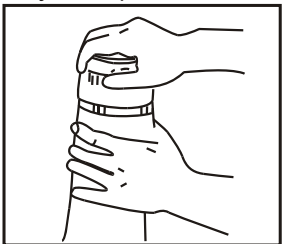


**ESPECIFICACIONES:**

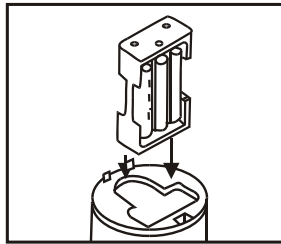
Alimentación	6, tamaño AA (UM-3) S006P/9V
Consumion de la batería	15 horas (uso intermitente)
Duración de la baterías	Aproximadamente 8 horas (habla). Aproximadamente 40 minutos (señalización continua).
Rango de audición	300M-350M
Dimensiones y Peso	150mm de diámetro - Longitud 237mm - Peso 620g

**Cambio de baterías:**

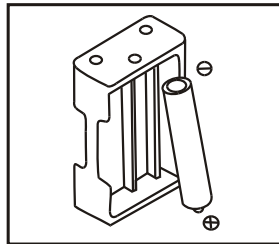
Empuje y presione para aflojar la tapa



Retire el porta-baterías



Coloque las baterías



Instrucciones de Operación: Al hacer un anuncio, presione la tecla indicada en el dibujo. Dirija el parlante hacia el lugar que desea hablar y hágalo a través del micrófono. Ajuste el control de volumen para que el sonido sea óptimo.


para realizar un silbido y hacer funcionar la sirena: Siga las instrucciones que se detallan en los siguientes dibujos.



# NK-226S

MEGAPHONE

## INSTRUCTIONS MANUAL



CE

Alimentação	6, tamanho AA (UM-3) S006P/9V
Consumo de bateria	15 horas (uso intermitente)
Duração das baterias	Aproximadamente 8 horas (para falar) Aproximadamente 40 minutos (sinalização contínua)
Nível de audição	300M-350M
Peso e tamanho	150 mm de diâmetro – Comprimento 237 mm – Peso 620 g

**TROCA DE BATERIAS:**

Empurre e pressione para retirar a tampa

Retire o porta baterias

Coloque as baterias

Instruções de operação: Para efetuar um anúncio pressione a tecla indicada na figura. Dirija o alto-falante para o lugar que deseja falar e fale através do microfone. Ajuste o controle de volume para obter um ótimo som.

Para fazer chiados e tocar a sirene: siga as instruções detalhadas nas figuras abaixo.

CE

**Mouth** (Cover for batteries replacement) Remove this cover when replacing batteries.

**Microphone Mouthpiece.** Speak through this microphone mouthpiece bringing your lips close to it.

**Sound Volume Control.** The volume of amplified sound increases when this control is turned clockwise.

**Whistle/siren**

**Press-to-talk power** Press this switch for announcing.

**Specifications:**

**Power Source:** 6, "AA"UM-3 Battery(not supplied).

**Battery life:** Approx 8 hours (talk)  
Approx 40 minutes (Continuous Signaling)

**Audible Range:** 0.5km-0.7km (depending on operating conditions).

**Dimensions & Weight:** Mouth diameter 150mm  
Length 237mm Weight 620g.

**Operating Instructions**

**When Making Announcement:**

1. Hold the megaphone at the grip and press the trigger switch with your index finger.
2. Position the Megaphone towards the object, and speak through the microphone mouthpiece. Bring the microphone close to your lips and speak with a clear, normal voice.
3. Turn the sound volume control at the back of the grip, and adjust the sound level to optimum without causing howling.

**Battery Loading**

- 1 Remove the battery case and put in six type AA (UM-3) batteries with correct polarity
2. After putting the batteries in, insert the battery case into the battery compartment of the megaphone with correct polarity.
- 3 Refit the battery cover

**Cautios**

1. Be sure to put the batteries in with correct polarity
2. When the megaphone is not for use for a long period remove the batteries.
3. Drained batteries do not give sufficient sound volume. Replace batteries at regular intervals.