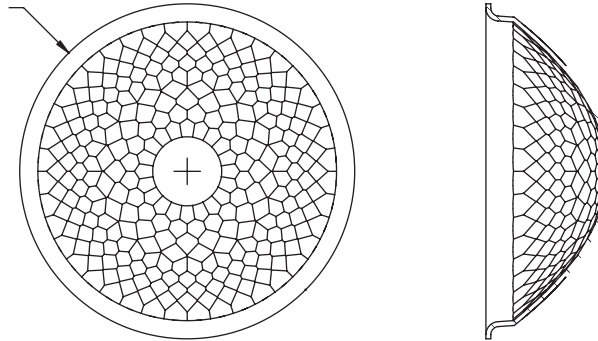


2 5/8 in  
[66 mm]



### Ordering Information

Catalog No.	Finish	Lamps	For Use With Luminaires
23MHRS	Anodized	T4 GU6.5, BT PGJ5	23S20T4, 23C20T4
23MHRSCCZ	Champagne Bronze		23S20BT, 23C20BT

### Features

1. **Spot Reflector:** Aluminum, faceted, specular, anodized and sealed.

### Finish

Specular Anodized and Sealed.

### Labels

UL, cUL

### Job Information

### Type:

**Job Name:**

**Cat. No.:**

**Lamp(s):**

**Notes:**

631 Airport Road, Fall River, MA 02720 • (508) 679-8131 • Fax (508) 674-4710

We reserve the right to change details of design, materials and finish.

www.lightolier.com © 2008 Philips Group • B0908

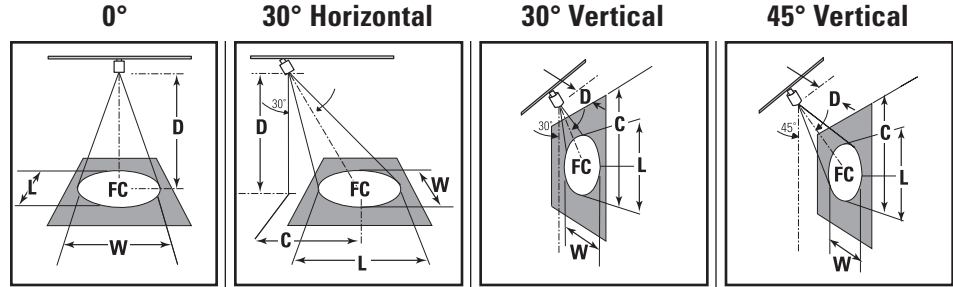
### Aiming Angle:



**L** Beam length  
**W** Beam Width  
**C** Distance to center beam  
**D** Distance  
**A** Aiming Angle  
**FC** Footcandles

**L** and **W** are the outer points where the candle power drops to 50% of the maximum. **FC** are the initial footcandles at the center of the beam.

Lamp data shown is typical. Consult lamp manufacturers for availability and performance.

CBCP = Center Beam Candle Power.



Lamp	Beam Spread (To 50% CBCP)	CBCP	Rated Life (Hrs.)	0°				30° Horizontal				30° Vertical				45° Vertical						
				D	FC	L	W	D	C	FC	L	W	D	C	FC	L	W	D	C	FC	L	W
20W T4, 23MHRS, Z3S20T4, Z3C20T4		11122	9000	10'	111	1.7'	1.7'	8'	4.6'	113	1.9'	1.6'	3'	5.2'	154	2.1'	1.0'	4'	4.0'	246	1.4'	1.0'
				12'	77	2.1'	2.1'	10'	5.8'	72	2.3'	2.0'	4'	6.9'	87	2.9'	1.4'	5'	5.0'	157	1.8'	1.2'
				14'	57	2.4'	2.4'	12'	6.9'	50	2.8'	2.4'	5'	8.7'	56	3.6'	1.7'	6'	6.0'	109	2.1'	1.5'
				16'	43	2.8'	2.8'	14'	8.1'	37	3.3'	2.8'	6'	10.4'	39	4.3'	2.1'	7'	7.0'	80	2.5'	1.7'
22W BT-5, 23MHRS, Z3C20BT, Z3S20BT		12423	12000	10'	124	1.7'	1.7'	8'	4.6'	126	1.9'	1.6'	3'	5.2'	173	2.1'	1.0'	4'	4.0'	275	1.4'	1.0'
				12'	86	2.1'	2.1'	10'	5.8'	81	2.3'	2.0'	4'	6.9'	97	2.9'	1.4'	5'	5.0'	176	1.8'	1.2'
				14'	63	2.4'	2.4'	12'	6.9'	56	2.8'	2.4'	5'	8.7'	62	3.6'	1.7'	6'	6.0'	122	2.1'	1.5'
				16'	49	2.8'	2.8'	14'	8.1'	41	3.3'	2.8'	6'	10.4'	43	4.3'	2.1'	7'	7.0'	90	2.5'	1.7'

**Note:** For Champagne Bronze (CCZ), multiply FC values by 0.64. CCZ Champagne Bronze reflector "warms" the beam to 2700K.

<b>Job Information</b>	<b>Type:</b>
------------------------	--------------

631 Airport Road, Fall River, MA 02720 • (508) 679-8131 • Fax (508) 674-4710  
 We reserve the right to change details of design, materials and finish.  
 www.lightolier.com © 2008 Philips Group • B0908