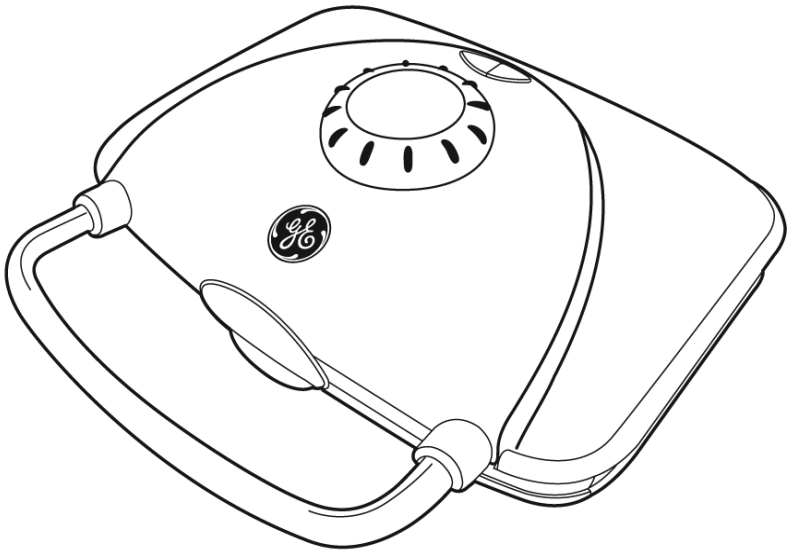




WAFFLE MAKER



Item Stock Number

169056

UPC: 681131690560

**For Customer Assistance, call Customer Service at
1-877-207-0923 (US) or 1-877-556-0973 (Canada)**

169056 • 681131690560

To prevent personal injury or property damage read and follow the instructions and warnings in this use and care instructional manual.

IMPORTANT SAFEGUARDS

When using electrical appliances, basic safety precautions should always be followed, including the following:

1. **READ ALL INSTRUCTIONS BEFORE USING.**
2. Do not touch hot surfaces. Use handles.
3. To protect against risk of electrical hazards, do not immerse cord, plug or any part of the appliance in water or other liquid.
4. This appliance should not be used by children and extreme care should be taken when used near children. Never leave appliance unattended.
5. Unplug from outlet when not in use and before cleaning. Allow to cool before putting on or taking off parts, and before cleaning the appliance.
6. Do not operate any appliance with a damaged cord or plug, if it malfunctions, has been dropped or damaged in any manner. Call our toll-free customer assistance number for information on examination, repair, or adjustment.
7. The use of attachments not included with the appliance may cause fire, electrical shock or injury.
8. Do not use outdoors.
9. Do not let cord hang over edge of table or counter, or touch hot surfaces.
10. Do not use harsh abrasives, caustic cleaners or oven cleaners when cleaning this appliance.
11. Maintenance other than cleaning should be performed at an authorized service facility.
12. When using this appliance, provide adequate air space above and on all sides for air circulation. On the bottom, where heat may cause a problem, an insulated hot pad is recommended.
13. Extreme caution must be used when moving an appliance containing hot oil or other hot liquids.
14. Do not use appliance for other than intended use.
15. Do not place on or near a hot gas or electric burner, or in a heated oven.
16. Do not immerse in water.

SAVE THESE INSTRUCTIONS!

SHORT POWER SUPPLY CORD INFORMATION

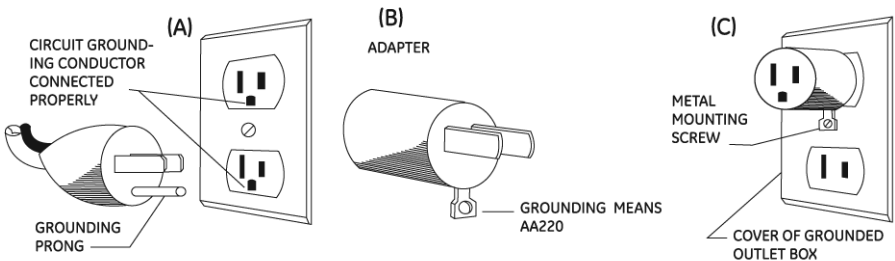
A short power supply cord is provided to reduce the risk of becoming entangled in or tripping over a long cord. Extension cords may be used if care is exercised in their use.

If an extension cord is used, the marked electrical rating of the extension cord should be at least as great as the electrical rating of the appliance. The cord should be arranged so that it will not drape over the countertop or tabletop where it can be pulled on by children or tripped over unintentionally.

If the appliance is of the grounded type, the extension cord should be a grounding-type 3-wire cord.

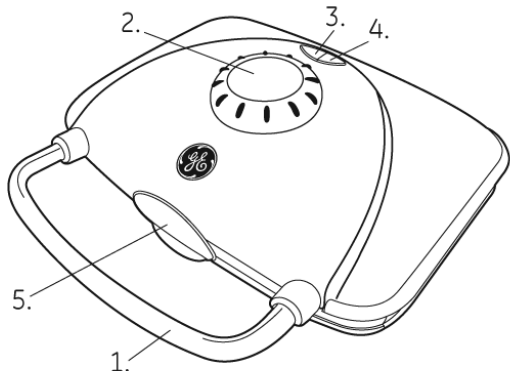
GROUNDING INSTRUCTIONS

This appliance must be grounded while in use to protect the operator from electrical shock. The appliance is equipped with a 3-conductor cord and a 3-prong grounding-type plug to fit the proper grounding-type receptacle. The appliance has a plug that looks like sketch A. An adaptor, sketch B, should be used for connecting sketch A-type plug to two-ground receptacles. The grounding tab, which extends from the adaptor, must be connected to a permanent ground such as a properly grounded outlet box as shown in sketch C, using a metal screw.



PARTS

1. Handle
2. Temperature control dial
3. Power-on indicator light
4. Ready indicator light
5. Safety catch



FEATURES

- Brushed steel accents
- 2-slice Belgian baking plate
- Power-on and ready indicator light
- Non-stick coating cooking plate for easy cleaning
- Adjustable temperature control dial
- Stand upright for compact storage and space saving
- Cord storage

WAFFLE MAKER MODEL

Model No.	Rated voltage	Rated power	Capacity	Dimensions	Weight
169056	120V	760W	2 Slices	9.1 x 9.2x4.3 inches	3.35 lb.

OPERATING INSTRUCTIONS

How to make waffles

1. Plug cord into power outlet while preparing the filling.
2. When using the waffle maker for the first time, grease the cooking plates with oil or butter.
3. The blue light (3) indicates that the plug is connected to the main outlet, it will stay on during preheating.
4. Set temperature to desired position.
5. Close top. Ready light will illuminate when waffle maker has heated to the proper temperature.
6. Place mix evenly in the center of the bottom plate.
7. Close the waffle maker by lowering the upper plate onto the lower plate.
8. Allow waffle to bake until steam subsides.
9. Use a wooden or plastic spatula to remove waffle from the baking plate.
10. Disconnect the plug from power outlet when not in use.

USER MAINTENANCE INSTRUCTIONS

This appliance requires little maintenance. It contains no user serviceable parts. Do not try to repair it yourself. Refer it to qualified personnel if service is needed.

TO CLEAN

Always unplug the waffle maker from the power source and wait until it cools down before cleaning. There is no need to take your waffle maker apart for cleaning. Dry with a paper towel to absorb excess oil. Brush crumbs from the grooves, and wipe with a damp cloth and mild soap. Never immerse in water. Avoid using scratching or sharp utensils, as they will scratch the non-stick surface. Do not use cleansers or oven cleaners on the heating plates. To clean handles and other parts, use a damp cloth with mild soap and towel dry. Should any filling be difficult to remove, pour a little cooking oil onto the plate and wipe off after 56 minutes, when the filling has softened.

CAUTION: DO NOT IMMERSE IN WATER

CUSTOMER ASSISTANCE

If you have a claim under this warranty, please call our Customer Assistance Number. For faster service, please have the model, type and series numbers ready for the operator to assist you. These numbers can be found on the bottom of your appliance.

Model: _____ **Type:** _____ **Series:** _____

Customer Assistance Number 1-977-207-0923 (U.S.) or 1-977-556-0973 (Canada)

Keep these numbers for future reference!

For more information, please visit us at www.walmart.com

TWO-YEAR LIMITED WARRANTY

What does your warranty cover?

- Any defect in material or workmanship.

For how long after the original purchase?

- Two years.

What will we do?

- Provide you with a new one.
- For those items still under warranty but no longer available, WAL-MART reserves the right to replace with a similar GE branded product of equal or greater value.

How do you make a warranty claim?

- Save your receipt.
- Properly pack your unit. We recommend using the original carton and packing materials.
- Return the product to your nearest WAL-MART store or call Customer Assistance at 1-977-207-0923 (U.S.) or 1-877-556-0973 (Canada).

What does your warranty not cover?

- Parts subject to wear, including, without limitation, glass parts, glass containers, cutter/strainer, blades, seals, gaskets, clutches, motor brushes, and/or agitators, etc.
- Commercial use or any other use not found in printed directions.
- Damage from misuse, abuse, or neglect, including failure to clean product regularly in accordance with manufacturer's instructions.

How does state law relate to this warranty?

- This warranty gives you specific legal rights, and you may also have other rights which vary from state to state or province to province.
- This warranty is in lieu of any other warranty or condition, whether express or implied, written or oral, including, without limitation, any statutory warranty or condition of merchantability or fitness for a particular purpose.
- WAL-MART, GE and the product manufacturer expressly disclaim all responsibility for special, incidental and consequential damages or losses caused by use of this appliance. Any liability is expressly limited to an amount equal to the purchase price paid whether a claim, however instituted, is based on contract, indemnity, warranty, tort (including negligence), strict liability, or otherwise. Some states or provinces do not allow this exclusion or limitation of incidental or consequential losses so the foregoing disclaimer may not apply to you.

What if you encounter a problem with this product while using it outside the country of purchase?

- The warranty is valid only in the country of purchase and you follow the warranty claim procedure as noted.



is a trademark of General Electric Company and is used under the license by Wal-Mart Stores Inc., Bentonville, AR 72716

Marketed in Canada by:

Wal-Mart Canada Corp.
1940 Argentia Road, Mississauga, Ontario L5N1P9