

TIMEX®

www.timex.com

W-196

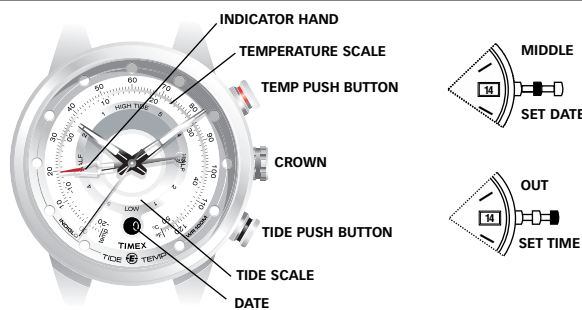
THANK YOU FOR PURCHASING YOUR TIMEX® WATCH.

EXTENDED WARRANTY

Available in U.S. only. Extend your warranty for an additional 4 years from date of purchase for \$5. You can pay with AMEX, Discover, Visa or MasterCard by calling 1 800-328-2677 during normal business hours. Payment must be made within 30 days of purchase. Name, address, telephone number, purchase date, and 5-digit model number required. You can also mail a check for \$5 to: Timex Extended Warranty, P.O. Box 1676, Dept. EF, Little Rock, AR 72203.

Please read instructions carefully to understand how to operate your Timex® watch. **Your model may not have all of the features described in this booklet.**

OVERVIEW



NOTE: Watch is shipped with guard around CROWN. Remove guard and push CROWN in to start.

SET DATE AND TIME

Pull CROWN to MIDDLE position and turn until correct date appears. After setting date, pull crown all the way out and turn until correct time is shown. Ensure correct AM/PM setting by verifying that date changes at midnight, not noon. Push CROWN in when done. Adjust date after months with fewer than 31 days.

INDICATOR HAND ADJUSTMENT

Pull CROWN all the way out. Indicator hand should point to 12 o'clock. If it does not, press either push button to move hand until it points to 12 o'clock. TIDE and TEMP push buttons move hand clockwise and counterclockwise, respectively. Hold push button to move hand fast. Push CROWN in when done.

TIDE/TEMPERATURE SELECTION

Indicator hand shows either tide or temperature constantly. When temperature is shown, press TIDE push button to select tide clock. Hand moves to low tide and then to current tide. When tide is shown, press TEMP push button to select thermometer. Hand moves to beginning of thermometer scale and then to current temperature.

TIDE CLOCK

For tide clock, indicator hand always rotates clockwise, so tide is rising when hand is pointing left and falling when pointing right. Number of hours to next high/low tide is shown on tide scale.

The primary factor in determining tides is moon position. Tide clock uses moon position to predict high and low tides, which are 6 hours and 12.5 minutes apart.

Tides are also influenced by sun position and shape of shoreline, so tide clock cannot precisely give times of high and low tides. Periodic adjustment may be necessary.

To set tide clock, pull CROWN to MIDDLE position. Press either push button to move hand to current tide. TIDE and TEMP push buttons move hand clockwise and counterclockwise, respectively. Push CROWN in when done.

For tide information, go to www.timex.com/expedition

TIMEX®

THERMOMETER

When worn on wrist, thermometer reading is affected by body heat. For more accurate readings, remove watch and put in shade for at least several minutes.

Watch can measure water temperature also, if submerged. Be sure to select temperature display before placing watch in water, as buttons should not be pressed with watch underwater.

Thermometer readings are taken every minute, and more frequently, if temperature is changing.

INDIGLO® NIGHT-LIGHT

Press crown to illuminate watch face. Patented (U.S. pat. 4,527,096 and 4,775,964) electroluminescent technology used in the INDIGLO® night-light illuminates entire watch face at night and in low light conditions.

BRACELET ADJUSTMENT

FOLDOVER CLASP BRACELET

Find spring bar that connects bracelet to clasp. Using a pointed tool (Fig. 1), push spring bar in and gently twist bracelet to disengage. Determine wrist size, then insert spring bar in correct bottom hole (Fig. 2). Push down on spring bar, align with top hole and release to lock in place (Fig. 3).



Fig. 1

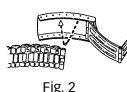


Fig. 2

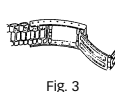


Fig. 3

BRACELET LINK REMOVAL

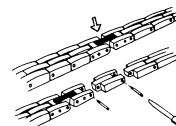
Removing Links: Place bracelet upright and insert pointed tool in opening of link. Push pin forcefully in direction of arrow until link is detached (pins are designed to be difficult to remove). Repeat until desired number of links are removed.



Reassembly: Rejoin bracelet parts. Push pin back into link in opposite direction of arrow. Press pin down securely into bracelet until it is flush.

SOLID LINK BRACELET

Removing Links: Using a very small screwdriver, remove screws by turning counterclockwise. Repeat until desired number of links are removed. Do not remove links adjacent to clasp.



Reassembly: Rejoin bracelet parts and insert screw in end of opening where it was removed. Turn screw clockwise until tight and flush with bracelet.

WATER RESISTANCE

If your watch is water-resistant, meter marking or (∞) is indicated.

Water-Resistance Depth	p.s.i.a. * Water Pressure Below Surface
30m/98ft	60
50m/164ft	86
100m/328ft	160

*pounds per square inch absolute

WARNING: TO MAINTAIN WATER-RESISTANCE, DO NOT PRESS ANY BUTTONS UNDER WATER.

1. Watch is water-resistant only as long as lens, push buttons and case remain intact.
2. Watch is not a diver watch and should not be used for diving.
3. Rinse watch with fresh water after exposure to salt water.

BATTERY

Timex strongly recommends that a retailer or jeweler replace battery. If applicable, push reset button when replacing battery. Battery type is indicated on caseback. Battery life estimates are based on certain assumptions regarding usage; battery life may vary depending on actual usage.

DO NOT DISPOSE OF BATTERY IN FIRE. DO NOT RECHARGE. KEEP LOOSE BATTERIES AWAY FROM CHILDREN.

TIMEX INTERNATIONAL WARRANTY

(U.S. – LIMITED WARRANTY – PLEASE SEE FRONT OF INSTRUCTION BOOKLET
FOR TERMS OF EXTENDED WARRANTY OFFER)

Your TIMEX® watch is warranted against manufacturing defects by Timex Corporation for a period of ONE YEAR from the original purchase date. Timex and its worldwide affiliates will honor this International Warranty.

Please note that Timex may, at its option, repair your watch by installing new or thoroughly reconditioned and inspected components or replace it with an identical or similar model. **IMPORTANT — PLEASE NOTE THAT THIS WARRANTY DOES NOT COVER DEFECTS OR DAMAGES TO YOUR WATCH:**

- 1) after the warranty period expires;
- 2) if the watch was not originally purchased from an authorized Timex retailer;
- 3) from repair services not performed by Timex;
- 4) from accidents, tampering or abuse; and
- 5) lens or crystal, strap or band, watch case, attachments or battery. Timex may charge you for replacing any of these parts.

THIS WARRANTY AND THE REMEDIES CONTAINED HEREIN ARE EXCLUSIVE AND IN LIEU OF ALL OTHER WARRANTIES, EXPRESS OR IMPLIED, INCLUDING ANY IMPLIED WARRANTY OF MERCHANTABILITY OR FITNESS FOR PARTICULAR PURPOSE. TIMEX IS NOT LIABLE FOR ANY SPECIAL, INCIDENTAL OR CONSEQUENTIAL DAMAGES. Some countries and states do not allow limitations on implied warranties and do not allow exclusions or limitations on damages, so these limitations may not apply to you. This warranty gives you specific legal rights and you may also have other rights which vary from country to country and state to state.

To obtain warranty service, please return your watch to Timex, one of its affiliates or the Timex retailer where the watch was purchased, together with a completed original Watch Repair Coupon or, in the U.S. and Canada only, the completed original Watch Repair Coupon or a written statement identifying your name, address, telephone number and date and place of purchase. Please include the following with your watch to cover postage and handling (this is not a repair charge): a US\$ 7.00 check or money order in the U.S.; a CAN\$6.00 cheque or money order in Canada; and a UK£2.50 cheque or money order in the U.K. In other countries, Timex will charge you for postage and handling. NEVER INCLUDE A SPECIAL WATCHBAND OR ANY OTHER ARTICLE OF PERSONAL VALUE IN YOUR SHIPMENT.

For the U.S., please call 1-800-328-2677 for additional warranty information. For Canada, call 1-800-263-0981. For Brazil, call 0800-168787. For Mexico, call 01-800-01-060-00. For Central America, the Caribbean, Bermuda and the Bahamas, call (501) 370-5775 (U.S.). For Asia, call 852-2815-0091. For the U.K., call 44 020 8687 9620. For Portugal, call 351 212 946 017. For France, call 33 3 81 63 42 00. For Germany, call 49 7 231 494140. For the Middle East and Africa, call 971-4-310850. For other areas, please contact your local Timex retailer or Timex distributor for warranty information. In Canada, the U.S. and in certain other locations, participating Timex retailers can provide you with a postage-paid, pre-addressed Watch Repair Mailer for your convenience in obtaining factory service.

©2005 Timex Corporation. Timex is a registered trademark of timex corporation. INDIGLO is a registered trademark of Indiglo Corporation in the US. and other countries.