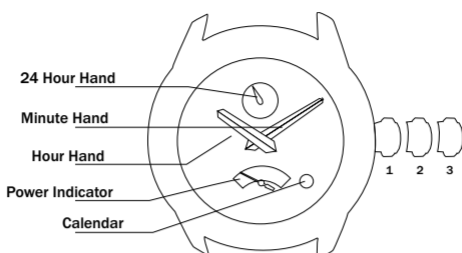


TIMEX®

www.timex.com

W-187 141 095006 NA

The Automatic Collection



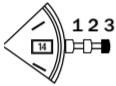
HOW TO SET THE TIME

Unscrew crown all the way out and turn to correct time. Push crown in to restart.

Watches with date: Note correct time of day (A.M. or P.M.) for proper date function. (Please see illustration above for 24-HR dial.)

HOW TO SET "FAST DATE"

3-Position Crown: Unscrew crown until you reach position "2" and turn **counterclockwise** until correct date appears.



NOTE: Date may need to be manually updated at the end of each month by following above procedure (otherwise it will continue to 31 and then roll over to 01 each month).

HOW TO WIND YOUR WATCH

Turn crown in position 1 to begin winding **clockwise**.

POWER RESERVE

The watch is self-winding. If you wear your watch every day, there should be no need to wind it every 24 hours, unless the power reserve shows "LOW".

The maximum power reserve is at least 36 hours. The power reserve indicator shows you how much power remains. You should wind your watch when the indicator hand is near "LOW".

BRACELET ADJUSTMENT

Sliding Clasp Bracelet

Open locking plate. Move clasp to desired bracelet length. Exert pressure while holding locking plate and slide clasp back and forth until it engages in grooves on underside of bracelet. Press locking plate down until it snaps closed. Clasp can be damaged if excessive force is used.

Foldover Clasp Bracelet

Find spring bar that connects bracelet to clasp. Using a pointed tool (Fig. 1), push spring bar in and gently twist bracelet to disengage. Determine wrist size, then insert spring bar in correct bottom hole (Fig. 2). Push down on spring bar, align with top hole and release to lock in place (Fig. 3).

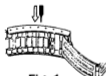


Fig. 1



Fig. 2



Fig. 3

BRACELET LINK REMOVAL

Removing Links: Place bracelet upright and insert pointed tool in opening of link. Push pin forcefully in direction of arrow until link is detached (pins are designed to be difficult to remove). Repeat until desired number of links are removed.

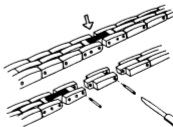
Reassembly: Rejoin bracelet parts. Push pin back into link in opposite direction of arrow. Press pin down securely into bracelet until it is flush.



SOLID LINK BRACELET

Removing Links: Using a very small screwdriver, remove screws by turning counterclockwise. Repeat until desired number of links are removed. Do not remove links adjacent to clasp.

Reassembly: Rejoin bracelet parts and insert screw in end of opening where it was removed. Turn screw clockwise until tight and flush with bracelet.



(continued on reverse)

WATCH IS INDICATED AS 200 METER WATER-RESISTANT.

1. Watch is water-resistant only as long as crystal, crown and case remain intact.
2. Watch is not a diver watch and should not be used for diving.
3. Screw-in setting crown and case back must be screwed into case to assure water-resistance (see Set Time). (Optional)
4. Rinse watch with fresh water after exposure to salt water.
5. Shock-resistance will be indicated on watch face or caseback. Watches are designed to pass ISO test for shock-resistance. However, avoid damaging crystal/lens.

If your watch is water-resistant, meter marking or () is indicated.

Water-Resistance Depth	p.s.i.a.* Water Pressure Below Surface
50m/164ft	86
100m/328ft	160
200m/656ft	284

*pounds per square inch absolute

WARRANTY

Extended Warranty Available in U.S. only. Extend your warranty for an additional 4 years from date of purchase for \$5. You can pay with AMEX, Discover, Visa or MasterCard by calling 1 800-448-4639 during normal business hours. Payment must be made within 30 days of purchase. Name, address, telephone number, purchase date, and 5-digit model number required. You can also mail a check for \$5 to: Timex Extended Warranty, P.O. Box 1676, Dept. EF, Little Rock, AR 72203.

Please read instructions carefully to understand how to operate your Timex watch. **Your model may not have all of the features described in this booklet.**

TIMEX INTERNATIONAL WARRANTY

(U.S. - LIMITED WARRANTY - PLEASE SEE FRONT OF INSTRUCTION BOOKLET FOR TERMS OF EXTENDED WARRANTY OFFER)

Your TIMEX® watch is warranted against manufacturing defects by Timex Corporation for a period of ONE YEAR from the original purchase date. Timex and its worldwide affiliates will honor this International Warranty.

Please note that Timex may, at its option, repair your watch by installing new or thoroughly reconditioned and inspected components or replace it with an identical or similar model. **IMPORTANT - PLEASE NOTE THAT THIS WARRANTY DOES NOT COVER DEFECTS OR DAMAGES TO YOUR WATCH:**

- 1) after the warranty period expires;
- 2) if the watch was not originally purchased from an authorized Timex retailer;
- 3) from repair services not performed by Timex;
- 4) from accidents, tampering or abuse; and
- 5) lens or crystal, strap or band, watch case, attachments or battery. Timex may charge you for replacing any of these parts.

THIS WARRANTY AND THE REMEDIES CONTAINED HEREIN ARE EXCLUSIVE AND IN LIEU OF ALL OTHER WARRANTIES, EXPRESS OR IMPLIED, INCLUDING ANY IMPLIED WARRANTY OF MERCHANTABILITY OR FITNESS FOR PARTICULAR PURPOSE. TIMEX IS NOT LIABLE FOR ANY SPECIAL, INCIDENTAL OR CONSEQUENTIAL DAMAGES. Some countries and states do not allow limitations on implied warranties and do not allow exclusions or limitations on damages, so these limitations may not apply to you. This warranty gives you specific legal rights and you may also have other rights which vary from country to country and state to state.

To obtain warranty service, please return your watch to Timex, one of its affiliates or the Timex retailer where the watch was purchased, together with a completed original Watch Repair Coupon or, in the U.S. and Canada only, the completed original Watch Repair Coupon or a written statement identifying your name, address, telephone number and date and place of purchase. Please include the following with your watch to cover postage and handling (this is not a repair charge): a US\$ 7.00 check or money order in the U.S.; a CAN\$6.00 cheque or money order in Canada; and a UK£2.50 cheque or money order in the U.K. In other countries, Timex will charge you for postage and handling. NEVER INCLUDE A SPECIAL WATCHBAND OR ANY OTHER ARTICLE OF PERSONAL VALUE IN YOUR SHIPMENT.

For the U.S., please call 1-800-448-4639 for additional warranty information. For Canada, call 1-800-263-0981. For Brazil, call 0800-168787. For Mexico, call 01-800-01-060-00. For Central America, the Caribbean, Bermuda and the Bahamas, call (501) 370-5775 (U.S.). For Asia, call 852-2815-0091. For the U.K., call 44 208 687 9620. For Portugal, call 351 212 946 017. For France, call 33 3 81 63 42 00. For Germany, call 49 7 231 494140. For the Middle East and Africa, call 971-4-310850. For other areas, please contact your local Timex retailer or Timex distributor for warranty information. In Canada, the U.S. and in certain other locations, participating Timex retailers can provide you with a postage-paid, pre-addressed Watch Repair Mailer for your convenience in obtaining factory service.