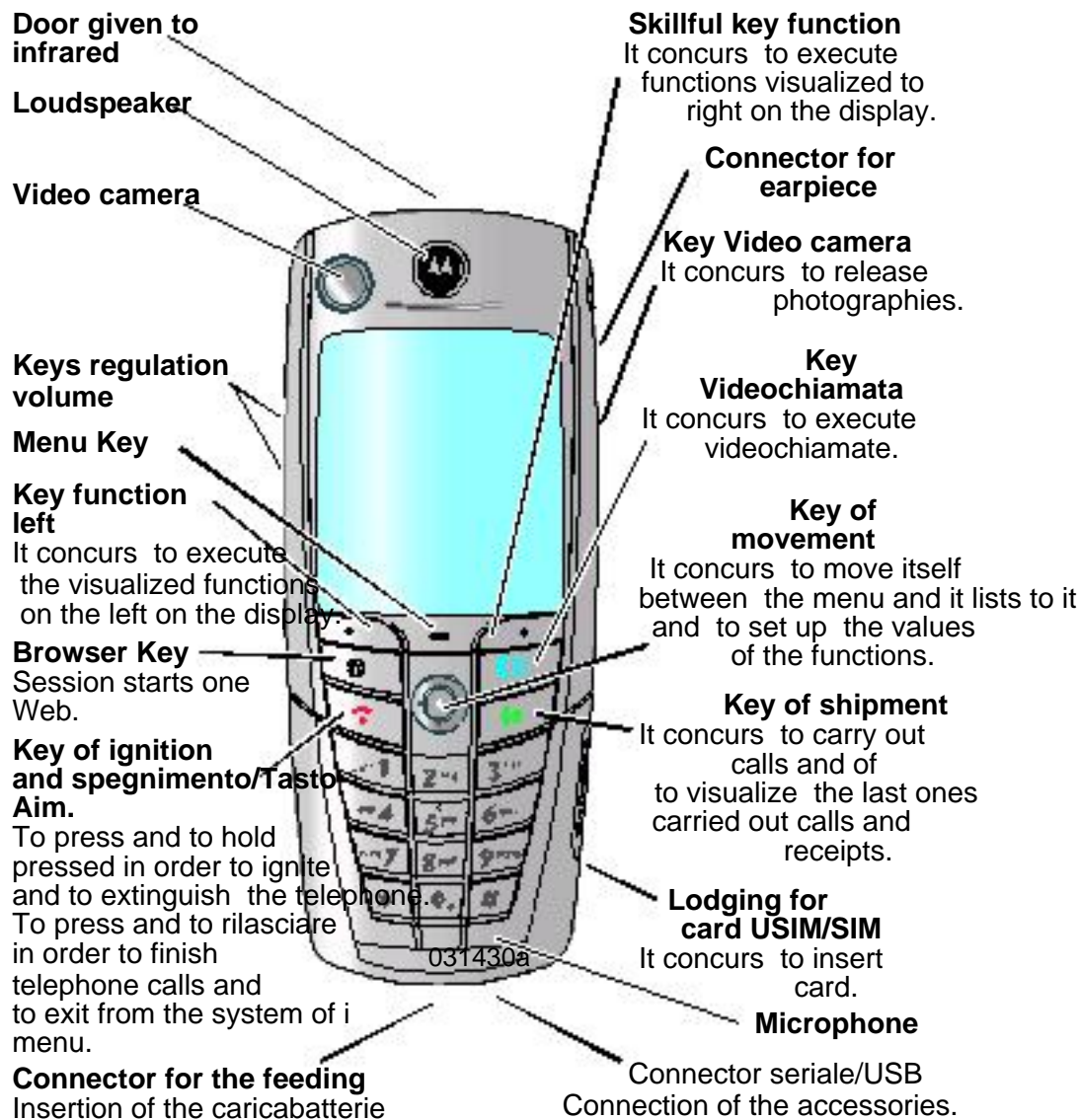


Welcomes

This Guide of reference describes the characteristic innumerevoli of the telephone.



Welcomes - 1

www.motorola.com

Stilizzato MOTOROLA and logo the M is records to you near the office licences and mark in United States (US Patent & Trademark Office). All the names of other products or services are exclusive property of i single owners. Bluetooth marks belongs to respects to you owners and are use you with licence from Motorola, Inc. Java and all the others mark base on Java are mark to you or mark record you of Sun

Microsystems, Inc. in the United States and the other countries.
 © Motorola, Inc. 2003.

Warning on the copyright of the software

The described Motorola products in this handbook can include software protect from copyright of Motorola and third parts memorizza you in the memories of the semiconductors or other supports. legislation of the United States and other countries reserves to Motorola and i suppliers of software of third parts determine sole rights to you to you in i comparisons of the software covered from copyright, like the exclusive right to distribute and to reproduce the software covered from copyright. Based on such straight, no software covered from copyright contained in i Motorola products can be modified, be decoded, distributed or reproduced in whichever way within the limits previewed from the law. Moreover, the purchase of the Motorola products will not have to be considered one direct or implicit concession, by means of preclusion or other, of patented application or licence, or licence right copyright Motorola or other suppliers of software of third parts, made exception for a licence of I use normal school, not exclusive and without royalty that it derives for law from the sale of a product.

Although the detailed lists of the product can be subject to modifications without some warning, we make the possible one in order to guarantee that the handbook assign you to the customers they are dawns to you regularly on the base of the concerning reviews the functions of the product. However, we invite the customer to signal eventual discrepancies found between the handbook and the product. The versions modernized of i handbook are available in the destined section to the customers of the situated one Web Motorola to the address <http://www.motorola.com>.

2 - Welcomes

Menu Map

Main Menu

Games and applications

Tools

- Applications USIM
- Calculator
- Agenda
- Fast functions
- Services of selection
- "blocked Selection
- "fixed Selection
- "useful Numbers
- "fast Selection
- Menu Express

Formulations

(to see to the successive page)

Famous: This is

the formulation standard of menu of the telephone. The organization of the menu and the names of the functions on just telephone can to be different. It is possible that not all the functions they are available in all i countries.

- Rubrica**
- Messages**
- Registry calls**
- Web Access**
 - Browser
 - Addresses Web expresses
 - Saved pages
 - Chronology
 - Vai to URL
 - Browser Configuration

- Room**
- Multimedia**
 - Images
 - Sounds
 - Video
 - Video camera

Fast Functions

- To block and to unblock keyboard:
To press **M ***
- To visualize the numbers personal:
To press **M #**
- To catch up the directory of the calls carried out:
To press **N**
- To exit from the menu:
To press **O r**
- To see to page 51 for ulterior inherent instructions the functions

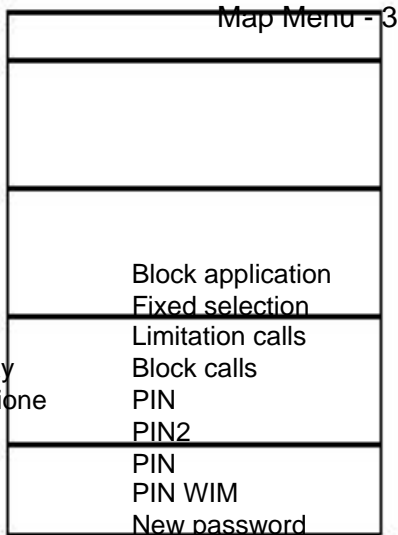
Menu Formulations

It personalizes

- Main Menu
- Keys function
- It selects colors
- Message of welcome
- Banner
- Banner Diagram
- Background
- Screensaver
- Fast selection
- Suonerie**
- Visual warnings**
- Visual pointer calling
- Visual notifications
- Logon**
- IrDA
- Active call
- Bluetooth
- Synchronization
- Incoming call
- Shunting line calls**
- Calls voice
- Fax Calls
- Given calls
- It cancels all
- State shunting lines

- Fast selection
- Riselezione automatic
- Timeout display
- Retroilluminazione
- Sliding
- Animation
- Vibe Sync
- Lingua
- Saving battery
- DTMF
- Restoration begins them
- Cancellation total
- Info Videofonino**
- Personal number
- Active line
- Pointer battery
- Subscriptions
- Type memory
- Position
- Other information
- Earpiece**
- Automatic answer
- Options suoneria
- Formulations car**
- Automatic answer
- Voice lives automatic rifle
- Extinction delayed

- Block application
- Fixed selection
- Limitation calls
- Block calls
- PIN
- PIN2
- PIN
- PIN WIM
- New password



Configuration

- Java**
- Java info
- Access to the net
- DNS IP

Management calls

- Timer calls
- Costs calls
- Just number
- Options answer
- Warning of call
- Warning Message

**Formulations
it begins them**

- Date and hour
- VideoGateway

Time recharges

- Net**
- New net
- Formulation net
- Nets available
- List preferred nets
- Tone of service
- Tone interruption net
- Emergency**
- Videofonino Block
- Block keyboard

4 - Menu Map



Index

Menu Map. 3

Messaggi and email 8

- Formulation of the case messages receipts 8
- Creation and shipment of messages. 15
- Visualization of the state of the messages 18
- Reception of messages. 18
- Reading, block or cancellation of the messages. 19

Rubrica. 22

- Visualization of the details of the element 22
- Creation of an element of the rubrica. 23
- Memorization of a code PIN with one
telephone number 25
- To associate one vocal selection to an element
of the rubrica. 26
- Selection of an element of the rubrica 28
- Modification of an element of the rubrica 29
- I use of the categories of the rubrica 30
- To visualize or to hide the private elements. 33
- Ordering of the directory of the rubrica. 34
- Formulation of the main number for an element
in the rubrica. 35
- Copy of the elements of the rubrica 36
- Control of the ability to the rubrica. 38
- Formulation of the preferences for the selection
fast with a key 38
- Shipment of an element. 39
- Synchronization of the rubrica. 39

Personalizzazione of the formulations of the telephone	40
Personalizzazione of the call warning	40
Activation of the ID of warning.	41
Formulation of the volume of the keyboard or the suoneria.	41
Formulation of the memoranda.	42
Activation of the vibrations	42
Creation and modification of the warning tones	43
Personalizzazione of the text of the display.	48
Formulation of menu Visualizza	48
Personalizzazione of the menu	48
Personalizzazione of the keys function	49
Formulation of the language of the menu	50
Formulation of the type of sliding of the menu.	50
Formulation of menu the Animation	50
Restoration of all the options	50
Cancellation of all the memorizzate information.	51
Creation and I use of the fast functions	51
Ulterior functions of the telephone.	55
Execution of call in conference	55
Shunting line of call	56
Block of one called	58
I use of the fixed selection	59
Selection services	60
Fast selection	60
I use of tones DTMF	60
Control of I use of the telephone	61
I use of the alive functions voice.	65
I use of the applications during one called.	68
Connection of the telephone to an external unit.	69
Call given.	74
I use of the synchronization.	76
6 - Index	
Shipment of rows from the telephone	77
Modification of the net formulations	78
Control of loads with the batteries	78

Visualization of the detailed lists of the telephone.	78
Functions of organizer personal.	79
Agenda	79
Currency calculator and converter	86
Emergency	87
Emergency of the line	87
Block of card USIM/SIM.	87
Block and release of the applications.	89
News and entertainment.	90
Mobile Internet.	90
Java Applications.	94
Games.	99
Applications USIM/SIM	100
Resolution of the problems	101
Index	110

Index - 7

Messaggi and email


The telephone is in a position to managing the reception and the shipment of messages of text, email, video and MMS (Multimedium Messaging Service). The messages receipts come it visualizes to you on the display or in the case of the messages receipts.

It is necessary to set up the case of the messages receipts before to send and to receive these last ones. For ulterior details, to contact just supplying of the services of mobile telephony. The number total of messages that can be contained in the case in entrance

it depends already on their dimensions and the number of messages memorizza you in the telephone.

Famous: To second of the telephone model , the formulations of case of the messages receipts could already be defined from supplier of services of mobile telephony.

Formulation of the case messages receipts

 To find the function M > Messages
M > case of the messages
to inarrivodaimpostare

It is possible to select Tax messages (for the messages), up Msg
Email , It sets up Browser Message or It sets up Cell Broadcast To consult
the following containing tables the formulation options .

8 - Messaggi and email

Options of formulation of the messages

Formulation	Description
It sets up MMS	to modify the formulations for i messages video and MMS. To see the table successive.
It visualizes Messages Receipts	to indicate if the list of the messages in arrival it must show the senders or the object
Number center services	to insert the telephone number of center services that i manage messages
Type of answer	to move itself on the type of answer predefined that it is desired to send
To eliminate	the period of time before that telephone cancels the message
Email Gateway	to insert the access number

Options of formulation of messages MMS

Formulation	Description
You hide fields	it selects the optional fields that they will not come visualizes to you in model of the message
Automatic company	it inserts the text to enclose to fine of all the messages
	Messaggi and email - 9

Formulation	Description
Discharge	to choose to unload automatically the new ones messages or to use the option postpone (to see to pagina18)
Not only read (formulation IMAP)	to choose to only receive messages not read
Period of reception (formulation IMAP)	to choose to only receive messages joints in days very it determines to you
Filter	it selects the telephone numbers and addresses email of which eliminating automatically the messages
Expiration after	it inserts the period of time of shipment, that is the number of days in which the net will continue to to transmit messages not receipts
Type of answer	to select the type of answer that it is desired to send: messages video or MMS
Limit dimension	it sets up the maximum dimension concurred of the messages in arrival
Info serveurur	to visualize serveurur MMS selected

10 - Messaggi and email

Options of formulation of messages email

Formulation	Description
Formulations ISP	to select one logon of e-mail CSD or GPRS and to modify the formulations of logon
Email provider	to select the name of the provider This modification Protocol , Host and Door 1 the continuation formulations () for the shipment and the reception of email
Protocol	to select POP3 (memorizza Email on telephone) or IMAP (the email memorizza on the server)
User ID	the ID customer of access in order to send and to receive email
Password	the password of access for to send and to receive email
Serveur in escape	IP address or DNS for the shipment of the email (as an example mail. test. com)
Door in escape	number of the door for the unit main from which the shipment happens
Serveur in entrance	IP address or DNS for reception of the email (to example POP. test. com)
Door in entrance	number of the door for the unit main on which it happens reception

Formulation	Description
Address Email	the address to which they come send to you
Nome	answers to the messages send to you (usually just the address And mail)
To eliminate	name that must be visualized on the messages it sendes to you (as an example)
It saves on the serveur	the period of time before that telephone cancels the message
Notification Email	it concurs to conserve copies of i messages on the serveur (to use one PC or an other unit client for to eliminate them from the serveur)
Verification new messages	to establish if the telephone must to notify the reception of email
You hide fields	This does not have some effect if it sets up verification new messages it selects the frequency with which telephone controls if they are committees
	Email If it is selected, it is possible to control messages email exclusively through Invia/Ricevi Email (to see to page 18) or opening the case of the messages email in arrival.
	to select the information that it does not have to be visualized when a message is created of e-mail

12 - Messaggi and email