



FOG Hog® Grease Interceptor System Installation & Service Manual

FOR USE WITH
FOGHog® FH-20, FH0-35, FH-50, FH-75, and FH-100



INSTALLATION & MAINTENANCE MANUAL

FOR USE WITH

FOGHog® FH-20, FH0-35, FH-50, FH-75, and FH-100

GENERAL INFORMATION


All FOG Hog® products are PDI certified (Plumbing & Drainage Institute) and ASME A112.14.3 Type A & B Grease Interceptor.

The FOG Hog® FH-20, FH0-35, FH-50 are IAPMO certified (International Association of Plumbing and Mechanical Officials).

If you have questions regarding any Bio-Microbics product please contact us at:

1-800-753-FAST (3278) or (913)422-0707

e-mail: onsite@biomicrobics.com



DELIVERY INSPECTION

FOG Hog® systems are carefully manufactured, checked and tested at the factory before shipment. Before and after uncrating the unit, check the packaging for signs of shipping damage. If there is evidence of damage or abuse, notify Bio-Microbics, Inc. at (800) 753-3278 or (913)422-0707.

Dear FOG Hog® Owner

Thank you for purchasing a FOG Hog® Fat, Oil, & Grease Interceptor system from Bio-Microbics. Your FOG Hog® system is engineered and manufactured to meet the highest industry standards by the leader in wastewater equipment.

Engineered and manufactured to meet the highest industry standards by the leader in onsite wastewater equipment, you can take pride in knowing that with Bio-Microbics products you will help ensure a clean environment for future generations.

Please take time to thoroughly read this manual, its important safety precautions and detailed information on the proper use and maintenance of your system.

Top things you can do to prolong the life of your system:

1. Care for your entire wastewater treatment system (if applicable). Have your entire system inspected and tank pumped as necessary.
2. Keep track of the substances entering your system.
3. Keep System Clean.

If you should desire any further assistance, please contact Bio-Microbics at sales@biomicrobics.com or call us at 800-753-FAST (3278) or (913)422-0707.

Thank you again for using FOG Hog®!

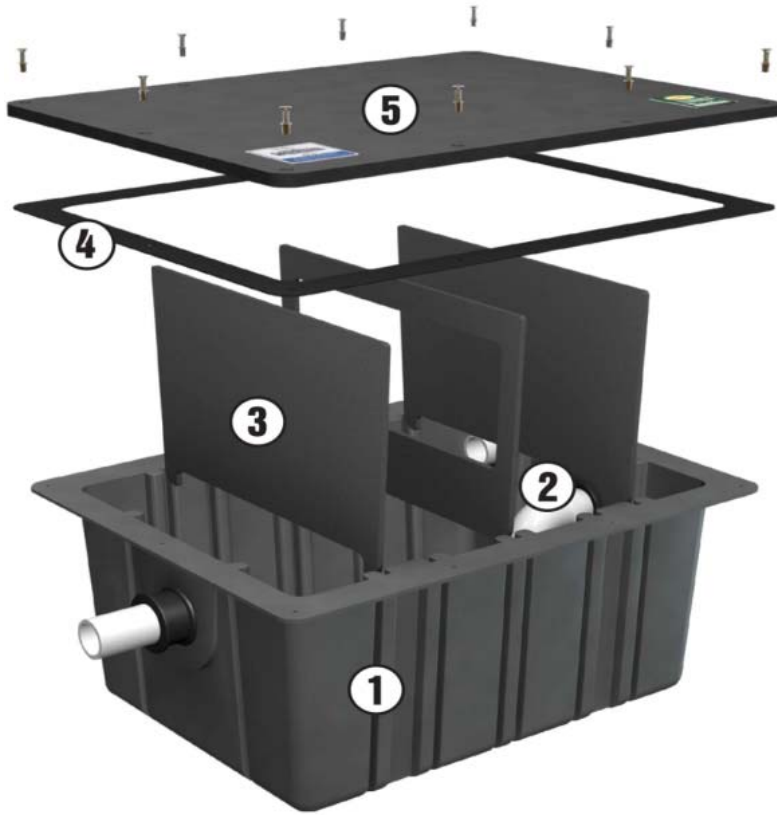
Sincerely,

Bio-Microbics Team



FOG HOG® FATS, OILS & GREASE INTERCEPTORS

FOGHog® interceptors combine a proven grease/water separation process with a new lightweight, 100% corrosion-resistant, user-friendly design. FOGHog® is PDI and IAPMO certified and removes more than 95% of fat, oil and grease from commercial wastewater.



1) Lightweight, durable structure
FOGHog®'s durable, but lightweight plastic exterior reduces shipping costs and simplifies installation.

2) Preassembled components
Internal components come preassembled for easy installation.

3) Removable baffles
Internal baffles remove easily for cleaning.

4) Custom gasket
Custom-fit sealing gasket retains moisture and odors.

5) Engineered lid
The engineered lid provides maximum stability with lightweight structure.

In the interest of technological progress, all products are subject to design and/or material change without notice.

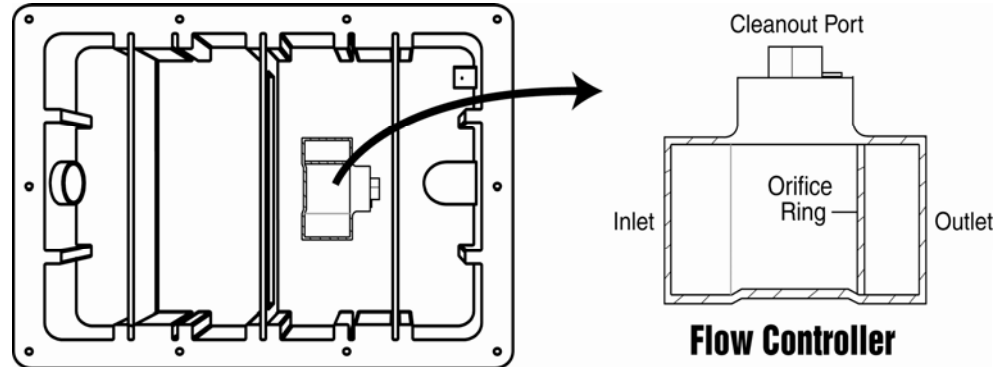
| Model | Foot Print - Inches | | | Height - Inches | Overall Lid Dimension - Inches |
|---------------|----------------------------------|----------------------------------|---------------------------------|--------------------------------|-------------------------------------|
| FH-20 | 28 ¹ / ₈ | 18 ¹ / ₄ | 14 ³ / ₄ | 15 ¹ / ₂ | 32 x 21 ³ / ₄ |
| FH-35 | 30 ¹ / ₄ | 22 ³ / ₄ | 15 | 15 ³ / ₄ | 34 x 27 |
| FH-50 | 30 ¹ / ₄ | 22 ³ / ₄ | 23 ³ / ₁₆ | 23 ⁷ / ₈ | 34 x 27 |
| FH-75 | 37 ¹¹ / ₁₆ | 26 ¹⁵ / ₁₆ | 19 ¹ / ₂ | 20 ¹ / ₄ | 31 x 41 ¹ / ₂ |
| FH-100 | 37 ¹¹ / ₁₆ | 26 ¹⁵ / ₁₆ | 26 ¹ / ₄ | 27 | 31 x 41 ¹ / ₂ |

INSTALLATION PROCEDURE

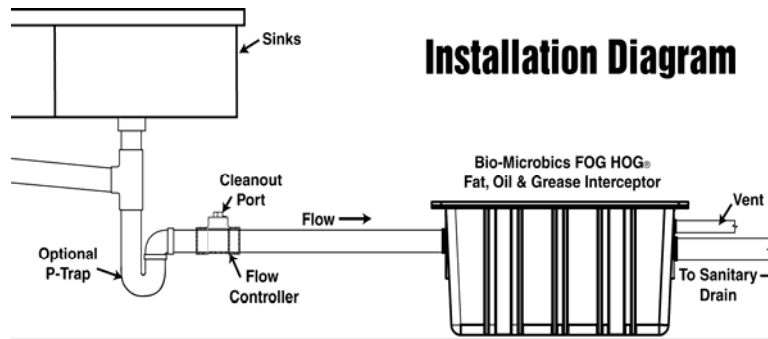
WARNING Always secure all access covers in place so as to prevent, leakage and unauthorized or accidental access to the interceptor. DO NOT use flame or spark near a the interceptor. Gases inside interceptor may be explosive if ignited or deadly if inhaled.

CAUTION Use safe lifting techniques to set FOGHog®. Be sure all lifting equipment is clear of obstructions.

Note: All installations must comply with all local plumbing codes.



1. Unscrew and remove the FOGHog® lid. Check that all piping, rubber grommets and baffles are in place. **Remove the flow controller.**
2. Position the FOGHog® as close as possible to the fixture being served, but note that removal of the lid is required for maintenance.
3. The flow controller must be installed as close as possible to the underside of the fixture being served. The flow controller's cleanout can be used to clear any debris that may get caught up in the flow control ring.
4. From the flow controller, run Sch. 40 PVC pipe through the FOGHog®'s influent hole and rubber grommet. Push the pipe through the grommet so that the pipe extends into the FOGHog® with ~1" of clearance.
5. Connect the outlet assembly to the outlet piping. Outlet pipe size should be equal to or larger than the inlet piping.
6. Venting of the FOGHog® should comply with all local vent specifications. Venting configurations may vary.



FOG HOG® MAINTENANCE

WARNING Only qualified service persons should open the lid on a grease interceptor. **Contents may be hot.** Infectious organisms are present inside the grease interceptor. Persons coming in contact with the waste must immediately wash and disinfect all exposed areas and contact their personal physicians. Failure to do so could result in severe sickness or death.

WARNING Always secure all access covers in place so as to prevent, leakage and unauthorized or accidental access to the interceptor. DO NOT use flame or spark near the interceptor. Gases inside interceptor may be explosive if ignited or deadly if inhaled.

1. Check the cleanout port and clear any debris that may be lodged in the flow control orifice ring.
2. Unscrew and remove the FOG Hog® lid. Remove the three baffles. Remove all contents & dispose of properly.
3. Replace baffles and lid and make sure the lid is screwed down tightly.

LIMITED WARRANTY

Bio-Microbics, Inc. warrants every new FOGHog® system against defects in materials and workmanship for a period of two years after installation or three years from date of shipment, whichever occurs first, subject to the following terms and conditions:

During the warranty period, if any part is defective or fails to perform as specified when operating at design conditions, and if the equipment has been installed and is being operated and maintained in accordance with the written instructions provided by Bio-Microbics, Inc., Bio-Microbics, Inc. will repair or replace at its discretion such defective parts free of charge. Defective parts must be returned by owner to Bio-Microbics, Inc.'s factory shipping pre-paid, if so requested. The cost of labor and all other expenses resulting from replacement of the defective parts and from installation of parts furnished under this warranty and regular maintenance items such as filters or bulbs shall be borne by the owner. This warranty does not cover aerator components which have been damaged by flooding or any components that have been disassembled by unauthorized persons, improperly installed or damaged due to altered or improper wiring or overload protection. This warranty applies only to the treatment plant and does not include any of the house wiring, plumbing, drainage, septic tank or disposal system. Bio-Microbics, Inc. reserves the right to revise, change or modify the construction and/or design of the FOG Hog® system, or any component part or parts thereof, without incurring any obligation to make such changes or modifications in present equipment. Bio-Microbics, Inc. is not responsible for consequential or incidental damages of any nature resulting from such things as, but not limited to, defect in design, material, or workmanship, or delays in delivery, replacements or repairs.

THIS WARRANTY IS IN LIEU OF ALL OTHER EXPRESSED WARRANTIES. ANY WARRANTY IMPLIED BY LAW, INCLUDING WARRANTIES OF MERCHANTABILITY OR FITNESS FOR A PARTICULAR PURPOSE, IS IN EFFECT ONLY FOR THE WARRANTY PERIOD SPECIFIED ABOVE. NO REPRESENTATIVE OR PERSON IS AUTHORIZED TO GIVE ANY OTHER WARRANTY OR TO ASSUME FOR BIO-MICROBICS, INC., ANY OTHER LIABILITY IN CONNECTION WITH THE SALE OF ITS PRODUCTS.

Contact your local distributor for parts and service.



Module System Serial Number: _____

System Designer Name: _____

Designer Phone: _____

Health Official Name: _____

Health Official Phone: _____

Manufacturer Name: Bio-Microbics, Inc.

Manufacturer Phone: 1-800-753-FAST (3278)

Installed By: _____

Installer Phone: _____

Maintenance Provider Name: _____

Maintenance Provider Phone: _____



8450 Cole Parkway • Shawnee, KS 66227 • USA
Ph: 913-422-0707 • Fax: 913-422-0808
800-753-FAST (3278) • www.biomicrobics.com