



MOTO™ W233 Renew

Getting Started Guide

accessories



more information

GOTO

accessories: www.motorola.ca
user's guide: www.motorola.ca/W233support

68000201929-A

congratulations!

Thanks for purchasing the environmentally responsible MOTO™ W233 Renew phone made from plastics that contain recycled water bottles.

- An energy efficient charger (EPA level 4) and best in class talk time (up to 9 hours) conserve energy by reducing battery charge time.
- The phone housing and battery cover are 100% recyclable and designed for easy recycling/refurbishment at the product end of life.
- This guide is printed on 100% recycled paper with vegetable-based inks. You can download the full *User's Guide* at www.motorola.ca/W233support
- As with other Motorola mobile devices, your phone does not use lead solder.

So, let's go. And **don't forget to recycle your old phone** in the Fido postage-paid envelope.

Motorola is a strong proponent and supporter of environmental sustainability and recycling programs. In partnership with our carriers, customers, retailers, and recyclers, we operate or participate in take back programs across the globe. For more information, please visit www.motorola.ca/recycling

your phone

2.5 mm headset jack

Mini USB headsets are not supported.

center key

Select a highlighted option, or open a menu when you see in the display.

left soft key

Performs the function shown on the display above the key.

send/answer key

Make & answer calls. Press from the home screen to see a list of recently dialed calls.

key

Press & hold to access voicemail.

Note: Your phone may be a little different from the images in this guide.



right soft key
Performs the function shown on the display above the key.

power/end key

Press & hold to turn the phone on/off. Press & release to end phone calls.

navigation key

Scroll through lists & menus.

key

Press & hold to toggle between vibrate & current ring style setting.

go green

reduce your carbon footprint

Your phone is the first mobile device ever to earn CarbonFree™ certification, which means your phone is **carbon neutral**.

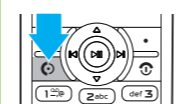


An alliance with Carbonfund.org allows us to offset the remaining carbon footprint through investments in renewable energy and reforestation.

Visit Carbonfund.org for more information about carbon offsets and to find out what your carbon footprint is.

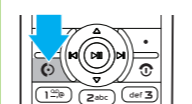
calls

it's good to talk



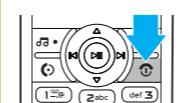
make calls

Enter a number and press .



answer calls

When your phone rings or vibrates, press .



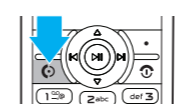
end calls

Press .

redial numbers

- From the home screen, press to see a list of recently dialed calls.
- Scroll to the entry you want to call and press .

emergency calls



To call an emergency number, enter the emergency number and press .

Your service provider programs one or more emergency phone numbers, such as 911 or 112, on your phone. Provided that the phone is switched on and in network coverage, you can make emergency calls using the programmed numbers, even when your phone is locked or the SIM card is not inserted (where allowed by the network operator).

Note: Check with your service provider, as emergency numbers vary by country. Your phone's pre-programmed emergency number(s) may not work in all locations, and sometimes an emergency call cannot be placed due to network, environmental, or interference issues. Do not solely rely on your wireless phone for essential communications, such as medical emergencies.

music

when you need music, all you need is your phone

To use the music player, insert a microSD memory card, which is an optional accessory.

Your phone can play songs in the iMelody, MIDI and MP3 file formats. Your phone cannot play WMA, AAC, AAC+, AAC++ files, or MP3 files with a bit rate higher than 320 kbps.

play music

From the home screen, press your phone's **left soft key** to access the music player.

music player controls	
view song list	Before music playback, press up or down.
play/pause	Press .
fast forward	Press & hold right.
next/previous song	Press right or left.
rewind	Press & hold left.

get music

Copy music to your phone's memory card.

- With a memory card inserted and your phone in the home screen, insert the USB cable in your phone and your PC.
- On your phone, press **Yes** to connect your phone as a storage device. Name the device "W233 Mobile" and click **Finish**.
- On your computer, open Microsoft™ Windows™ Media Player 11.
- On the **Sync** tab, select **More Options**. Under Device, select **W233 Mobile**.
- Select **Properties**, check the "Create folder hierarchy on device" box, and click **OK**.

Tip: To access music stored on your microSD memory card, press > **Media** > **Music Library** > **All Songs**, press > **Switch Storage Devices**.

Note: You can use your phone to find songs played on the radio, television, or other music source. For more information, see the *User's Guide* or visit www.motorola.ca/W233support.

menu map

Fido Shop

Media

- Pictures
- Music Library

Games

Call History

- Received Calls
- Dialed Calls
- Call Times

Internet

Messages

- Create
- Inbox
- Draft
- Outbox
- Quick Notes
- Voicemail
- Browser Msgs
- Info Services *
- Templates

Tools

- Calculator
- MyMenu
- Alarm Clock
- Stop Watch
- Dialing Services *
- Calendar

Contacts

- Personalize
- Ring Style
- Call Forward
- In Call Setup
- Phone Status
- Headset
- Network
- Security

This is the standard main menu layout. Your phone's menu may be a little different. * Network Dependent

let's go

- -
 -
 -
 -
 -
- removing battery
- Note: Your battery is intentionally tight fitting.

basics

here are a few essentials

- turn it on & off**
Press and hold for a few seconds to turn the phone on/off.

menu navigation

- From the home screen, press to open the Main Menu.
- Press up, down, left, or right to highlight a menu option.
- Press or **Select** (left soft key) to select the highlighted option.
- Press when you see in the display, to show menu options.

customize

add your personal touch

- create shortcuts**
Choose the features you want to access with a single keypress from the home screen — really useful stuff. Press > Settings > **Personalize** > **Home Screen** > **Home Keys** > **Up**, **Down**, **Left**, or **Right**

- show or hide shortcut icons**
Show or hide shortcut icons in the home screen. Press > Settings > **Personalize** > **Home Screen** > **Home Keys** > **Icons**

- set your screen saver and wallpaper**
Change the wallpaper and screen saver images to ones that make you smile. Press > Settings > **Personalize** > **Screen Saver** or **Wallpaper**

- set ringtone and volume**
There are times when you want to hear your ringtone in all its glory, and there are times when you don't. Press > Settings > **Ring Style**

- change color settings**
Choose a color setting (or skin) that sets the look and feel of your phone's display. Press > Settings > **Personalize** > **Color Setting**

- change clock view**
Show an analog clock or digital time readout in the home screen. Press > Settings > **Personalize** > **Home Screen** > **Clock Set**

contacts

meet someone new? save their number

- save contacts**
 - Enter the number on the home screen and press **Store**.
 - Enter the contact details.
 - Press **Done** when you're finished.

- call contacts**
 - Press > **Contacts**.
 - Scroll through the list to highlight the contact's number.
 - Press .

messages

sometimes it's better 2 text

- send messages**
 - Press > **Messages** > **Create** > **Create New Msg.**
 - Select the message type: **Text Message** or **Picture Message**, or select **Templates** to choose a prewritten quick note.
 - Enter your message, and/or insert a picture, animation, sound, quick note contact info, vCard, voice record, attachment, or template.
 - Press **Ok** and scroll to a contact.
 - Press **Add** and scroll to any other contact(s) you wish to add.
 - Press **Send** to send the message.

- read messages**
When you receive a message you will see **1 New message** on your screen. Press **Read** to open the message. You can reply to the message by pressing **Reply**.

shortcuts

a few shortcuts you'll find very useful

- voicemail**
Press and hold 1. If your voicemail number is pre-set, you will connect. If not, press 1 then **Store**. If you don't know the number, ask your service provider.
- call history**
Quickly see your call history by pressing > **Call History**. You can then choose to access your **Received Calls**, **Dialed Calls** or **Call Times**.
- lock/unlock keys**
Prevent accidental calls by pressing followed by X. Your screen will go black and your keys are locked.
- music player**
Press **Music** (left soft key) from the home screen.
- quick text**
To set quick text on your home screen, press > Settings > **Personalize** > **Home Screen** > **Home Keys** > **Up**, **Down**, **Left**, or **Right** > **Quick Txt**.

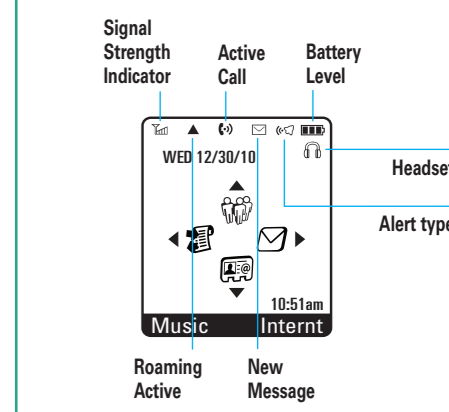
USB drag & drop

it's easier than you think

- Note:** Please download the USB charging driver onto your PC, at <http://www.motorola.com/support/W233>.
- With a memory card inserted and your phone in the home screen, insert the USB cable in your phone and your PC.
- Note:** You can use Microsoft™ Windows™ 2000 or Windows XP™. Other operating systems may not be compatible with your phone.
- Press **Yes** to connect your phone as a storage device.
- Use the **My Computer** window to find **Removable Device**.
- Drag and drop your music, photos and other stuff that you want to copy.
- Two folders are available, **Music** and **Pictures**. To help manage your music, you can also create more folders in the **Music** folder.
- When you're done, use the **Safely Remove Hardware** feature to finish.

display

Status indicators appear across the top of the home screen:



Note: Your phone's home screen may be a little different.

battery use & safety

IMPORTANT: HANDLE AND STORE BATTERIES PROPERLY TO AVOID INJURY OR DAMAGE. Most battery issues arise from improper handling of batteries, and particularly from the continued use of damaged batteries.

Don'ts

- **Don't disassemble, crush, puncture, shred, or otherwise attempt to change the form of your battery.**
- **Don't let the phone or battery come in contact with water.** Water can get into the phone's circuits, leading to corrosion. If the phone and/or battery get wet, have them checked by your carrier or contact Motorola, even if they appear to be working properly.
- **Don't allow the battery to touch metal objects.** If metal objects, such as jewelry, stay in prolonged contact with the battery contact points, the battery could become very hot.
- **Don't place your battery near a heat source.** Excessive heat can damage the phone or the battery. High temperatures can cause the battery to swell, leak, or malfunction. Therefore:
- **Do not** dry a wet or damp battery with an appliance or heat source, such as a hair dryer or microwave oven.
- **Avoid** leaving your phone in your car in high temperatures.

DS

- **Do avoid dropping the battery or phone.** Dropping these items, especially on a hard surface, can potentially cause damage.
- **Do contact your service provider or Motorola if your phone or battery has been damaged from dropping or high temperatures.**

IMPORTANT: USE MOTOROLA ORIGINAL PRODUCTS FOR QUALITY ASSURANCE AND SAFEGUARDS. To aid consumers in identifying authentic Motorola batteries from non-original or counterfeit batteries (that may not have adequate safety protection), Motorola provides holograms on its batteries. Consumers should confirm that any battery they purchase has a "Motorola Original" hologram.

Motorola recommends you always use Motorola-branded batteries and chargers.

- Motorola mobile devices are designed to work with Motorola batteries. If you see a message on your display such as **Invalid Battery or Unable to Charge**, take the following steps:
- Remove the battery and inspect it to confirm that it has a "Motorola Original" hologram;
 - If there is no hologram, the battery is not a Motorola battery;
 - If there is a hologram, replace the battery and retry charging it;
 - If the message remains, contact a Motorola Authorized Service Center.

Important: Motorola's warranty does not cover damage to the phone caused by non-Motorola batteries and/or chargers.

Warning: Use of a non-Motorola battery or charger may present a risk of fire, explosion, leakage, or other hazard.

PROPER AND SAFE BATTERY DISPOSAL AND RECYCLING

Proper battery disposal is not only important for safety, it benefits the environment. Consumers may recycle their used batteries in many retail or service provider locations. Additional information on proper disposal and recycling may be found on the Web:

- www.motorola.com/recycling
- www.rbc.org/cal2recycle/ (in English only)

Disposal: Promptly dispose of used batteries in accordance with local regulations. Contact your local recycling center or national recycling organizations for more information on how to dispose of batteries.

Warning: Never dispose of batteries in a fire because they may explode.

service & repairs

If you have questions or need assistance, we're here to help.

Go to www.motorola.com/support, where you can select from a number of customer care options. You can also contact the Motorola Customer Support Center at 1-800-331-6456 (United States), 1-888-390-6456 (TTY/TDD United States for hearing impaired), or 1-800-461-4575 (Canada).

Specific Absorption Rate

Your model wireless phone meets the governmental requirements for exposure to radio waves.

Your mobile device is a radio transmitter and receiver. It is designed and manufactured to not exceed limits for exposure to radio frequency (RF) energy set by the Federal Communications Commission (FCC) of the U.S. Government and by the Canadian regulatory authorities. These limits are part of comprehensive guidelines and establish permitted levels of RF energy for the general population. The guidelines are based on standards that were developed by independent scientific organizations through periodic and thorough evaluation of scientific studies. The standards include a substantial safety margin designed for the safety of all persons, regardless of age or health, and to account for any variations in measurements.

The exposure standard for mobile devices employs a unit of measurement known as the Specific Absorption Rate (SAR). The SAR limit set by the FCC and by the Canadian regulatory authorities is 1.6 watts per kilogram (W/kg), averaged over one gram of tissue. Tests for SAR are conducted using procedures accepted by the FCC and by Industry Canada with the mobile device transmitting at its highest certified power level in all tested frequencies. Although the SAR is determined at the highest certified power level, the actual SAR level of the mobile device while operating can be below the maximum value. This is because the mobile device is designed to operate at multiple power levels so as to use only the power required to reach the network. In general, the closer you are to a wireless base station, the lower the power output.

Before a mobile device is available for sale to the public in the U.S. and Canada, it must be tested and certified to the FCC and Industry Canada that it does not exceed the limit established by each government for safe exposure. The tests are performed in positions and locations (e.g., at the ear and worn on the body) submitted to the FCC and available for review by Industry Canada. The highest SAR value for this mobile device when tested for use at the ear is 1.26 W/kg, and when worn on the body, as described in this guide, is 1.58 W/kg. The SAR value for this mobile device in its data transmission mode (body-worn use) is 0.70 W/kg. Body-worn measurements can differ, depending upon available accessories and regulatory requirements. The SAR information includes the Motorola testing protocol, assessment procedure, and measurement uncertainty range for this product.

While there may be differences between the SAR levels of various mobile devices and at various positions, they meet the governmental requirements for safe exposure. Please note that improvements to this product model could cause differences in the SAR value for later products; in all cases, products are designed to be within the guidelines.

Additional information on SAR can be found on the Cellular Telecommunications & Internet Association (CTIA) Web site: <http://www.phonefacts.net> or the Canadian Wireless Telecommunications Association (CWTIA) Web site: <http://www.cwta.ca>

Important: Motorola's warranty does not cover damage to the phone caused by non-Motorola batteries and/or chargers.

Warning: Use of a non-Motorola battery or charger may present a risk of fire, explosion, leakage, or other hazard.

Warning: Use of a non-Motorola battery or charger may present a risk of fire, explosion, leakage, or other hazard.

Warning: Use of a non-Motorola battery or charger may present a risk of fire, explosion, leakage, or other hazard.

Warning: Use of a non-Motorola battery or charger may present a risk of fire, explosion, leakage, or other hazard.

Warning: Use of a non-Motorola battery or charger may present a risk of fire, explosion, leakage, or other hazard.

Warning: Use of a non-Motorola battery or charger may present a risk of fire, explosion, leakage, or other hazard.

Warning: Use of a non-Motorola battery or charger may present a risk of fire, explosion, leakage, or other hazard.

Warning: Use of a non-Motorola battery or charger may present a risk of fire, explosion, leakage, or other hazard.

Warning: Use of a non-Motorola battery or charger may present a risk of fire, explosion, leakage, or other hazard.

Warning: Use of a non-Motorola battery or charger may present a risk of fire, explosion, leakage, or other hazard.

Warning: Use of a non-Motorola battery or charger may present a risk of fire, explosion, leakage, or other hazard.

Warning: Use of a non-Motorola battery or charger may present a risk of fire, explosion, leakage, or other hazard.

Warning: Use of a non-Motorola battery or charger may present a risk of fire, explosion, leakage, or other hazard.

Warning: Use of a non-Motorola battery or charger may present a risk of fire, explosion, leakage, or other hazard.

Warning: Use of a non-Motorola battery or charger may present a risk of fire, explosion, leakage, or other hazard.

Warning: Use of a non-Motorola battery or charger may present a risk of fire, explosion, leakage, or other hazard.

Warning: Use of a non-Motorola battery or charger may present a risk of fire, explosion, leakage, or other hazard.

Warning: Use of a non-Motorola battery or charger may present a risk of fire, explosion, leakage, or other hazard.

Warning: Use of a non-Motorola battery or charger may present a risk of fire, explosion, leakage, or other hazard.

Safety & General Information

This section contains important information on the safe and efficient operation of your mobile device. Read this information before using your mobile device.

Exposure to Radio Frequency (RF) Energy

Your mobile device contains a transmitter and receiver. When it is ON, it receives and transmits RF energy. When you communicate with your mobile device, the system handling your call controls the power level at which your mobile device transmits.

Your mobile device is designed to comply with local regulatory requirements in your country concerning exposure of human beings to RF energy.

Operational Precautions

For optimal mobile device performance, and to be sure that human exposure to RF energy does not exceed the guidelines set forth in the relevant standards, always follow these instructions and precautions.

Product Operation

When placing or receiving a phone call, hold your mobile device just like you would a landline phone.

If you wear the mobile device on your body, always place the mobile device in a Motorola-supplied or approved clip, holder, holster, case, or body harness. If you do not use a body-worn accessory supplied or approved by Motorola, keep the mobile device at least 2.5 centimeters (1 inch) from your body when transmitting.

Using accessories not supplied or approved by Motorola may cause your mobile device to exceed RF energy exposure guidelines. For a list of Motorola-supplied or approved accessories, visit our Web site at: www.motorola.com

RF Energy Interference/Compatibility

Nearly every electronic device is subject to RF energy interference from external sources if inadequately shielded, designed, or otherwise configured for RF energy compatibility. In some circumstances your mobile device may cause interference with other devices.

Follow Instructions to Avoid Interference Problems

Turn off your mobile device in any location where posted notices instruct you to do so.

In an aircraft, turn off your mobile device whenever instructed to do so by airline staff. If your mobile device offers an airplane mode or similar feature, consult airline staff about using it in flight.

Implantable Medical Devices

If you have an implantable medical device, such as a pacemaker or defibrillator, consult your physician before using this mobile device.

Persons with implantable medical devices should observe the following precautions:

- ALWAYS keep the mobile device more than 20 centimeters (8 inches) from the implantable medical device when the mobile device is turned ON.
- Do NOT carry the mobile device in the breast pocket.
- Use the ear opposite the implantable medical device to minimize the potential for interference.
- Turn OFF the mobile device immediately if you have any reason to suspect that interference is taking place.

Read and follow the directions from the manufacturer of your implantable medical device. If you have any questions about using your mobile device with your implantable medical device, consult your healthcare provider.

Driving Precautions

The use of wireless phones while driving may cause distraction. Discontinue a call if you can't concentrate on driving.

Additionally, the use of wireless devices and their accessories may be prohibited or restricted in certain areas. Always obey the laws and regulations on the use of these products.

Responsible driving practices can be found in the "Smart Practices While Driving" section.

Operational Warnings

Obey all posted signs when using mobile devices in public areas.







Potentially Explosive Atmospheres

Areas with potentially explosive atmospheres are often, but not always, posted and can include fueling areas, such as below decks on boats, fuel or chemical transfer or storage facilities, or areas where the air contains chemicals or particles, such as grain dust, or metal powders.

When you are in such an area, turn off your mobile device, and do not remove, install, or charge batteries. In such areas, sparks can occur and cause an explosion or fire.

Symbol Key

Your battery, charger, or mobile device may contain symbols, defined as follows:

Symbol	Definition
	Important safety information follows.
	Do not dispose of your battery or mobile device in a fire.
	Your battery or mobile device may require recycling in accordance with local laws. Contact your local regulatory authorities for more information.
	Do not throw your battery or mobile device in the trash.
	Do not let your battery, charger, or mobile device get wet.
	Listening at full volume to music or voice through a headset may damage your hearing.

Batteries & Chargers

Caution: Improper treatment or use of batteries may present a danger of fire, explosion, leakage, or other hazard. For more information, see the "battery use & safety" section.

Keep Your Mobile Device & Its Accessories Away From Small Children

These products are not toys and may be hazardous to small children. For example:

- A choking hazard may exist for small, detachable parts.
- Improper use could result in loud sounds, possibly causing hearing injury.
- Improperly handled batteries could overheat and cause a burn.

Glass Parts

Some parts of your mobile device may be made of glass. This glass could break if the product is dropped on a hard surface or receives a substantial impact. If glass breaks, do not touch or attempt to remove. Stop using your mobile device until the glass is replaced by a qualified service center.

Seizures/Blackouts

Some people may be susceptible to epileptic seizures or blackouts when exposed to flashing lights, such as when playing video games. These may occur even if a person has never had a previous seizure or blackout.

If you have experienced seizures or blackouts, or if you have a family history of such occurrences, please consult with your physician before playing video games or enabling a flashing-lights feature (if available) on your mobile device.

Discontinue use and consult a physician if any of the following symptoms occur: convulsion, eye or muscle twitching, loss of awareness, involuntary movements, or disorientation. It is always a good idea to hold the screen away from your eyes, leave the lights on in the room, take a 15-minute break every hour, and stop use if you are tired.

Caution About High Volume Usage

Warning: Exposure to loud noise from any source for extended periods of time may affect your hearing. The louder the volume sound level, the less time is required before your hearing could be affected. To protect your hearing:

- Limit the amount of time you use headsets or headphones at high volume.
- Avoid turning up the volume to block out noisy surroundings.
- Turn the volume down if you can't hear people speaking near you.

If you experience hearing discomfort, including the sensation of pressure or fullness in your ears, ringing in your ears, or muffled speech, you should stop listening to the device through your headset or headphones and have your hearing checked.

For more information about hearing, see our Web site at direct.motorola.com/hellomoto/nss/AcousticSafety.asp (in English only).

Repetitive Motion

When you repetitively perform actions such as pressing keys or entering finger-written characters, you may experience occasional discomfort in your hands, arms, shoulders, neck, or other parts of your body. If you continue to have discomfort during or after such use, stop use and see a physician.

[Jan0109]

Industry Canada Notice to Users

Operation is subject to the following two conditions: (1) This device may not cause interference and (2) This device must accept any interference, including interference that may cause undesired operation of the device. See RSS-GEN 7.1.5.

FCC Notice to Users

The following statement applies to all products that have received FCC approval.

Applicable products bear the FCC logo, and/or an FCC ID in the format FCC-ID-xxxxxx on the product label.

Motorola has not approved any changes or modifications to this device by the user. Any changes or modifications could void the user's authority to operate the equipment. See 47 CFR Sec. 15.21.

This device complies with part 15 of the FCC Rules. Operation is subject to the following two conditions: (1) This device may not cause harmful interference, and (2) this device must accept any interference received, including interference that may cause undesired operation. See 47 CFR Sec. 15.19(f).

This equipment has been tested and found to comply with the limits for a Class B digital device, pursuant to part 15 of the FCC Rules. These limits are designed to provide reasonable protection against harmful interference in a residential installation. This equipment generates, uses and can radiate radio frequency energy and, if not installed and used in accordance with the instructions, may cause harmful interference to radio communications. However, there is no guarantee that interference will not occur in a particular installation. If this equipment does cause harmful interference to radio or television reception, which can be determined by turning the equipment off and on, the user is encouraged to try to correct the interference by one or more of the following measures:

- Reorient or relocate the receiving antenna.
- Increase the separation between the equipment and the receiver.
- Connect the equipment to an outlet on a circuit different from that to which the receiver is connected.
- Consult the dealer or an experienced radio/TV technician for help.

Exclusions (Products and Accessories)

Normal Wear and Tear. Periodic maintenance, repair and replacement of parts due to normal wear and tear are excluded from coverage.

Batteries. Only batteries whose fully charged capacity falls below 80% of their rated capacity and batteries that leak are covered by this limited warranty.

Abuse & Misuse. Defects or damage that result from: (a) improper operation, storage, misuse or abuse, accident or neglect, such as physical damage (cracks, scratches, etc.) to the surface of the product resulting from misuse; (b) contact with liquid, water, rain, extreme humidity or heavy perspiration, sand, dirt or the like, extreme heat, or food; (c) use of the Products or Accessories for commercial purposes or subjecting the Product or Accessory to abnormal usage or conditions; or (d) other acts which are not the fault of Motorola, are excluded from coverage.

Use of Non-Motorola Products and Accessories. Defects or damage that result from the use of non-Motorola branded or certified Products, Accessories, Software or other peripheral equipment are excluded from coverage.

Unauthorized Service or Modification. Defects or damages resulting from service, testing, adjustment, installation, maintenance, alteration, or modification in any way by someone other than Motorola, or its authorized service centers, are excluded from coverage.

Altered Products. Products or Accessories with (a) serial numbers or date tags that have been removed, altered or obliterated; (b) broken seals or that show evidence of tampering; (c) mismatched board serial numbers; or (d) nonconforming or non-Motorola housings, or parts, are excluded from coverage.

Communication Services. Defects, damages, or the failure of Products, Accessories or Software due to any communication service or signal you may subscribe to or use with the Products Accessories or Software is excluded from coverage.

Software

Products Covered

Length of Coverage

Software. Applies only to physical defects in the media that embodies the copy of the software (e.g. CD-ROM, floppy disk).

Ninety (90) days from the date of purchase.

the ground

Don't drop your phone.

Don't drop your phone.

Don't drop your phone.

Don't drop your phone.

Don't drop your phone.

Don't drop your phone.

Don't drop your phone.

Don't drop your phone.

Don't drop your phone.

Don't drop your phone.

Don't drop your phone.

Products and Accessories

Products Covered

Length of Coverage

Products and Accessories as defined above, unless otherwise provided for below.

Decorative Accessories and Cases. Decorative covers, bezels, "PhoneWrap™" covers and cases.

Monaural Headsets. Ear buds and boom headsets that transmit mono sound through a wired connection.

Consumer and Professional Two-Way Radio Accessories.

Products and Accessories that are Repaired or Replaced.

One (1) year from the date of purchase by the first consumer purchaser of the product unless otherwise provided for below.

Limited lifetime warranty for the lifetime of ownership by the first consumer purchaser of the product.

Limited lifetime warranty for the lifetime of ownership by the first consumer purchaser of the product.

Ninety (90) days from the date of purchase by the first consumer purchaser of the product.

The balance of the original warranty or for ninety (90) days from the date returned to the consumer, whichever is longer.

The balance of the original warranty or for ninety (90) days from the date returned to the consumer, whichever is longer.

The balance of the original warranty or for ninety (90) days from the date returned to the consumer, whichever is longer.

The balance of the original warranty or for ninety (90) days from the date returned to the consumer, whichever is longer.

The balance of the original warranty or for ninety (90) days from the date returned to the consumer, whichever is longer.

The balance of the original warranty or for ninety (90) days from the date returned to the consumer, whichever is longer.

The balance of the original warranty or for ninety (90) days from the date returned to the consumer, whichever is longer.

The balance of the original warranty or for ninety (90) days from the date returned to the consumer, whichever is longer.

The balance of the original warranty or for ninety (90) days from the date returned to the consumer, whichever is longer.

The balance of the original warranty or for ninety (90) days from the date returned to the consumer, whichever is longer.

The balance of the original warranty or for ninety (90) days from the date returned to the consumer, whichever is longer.

The balance of the original warranty or for ninety (90) days from the date returned to the consumer, whichever is longer.

The balance of the original warranty or for ninety (90) days from the date returned to the consumer, whichever is longer.

The balance of the original warranty or for ninety (90) days from the date returned to the consumer, whichever is longer.

The balance of the original warranty or for ninety (90) days from the date returned to the consumer, whichever is longer.

The balance of the original warranty or for ninety (90) days from the date returned to the consumer, whichever is longer.

The balance of the original warranty or for ninety (90) days from the date returned to the consumer, whichever is longer.

The balance of the original warranty or for ninety (90) days from the date returned to the consumer, whichever is longer.

The balance of the original warranty or for ninety (90) days from the date returned to the consumer, whichever is longer.

The balance of the original warranty or for ninety (90) days from the date returned to the consumer, whichever is longer.

The balance of the original warranty or for ninety (90) days from the date returned to the consumer, whichever is longer.

The balance of the original warranty or for ninety (90) days from the date returned to the consumer, whichever is longer.

The balance of the original warranty or for ninety (90) days from the date returned to the consumer, whichever is longer.

The balance of the original warranty or for ninety (90) days from the date returned to the consumer, whichever is longer.

How to Obtain Warranty Service or Other Information

USA

Phones: 1-800-331-6456
Pagers: 1-800-548-9954
Two-Way Radios and Messaging Devices: 1-800-353-2729

Canada

All Products: 1-800-461-4575
TTY 1-888-390-6456

For **Accessories and Software**, please call the telephone number designated above for the product with which they are used.

You will receive instructions on how to ship the Products, Accessories or Software, at your expense, to a Motorola Authorized Repair Center. To obtain service, you must include: (a) a copy of your receipt, bill of sale or other comparable proof of purchase; (b) a written description of the problem; (c) the name of your service provider, if applicable; (d) the name and location of the installation facility (if applicable) and, most importantly, (e) your address and telephone number.

What Other Limitations are There?

ANY IMPLIED WARRANTIES, INCLUDING WITHOUT LIMITATION THE IMPLIED WARRANTIES OF MERCHANTABILITY AND FITNESS FOR A PARTICULAR PURPOSE, SHALL BE LIMITED TO THE DURATION OF THIS LIMITED WARRANTY, OTHERWISE THE REPAIR, REPLACEMENT, OR REFUND AS PROVIDED UNDER THIS EXPRESS LIMITED WARRANTY IS THE EXCLUSIVE REMEDY OF THE CONSUMER, AND IS PROVIDED IN LIEU OF ALL OTHER WARRANTIES, EXPRESS OR IMPLIED. IN NO EVENT SHALL MOTOROLA BE LIABLE, WHETHER IN CONTRACT OR TORT (INCLUDING NEGLIGENCE FOR DAMAGES IN EXCESS OF THE PURCHASE PRICE OF THE PRODUCT, ACCESSORY OR SOFTWARE, OR FOR ANY INDIRECT, INCIDENTAL, SPECIAL OR CONSEQUENTIAL DAMAGES OF ANY KIND, OR LOSS OF REVENUE OR PROFITS, LOSS OF BUSINESS, LOSS OF INFORMATION OR DATA, SOFTWARE OR APPLICATIONS OR OTHER FINANCIAL LOSS ARISING OUT OF OR IN CONNECTION WITH THE ABILITY OR INABILITY TO USE THE PRODUCTS, ACCESSORIES OR SOFTWARE TO THE FULL EXTENT THESE DAMAGES MAY BE DISCLAIMED BY LAW.

Some states and jurisdictions do not allow the limitation or exclusion of incidental or consequential damages, or limitation on the length of an implied warranty, so the above limitations or exclusions may not apply to you. This warranty gives you specific legal rights, and you may also have other rights that vary from state to state or from one jurisdiction to another.

Laws in the United States and other countries preserve for Motorola certain exclusive rights for copyrighted Motorola software such as the exclusive rights to reproduce and distribute copies of the Motorola software. Motorola software may only be copied into, used in, and redistributed with, the Products associated with such Motorola software. No other use, including without limitation disassembly of such Motorola software or exercise of the exclusive rights reserved for Motorola, is permitted.

Hearing Aid Compatibility with Mobile Phones

</