



MOTOROLA MILESTONE™


3-Way Calls/Conference Calls


Here's how to make them!

- 1 While you're on a call, touch **Add Call**.
- 2 Touch .

Note: You may hear a dial tone depending on your service provider.



- 3 Dial the number for your 3rd party or select a contact and touch .
- 4 After the call connects, touch **Merge** to join the calls.

Tip: You can also just touch  to join the calls.

If the original caller hangs up, the whole call ends.

MOTOROLA and the Stylized M Logo are registered in the US Patent & Trademark Office. Used under license. All other product or service names are the property of their respective owners. © 2010 Motorola, Inc. All rights reserved.

