

Parts Manual



Alpha III™



Above Serial Number RL07106SGN



equipment for the solid waste industry



FOREWARD

Leach rear load refuse bodies are the industry standard for both quality and performance. Labrie Environmental Group is justifiably proud of the quality engineering, material and workmanship that goes into each and every packer we produce. This commitment to quality extends to the best parts, service and distributor organization in the industry.

One area of great importance to us at Labrie Environmental Group is your safety. This unit was built in accordance with the American National Standards Institute (ANSI) standard for Mobile Refuse Collection and Compaction Equipment - Safety Requirements, ANSI Z245.1 - 1999. Before operating this unit please read and understand the safety precautions found in Section 1 of the Service and Operators manual. They are important and are provided to assist you in the safe operation of the unit.

This manual was produced with the intention of providing clear, concise instructions for the proper operation of your refuse packer. It was produced with the latest information available at the time of publication. We do, however, reserve the right to redesign and/or discontinue the manufacture of parts, components or assemblies at any time. Labrie Environmental Group has an aggressive manual and product improvement program. In any conversation or correspondence dealing with information provided in any Labrie Environmental Group manual please refer to the part number of that manual.

The manuals provided with the unit are considered a permanent part of the unit and should be included in the event of a re-sale. Additional manuals are available from your local authorized Labrie Environmental Group distributor. These manuals should be kept readily available for easy reference. We ask that if you have comments or suggestions concerning this manual please contact us at (800) 231-2771. We are here to be of service to you, our valued customers.



TABLE OF CONTENTS

FORWARD	1
TABLE OF CONTENTS	3
TORQUE VALUES CHART	4

SECTION 1 Tailgate

Decals.....	5
Tailgate Weldment - Standard - 706924.....	8
Tailgate Weldment - Commercial - 709296.....	10
Tailgate Assembly - 708195.....	12
Tailgate Lighting.....	14
Tailgate Wiring.....	16
Light Guards and Container Stop Bar.....	17
Top Sheets.....	18
Tailgate Props - Standard - 708197.....	19
Rear Controls.....	20
Broom and Shovel Holder.....	22
Carrier and Packer Installation.....	24
Carrier Panel.....	26
Packer Panel.....	28

SECTION 2 Body

Mud Guard Assembly, In Front of Rear Axle.....	30
Mud Guard Assembly, Behind Rear Axle.....	31
Body Weldment.....	32
Body Electrical - Units With Harness In Chassis Frame Rails.....	34

SECTION 3 Pushout Panel

Pushout Panel and Cylinder Mounting.....	36
Side Door - 710601.....	38
Body Fenders - 708523.....	39

SECTION 4 Hydraulics

Tank Assembly - Standard - 708964.....	40
Front Body Tubing - Tank Side.....	42
Front Tubing - Valve Side.....	44
Top Body and Tailgate Lift Tubing, 14,16 and 18 Yard.....	46
Top Body and Tailgate Lift Tubing, 20 and 25 Yard.....	48
Top Body and Tailgate Lift Tubing, 29 and 32 Yard.....	50
Carrier Cylinder Hydraulics.....	52
Packer Cylinder Hydraulics.....	54

SECTION 5 Valves

Front Control Valve (FCV) Installation.....	56
Front Control Valve (FCV).....	58
Main Control Valve (MCV) Installation.....	60
Main Control Valve (MCV).....	62
Tipper Diverter Valve, Single and Dual.....	64
Container Lift Cylinder Flow Valve - 306073.....	65

SECTION 6 Pumps

Remote Pump Installation - 706985, Clockwise Rotation.....	66
Remote Pump Installation - 709338, Counter Clockwise Rotation.....	68
Remote Pump Installation - 707821, P-75, Counter Clockwise Rotation.....	70
Married PTO Pump Mounting - 705271(P-50 With Rear Ports).....	72
Married PTO Pump Mounting - 709722 (P-350 With Side Ports).....	74
Front Pump Installation - 705315 (P-75).....	76
Front Pump Installation - 704458 (P-75, Mack).....	78
Front Pump Installation - 707036 (Muncie Quiet Pak).....	80
Front Pump Dry Valve Installation - 708944.....	82
Front Pump Fixed Flow Valve (Waterman) Installation.....	83

SECTION 7 Cylinders

Carrier Cylinder - 713764.....	84
Packer Cylinder - 713757.....	86
Telescopic Pushout Cylinder.....	88
Tailgate Lift Cylinder -	90
Container Dumping Cylinder (HCA)	91
Container Lifting Device Cylinder	92

SECTION 8 Mounting

Electrical Components.....	93
Mounting Hardware.....	94
Speed Up (Chassis With Electronic Engines).....	97

SECTION 9 Container Handling/Options






Latch and Guide Ear Assembly - 704329, Standard.....	98
Latch and Guide Ear Assembly - 707878, With Dual Tip-pers.....	99
Latch and Guide Ear Assembly - 707879, With Center Mount Tipper.....	100
Latch and Guide Ear Assembly - 707880, With Right Hand Mount Tipper.....	101
Hydraulic Container Attachment (HCA), Standard and With Tippers.....	102
12,000 Winch Installation.....	104
12,000 LB Winch - 708414 -	106
Container Lift Cylinder Installation - 709552.....	108
Container Lift Cylinder Hydraulics.....	110
Tipper Hydraulics - 707149, Single Tipper.....	112
Tipper Hydraulics - 710874, Dual Tippers.....	114

SECTION 10 Service Tools

Service Tools.....	116
--------------------	-----

NOTES	118
--------------------	-----


CAPSCREW MARKING AND TORQUE VALUES

Usage	Much Used	Used at Times	Used at Times
Capscrew Diameter & Minimum Tensile Strength PSI	To 3/4 - 120,000 To 1 - 115,000	To 5/8 - 140,000 To 3/4 - 133,000	150,000
Quality of Material	Min. Commercial	Med. Commercial	Best Commercial
SAE Grade Number	5	6 or 7	8
CAPSCREW HEAD MARKINGS Manufacturer's marks may vary. These are all SAE Grade 5 (3-line.) 		 	
Capscrew Body Size (Inches) - (Thread)	Torque Ft-Lb (kg m)	Torque Ft-Lb (kg m)	Torque Ft-Lb (kg m)
1/4 - 20	8 (1.11)	10 (1.38)	12 (1.66)
- 28	10 (1.38)		14 (1.94)
5/16 - 18	17 (2.35)	19 (2.63)	24 (3.32)
- 24	19 (2.63)		27 (3.73)
3/8 - 16	31 (4.29)	34 (4.70)	44 (6.09)
- 24	35 (4.84)		49 (6.78)
7/16 - 14	49 (6.78)	55 (7.61)	70 (9.68)
- 20	55 (7.61)		78 (10.79)
1/2 - 13	75 (10.37)	85 (11.76)	105 (14.52)
- 20	85 (11.76)		120 (16.60)
5/8 - 12	110 (15.21)	120 (16.60)	155 (21.44)
- 18	120 (16.60)		170 (23.51)
3/4 - 11	150 (20.75)	167 (23.10)	210 (29.04)
- 18	170 (23.51)		240 (33.19)
7/8 - 10	270 (37.34)	280 (38.72)	375 (51.86)
- 16	295 (40.80)		420 (58.09)
1 - 9	395 (54.63)	440 (60.85)	605 (83.67)
- 14	435 (60.16)		675 (93.35)
1 - 8	590 (81.60)	660 (91.28)	910 (125.85)
- 14	660 (91.28)		990 (136.92)

NOTES:

1. Always use the torque values listed above when specific torque values are not available.
2. The above is based on use of clean, dry threads.
3. Reduce torque by 10% when engine oil is used as a lubricant.
4. Reduce torque by 20% if new plated capscrews are used.
5. General Formula for calculating Torques is as follows: Torque in Inch Lbs. = .2 x Nominal Diameter of Screw x Loads in Lbs., where Load = 80% of Yield Strength, expressed in Lbs., not pounds per square inch.


DECALS - 709111



1*

PACKER
PACKER
PACKER

8



16*

ENGINE
SPEED-UP

2

HYDRAULIC
FLUID ONLY

9

This unit conforms to all American National Standards Institute safety requirements Z 245.1 in effect on the date of manufacture.

LEACH

3

DRIVER SIGNAL

10

FILTER ELEMENT CHANGE

To ensure oil cleanliness and longer machine life, change the element at intervals of 20hrs, 50hrs, and at 250hr intervals thereafter.

17

NO STEP

4*

BEACON LIGHT
ON OFF

11

HYD. PUSH BAR
HYD. PUSH BAR
HYD. PUSH BAR

5*



12



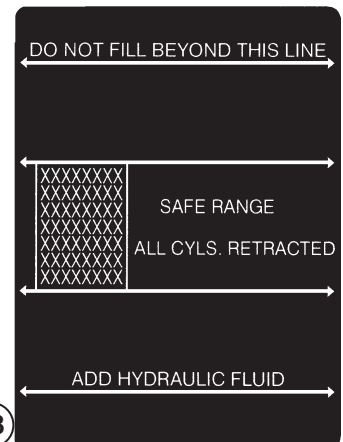
6

CARRIER
CARRIER
CARRIER

13

EJECTION
EJECTION
EJECTION

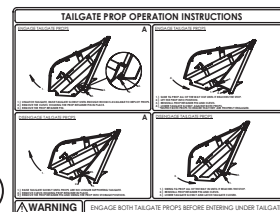
14



18

12,000 LB. CAPACITY

7*



15

PTO

19

* For placement and application of these decals refer to the Container Manual or 2R-III Service Manual

DECALS - 709111



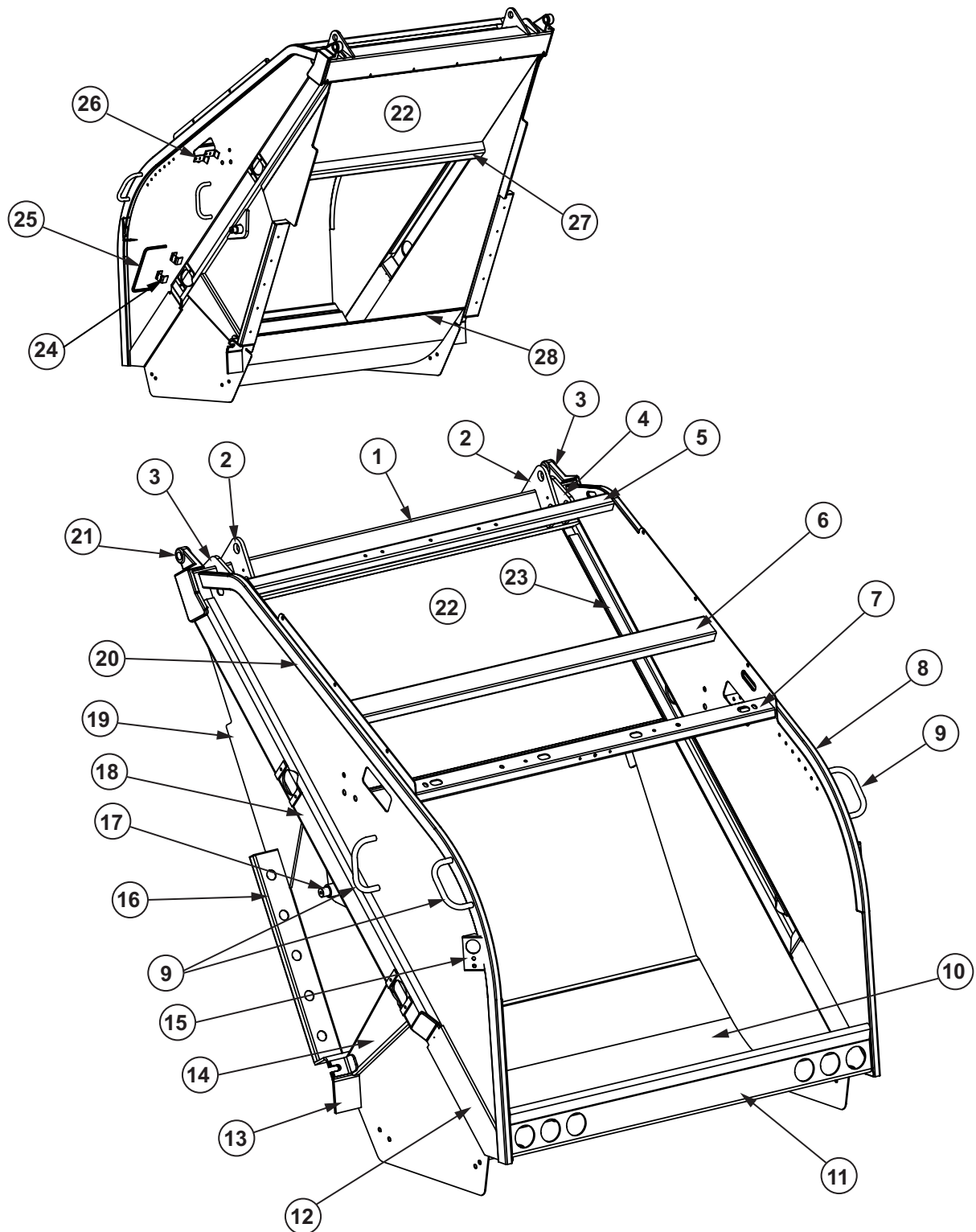
6

DECALS - 709111

REF. NO.	PART NO.	DESCRIPTION	QTY.
1	606244	TIPPER, RH	1
	606245	TIPPER, LH	1
2	100895	ENGINE SPEED UP	1
3	104154	ANSI CONFORMITY	1
4	41637	NO STEP	1
5	108073	HYDRAULIC PUSH BAR	1
6	41894	WARNING, PTO	2
7	18674	12,000 LB. CAPACITY	1
8	108139	PACKER	1
9	40642	HYDRAULIC FLUID ONLY	1
10	100894	DRIVER SIGNAL	2
11	100351	BEACON LIGHT	1
12	106544	FLAG	1
13	108140	CARRIER	1
14	108141	EJECTION	1
15	709075	TAOLGATE PROP INSTRUCTIONS	1
16	209974	OPERATION INSTRUCTIONS, Container Dump	1
17	100890	FILTER ELEMENT CHANGE	1
18	40643	FLUID LEVEL	1
19	108144	PTO	1
20	210026	WARNING, Stand Up Operation	1
21	306327	WARNING, Latch Arms	2
22	38976	DANGER, Packer Panel	3
23	306020	OPERATION INSTRUCTIONS, Packing	1
24	306298	WARNING, Truck Clearance	1
25	210021	WARNING, Access Door	1
26	38979	DANGER, Stand Clear	4
27	306166	OPERATION INSTRUCTIONS, Unloading	1
28	210025	WARNING, Container Transport	1
29	101767	CAUTION, Pump Damage	1
30	306299	DANGER, Container	AR
31	306293	WARNING, Do Not Tow	1
32	36937	WARNING, Riding	1
33	210027	WARNING, Operator or Service	1
34	36938	WARNING, Riding Step	2
35	32711	WARNING, Do Not Enter	2
36	108072	WINCH	1
37	108163	WARNING, Tailgate Open	1
38	108142	TAILGATE	1
39	100350	WORK LIGHT	1
40	35954	LINE PULL	1
41	109059-01	SOLENOID	1
42	102960	PTO On/Off	1
43	105469	STROBE LIGHT	1
	709111	KIT, Decal Replacement	1
	602475	TAPE, Reflective, White, 2"	4 Ft.
	603266	TAPE, Reflective, Red/White, 2"	55 Ft.

SECTION 1

TAILGATE WELDMENT - STANDARD - 706924

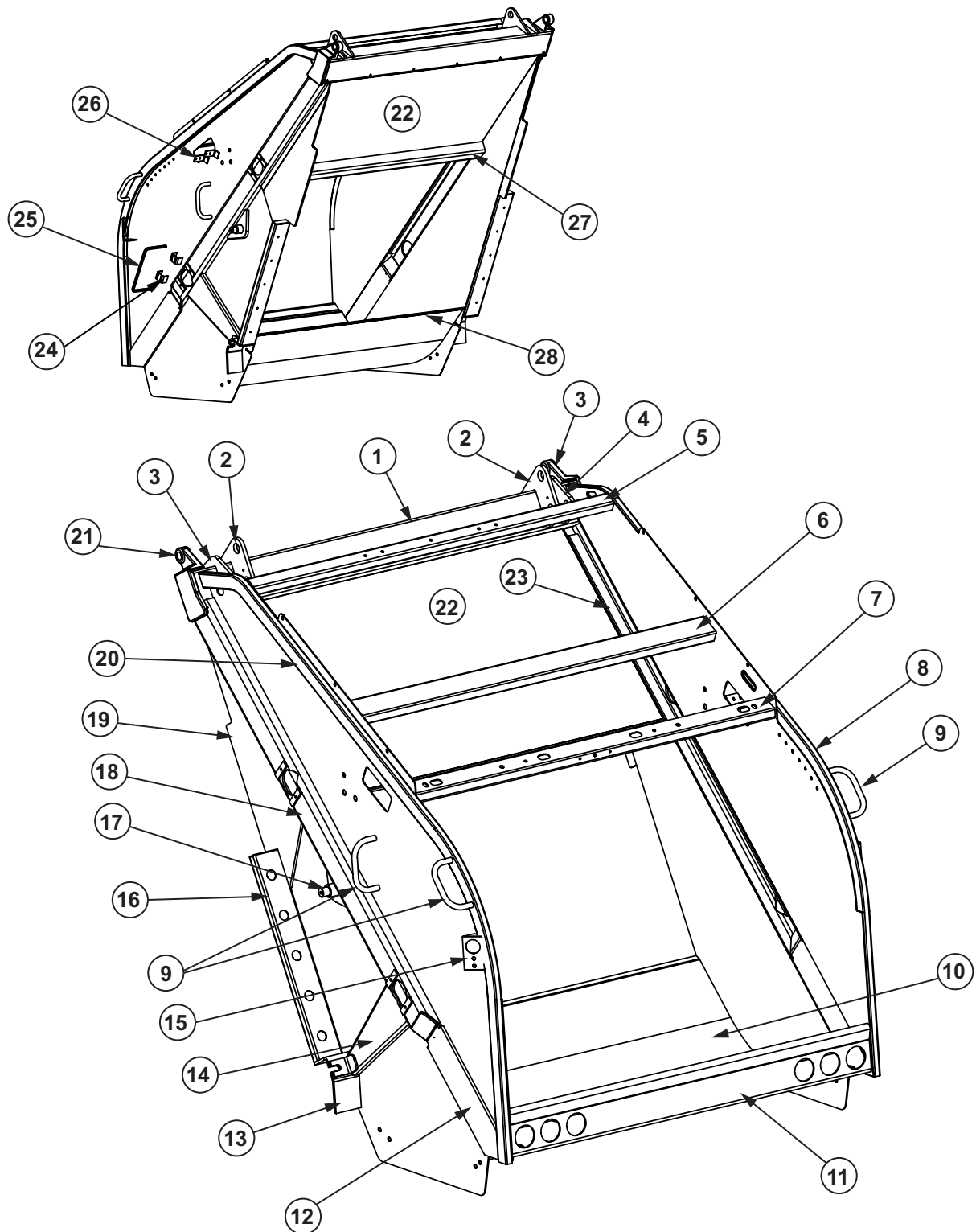


TAILGATE WELDMENT - STANDARD - 706924

REF. NO.	PART NO.	DESCRIPTION	QTY.
1	406649	WELDMENT, Hinge Tube (Includes Items 2 and 4)	1
2	301911	EAR	2
3	707756	HINGE, RH	1
4	300176	EAR	2
5	701600	CHANNEL	1
6	701601	CHANNEL	1
7	701602	CHANNEL, Light Bar Support	1
8	701364	FISH HOOK, RH	1
9	15251	HANDLE, Grab	4
10	702898	BOTTOM, Hopper	1
	SR-9047	PIPE, Drain	1
11	706631	EDGE, Loading	1
12	701453	BAR, Track Channel Extension, LH	1
	701452	BAR, Track Channel Extension, RH	1
13	701415	ANGLE, Clamp, LH	1
	701416	ANGLE, Clamp, RH	1
14	701409	BRACE, Track Channel Lower, LH	1
	701408	BRACE, Track Channel Lower, RH	1
15	306424	BRACKET, Combo Light And Switch	2
16	701429	TUBE, Lower Seal	2
17	704417	WELDMENT, Tailgate Lift Cylinder Pivot	2
18	701399	WELDMENT, Track Channel, LH	1
	701398	WELDMENT, Track Channel, RH	1
19	707775	PLATE, Reinforcement, LH	1
	707774	PLATE, Reinforcement, RH	1
20	701361	FISH HOOK, LH	1
21	707755	HINGE, LH	1
22	200210	PARTITION, Center	1
23	205934	BAR, Track	4
24	209784	BRACKET, Bearing Block	2
25	209932	GUARD	1
26	211100	BRACKET, Bearing Block	2
27	605193	WIPER, Weld In	1
28	701485	ANGLE, Hopper Bottom	1

SECTION 1

TAILGATE WELDMENT - COMMERCIAL - 709296

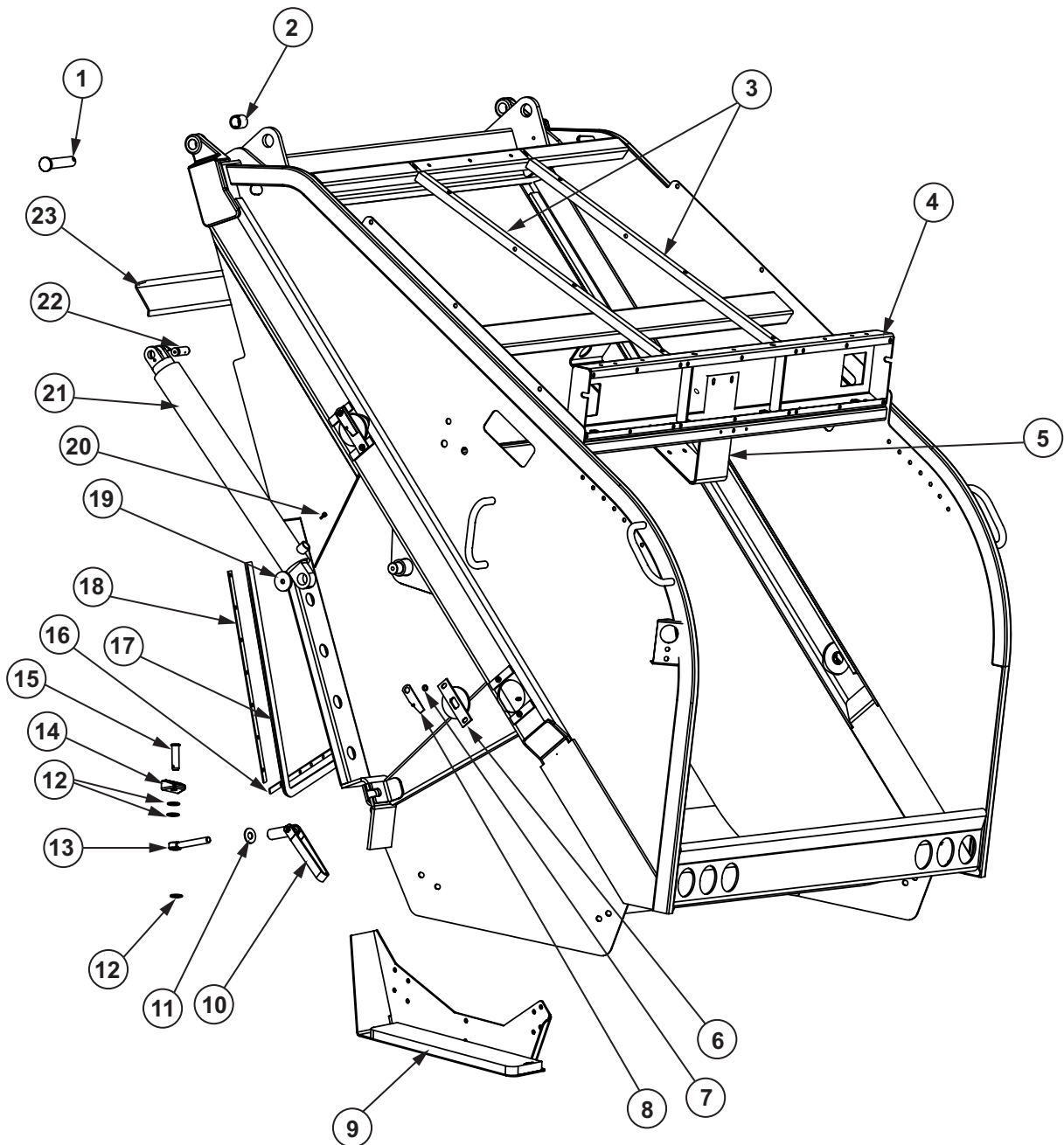


TAILGATE WELDMENT - COMMERCIAL - 709296

REF. NO.	PART NO.	DESCRIPTION	QTY.
1	406649	WELDMENT, Hinge Tube (Includes Items 2 and 4)	1
2	301911	EAR	2
3	707756	HINGE, RH	1
4	300176	EAR	2
5	701600	CHANNEL	1
6	701601	CHANNEL	1
7	701602	CHANNEL, Light Bar Support	1
8	701364	FISH HOOK, RH	1
9	15251	HANDLE, Grab	4
10	709309	BOTTOM, Hopper	1
	SR-9047	PIPE, Drain	1
11	706631	EDGE, Loading	1
12	701453	BAR, Track Channel Extension, LH	1
	701452	BAR, Track Channel Extension, RH	1
13	701415	ANGLE, Clamp, LH	1
	701416	ANGLE, Clamp, RH	1
14	701409	BRACE, Track Channel Lower, LH	1
	701408	BRACE, Track Channel Lower, RH	1
15	306424	BRACKET, Combo Light And Switch	2
16	701429	TUBE, Lower Seal	2
17	704417	WELDMENT, Tailgate Lift Cylinder Pivot	2
18	701399	WELDMENT, Track Channel, LH	1
	701398	WELDMENT, Track Channel, RH	1
19	707775	PLATE, Reinforcement, LH	1
	707774	PLATE, Reinforcement, RH	1
20	701361	FISH HOOK, LH	1
21	707755	HINGE, LH	1
22	200210	PARTITION, Center	1
23	205934	BAR, Track	4
24	209784	BRACKET, Bearing Block	2
25	209932	GUARD	1
26	211100	BRACKET, Bearing Block	2
27	605193	WIPER, Weld In	1
28	701485	ANGLE, Hopper Bottom	1

SECTION 1

TAILGATE ASSEMBLY - 708195

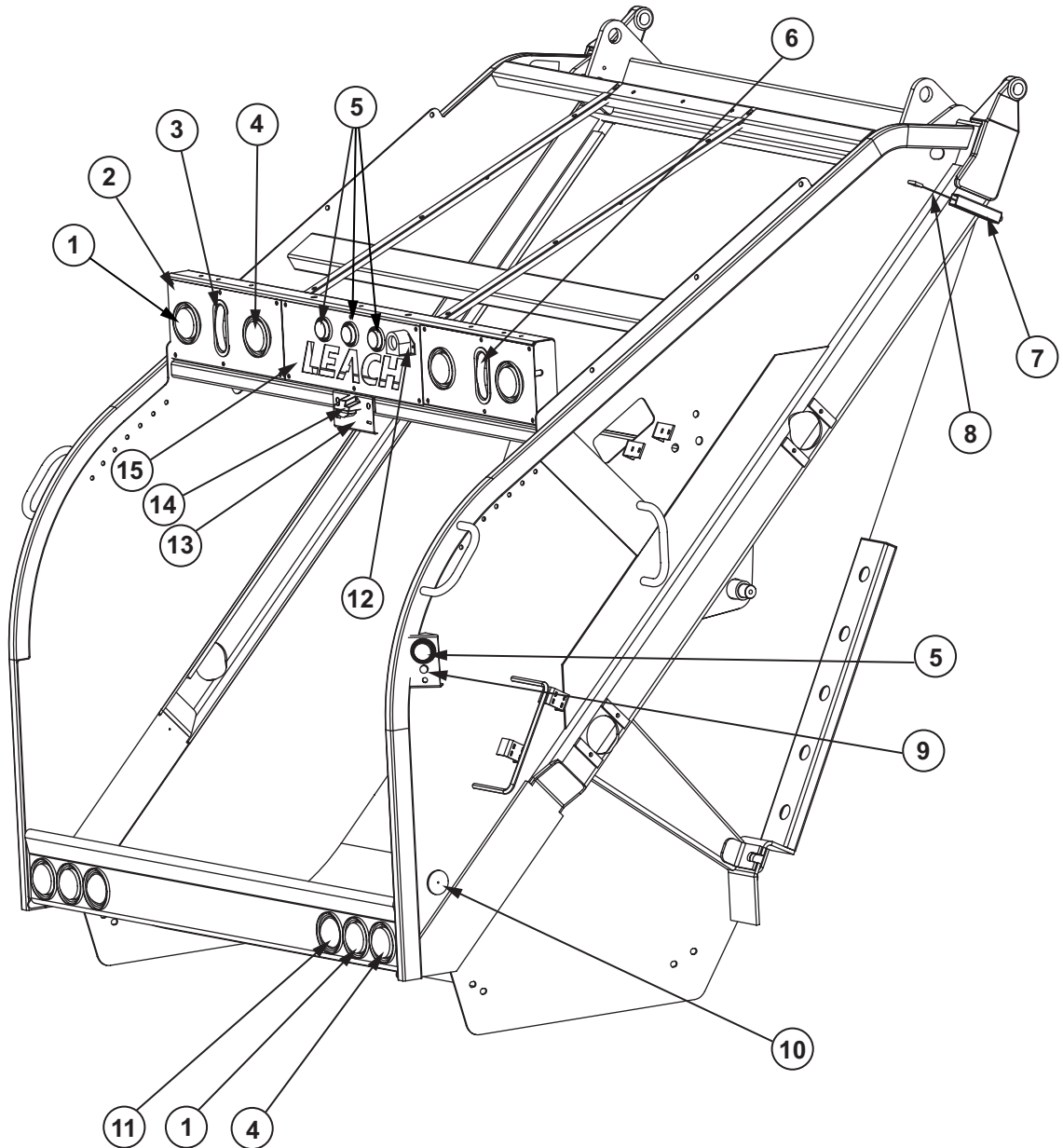


TAILGATE ASSEMBLY - 708195

REF. NO.	PART NO.	DESCRIPTION	QTY.
1	203553	PIN, Hinge	2
2	201124	RETAINER	2
	F1076	CAPSCREW, 1/2" X 2 3/4" UNC	2
	F3325	NUT, Elastic Stop, 1/2" UNC	2
3	210723	WELDMENT, Top Sheet Support	2
	F0979	CAPSCREW, 1/2" X 1 1/2" UNC	4
	F7350	WASHER, Flat, 1/2"	6
	F3325	NUT, Elastic Stop, 1/2" UNC	4
4	405834	WELDMENT, Light Bar	1
	F1630	CAPSCREW, 3/4" X 1 3/4" UNC	2
	F7475	WASHER, Flat, 3/4"	2
	F3675	NUT, Nylock, 3/4" UNC	2
5	702999	BRACKET, Main Control Valve Mount	1
6	201735	WELDMENT, Track Hole Cover	4
	F0850	CAPSCREW, 1/2" X 3/4" UNC	8
	F7975	WASHER, Lock, 1/2"	8
7	35784	SPACER	4
8	200312	COVER, Grease Hole, RH	2
	200313	COVER, Grease Hole, LH	2
9	700721	STEP, Standard, LH	1
	700722	STEP, Standard, RH	1
	700687	STEP, ANSI Max, LH	1
	700708	STEP, ANSI Max, RH	1
	F1380	CAPSCREW, 5/8" X 1 3/4" UNC	8
	F3510	NUT, 5/8" UNC	8
	F7425	WASHER, Flat, 5/8"	16
10	708638	ASSEMBLY, Tailgate Barrel Clamp	2
11	708631	WASHER, Hardened	2
12	F7600	WASHER, Flat, 1"	6
13	703219	BOLT, Clamp	2
14	706728	GUIDE, RH	1
	706729	GUIDE, LH	1
15	PO-1501	PIN, Clevis	2
	F6875	PIN, Cotter, 1/4" X 1 3/4"	2
16	301356	BAR, Cross, Tailgate Seal	1
	F5675	CAPSCREW, 3/8" X 1" Flat Head	11
17	601554	SEAL, Tailgate	14' 6"
18	301355	BAR, Side, Tailgate Seal	2
	F5675	CAPSCREW, 3/8" X 1" Flat Head	10
19	31937	RETAINER, Cylinder	2
	F1300	CAPSCREW, 5/8" X 1" UNC	2
	F8051	WASHER, Lock, 5/8"	2
20	701845	PIN, Restriction	2
21	701479	CYLINDER, Tailgate Lift	2
22	PO-420	PIN, Tailgate Lift Cylinder, Rod End	2
	PO-421	RETAINER	2
	F0277	CAPSCREW, 3/8" X 1" UNC	2
	F7875	WASHER, Lock, 3/8"	2
23	605193	WIPER, Weld In	1

SECTION 1

TAILGATE LIGHTING

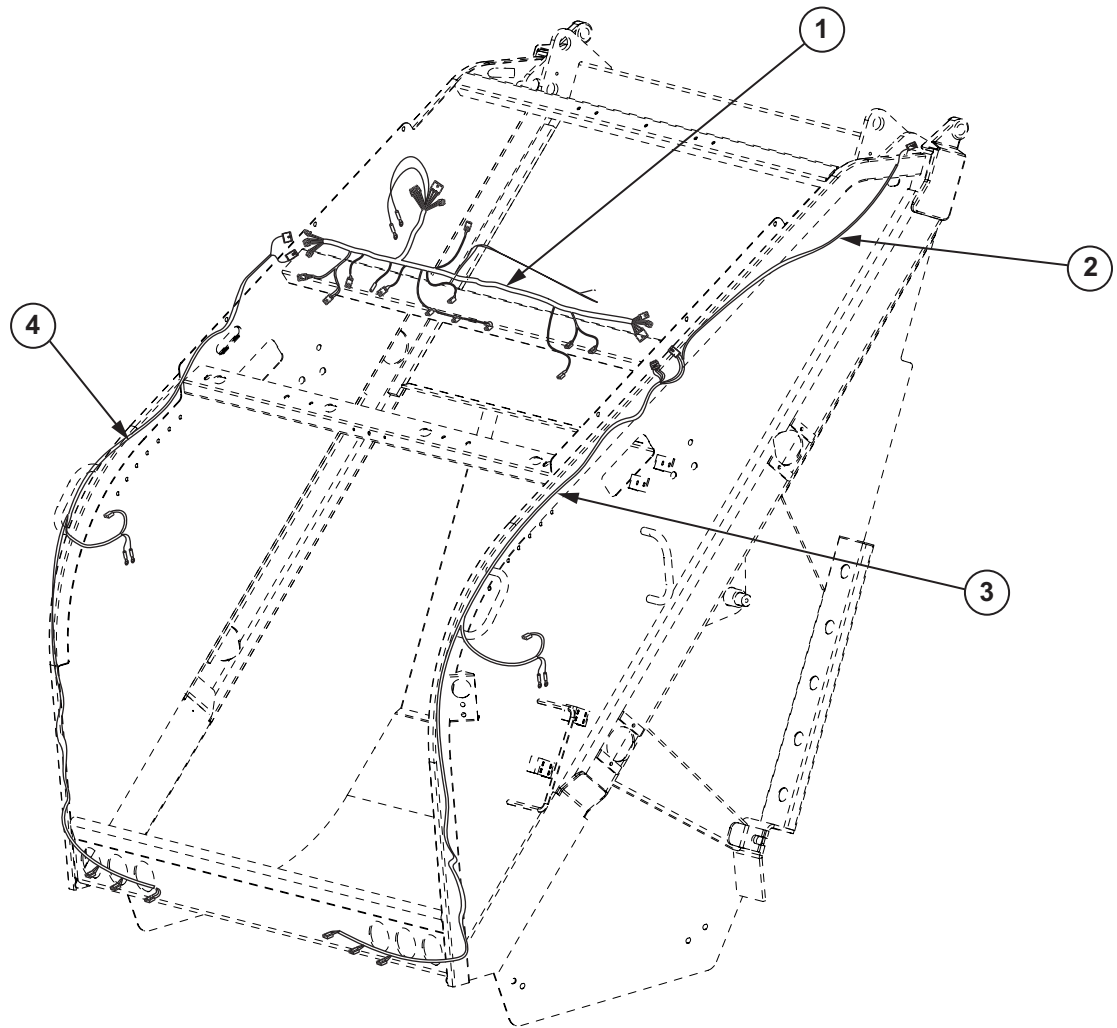


TAILGATE LIGHTING

REF. NO.	PART NO.	DESCRIPTION	QTY.
1	107791	LAMP, Red, 4"	4
	109164	LAMP, Red, 4" LED	4
	40620	GROMMET	4
	605937	ADAPTER, For Red LED Lights	4
2	405857	PANEL, For 4" Lights (Standard)	2
	701788	PANEL, For 4" Lights and Oval Strobe	2
	F8305	CAPSCREW, Whix Lock, 3/8" X 1" UNC	6
	107860	NUT, Foldover Speed, 3/8" UNC	6
3	704176	STROBE, Oval (Optional)	1
	107537	GROMMET	1
4	107663	LAMP, Amber, 4"	4
	109165	LAMP, Amber, 4" LED	4
	40620	GROMMET	4
	605938	ADAPTER, For Amber LED Lights	4
5	40624	LAMP, Marker, Red, 2 1/2"	5
	109166	LAMP, Marker, Red LED, 2 1/2"	5
	104977	GROMMET	5
	605936	ADAPTER, For Red LED Marker Lights	5
6	701150	STROBE, Oval (Optional)	1
	107537	GROMMET	1
7	710471	BRACKET, Tailgate Ajar Switch	1
8	704092	SWITCH, Proximity	2
9	707306	SWITCH, Push Button	2
10	16136	REFLECTOR, Red	2
	16133	RIVET	2
11	107790	LAMP, Back-Up	2
	606191	LAMP, Back-Up, LED	2
	40620	GROMMET	2
12	107550	ALARM, Reverse Warning, Standard	1
	107307	ALARM, Reverse Warning, Dual Rate	1
	F0022	CAPSCREW, 1/4" X 3/4" UNC	2
	F2775	NUT, Nylock, 1/4" UNC	2
13	406806	BRACKET, License Plate	1
	F5500	CAPSCREW, Socket Head, 5/16" X 3/4" UNC	2
	F2880	NUT, Flange, 5/16" UNC	2
14	107837	BRACKET, License Plate Lamp	1
	107687	LAMP, License Plate	1
	F0007	CAPSCREW, 10-24 X 1/2"	2
	F7725	WASHER, Lock, 10-24	2
	F2700	NUT, 10-24	2
15	307090	PANEL, Light, Center	1
	F8305	CAPSCREW, Whix Lock, 3/8" X 1" UNC	8
	107860	NUT, Foldover Speed, 3/8" UNC	8

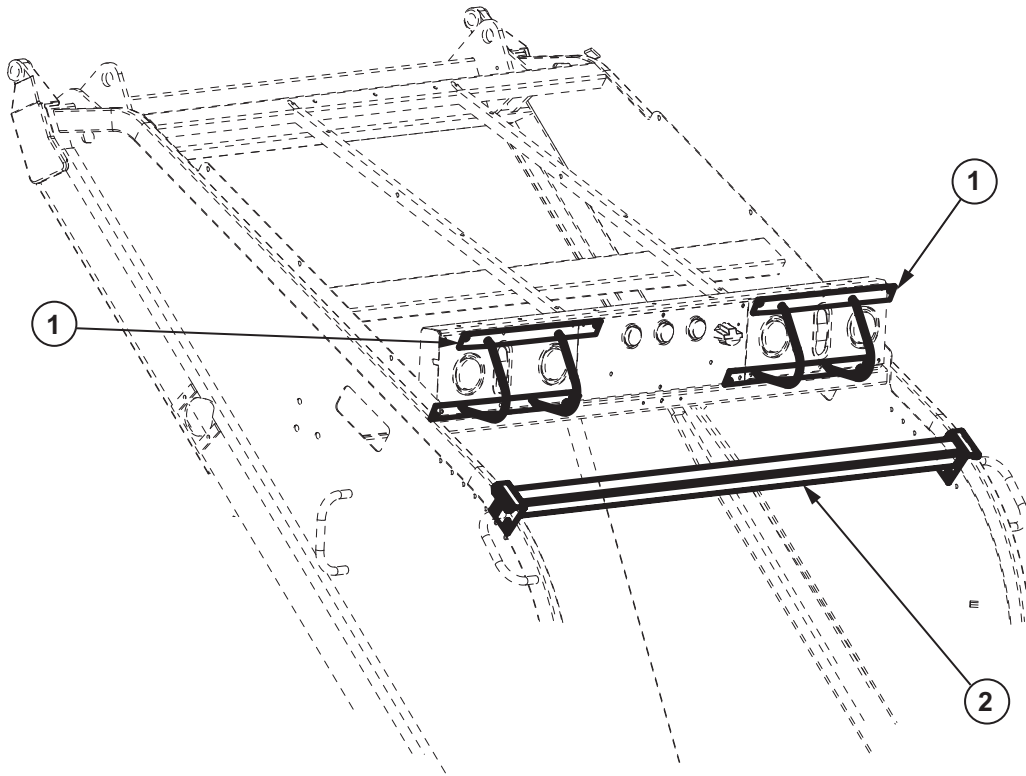
SECTION 1

TAILGATE WIRING



REF. NO.	PART NO.	DESCRIPTION	QTY.
1	707234	HARNESS, Light Panel	1
2	707239	HARNESS, Tailgate Ajar	1
3	605620	HARNESS, Fish Hook, RH	1
4	605619	HARNESS, Fish Hook, LH	1

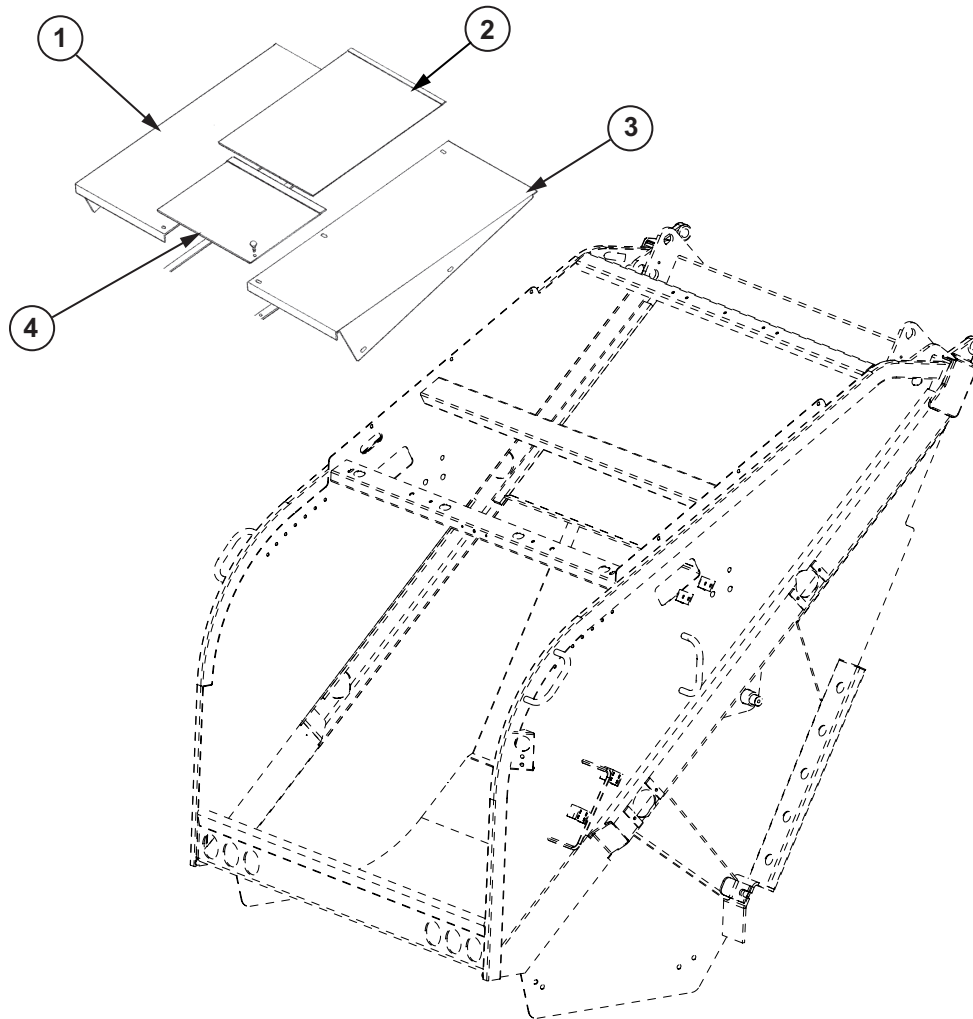
LIGHT GUARDS AND CONTAINER STOP BAR



REF. NO.	PART NO.	DESCRIPTION	QTY.
1	307104	WELDMENT, Light Guard	2
2	704299	WELDMENT, Container Stop Bar	1
	F0979	CAPSCREW, 1/2" X 1 1/2" UNC	4
	F7375	WASHER, Flat, 1/2"	8
	F3325	NUT, Elastic Stop, 1/2" UNC	4

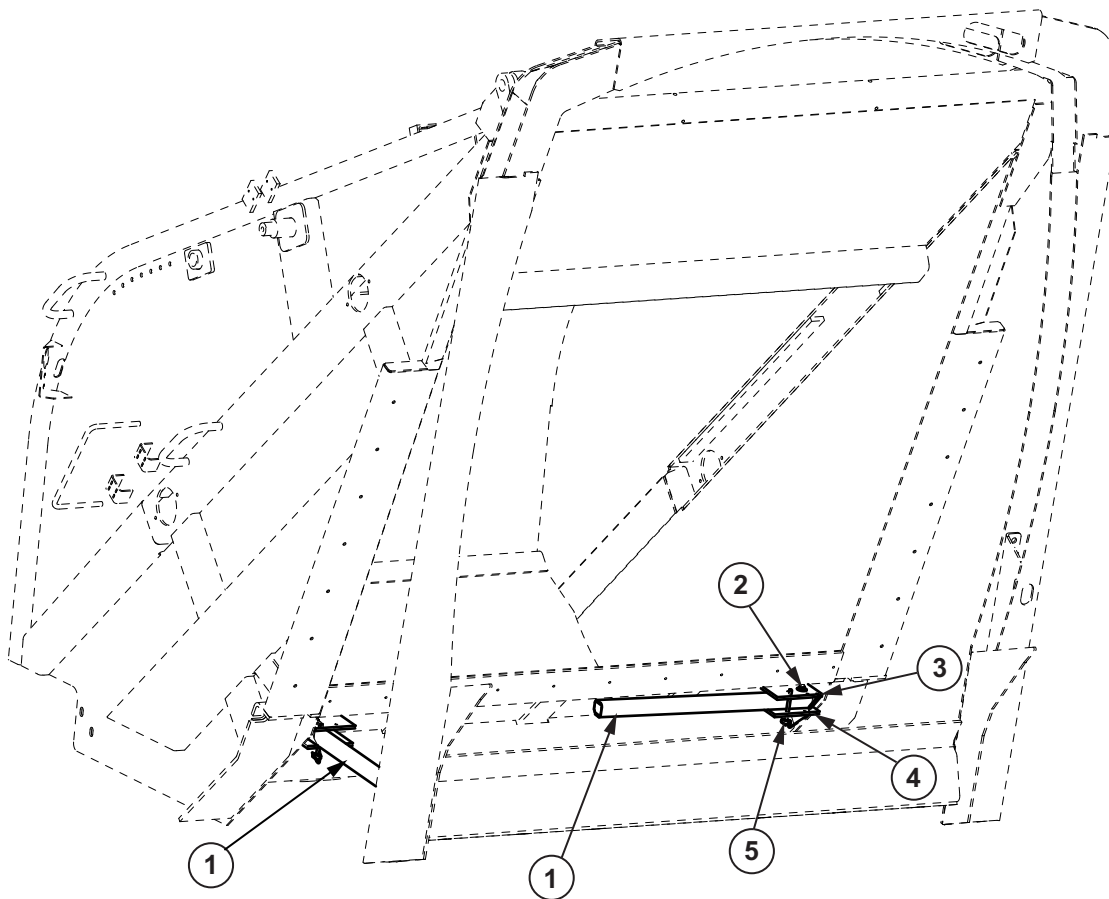
SECTION 1

TOP SHEETS



REF. NO.	PART NO.	DESCRIPTION	QTY.
1	406660	TOP SHEET, LH	1
2	307025	TOP SHEET, Center (Full Center Top Sheet)	1
3	406659	TOP SHEET, RH	1
4	307024	TOP SHEET, Center (Short Center Top Sheet)	1
	F8300	CAPSCREW, Whiz Lock, 3/8" X 3/4" UNC	12
	107860	NUT, Foldover Speed	12

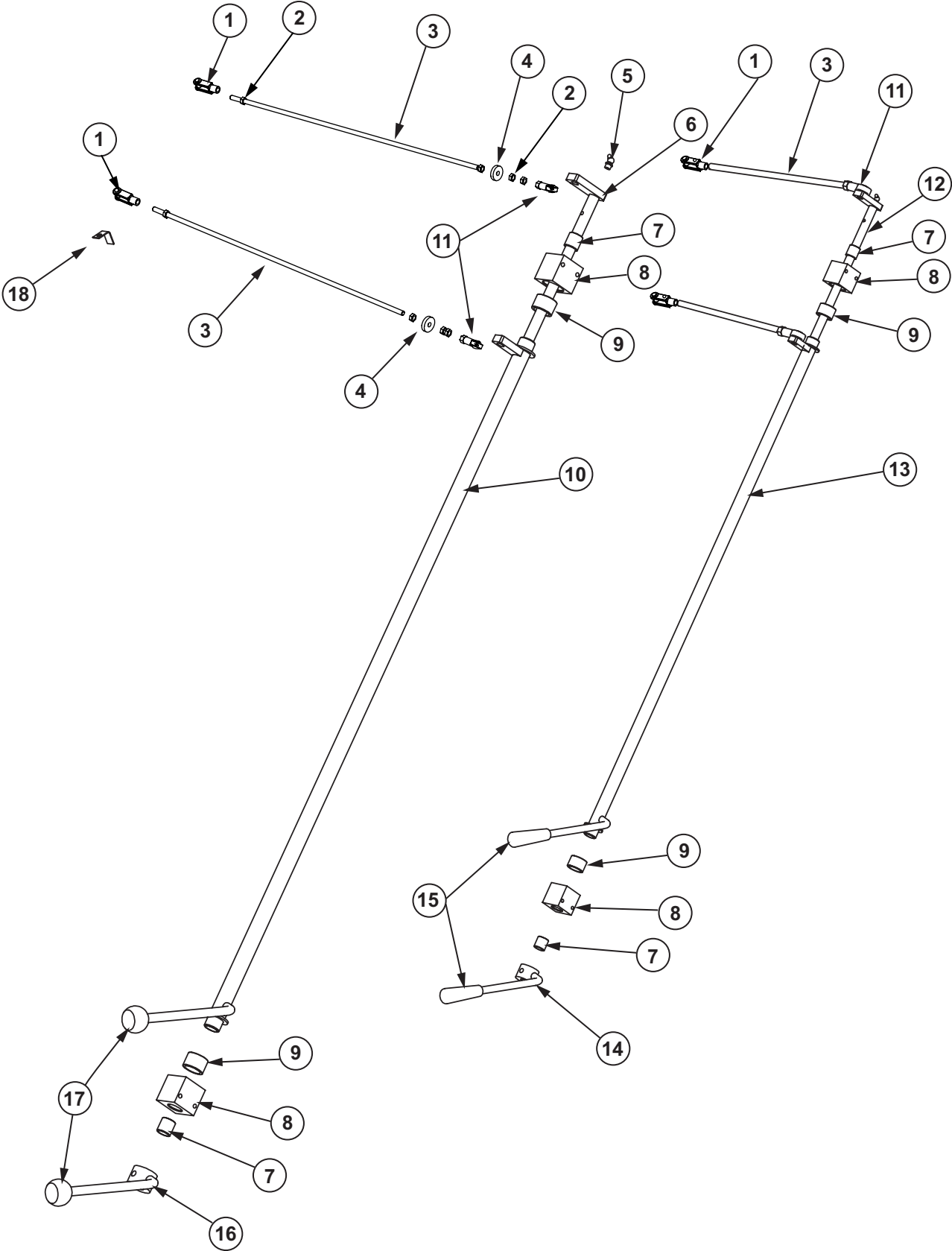
TAILGATE PROPS - Standard - 708197



REF. NO.	PART NO.	DESCRIPTION	QTY.
1	708205	PROP, Tailgate	2
2	708204	BUSHING, Prop	2
	F1160	CAPSCREW, 1/2" X 3 1/2" UNC	2
	F7350	WASHER, Flat, 1/2"	2
	F3300	NUT, Elastic Stop, 1/2" UNC	2
3	708202	PLATE, Upper	2
4	708203	PLATE, Lower	2
5	708988	PIN, Hitch	2
	708500	LANYARD, 8"	2

SECTION 1

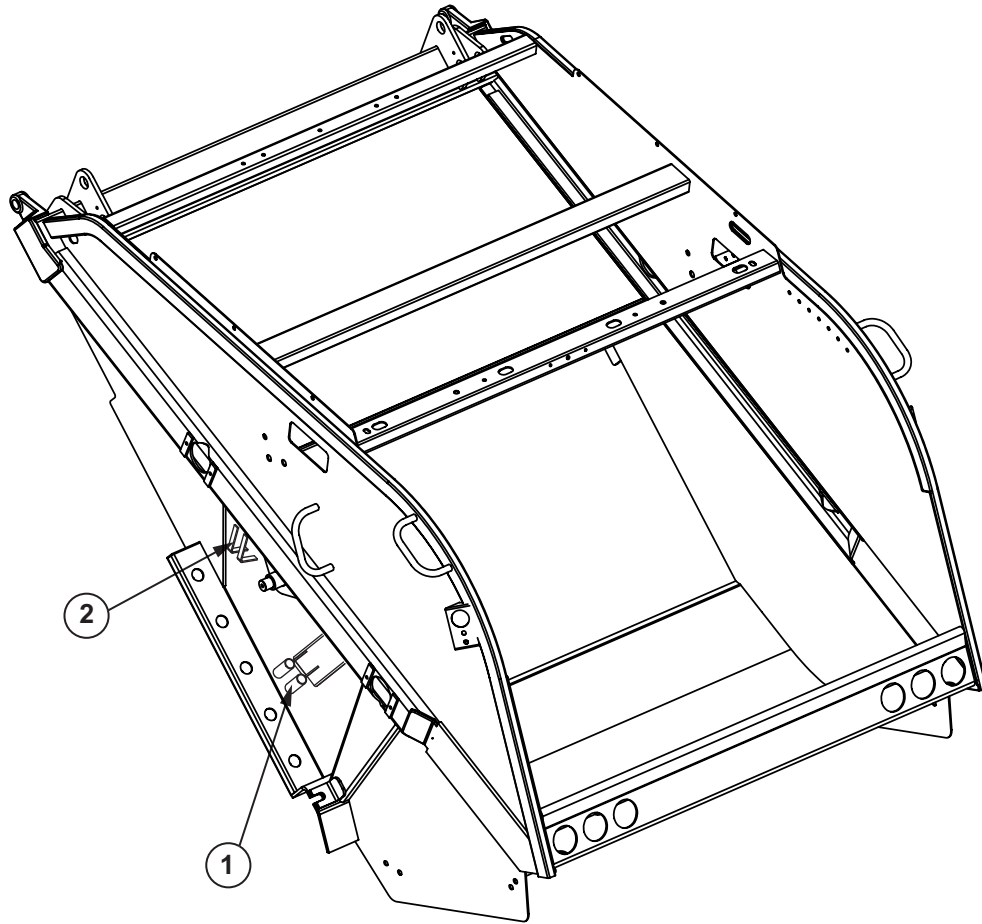
REAR CONTROLS



REAR CONTROLS

REF. NO.	PART NO.	DESCRIPTION	QTY.
1	106937-05	CLEVIS	4
2	F3410	NUT, Jam, 1/2" UNF	4
3	704038	ROD, Control	4
4	703116	DISC, Control Stop	2
5	16172	GREASE ZERK	2
6	702989	WELDMENT, Control Rod	1
7	41160	BUSHING, 1" OD X .78" ID	4
8	41162	BLOCK, Bearing	4
	F0061	CAPSCREW, 1/4" X 2 3/4" UNC	8
	F2775	NUT, Nylock, 1/4" UNC	4
	F7075	WASHER, Flat, 1/4"	4
	F7750	WASHER, Lock, 1/4"	4
9	41159	BUSHING, 1 1/2" OD X 1.16 ID	4
10	702988	WELDMENT, Tube	1
11	102291	ROD END, Spherical Female	4
	F0979	CAPSCREW, 1/2" X 1 1/2" UNC	4
	F3300	NUT, Elastic Stop, 1/2" UNC	4
12	704109	WELDMENT, Control Rod	1
13	704104	WELDMENT, Tube	1
14	700057	WELDMENT, Lever	1
	F0510	CAPSCREW, 3/8" X 2 1/4" UNC	1
	F3075	NUT, Elastic Stop, 3/8" UNC	1
15	108287	KNOB	2
16	700057	WELDMENT, Lever	1
	F0510	CAPSCREW, 3/8" X 2 1/4" UNC	1
	F3075	NUT, Elastic Stop, 3/8" UNC	1
17	108229	KNOB	2
18	703296	BRACKET, For Speed-Up Prox Switch	1

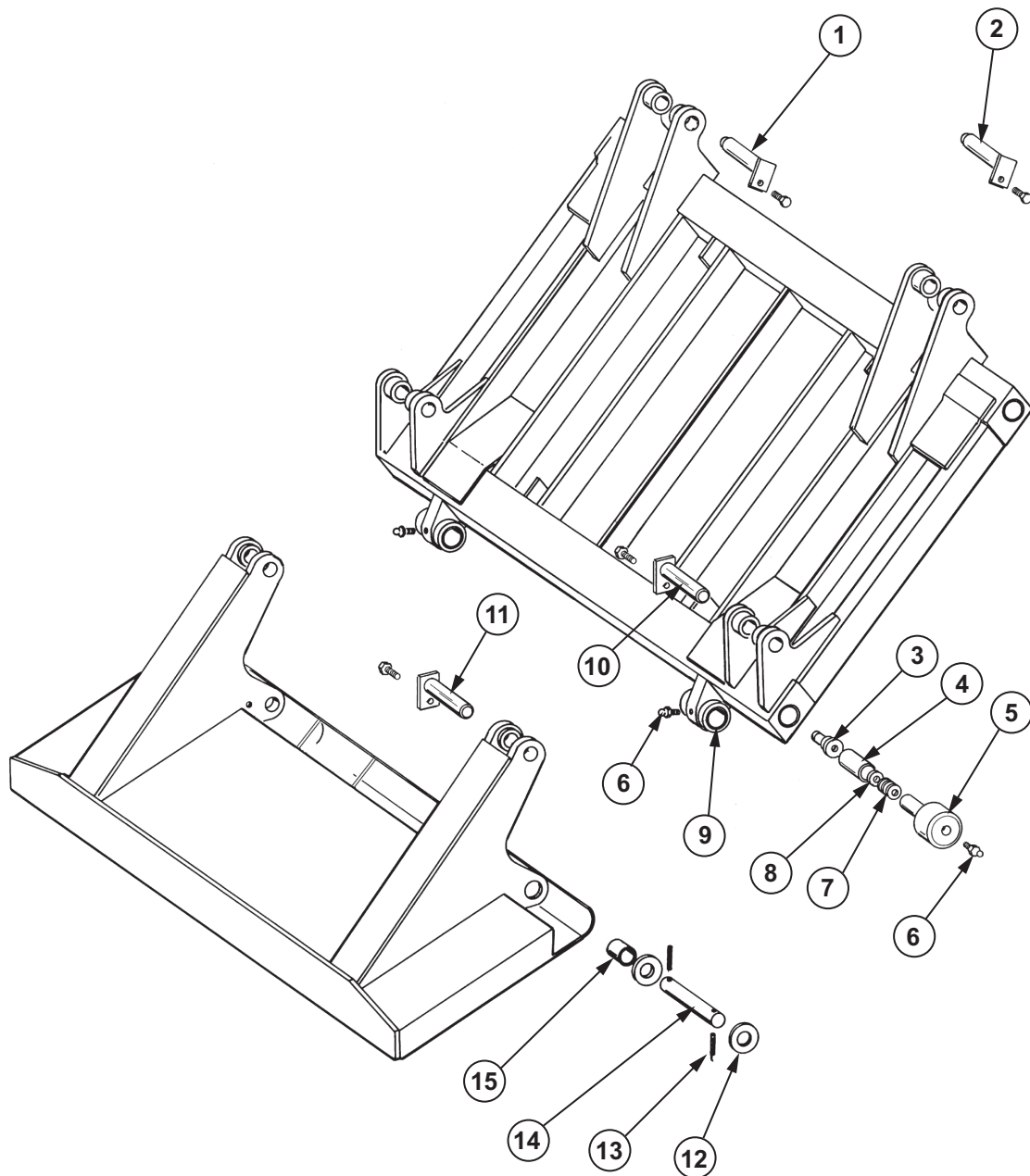
BROOM AND SHOVEL HOLDER



REF. NO.	PART NO.	DESCRIPTION	QTY.
1	30173	WELDMENT, Broom Holder	4
2	SR-7353	STRAP, Broom	4

SECTION 1

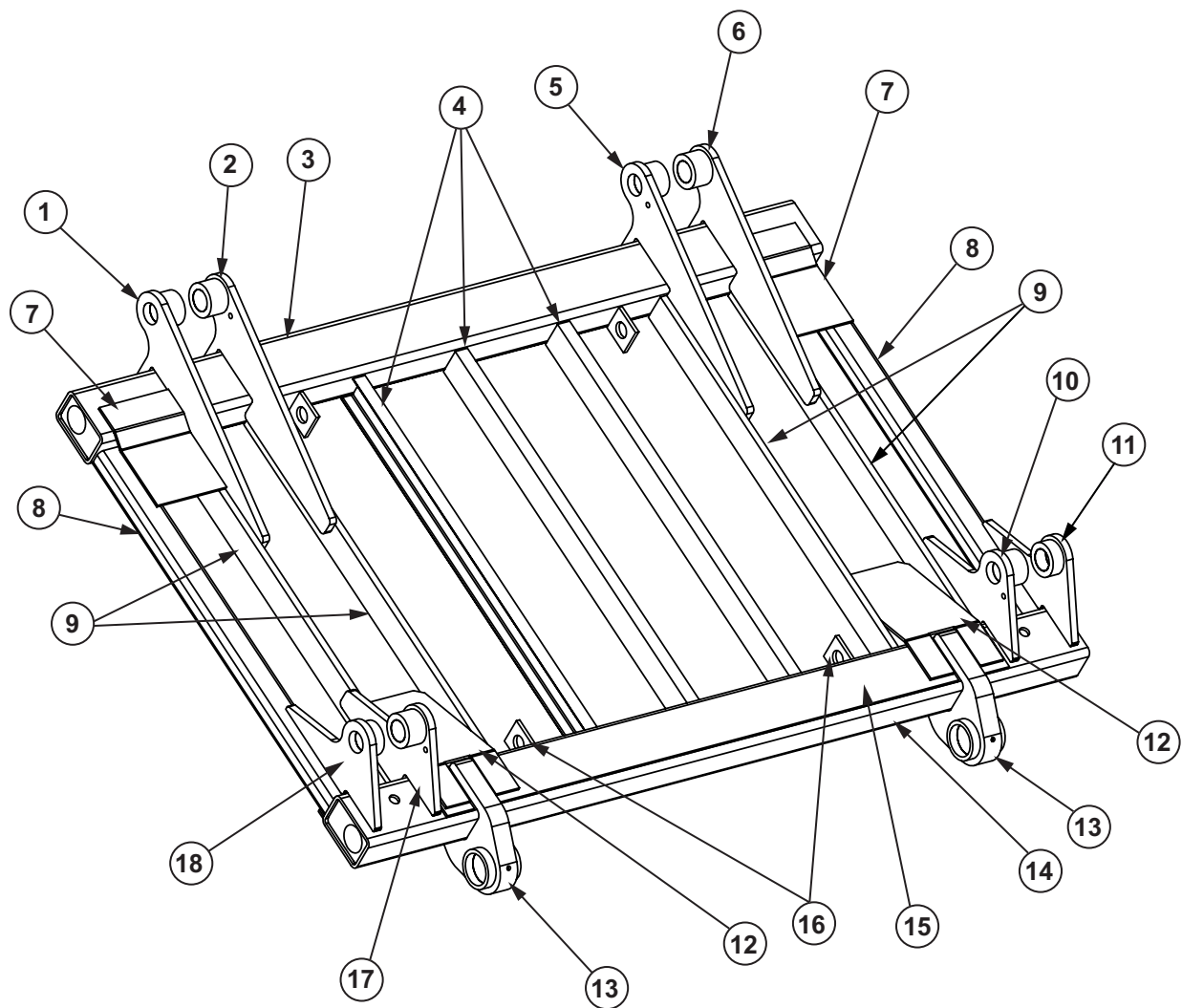
CARRIER AND PACKER INSTALLATION



CARRIER AND PACKER INSTALLATION

REF. NO.	PART NO.	DESCRIPTION	QTY.
1	202896	PIN, Packer Cylinder Case End	2
	204469	SPACER	2
	F0945	CAPSCREW, 1/2" X 1 1/4" UNC	2
2	202904	PIN, Carrier Cylinder Case End	2
	204469	SPACER	2
	F0945	CAPSCREW, 1/2" X 1 1/4" UNC	2
3	2R-1799	SPACER	4
4	2R-1796	BUSHING	4
5	301899	ROLLER	4
6	16170	GREASE ZERK	6
7	SK-1817	SHIM	AR
8	201114	PLUG	4
9	101700	BUSHING, Hinge	4
10	202894	PIN, Carrier Cylinder Rod End	2
	204469	SPACER	2
	F0945	CAPSCREW, 1/2" X 1 1/4" UNC	2
11	202902	PIN, Packer Cylinder Rod End	2
	204469	SPACER	2
	F0945	CAPSCREW, 1/2" X 1 1/4" UNC	2
12	103834	WASHER	4
13	103836	ROLL PIN	4
14	204966	PIN, Packer Panel Hinge	2
15	101700	BUSHING	4

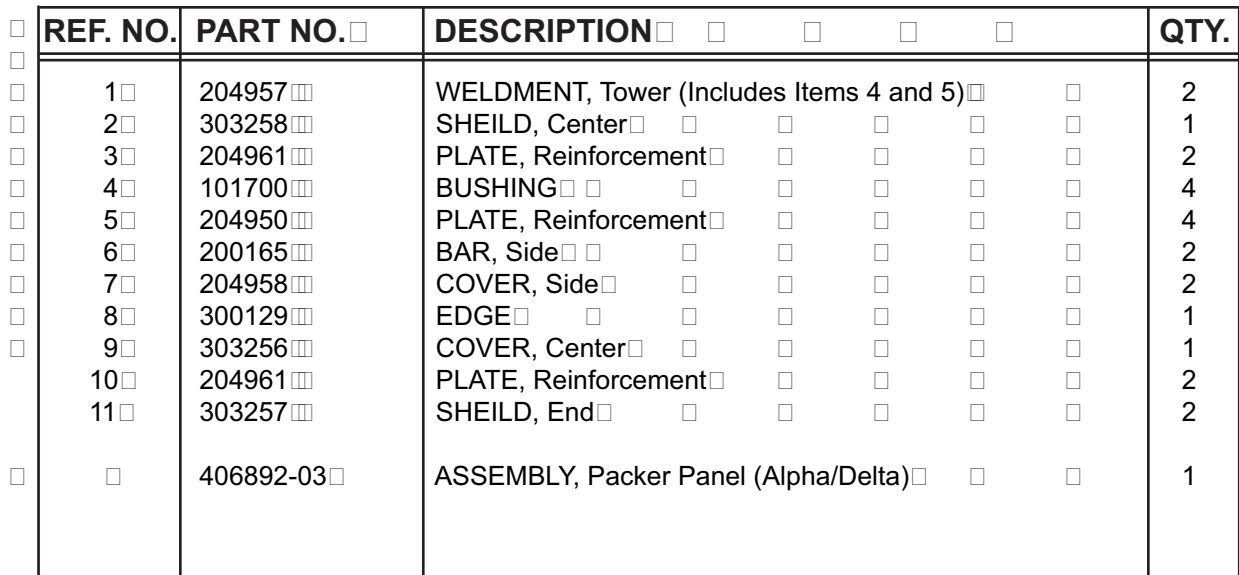
CARRIER PANEL



CARRIER PANEL

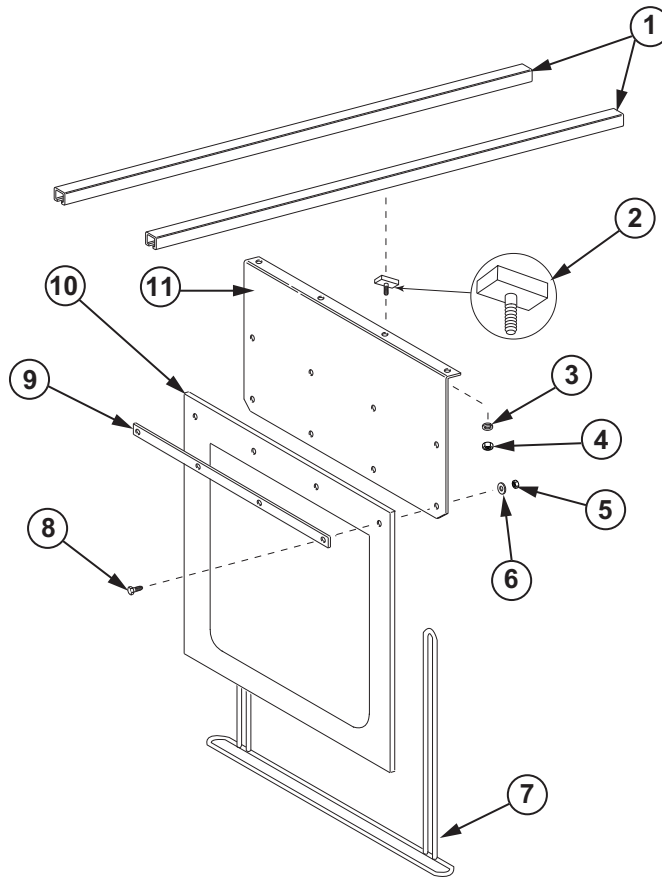
REF. NO.	PART NO.	DESCRIPTION	QTY.
1	402077	WELDMENT, Cylinder Mount, LH	1
2	402075	WELDMENT, Cylinder Mount, LH Tapped	1
3	300538	WELDMENT, Tube	1
4	202420	CHANNEL, Intermediate	3
5	402074	WELDMENT, Cylinder Mount, RH Tapped	1
6	402076	WELDMENT, Cylinder Mount, RH	1
7	301900	REINFORCEMENT, Corner	2
8	200060	TUBE, Intermediate	2
9	202891	BAR, Cylinder Ears	4
10	301902	WELDMENT, Carrier Cylinder Rod End Mount, RH Inside	1
11	300076	WELDMENT, Carrier Cylinder Rod End Mount, RH Outside	1
12	203252	REINFORCEMENT, Hinge Tube	2
13	303187	WELDMENT, Hinge	2
14	300538	WELDMENT, Tube	1
15	204878	REINFORCEMENT, Top	1
16	200124	BAR, Lifting	4
17	301903	WELDMENT, Carrier Cylinder Rod End Mount, LH Inside	1
18	300077	WELDMENT, Carrier Cylinder Rod End Mount, LH Outside	1
	403303	ASSEMBLY, Carrier Panel (Includes Roller Sleeves and Hinge Bushings)	1

PACKER PANEL



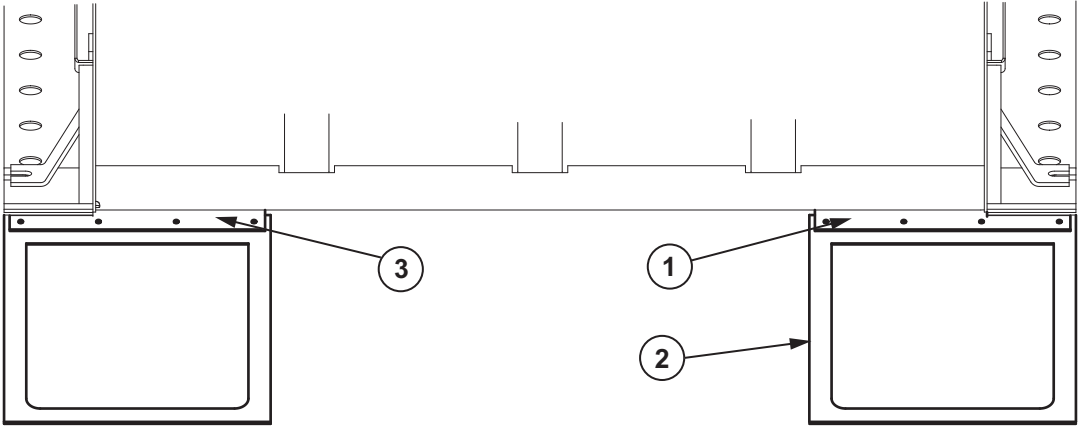
SECTION 2

MUD GUARD ASSEMBLY - IN FRONT OF REAR AXLE



REF. NO.	PART NO.	DESCRIPTION	QTY.
1	604840	RAIL, Strut, 17"	2
2	605702	T-BOLT	2
3	F7325	WASHER, Flat	2
4	F3190	NUT, Lock	2
5	F2975	NUT, Hex, 3/8" UNC	4
6	F7250	WASHER, Flat, 3/8"	4
7	602709	BRACKET, Anti-Sail	1
8	F0277	CAPSCREW, 3/8" X 1" UNC	4
9	P-16-419	STRAP, Reinforcement	1
10	209639	FLAP, Rubber, Black With LEACH Logo	2
	210154	FLAP, Rubber, Black, Plain	2
	209643	GUARD, Metal	2
11	604867	BRACKET, Mounting, Mud Flap	1

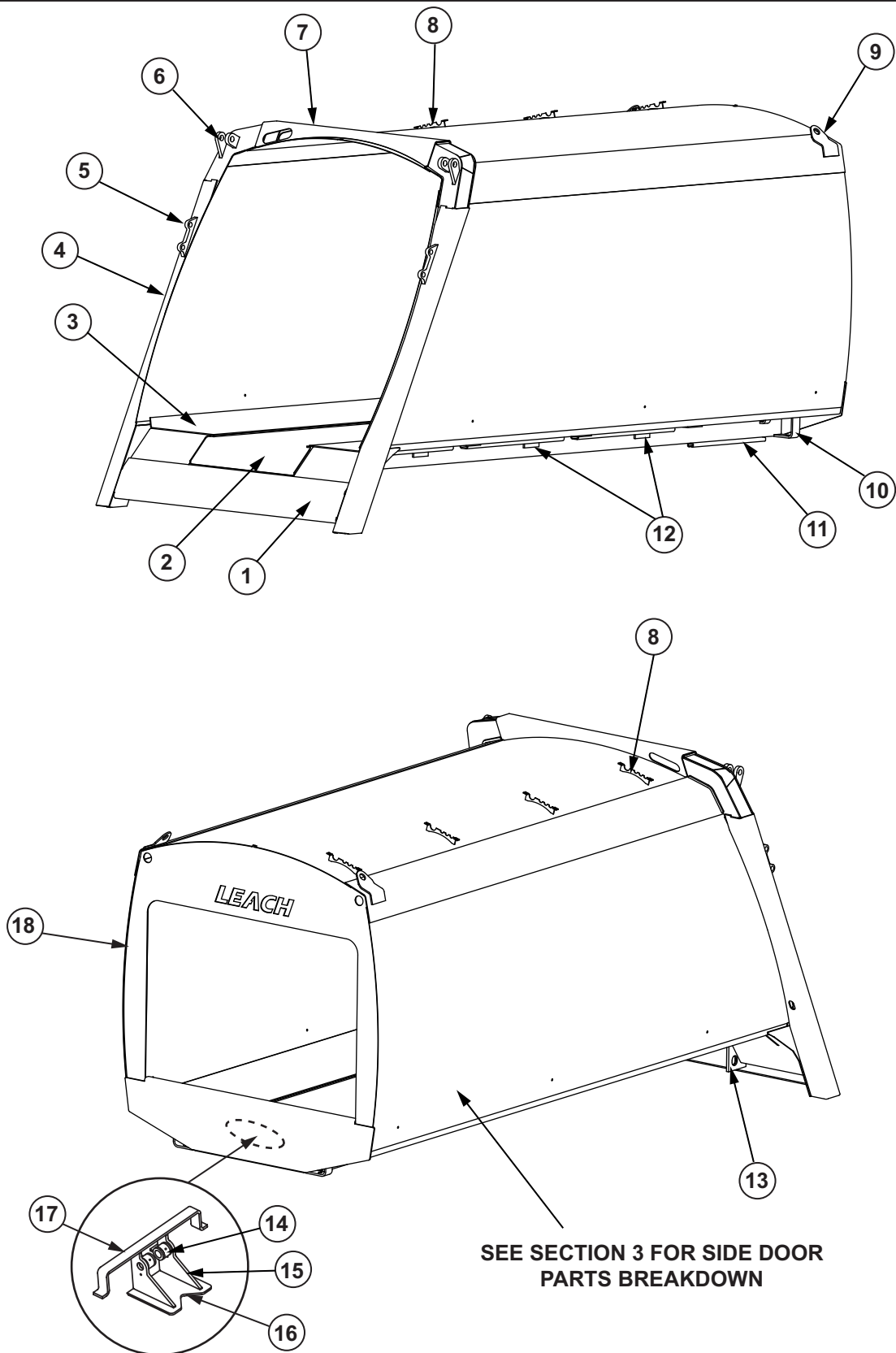
MUD GUARD ASSEMBLY - BEHIND REAR AXLE



REF. NO.	PART NO.	DESCRIPTION	QTY.
1	211281	BRACKET, Mud Flap, RH	1
2	209639	GUARD, Mud, Rubber	2
	202936	STRAP, Mud Flap	2
	F0325	CAPSCREW, 3/8" X 1 1/4" UNC	8
	F7875	WASHER, Lock, 3/8"	8
	F2975	NUT, 3/8" UNC	8
3	211280	BRACKET, Mud Flap, LH	1

SECTION 2

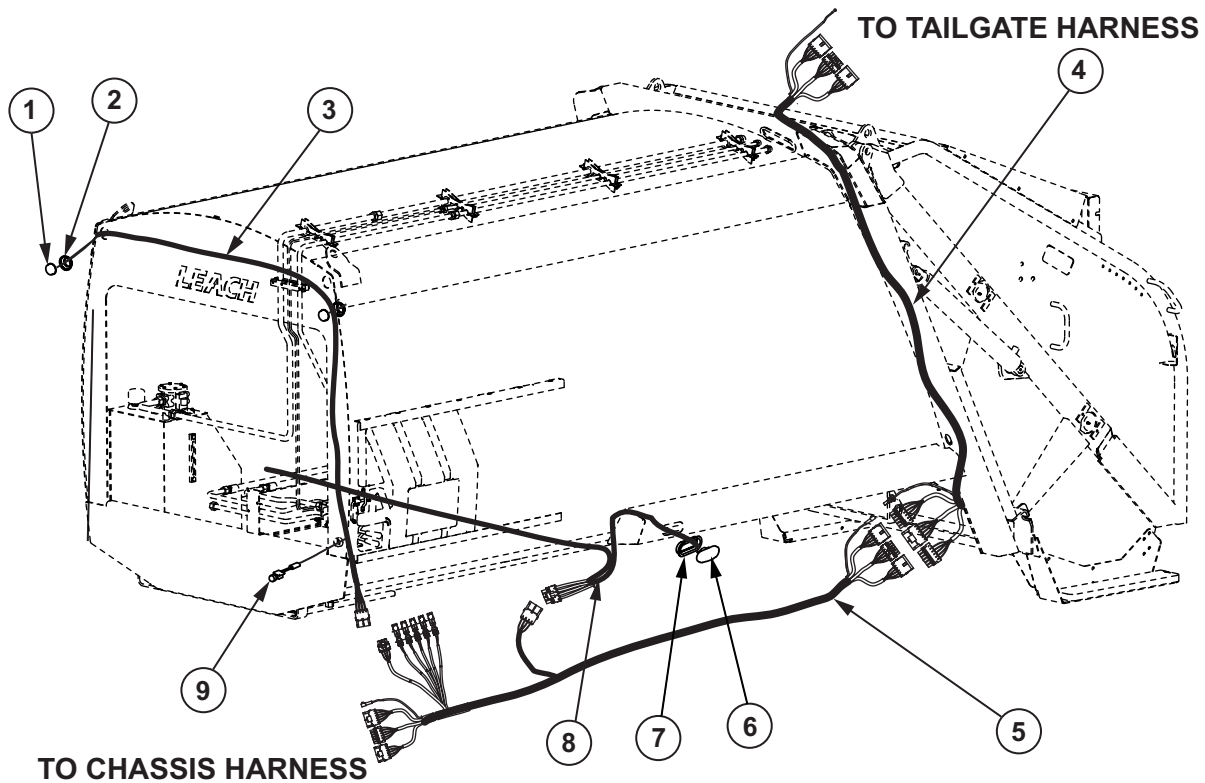
BODY WELDMENT



BODY WELDMENT

REF. NO.	PART NO.	DESCRIPTION	QTY.
1	701581	APRON, Rear	1
2	708534-140	WELDMENT, Trough, 14 Yard	1
	708534-160	WELDMENT, Trough, 16 Yard	1
	708534-180	WELDMENT, Trough, 18 Yard	1
	708534-200	WELDMENT, Trough, 20 Yard	1
	708534-250	WELDMENT, Trough, 25 Yard	1
	708534-290	WELDMENT, Trough, 29 Yard	1
	708534-320	WELDMENT, Trough, 32 Yard	1
3	708535-140	SHEET, Floor, 14 Yard	2
	708535-160	SHEET, Floor, 16 Yard	2
	708535-180	SHEET, Floor, 18 Yard	2
	708535-200	SHEET, Floor, 20 Yard	2
	708535-250	SHEET, Floor, 25 Yard	2
	708535-290	SHEET, Floor, 29 Yard	2
	708535-320	SHEET, Floor, 32 Yard	2
4	705951	WELDMENT, Rear Frame	1
5	707364	SUPPORT, Cylinder Pivot	2
6	703488	WELDMENT, Hinge, RH	1
	703490	WELDMENT, Hinge, LH	1
7	702560	SUPPORT, Top, Rear Frame	1
8	708044	CLAMP, Body Tube	AR
9	704052	PLATE, Lift	2
10	706093	BRACKET, Front Stand	2
11	602416	CHANNEL, Front Body Mount	2
12	701571	STRAP, Trough	AR
13	701946	PLATE, Rear Body Mount	2
14	603455	SPACER	2
15	702049	PLATE	2
	702050	WELDMENT, Pillar, RH (Includes Items 14 and 15)	1
	702051	WELDMENT, Pillar, LH (Includes Items 14 and 15)	1
16	702052	PLATE, Base	1
17	702053	PLATE, Top Wing	1
	702054	WELDMENT, Cylinder Pivot (Includes Items 14 - 17)	1
18	708529	WELDMENT, Front Frame	1
	708528-140	WELDMENT, Body, 14 Yard	1
	708528-160	WELDMENT, Body, 16 Yard	1
	708528-180	WELDMENT, Body, 18 Yard	1
	708528-200	WELDMENT, Body, 20 Yard	1
	708528-250	WELDMENT, Body, 25 Yard	1
	708528-290	WELDMENT, Body, 29 Yard	1
	708528-320	WELDMENT, Body, 32 Yard	1

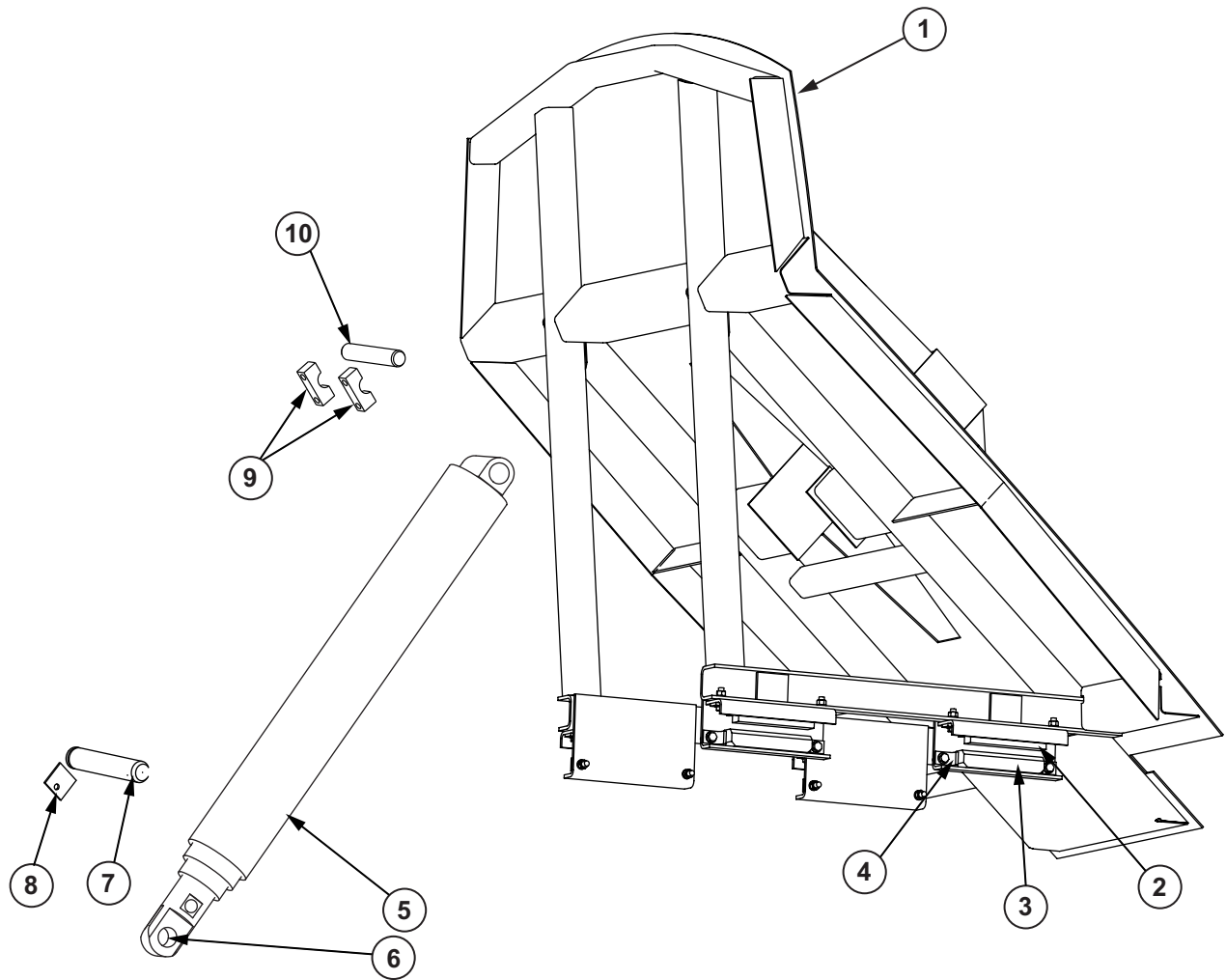
BODY ELECTRICAL - UNITS WITH HARNESS IN CHASSIS FRAME RAIL



REF. NO.	PART NO.	DESCRIPTION	QTY.
1	40623	LIGHT, Clearance, Amber	2
	601083	LIGHT, Clearance, Amber, LED	2
	605936	ADAPTER, For LED Light	2
2	104977	GROMMET	2
3	710608	HARNESS, Front Panel	1
4	710438	HARNESS, Upper Body	1
5	710361	HARNESS, Lower Body, 14, 16 and 18 Yard	1
	710365	HARNESS, Lower Body, 20 and 25 Yard	1
	710366	HARNESS, Lower Body, 29 and 32 Yard	1
6	707717	LIGHT, Oval, Amber	2
	603893	LIGHT, Oval, Amber, LED	2
	605938	ADAPTER, For LED Light	2
	107535	LIGHT, Mid Body Turn	2
7	107537	GROMMET	2
8	710353	HARNESS, Mid Body Lights	1
9	707306	BUTTON, Momentary, Speed Up	1

SECTION 3

PUSH OUT PANEL AND CYLINDER MOUNTING

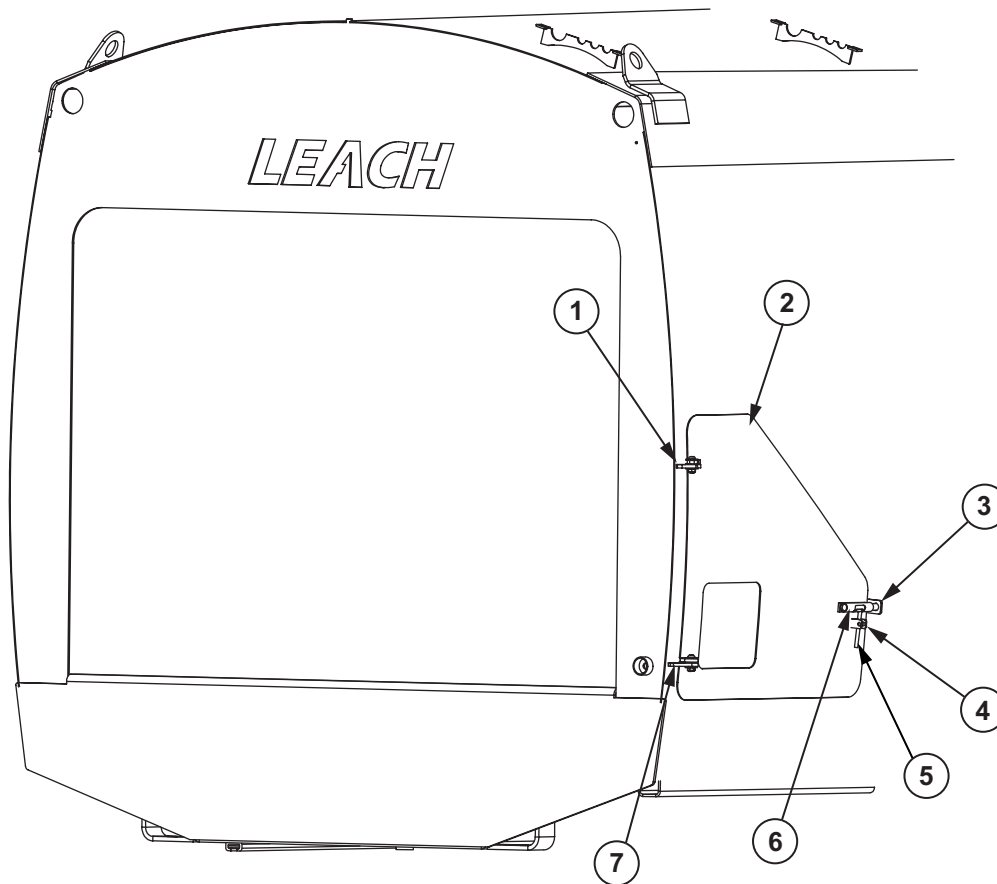


PUSH OUT PANEL AND CYLINDER MOUNTING

REF. NO.	PART NO.	DESCRIPTION	QTY.
1	707908	WELDMENT, Ejector Panel, Standard	1
	707909	WELDMENT, Ejector Panel, Commercial	1
2	701855	BLOCK, Wear, Upper	4
	108755	SHIM, Wear Block	AR
3	701856	BLOCK, Wear, Lower	4
	108755	SHIM, Wear Block	AR
4	702085	RETAINER, Wear Block	16
	F1425	CAPSCREW, 5/8" X 2 1/4" UNC	16
	F3500	NUT, Elastic Stop, 5/8" UNC	16
	F7450	WASHER, Flat, 5/8"	16
	F8050	WASHER, Lock, 5/8"	16
5	715109	ASSEMBLY, Cylinder, 14 Yard	1
	713685	ASSEMBLY, Cylinder, 16 Yard	1
	713687	ASSEMBLY, Cylinder, 18 Yard	1
	760904	ASSEMBLY, Cylinder, 20 Yard	1
	713455	ASSEMBLY, Cylinder, 25 Yard	1
	708544	ASSEMBLY, Cylinder, 29 Yard	1
	708545	ASSEMBLY, Cylinder, 32 Yard	1
6	108874	BEARING, Spherical	1
7	603463	PIN	1
8	200830	RETAINER, Pin	1
	F0900	CAPSCREW, 1/2" X 1" UNC	1
9	707951	BLOCK, Pin Retainer	2
	F1610	CAPSCREW, 5/8" X 5 1/2" UNC	4
	F3500	NUT, Elastic Stop, 5/8" UNC	4
	F7450	WASHER, Flat, 5/8"	4
10	702276	PIN	1
	707952	SPACER	4

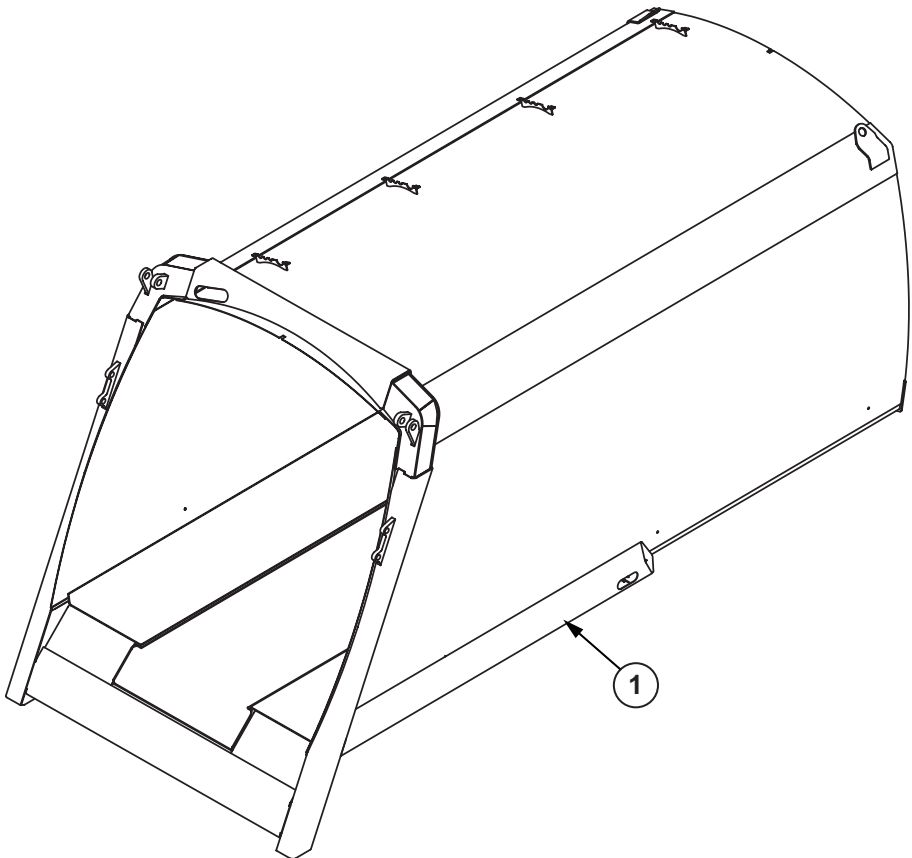
SECTION 3

SIDE DOOR - 710601



REF. NO.	PART NO.	DESCRIPTION	QTY.
1	710798	HINGE, Upper	1
	F6196	CAPSCREW, Button Head, 1/2" X 1 1/2" UNC	1
	F7350	WASHER, Flat, 1/2"	3
	F3300	NUT, Elastic Stop, 1/2" UNC	1
2	710501	ASSEMBLY, Side Door (Includes Items 1, 4, 5, 6 and 7)	1
3	710528	LATCH PLATE	1
4	710500	LATCH LOCK PLATE	2
5	39609	HANDLE, Barrel Bolt	1
	39608	BAR, Barrel Bolt	1
6	201018	TUBE, Barrel Bolt	1
	201019	SPACER	1
7	710796	HINGE, Lower	1
	F6196	CAPSCREW, Button Head, 1/2" X 1 1/2" UNC	1
	F7350	WASHER, Flat, 1/2"	3
	F3300	NUT, Elastic Stop, 1/2" UNC	1

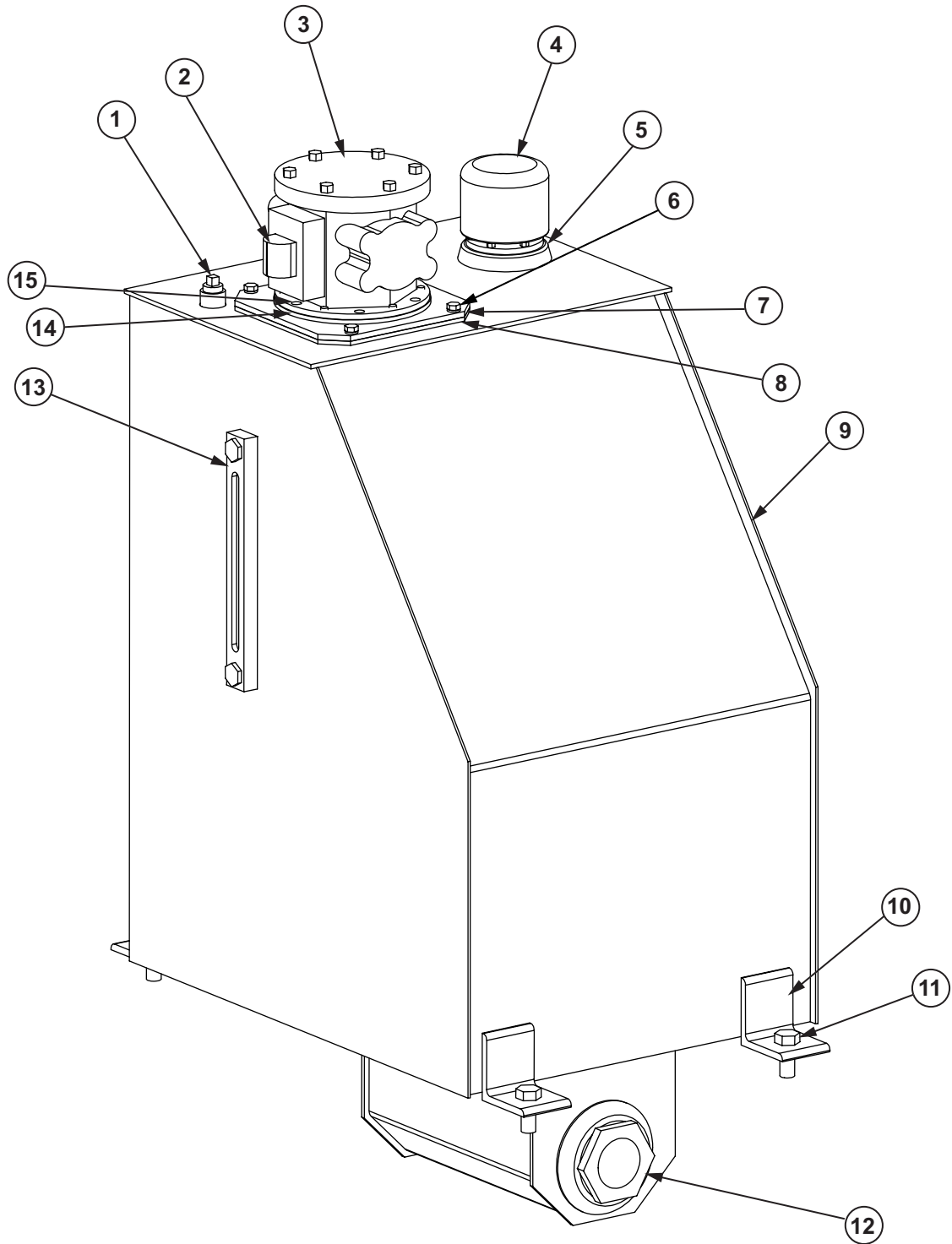
BODY FENDERS - 708523



REF. NO.	PART NO.	DESCRIPTION	QTY.
1	708524-01	FENDER, 14, 16 And 18 Yard, RH	1
	708525-01	FENDER, 14, 16 And 18 Yard, LH	1
	708524-02	FENDER, 20 And 25 Yard, RH	1
	708525-02	FENDER, 20 And 25 Yard, LH	1
	708524-03	FENDER, 29 And 32 Yard, RH	1
	708525-03	FENDER, 29 And 32 Yard, LH	1

SECTION 4

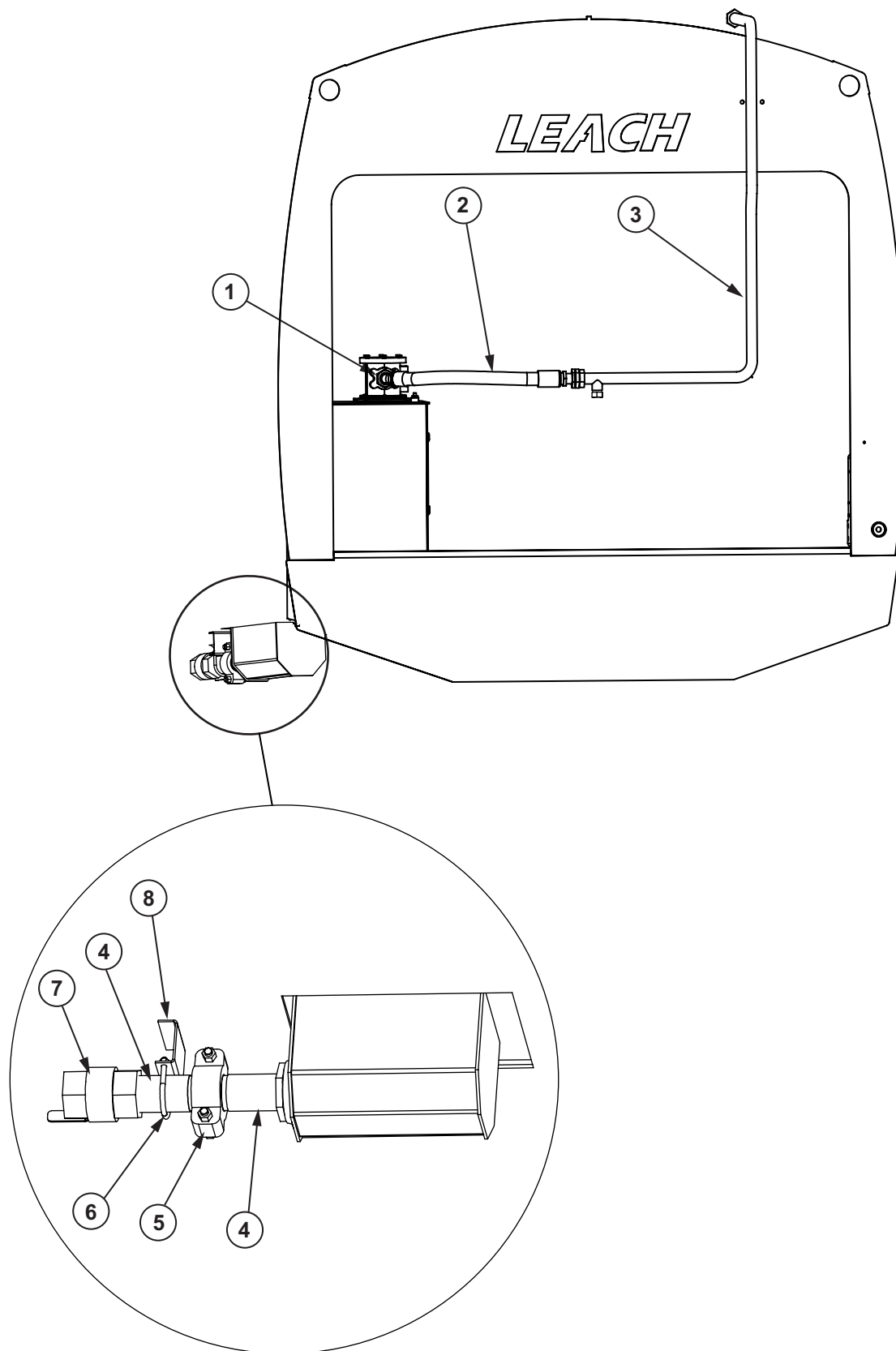
HYDRAULIC TANK ASSEMBLY - 708964



HYDRAULIC TANK ASSEMBLY - 708964

REF. NO.	PART NO.	DESCRIPTION	QTY.
1	J0208	PLUG, Pipe, 1/2" Square Head	1
2	41073	INDICATOR, Filter Restriction	1
3	707387	ASSEMBLY, Filter, Complete	1
	17533	O-RING, Cover	1
	926783	DIVERTER, Includes Bypass Valve	1
	926616-P	VALVE, Bypass	1
	17533	O-RING, Diverter	1
	707748	ELEMENT, Filter, 10 Micron	1
		ELEMENT, Filter, 3 Micron (Clean Up Filter)	1
4	100418	ASSEMBLY, Breather (Includes Filter and Base)	1
	101348	CAP, Breather	1
5	F0010	CAPSCREW, 10-32 X 1/2"	6
6	F0100	CAPSCREW, 5/16" X 7/8" UNC	4
	F7775	WASHER, Lock, 5/16"	4
7	302177	ADAPTER, Filter	1
8	302179	GASKET, Adapter	1
9	708966	WELDMENT, Hydraulic Tank	1
10	708983	ANGLE, Tank Mounting	4
11	F1350	CAPSCREW, 5/8" X 1 1/2" UNC	4
	F3550	NUT, Elastic Stop, 5/8" UNC	4
	F7425	WASHER, Flat, 5/8"	4
12	703743	STRAINER, Suction	1
	100319	RING, Magnetic (Not Shown)	1
13	41752	GAUGE, Sight, Oil Level	1
14	204122	GASKET, Filter Housing	1
15	F0100	CAPSCREW, 5/16" X 7/8" UNC	6
	F7775	WASHER, Lock, 5/16"	6
	708964	ASSEMBLY, Hydraulic Tank	1

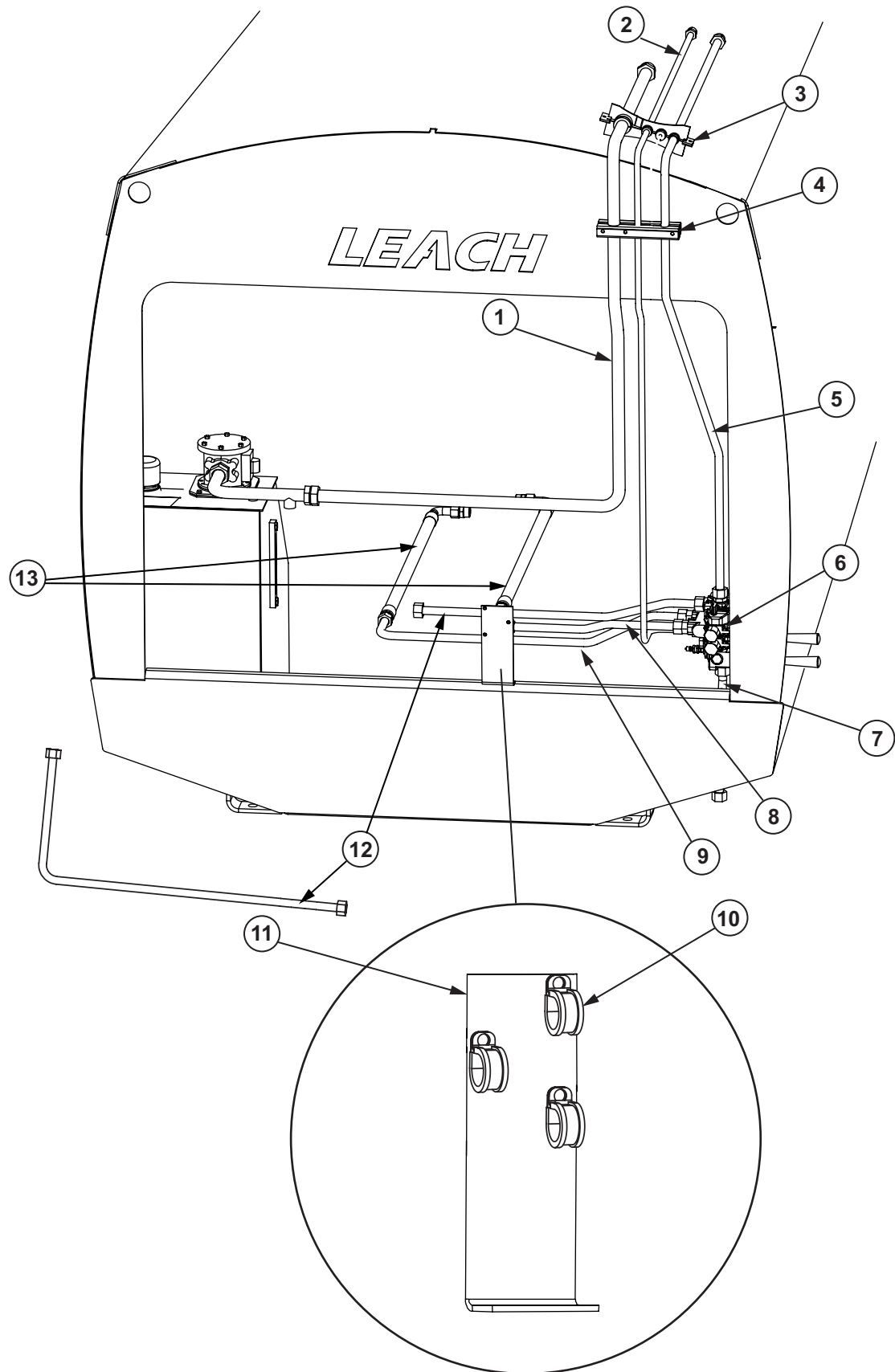
FRONT TUBING - 711491- TANK SIDE



FRONT TUBING - 711491 - TANK SIDE

REF. NO.	PART NO.	DESCRIPTION	QTY.
1	603247	CONNECTOR, Straight Thread to ORFS	1
	103081-24	O-RING, # 24 Straight Thread	1
	706611	O-RING, # 20 ORFS	1
2	711532	ASSEMBLY, Hose, Return, 1 1/4"	1
	706611	O-RING, # 20 ORFS	1
	706610	O-RING, # 16 ORFS	1
3	711493	ASSEMBLY, Tube, Return, 1 1/4"	1
	706611	O-RING, # 20 ORFS	1
4	605296	PIPE, Suction	2
5	605998	COUPLER (Includes Rubber Seal)	1
6	16217	U-BOLT	1
	F2892	NUT, Nylock, 5/16" UNC	2
7	2910-0144B	VALVE, Ball	1
8	709159	BRACKET, Support	1

FRONT TUBING - VALVE SIDE

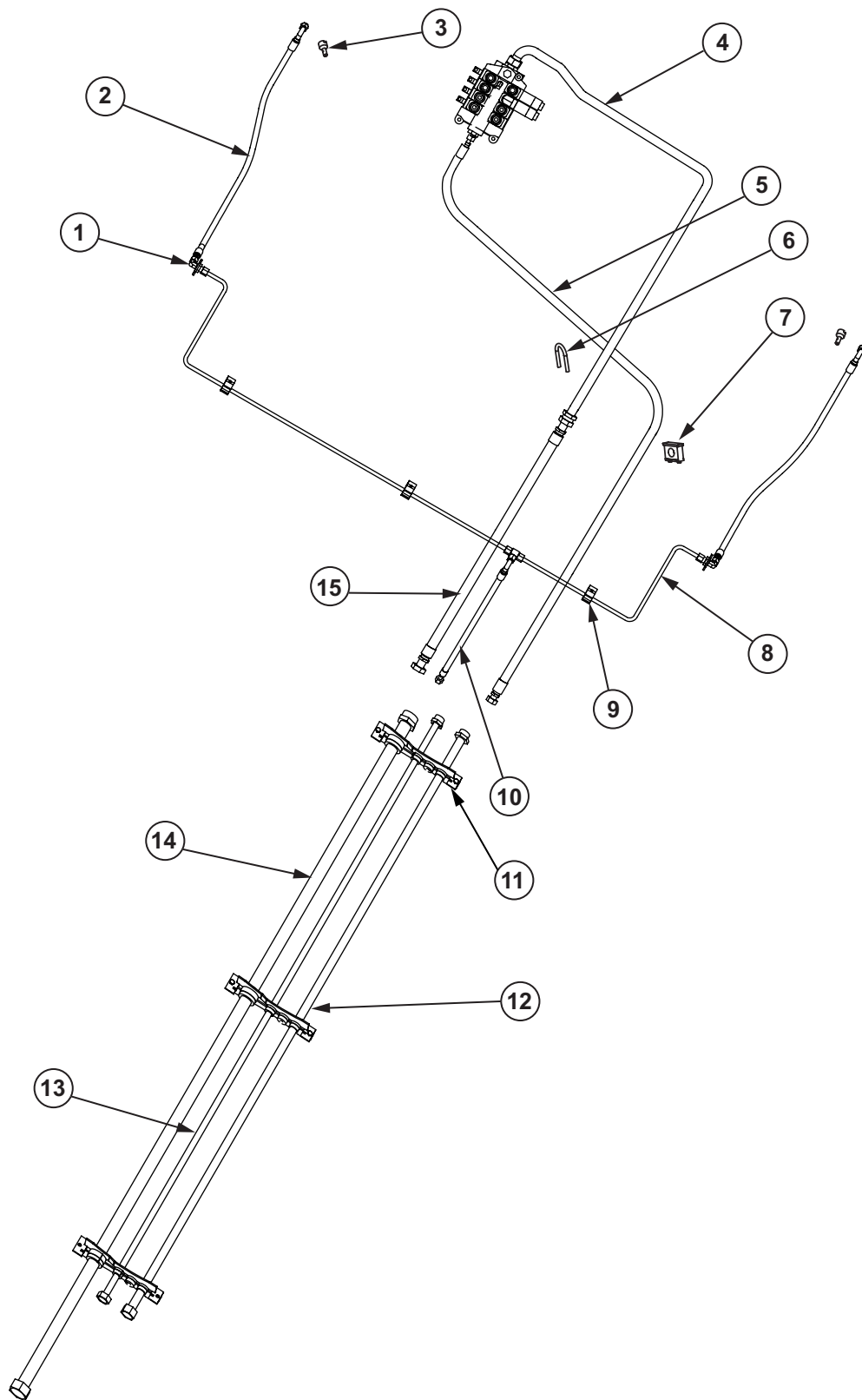


FRONT TUBING - VALVE SIDE

REF. NO.	PART NO.	DESCRIPTION	QTY.
1	709513	ASSEMBLY, Tube, Return, 1 1/4", Before Serial Number 30255	1
	711532	ASSEMBLY, Tube, Return, 1 1/4", After Serial Number 30254	1
	706611	O-RING, # 20 ORFS	1
2	709500	ASSEMBLY, Tube, Tailgate Lift, 3/4"	1
	706609	O-RING, # 12 ORFS	1
3	709057	WELDMENT, Tube Clamp	AR
	707541	BUSHING, For 1 1/4" Tube	AR
	708240	BUSHING, For 3/4" Tube	AR
	708241	BUSHING, For 1" Tube	AR
	F0277	CAPSCREW, 3/8" X 1" UNC	AR
	F3075	NUT, Elastic Stop, 3/8" UNC	AR
4	709102	BLOCK, Tubing	2
	709098	SUPPORT, Block	2
	F0575	CAPSCREW, 3/8" X 3" UNC	4
	F3075	NUT, Elastic Stop, 3/8" UNC	4
	F7250	WASHER, Flat, 3/8"	4
5	709495	ASSEMBLY, Tube, Pressure, 1"	1
	706610	O-RING, # 16 ORFS	1
6	709577	ASSEMBLY, Valve, Front Control, Alpha	1
	709529	ASSEMBLY, Valve, Front Control, Beta	1
	709622	ASSEMBLY, Valve, Front Control, Delta	1
		(See Section 5 For Breakdown of Front Control Valve)	
7	709462	ASSEMBLY, Tube, Pressure Inlet, 1"	1
	100875	SUPPORT, Tube, 1"	1
8	709527	ASSEMBLY, Tube, Push Out Cylinder	1
9	709524	ASSEMBLY, Tube, Push Out Cylinder	1
10	708237	CLAMP, Tube	3
	F0277	CAPSCREW, 3/8" X 1" UNC	3
	F3075	NUT, Elastic Stop, 3/8" UNC	3
11	709570	BRACKET	1
12	709517	ASSEMBLY, Tube, 1", Front Control Valve Return, Before Serial Number 30255	1
	711500	ASSEMBLY, Tube, 1", Front Control Valve Return, After Serial Number 30254	1
13	704818	ASSEMBLY, Hose, Push Out Cylinder	2
	706610	O-RING, # 16 ORFS	2
	103134	CONNECTOR, Straight Thread To ORFS	2
	103081-16	O-RING, # 16 Straight Thread	2
	706610	O-RING, # 16 ORFS	2

SECTION 4

TOP BODY AND TAILGATE LIFT TUBING 14, 16 AND 18 YARD



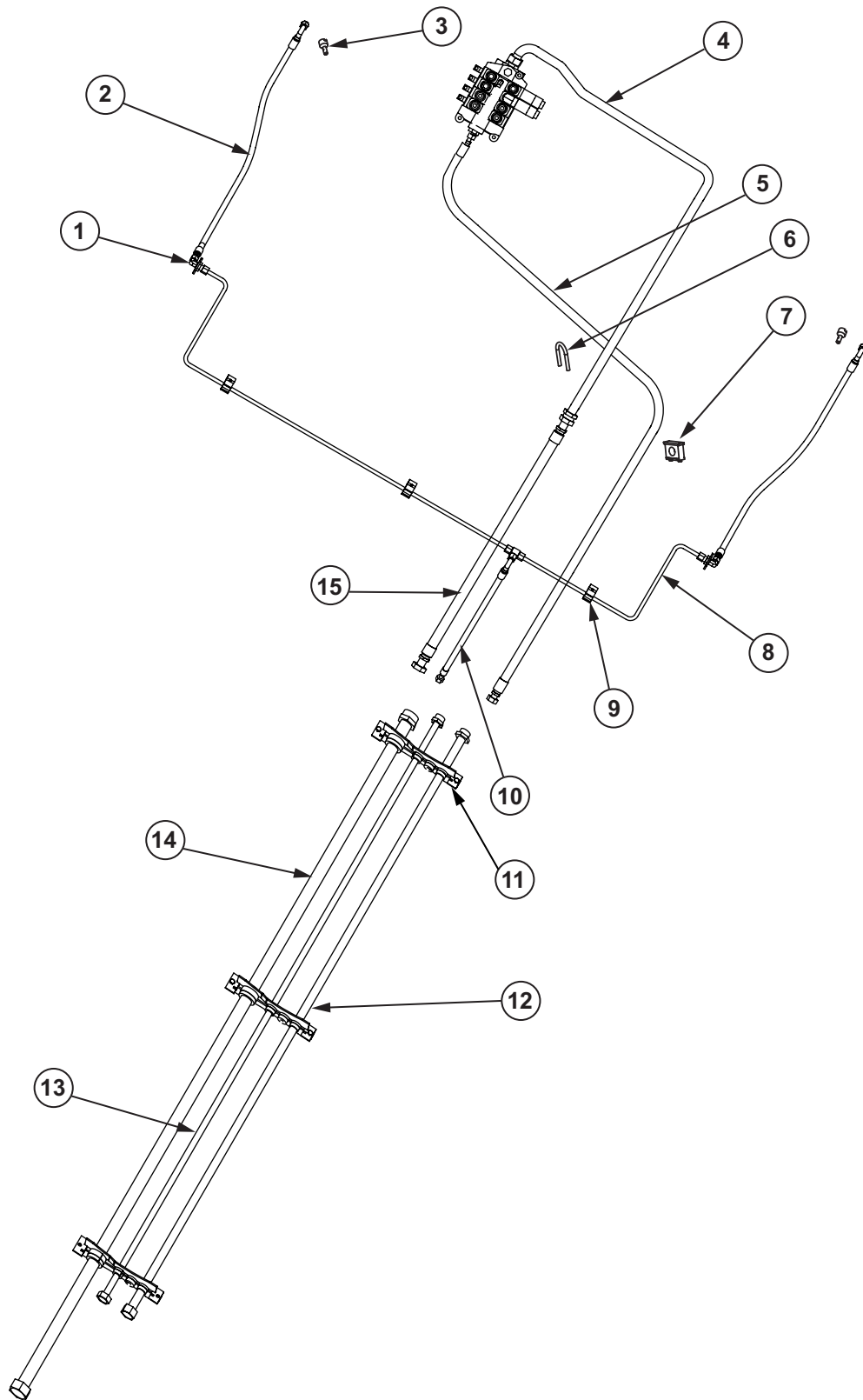
TOP BODY AND TAILGATE LIFT TUBING

14, 16 AND 18 YARD

REF. NO.	PART NO.	DESCRIPTION	QTY.
1	106777	ELBOW, Bulkhead	2
	706608	O-RING, # 8 ORFS	4
2	707901	ASSEMBLY, Hose, Tailgate Lift Cylinder	2
	704956	CONNECTOR, Straight Thread to ORFS	2
	103081-10	O-RING, # 10 Straight Thread	2
	706608	O-RING, # 8 ORFS	2
3	701845	PIN, Restriction	2
4	707727	ASSEMBLY, Tube, 1 1/4", Return	1
	706611	O-RING, # 20 ORFS	1
5	708076	ASSEMBLY, Hose, Pressure	1
6	18270	U-BOLT	1
	F3075	NUT, Elastic Stop, 3/8" UNC	2
7	100345	ASSEMBLY, Tube Support, 1 1/4"	1
	209656-11	CUSHION (Included in 100345 Assembly)	1
	107631-07	WELD PLATE (Included in 100345 Assembly)	1
	107630-07	COVER PLATE (Included in 100345 Assembly)	1
	F0555	CAPSCREW, 3/8" X 2 3/4" UNC (Included in 100345 Assembly)	2
	F7280	WASHER, 3/8" Internal Tooth (Included in 100345 Assembly)	2
8	707593	ASSEMBLY, Tube, Tailgate Lift	1
9	106986	ASSEMBLY, Tube Support	3
	100267-01	WELD PLATE	3
10	707935	ASSEMBLY, Hose, Tailgate Lift	1
11	709057	WELDMENT, Tube Clamp	AR
	707541	BUSHING, For 1 1/4" Tube	AR
	708240	BUSHING, For 3/4" Tube	AR
	708241	BUSHING, For 1" Tube	AR
	F0277	CAPSCREW, 3/8" X 1" UNC	AR
	F3075	NUT, Elastic Stop, 3/8" UNC	AR
12	708741-140	ASSEMBLY, Tube, Pressure, 14 Yard	1
	708741-160	ASSEMBLY, Tube, Pressure, 16 Yard	1
	708741-180	ASSEMBLY, Tube, Pressure, 18 Yard	1
	706610	O-RING, # 16 ORFS	1
13	708759-140	ASSEMBLY, Tube, Tailgate Lift, 14 Yard	1
	708759-160	ASSEMBLY, Tube, Tailgate Lift, 16 Yard	1
	708759-180	ASSEMBLY, Tube, Tailgate Lift, 18 Yard	1
	706609	O-RING, # 12 ORFS	1
14	709596-140	ASSEMBLY, Tube, Return, 14 Yard	1
	709596-160	ASSEMBLY, Tube, Return, 16 Yard	1
	709596-180	ASSEMBLY, Tube, Return, 18 Yard	1
	706611	O-RING, # 20 ORFS	1
15	708068	ASSEMBLY, Hose, Return	1

SECTION 4

TOP BODY AND TAILGATE LIFT TUBING 20 AND 25 YARD



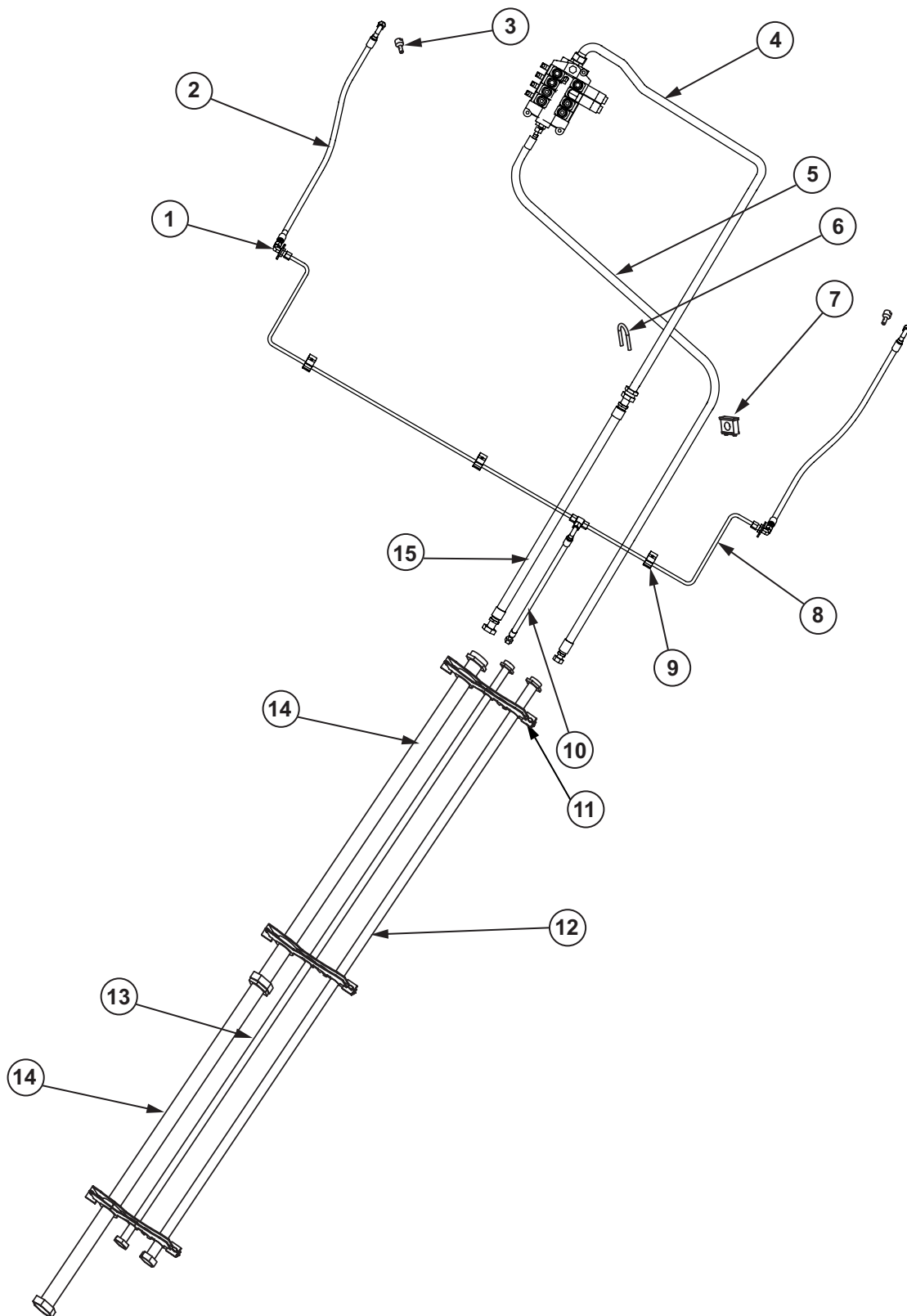
TOP BODY AND TAILGATE LIFT TUBING

20 AND 25 YARD

REF. NO.	PART NO.	DESCRIPTION	QTY.
1	106777	ELBOW, Bulkhead	2
	706608	O-RING, # 8 ORFS	4
2	707901	ASSEMBLY, Hose, Tailgate Lift Cylinder	2
	704956	CONNECTOR, Straight Thread to ORFS	2
	103081-10	O-RING, # 10 Straight Thread	2
	706608	O-RING, # 8 ORFS	2
3	701845	PIN, Restriction	2
4	707727	ASSEMBLY, Tube, 1 1/4", Return	1
	706611	O-RING, # 20 ORFS	1
5	708076	ASSEMBLY, Hose, Pressure	1
6	18270	U-BOLT	1
	F3075	NUT, Elastic Stop, 3/8" UNC	2
7	100345	ASSEMBLY, Tube Support, 1 1/4"	1
	209656-11	CUSHION (Included in 100345 Assembly)	1
	107631-07	WELD PLATE (Included in 100345 Assembly)	1
	107630-07	COVER PLATE (Included in 100345 Assembly)	1
	F0555	CAPSCREW, 3/8" X 2 3/4" UNC (Included in 100345 Assembly)	2
	F7280	WASHER, 3/8" Internal Tooth (Included in 100345 Assembly)	2
8	707593	ASSEMBLY, Tube, Tailgate Lift	1
9	106986	ASSEMBLY, Tube Support	3
	100267-01	WELD PLATE	3
10	707935	ASSEMBLY, Hose, Tailgate Lift	1
11	709057	WELDMENT, Tube Clamp	AR
	707541	BUSHING, For 1 1/4" Tube	AR
	708240	BUSHING, For 3/4" Tube	AR
	708241	BUSHING, For 1" Tube	AR
	F0277	CAPSCREW, 3/8" X 1" UNC	AR
	F3075	NUT, Elastic Stop, 3/8" UNC	AR
12	708741-200	ASSEMBLY, Tube, Pressure, 20 Yard	1
	708741-250	ASSEMBLY, Tube, Pressure, 25 Yard	1
	706610	O-RING, # 16 ORFS	1
13	708759-200	ASSEMBLY, Tube, Tailgate Lift, 20 Yard	1
	708759-250	ASSEMBLY, Tube, Tailgate Lift, 25 Yard	1
	706609	O-RING, # 12 ORFS	1
14	709596-200	ASSEMBLY, Tube, Return, 20 Yard	1
	709596-250	ASSEMBLY, Tube, Return, 25 Yard	1
	706611	O-RING, # 20 ORFS	1
15	708068	ASSEMBLY, Hose, Return	1

SECTION 4

TOP BODY AND TAILGATE LIFT TUBING 29 AND 32 YARD



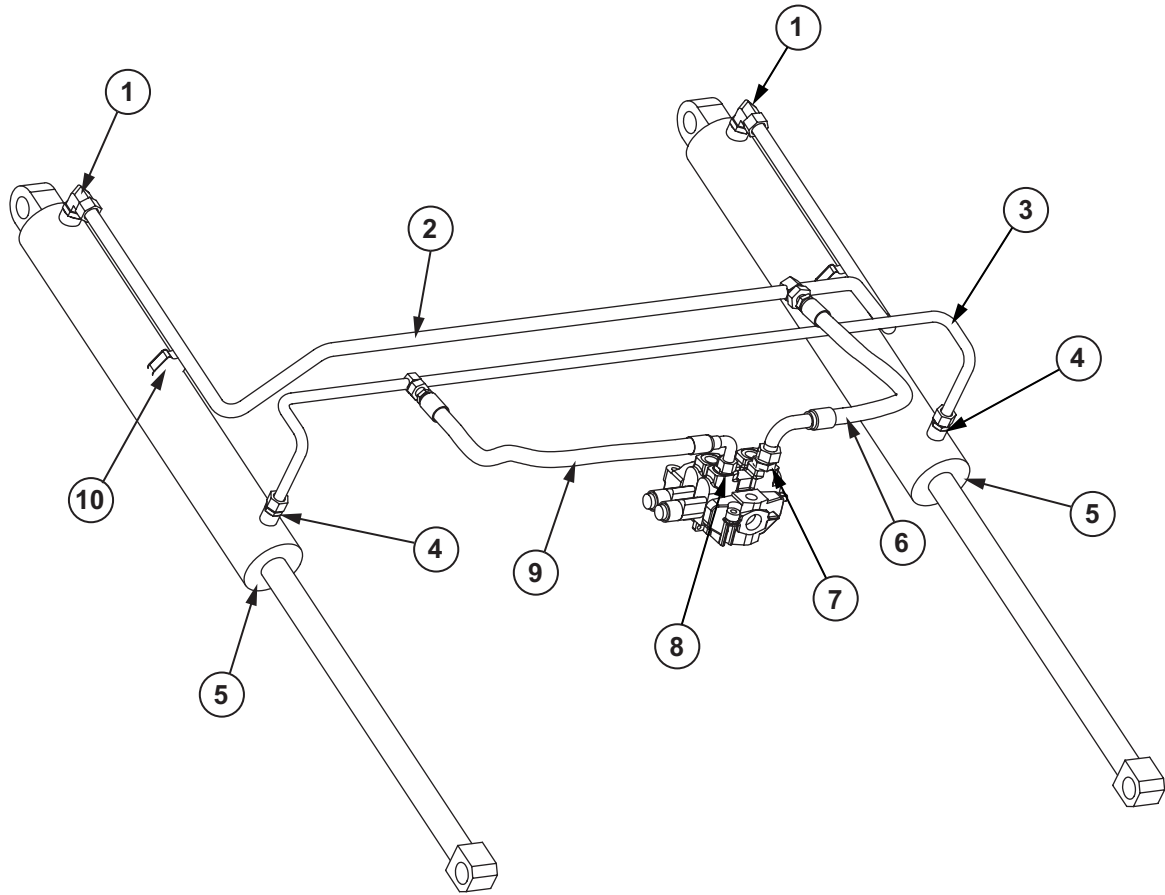
TOP BODY AND TAILGATE LIFT TUBING

29 AND 32 YARD

REF. NO.	PART NO.	DESCRIPTION	QTY.
1	106777	ELBOW, Bulkhead	2
	706608	O-RING, # 8 ORFS	4
2	707901	ASSEMBLY, Hose, Tailgate Lift Cylinder	2
	704956	CONNECTOR, Straight Thread to ORFS	2
	103081-10	O-RING, # 10 Straight Thread	2
	706608	O-RING, # 8 ORFS	2
3	701845	PIN, Restriction	2
4	707727	ASSEMBLY, Tube, 1 1/4", Return	1
	706611	O-RING, # 20 ORFS	1
5	708076	ASSEMBLY, Hose, Pressure	1
6	18270	U-BOLT	1
	F3075	NUT, Elastic Stop, 3/8" UNC	2
7	100345	ASSEMBLY, Tube Support, 1 1/4"	1
	209656-11	CUSHION (Included in 100345 Assembly)	1
	107631-07	WELD PLATE (Included in 100345 Assembly)	1
	107630-07	COVER PLATE (Included in 100345 Assembly)	1
	F0555	CAPSCREW, 3/8" X 2 3/4" UNC (Included in 100345 Assembly)	2
	F7280	WASHER, 3/8" Internal Tooth (Included in 100345 Assembly)	2
8	707593	ASSEMBLY, Tube, Tailgate Lift	1
9	106986	ASSEMBLY, Tube Support	3
	100267-01	WELD PLATE	3
10	707935	ASSEMBLY, Hose, Tailgate Lift	1
11	709057	WELDMENT, Tube Clamp	AR
	707541	BUSHING, For 1 1/4" Tube	AR
	708240	BUSHING, For 3/4" Tube	AR
	708241	BUSHING, For 1" Tube	AR
	F0277	CAPSCREW, 3/8" X 1" UNC	AR
	F3075	NUT, Elastic Stop, 3/8" UNC	AR
12	708741-290	ASSEMBLY, Tube, Pressure, 29 Yard	1
	708741-320	ASSEMBLY, Tube, Pressure, 32 Yard	1
	706610	O-RING, # 16 ORFS	1
13	708759-290	ASSEMBLY, Tube, Tailgate Lift, 29 Yard	1
	708759-320	ASSEMBLY, Tube, Tailgate Lift, 32 Yard	1
	706609	O-RING, # 12 ORFS	1
14	709596-290	ASSEMBLY, Tube, Return, 29 Yard	2
	709596-320	ASSEMBLY, Tube, Return, 32 Yard	2
	706611	O-RING, # 20 ORFS	1
15	708068	ASSEMBLY, Hose, Return	1

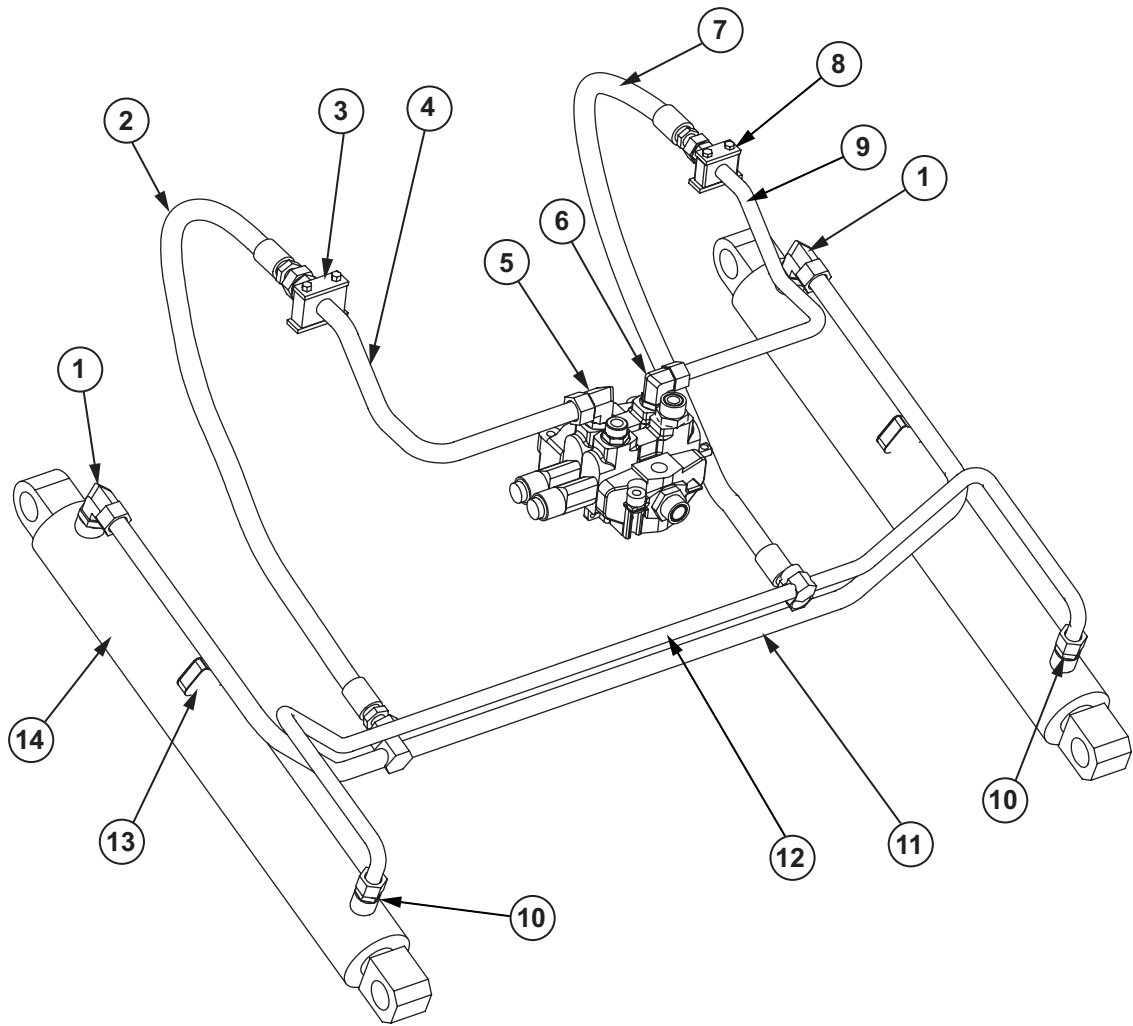
SECTION 4

CARRIER CYLINDER HYDRAULICS



REF. NO.	PART NO.	DESCRIPTION	QTY.
1	603449	ELBOW, Straight Thread To ORFS	2
	103081-20	O-RING, # 20 Straight Thread	2
	706611	O-RING, # 20 ORFS	2
2	707625	ASSEMBLY, Tube, Carrier Cylinder Case End	1
	706611	O-RING, # 20 ORFS	1
3	707624	ASSEMBLY, Tube, Carrier Cylinder Rod End	1
	706610	O-RING, # 16 ORFS	1
4	704330	CONNECTOR, Straight Thread To ORFS	2
	103081-16	O-RING, # 16 Straight Thread	2
	706610	O-RING, # 16 ORFS	2
5	713764	ASSEMBLY, Cylinder	2
6	707835	ASSEMBLY, Hose, Carrier Cylinder Case End	1
7	707657	CONNECTOR, Straight Thread To ORFS	1
	103081-20	O-RING, # 20 Straight Thread	1
	706611	O-RING, # 20 ORFS	1
8	103134	CONNECTOR, Straight Thead To ORFS	1
	103081-16	O-RING, # 16 Straight Thread	1
	706610	O-RING, # 16 ORFS	1
9	707829	ASSEMBLY, Hose, Carrier Cylinder Rod End	1
10	307087	TUBE REST	2
	2127-0021A	CLAMP	2

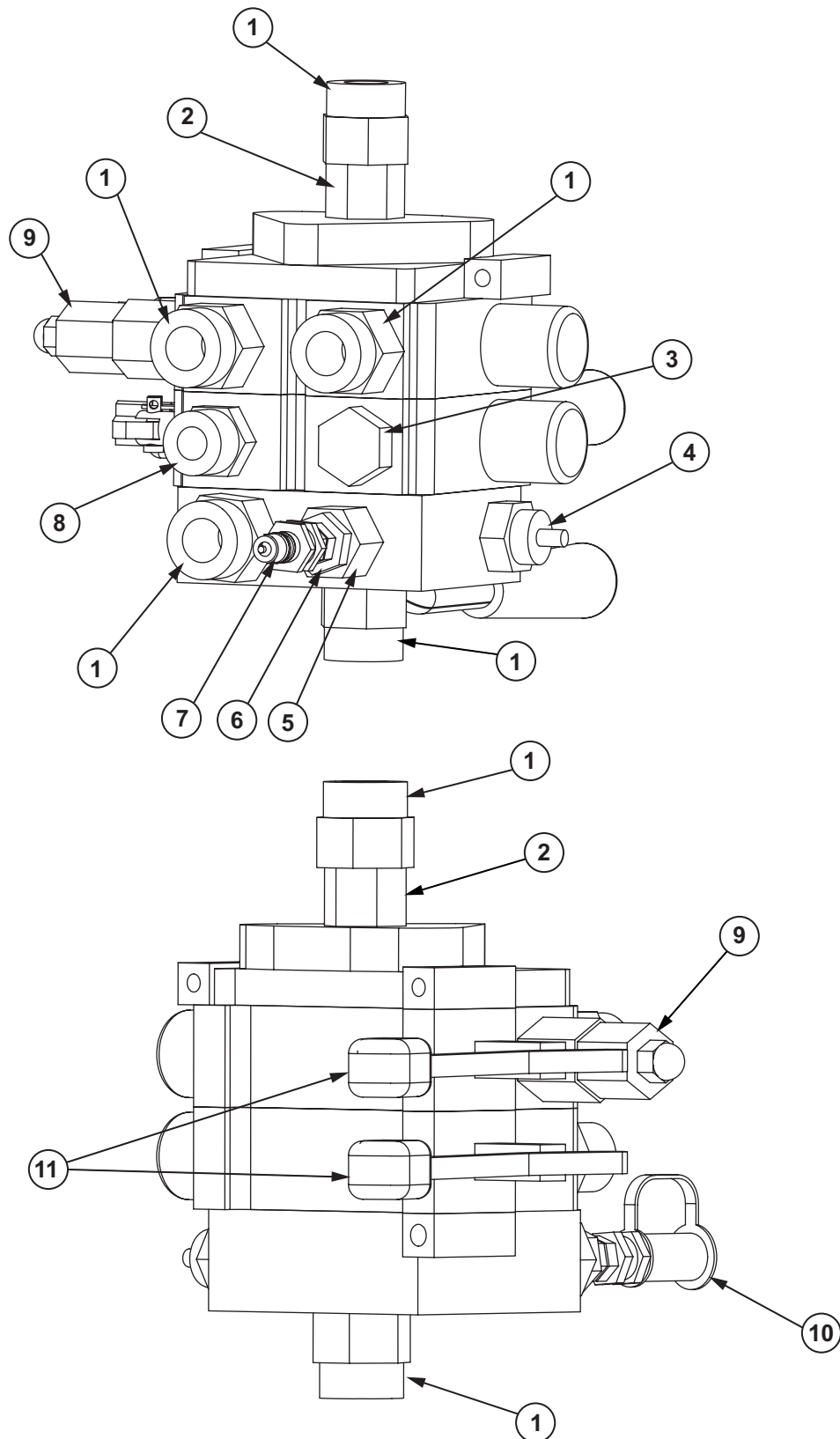
PACKER CYLINDER HYDRAULICS



PACKER CYLINDER HYDRAULICS

REF. NO.	PART NO.	DESCRIPTION	QTY.
1	603449	ELBOW, Straight Thread To ORFS	2
	103081-20	O-RING, # 20 Straight Thread	2
	706611	O-RING, # 20 ORFS	2
2	707846	ASSEMBLY, Hose, Packer Cylinder Case End	1
3	100345	ASSEMBLY, Tube Support, 1 1/4"	1
	209656-11	CUSHION (Included In 100345 Assembly)	1
	107631-07	WELD PLATE (Included In 100345 Assembly)	1
	107630-07	COVER PLATE (Included In 100345 Assembly)	1
	F0555	CAPSCREW, 3/8" X 2 3/4" UNC (Included In 100345 Assembly)	2
	F7280	WASHER, 3/8" Internal Tooth (Included In 100345 Assembly)	2
4	707726	ASSEMBLY, Tube, Packer Cylinder Case End	1
	706611	O-RING, # 20 ORFS	2
5	702997	ELBOW, Straight Thread To ORFS	1
	103081-16	O-RING, # 16 Straight Thread	1
	706611	O-RING, # 20 ORFS	1
6	103130	ELBOW, Straight Thread To ORFS	1
	103081-16	O-RING, # 16 Straight Thread	1
	706610	O-RING, # 16 ORFS	1
7	707850	ASSEMBLY, Hose, Packer Cylinder Rod End	1
8	100875	ASSEMBLY, Tube Support, 1"	1
	209656-10	CUSHION (Included In 100875 Assembly)	1
	107631-06	WELD PLATE (Included In 100875 Assembly)	1
	107630-06	COVER PLATE (Included In 100875 Assembly)	1
	F0500	CAPSCREW, 3/8" X 2 1/4" UNC (Included In 100875 Assembly)	2
	F7280	WASHER, 3/8" Internal Tooth (Included In 100875 Assembly)	2
9	707725	ASSEMBLY, Tube, Packer Cylinder Rod End	1
	706610	O-RING, # 16 ORFS	1
10	103134	CONNECTOR, Straight Thread To ORFS	2
	103081-16	O-RING, # 16 Straight Thread	2
	706610	O-RING, # 16 ORFS	2
11	707623	ASSEMBLY, Tube, Packer Cylinder Case End	1
12	707622	ASSEMBLY, Tube, Packer Cylinder Rod End	1
13	307087	TUBE REST	2
	2127-0174A	CLAMP	2
14	713757	ASSEMBLY, Cylinder, Packer, Alpha	2

FRONT CONTROL VALVE (FVC) INSTALLATION

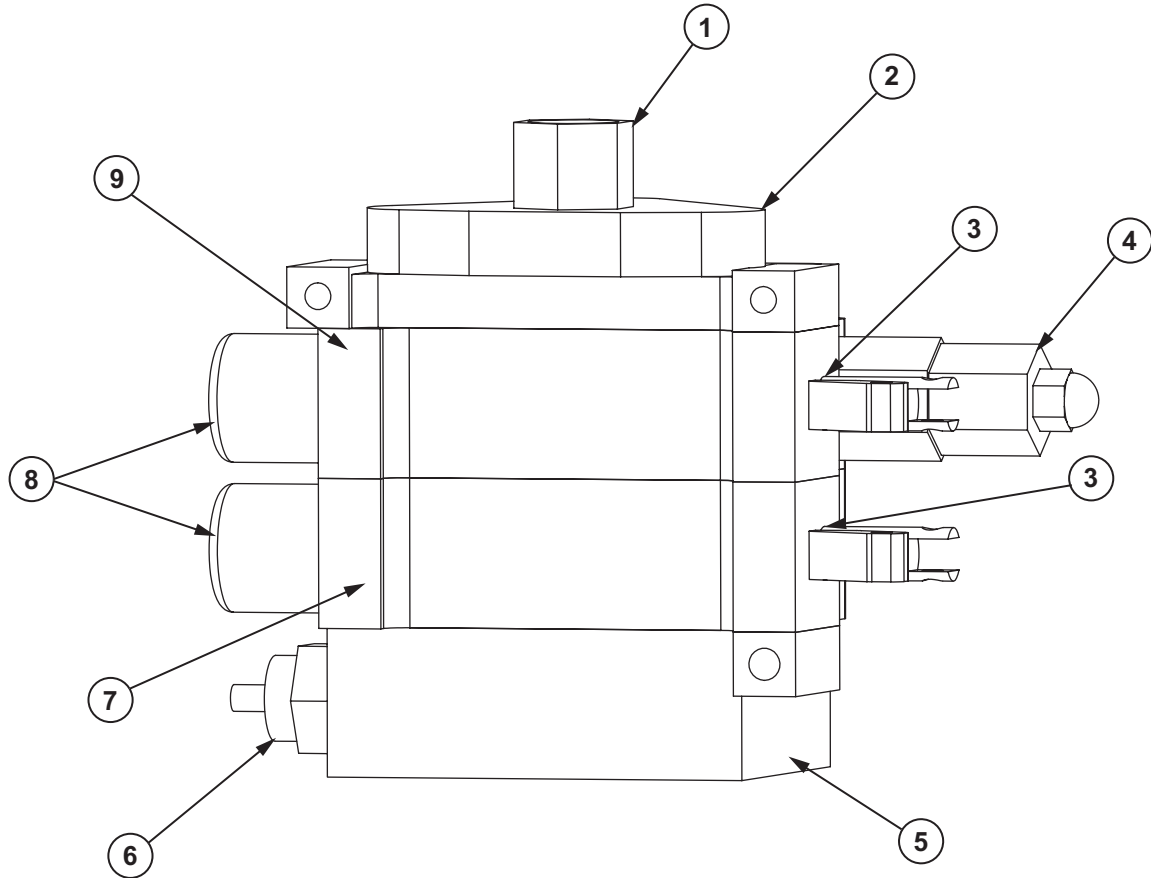


FRONT CONTROL VALVE (FVC) INSTALLATION

REF. NO.	PART NO.	DESCRIPTION	QTY.
1	704617	CONNECTOR, Straight Thread To ORFS	5
	103081-12	O-RING, # 12 Straight Thread	5
	706610	O-RING # 16 ORFS	5
2	940007	SLEEVE, Power Beyond	1
3	NSS	PLUG, # 12 Straight Thread	1
	103081-12	O-RING, # 12 Straight Thread	1
4	940046	CARTRIDGE, Main Relief	1
	950038	KIT, Seal, Main Relief Cartridge	1
5	707500	CONNECTOR, Straight Thread	1
	103081-12	O-RING, # 12 Straight Thread	1
6	705321	CONNECTOR, Straight Thread	1
	103081-10	O-RING, # 10 Straight Thread	1
7	705323	NIPPLE, Test	1
	103081-06	O-RING, # 6 Straight Thread	1
8	704810	CONNECTOR, Straight Thread To ORFS	1
	103081-12	O-RING, # 12 Straight Thread	1
	706609	O-RING, # 12 ORFS	1
9	108766	CARTRIDGE ,Resistance	1
10	102823	CAP, Dust	1
11	108295	KIT, Handle	2
	709577	ASSEMBLY, Valve, Alpha (Includes Fitting and Handles)	1
	709579	ASSEMBLY, Valve Only, Alpha (Includes Items 4 and 9)	1

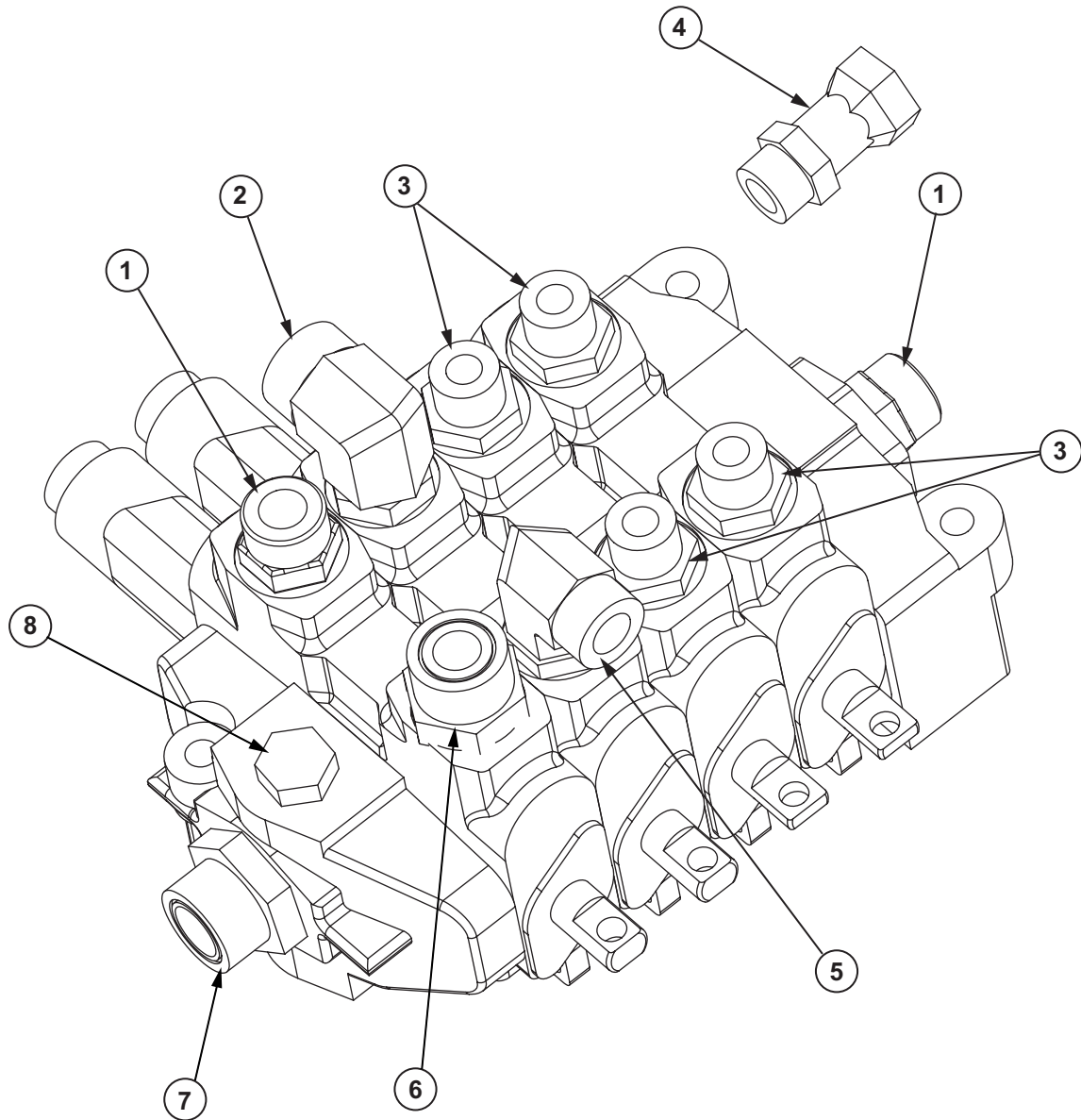
SECTION 5

FRONT CONTROL VALVE



REF. NO.	PART NO.	DESCRIPTION	QTY.
1	940007	SLEEVE, Power Beyond	1
2	NSS	COVER, Outlet	1
3	950006	KIT, Spool Seal	2
4		CARTRIDGE, Resistance, Alpha	1
		CARTRIDGE, Resistance, Beta	1
		CARTRIDGE, Resistance, Delta	1
	950029	KIT, Seal, Resistance Cartridge	1
5	NSS	COVER, Inlet	1
6	940046	CARTRIDGE, Main Relief	1
	950038	KIT, Seal, Main Relief Cartridge	1
7	940012	SECTION, Valve, Tailgate Lift	1
8	940043	BONNET	2
9	940014	SECTION, Pushout	1
	601100	KIT, Seal, Between Sections	AR
	950025	KIT, Seal, Complete	1
	940011	KIT, Stud	1
	709579	VALVE, Front Control, Alpha	1

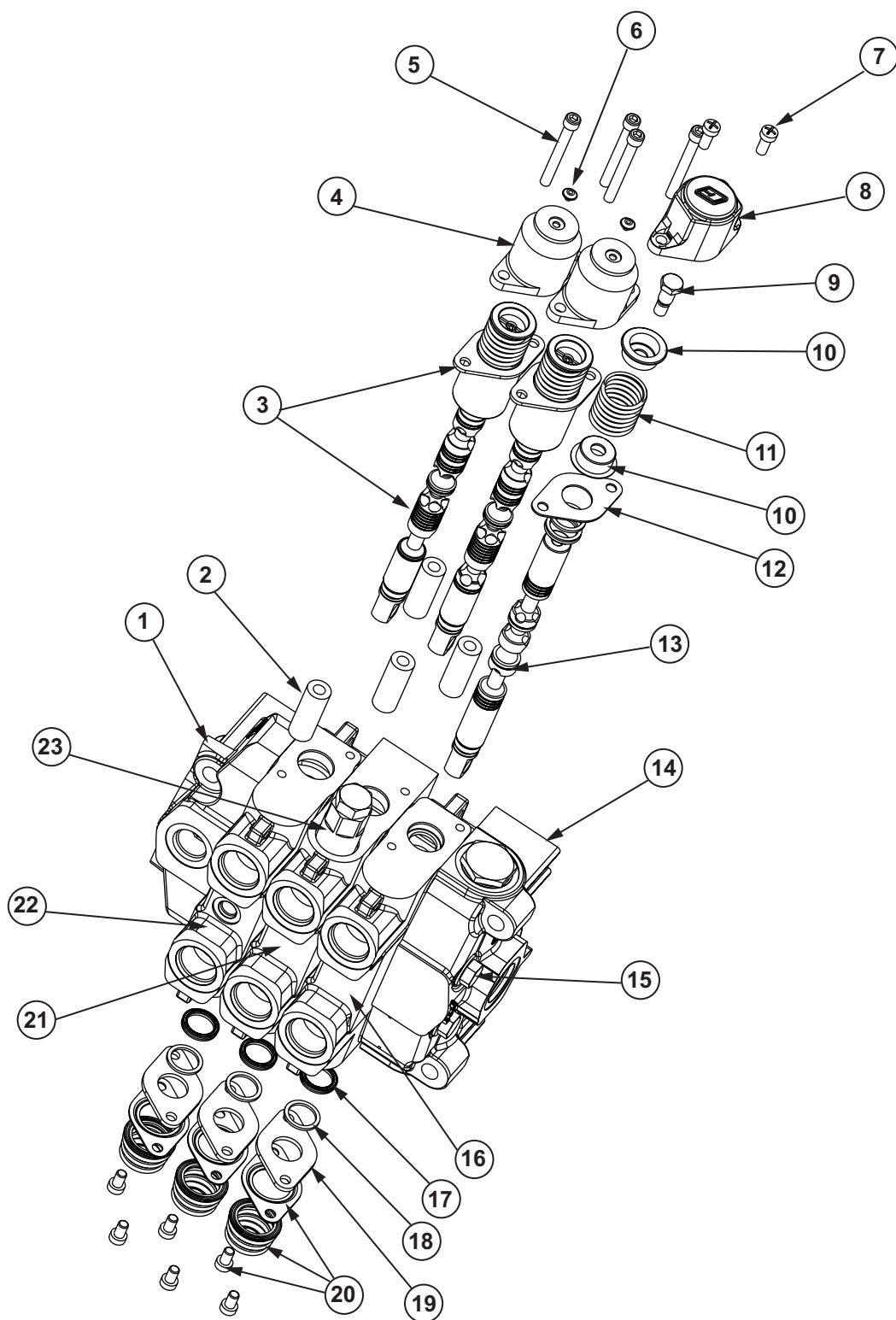
MAIN CONTROL VALVE (MCV) INSTALLATION



MAIN CONTROL VALVE (MCV) INSTALLATION

REF. NO.	PART NO.	DESCRIPTION	QTY.
1	103134	FITTING, Straight Thread to ORFS	2
	103081-16	O-RING, # 16 Straight Thread	2
	706610	O-RING, # 16 ORFS	2
2	702997	ELBOW, Straight Thread to ORFS	1
	103081-16	O-RING, # 16 Straight Thread	1
	706611	O-RING, # 20 ORFS	1
3	704333	FITTING, Straight Thread to ORFS	4
	103081-12	O-RING, # 12 Straight Thread	4
	706610	O-RING, # 16 ORFS	4
4	707728	FITTING, Straight Thread to ORFS (With Tippers Only)	1
	103081-16	O-RING, # 16 Straight Thread	1
	706610	O-RING, # 16 ORFS	1
5	103130	ELBOW, Straight Thread to ORFS	1
	103081-16	O-RING, # 16 Straight Thread	1
	706610	O-RING, # 16 ORFS	1
6	707657	FITTING, Straight Thread to ORFS	1
	103081-16	O-RING, # 16 Straight Thread	1
	706611	O-RING, # 20 ORFS	1
7	603247	FITTING, Straight Thread to ORFS	1
	103081-24	O-RING, # 24 Straight Thread	1
	706611	O-RING, # 20 ORFS	1
8	16216	PLUG	1
	103081-12	O-RING, # 12 Straight Thread	1
	702999	BRACKET, Valve Mounting (Not Shown)	1
	F1200	CAPSCREW, 1/2" X 4 1/4" UNC	3
	F3350	NUT, 1/2" UNC	3
	F7975	WASHER, Lock, 1/2"	3
	F7375	WASHER, Flat, 1/2"	3
	703785	ASSEMBLY, Main Control Valve, 2 Section, Alpha (Includes Fittings and Mounting Bracket)	1
	703784	ASSEMBLY, Main Control Valve, 3 Section, Alpha (Includes Fittings and Mounting Bracket)	1
	703009	ASSEMBLY, Main Control Valve, 4 Section, Alpha (Includes Fittings and Mounting Bracket)	1

MAIN CONTROL VALVE (MCV)

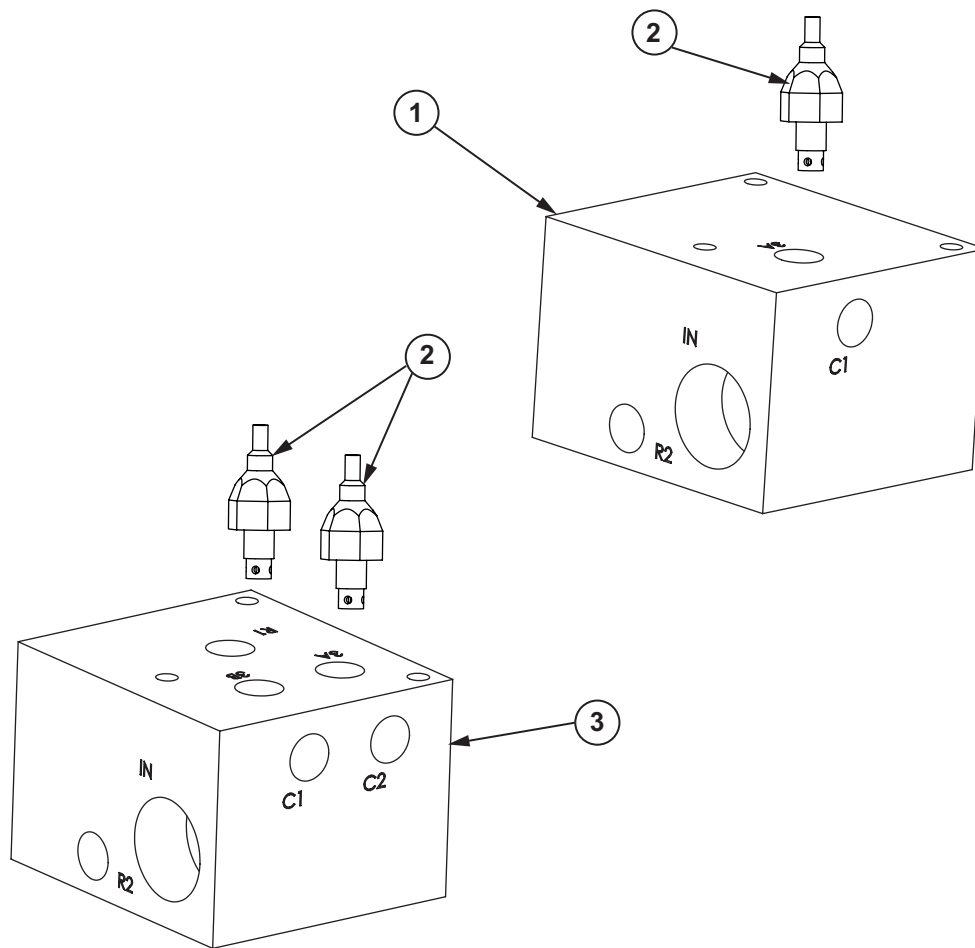


MAIN CONTROL VALVE (MCV)

REF. NO.	PART NO.	DESCRIPTION	QTY.
1		COVER, Outlet	1
2	710218	TUBE	4
3	710229	KIT, Spool, Carrier (Includes Spool, KO Assembly)	1
	710220	KIT, Spool, Packer (Includes Spool, KO Assembly)	1
4	710227	CAP, Packer and Carrier Spools	2
5	710223	SCREW, Carrier and Packer Spools	4
6	710225	PLUG	2
7	710207	SCREW, Accessory Spool	2
8	710216	CAP, Accessory Spool	1
9	710192	BOLT, Retaining	1
10	710197	RETAINER, Spring Accessory Spool	2
11	710199	SPRING, Accessory Spool	1
12	710214	PLATE, Retainer	1
13	709787	KIT, Spool, Accessory (Includes Spool, Spring, Seals)	1
14		COVER, Inlet	1
15	709779	ASSEMBLY, Stud, 2 Section	4
	709780	ASSEMBLY, Stud, 3 Section	4
	709781	ASSEMBLY, Stud, 4 Section	4
16	709782	SECTION, Valve (Accessory)	AR
	709794	KIT, Seal (Accessory Section)	AR
	703700	CARTRIDGE, Port Relief, 1700 PSI (Not Shown)	1
17	709790	SEAL, Spool (2 per Spool)	AR
18	709791	RING, Back Up (2 per Spool)	AR
19	710212	PLATE, Retainer	1
20	710777	BOOT	1
	710188	SCREW	2
	710190	PLATE, Retainer	1
21	709783	SECTION, Valve (Packer)	1
	709795	KIT, Seal (Packer Section)	1
22	709784	SECTION, Valve (Carrier)	1
	709795	KIT, Seal (Carrier Section)	1
23	709876	CARTRIDGE, Port Relief, 3700 PSI (Packer)	1
	702880	VALVE, Main Control, 2 Section, Alpha	1
	702894	VALVE, Main Control, 3 Section, Alpha	1
	702896	VALVE, Main Control, 4 Section, Alpha	1

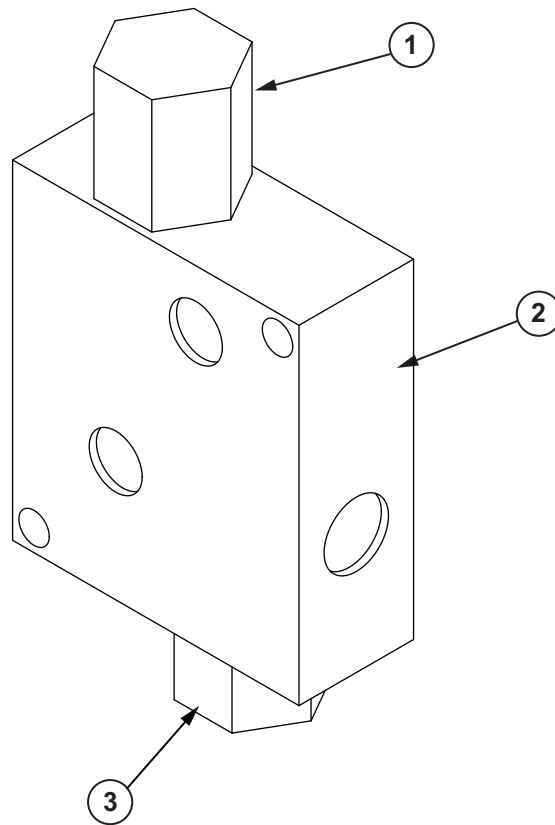
SECTION 5

VALVE - TIPPER DIVERTER



REF. NO.	PART NO.	DESCRIPTION	QTY.
1	705522	VALVE, Diverter, Single Tipper (Does Not Include Item 2)	1
2	722795	CARTRIDGE, Flow, 1 to 10 GPM	AR
3	705524	VALVE, Diverter, Dual Tipplers (Does Not Include Item 2)	1

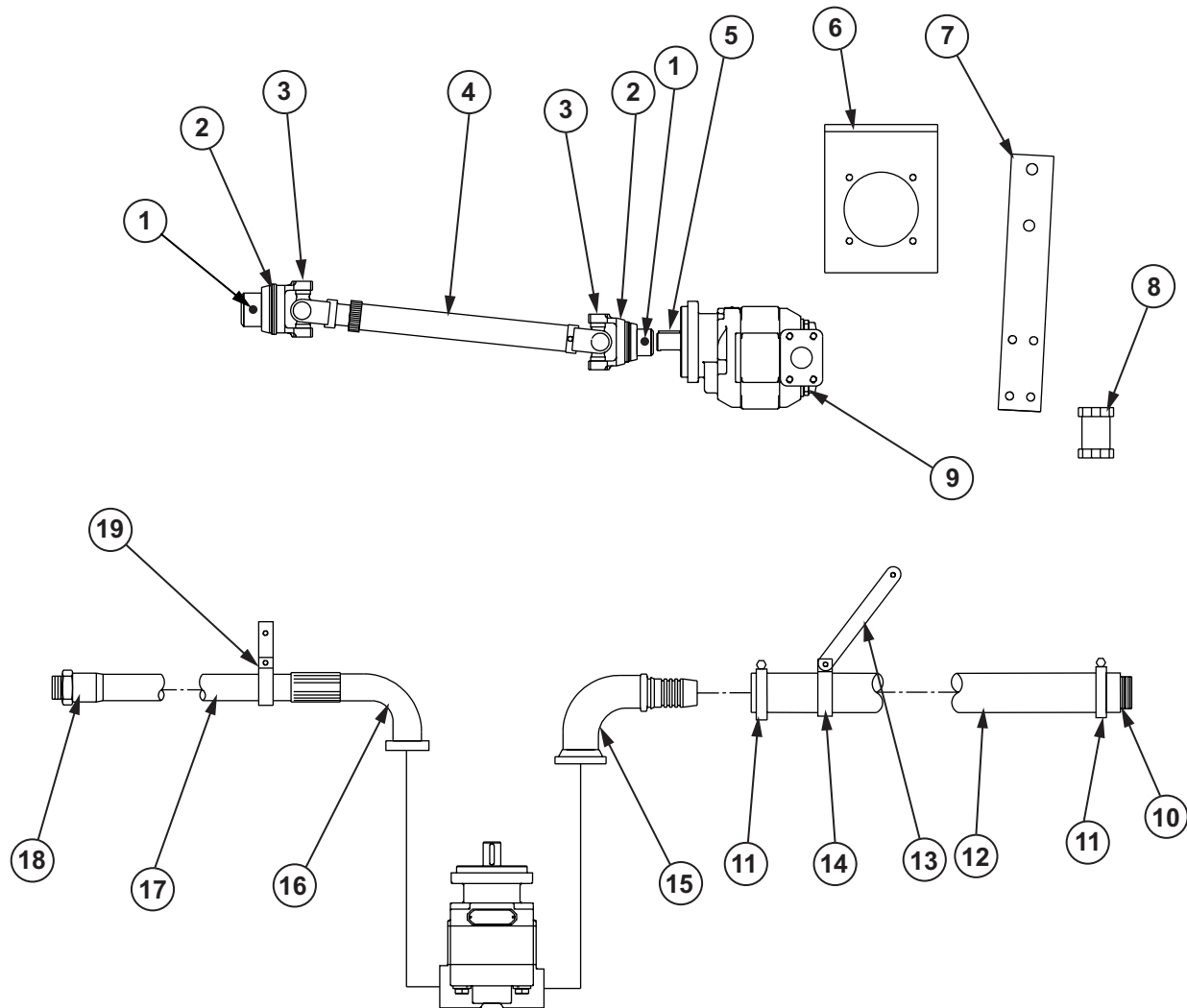
CONTAINER LIFT CYLINDER FLOW VALVE - 306073



REF. NO.	PART NO.	DESCRIPTION	QTY.
1	602895	CARTRIDGE, Flow Control, Extend	1
2	NSS	BODY, Valve	1
3	940112	CARTRIDGE, Flow Control, Retract	1
	306073	ASSEMBLY, Valve, With Cartridges	1

SECTION 6

REMOTE PUMP INSTALLATION - 706985 CLOCKWISE ROTATION

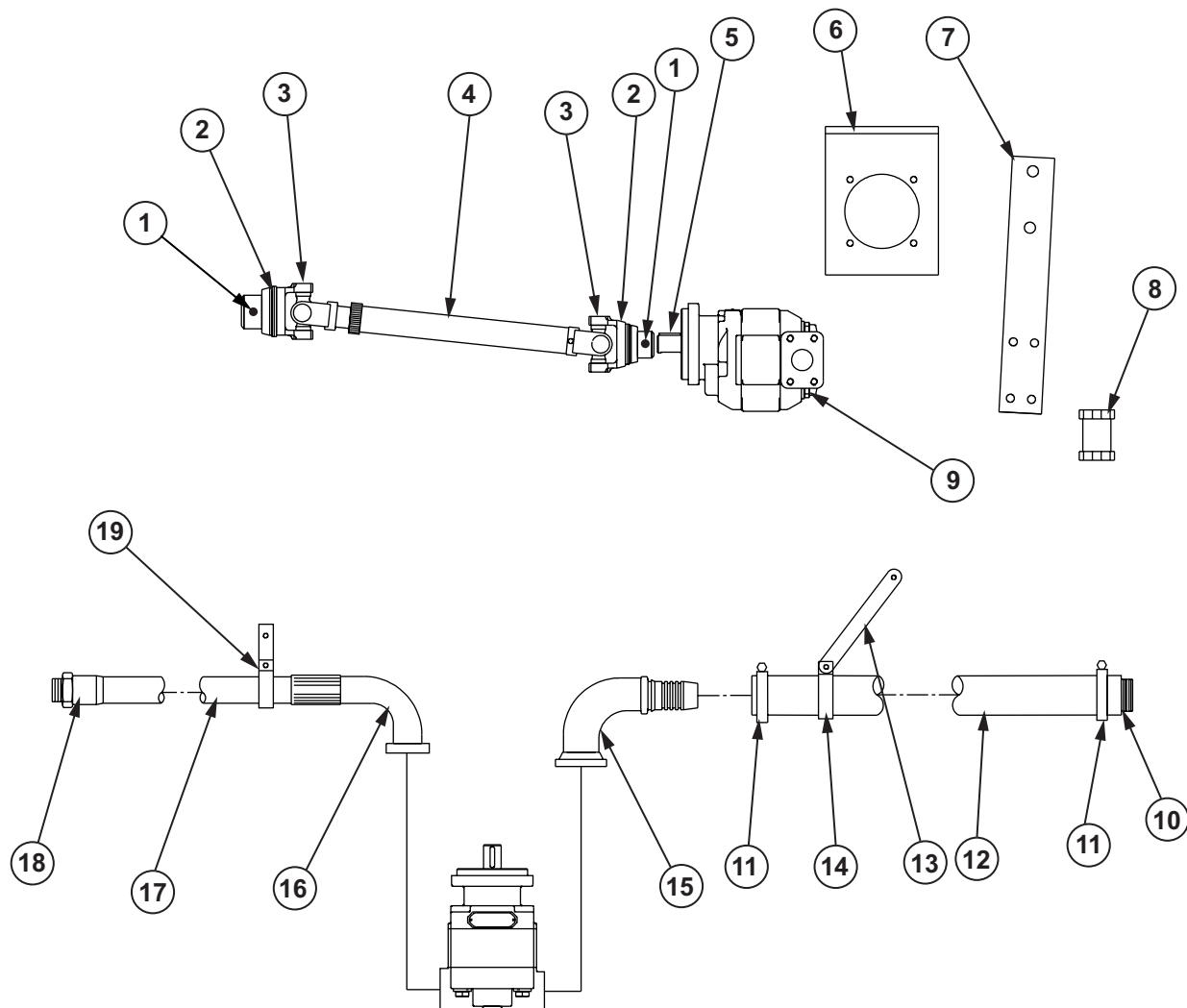


REMOTE PUMP INSTALLATION - 706985 CLOCKWISE ROTATION

REF. NO.	PART NO.	DESCRIPTION	QTY.
1	F4730	SET SCREW, 3/8" X 3/8" UNC	2
2	100002	YOKE	2
3	100878	KIT, Journal and Bearing	2
4	36717	SHAFT, Unwelded (Does Not Include Item 2)	1
	106457	ASSEMBLY, Driveshaft, Heavy Duty, Unwelded (Includes Items 2, 3 and 4)	1
5	J0139	KEY	2
6	18400	BRACKET, Pump, Foot Mount	1
	F1037	CAPSCREW, 1/2" X 2" UNC	4
	F3350	NUT, 1/2" UNC	4
	F7975	WASHER, Lock, 1/2"	4
7	P-16-470-1	BRACKET, Mounting, 15"	1
	F1037	CAPSCREW, 1/2" X 2" UNC	4
	F3350	NUT, 1/2" UNC	4
	F7975	WASHER, Lock, 1/2"	4
8	P-16-1147	WELDMENT, Pump Bracket	1
9	705911	PUMP, Clockwise Rotation	1
10	SR-8580	ADAPTER, Suction Hose	1
11	17913	CLAMP, Hose	2
12	J0132	HOSE, Suction, 2" ID	AR
13	209230	BRACKET	2
	F4375	CAPSCREW, 5/16" X 2" UNC, Square Head	2
	F2850	NUT, 5/16" UNC	2
	F7200	WASHER, Flat, 5/16"	2
	F7775	WASHER, Lock, 5/16"	2
14	302635	CLAMP	2
	F4350	MACHINE SCREW, 1/4" X 2 3/4" UNC	2
	F2740	NUT, 1/4" UNC	2
	F7100	WASHER, Flat, 1/4"	2
	F7750	WASHER, Lock, 1/4"	2
15	101242	ELBOW, 2" Hose, 2" Flange	1
	101240	KIT, Flange	1
16	706752	ELBOW, 1 1/2" Flange	1
	106350	KIT, Flange	1
17	109191	HOSE, 1"	AR
	17627	GUARD, Hose	AR
18	705269	FITTING, Hose # 16 ORFS	1
	706610	O-RING, # 16 ORFS	1
		NOTE: Items 15 Through 18 are Not Assembled. Before Ordering Pressure Hose, Verify Length and Contact Leach Customer Support Service Department to Have Hose Assembled.	
19	TW-1116-2	SUPPORT, Hose	1
	F4375	CAPSCREW, 5/16" X 2" UNC, Square Head	1
	F2850	NUT, 5/16" UNC	1
	F7200	WASHER, Flat, 5/16"	1
	F7775	WASHER, Lock, 5/16"	1
	F4350	MACHINE SCREW, 1/4" X 2 3/4" UNC	1
	F2740	NUT, 1/4" UNC	1
	F7100	WASHER, Flat, 1/4"	1
	F7750	WASHER, Lock, 1/4"	1

SECTION 6

REMOTE PUMP INSTALLATION - 709338 COUNTER CLOCKWISE ROTATION



REMOTE PUMP INSTALLATION - 709338

COUNTER CLOCKWISE ROTATION

REF. NO.	PART NO.	DESCRIPTION	QTY.
1	F4730	SET SCREW, 3/8" X 3/8" UNC	2
2	100002	YOKE	2
3	100878	KIT, Journal and Bearing	2
4	36717	SHAFT, Unwelded (Does Not Include Item 2)	1
	106457	ASSEMBLY, Driveshaft, Heavy Duty, Unwelded (Includes Items 2, 3 and 4)	1
5	J0139	KEY	2
6	18400	BRACKET, Pump, Foot Mount	1
	F1037	CAPSCREW, 1/2" X 2" UNC	4
	F3350	NUT, 1/2" UNC	4
	F7975	WASHER, Lock, 1/2"	4
7	P-16-470-1	BRACKET, Mounting, 15"	1
	F1037	CAPSCREW, 1/2" X 2" UNC	4
	F3350	NUT, 1/2" UNC	4
	F7975	WASHER, Lock, 1/2"	4
8	P-16-1147	WELDMENT, Pump Bracket	1
9	705754	PUMP, Counter Clockwise Rotation	1
10	SR-8580	ADAPTER, Suction Hose	1
11	17913	CLAMP, Hose	2
12	J0132	HOSE, Suction, 2" ID	AR
13	209230	BRACKET	2
	F4375	CAPSCREW, 5/16" X 2" UNC, Square Head	2
	F2850	NUT, 5/16" UNC	2
	F7200	WASHER, Flat, 5/16"	2
	F7775	WASHER, Lock, 5/16"	2
14	302635	CLAMP	2
	F4350	MACHINE SCREW, 1/4" X 2 3/4" UNC	2
	F2740	NUT, 1/4" UNC	2
	F7100	WASHER, Flat, 1/4"	2
	F7750	WASHER, Lock, 1/4"	2
15	101242	ELBOW, 2" Hose, 2" Flange	1
	101240	KIT, Flange	1
16	706752	ELBOW, 1 1/2" Flange	1
	106350	KIT, Flange	1
17	109191	HOSE, 1"	AR
	17627	GUARD, Hose	AR
18	705269	FITTING, Hose # 16 ORFS	1
	706610	O-RING, # 16 ORFS	1
		NOTE: Items 15 Through 18 are Not Assembled . Before Ordering Pressure Hose, Verify Length and Contact Leach Customer Support Service Department to Have Hose Assembled.	
19	TW-1116-2	SUPPORT, Hose	1
	F4375	CAPSCREW, 5/16" X 2" UNC, Square Head	1
	F2850	NUT, 5/16" UNC	1
	F7200	WASHER, Flat, 5/16"	1
	F7775	WASHER, Lock, 5/16"	1
	F4350	MACHINE SCREW, 1/4" X 2 3/4" UNC	1
	F2740	NUT, 1/4" UNC	1
	F7100	WASHER, Flat, 1/4"	1
	F7750	WASHER, Lock, 1/4"	1

REMOTE PUMP INSTALLATION - 707821, P-75 COUNTER CLOCKWISE ROTATION

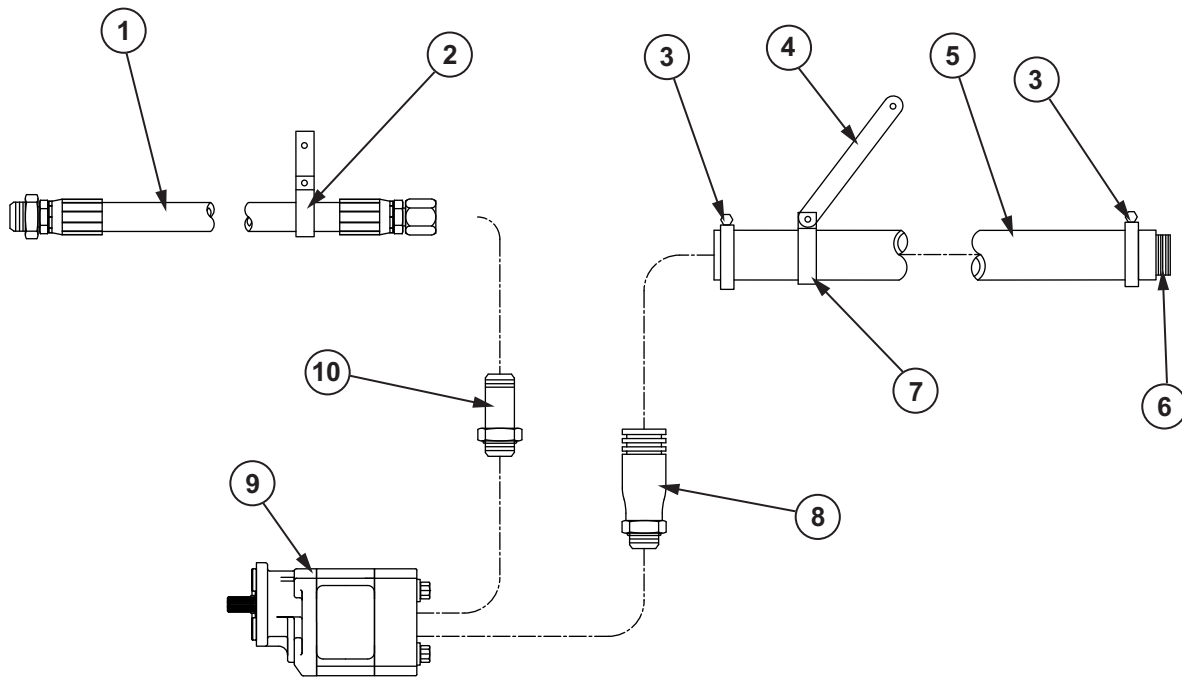


REMOTE PUMP INSTALLATION - 707821, P-75 COUNTER CLOCKWISE ROTATION

REF. NO.	PART NO.	DESCRIPTION	QTY.
1	F4730	SET SCREW, 3/8" X 3/8" UNC	2
2	100002	YOKE	2
3	100878	KIT, Journal and Bearing	2
4	36717	SHAFT, Unwelded (Does Not Include Item 2)	1
	106457	ASSEMBLY, Driveshaft, Heavy Duty, Unwelded (Includes Items 2, 3 and 4)	1
5	J0139	KEY	2
6	18400	BRACKET, Pump, Foot Mount	1
	F1037	CAPSCREW, 1/2" X 2" UNC	4
	F3350	NUT, 1/2" UNC	4
	F7975	WASHER, Lock, 1/2"	4
7	P-16-470-2	BRACKET, Mounting, 15"	1
	F1037	CAPSCREW, 1/2" X 2" UNC	4
	F3350	NUT, 1/2" UNC	4
	F7975	WASHER, Lock, 1/2"	4
8	40666	PUMP, Counter Clockwise Rotation	1
9	SR-8580	ADAPTER, Suction Hose	1
10	17913	CLAMP, Hose	2
11	J0132	HOSE, Suction, 2" ID	AR
12	209230	BRACKET	2
	F4375	CAPSCREW, 5/16" X 2" UNC, Square Head	2
	F2850	NUT, 5/16" UNC	2
	F7200	WASHER, Flat, 5/16"	2
	F7775	WASHER, Lock, 5/16"	2
13	302635	CLAMP	2
	F4350	MACHINE SCREW, 1/4" X 2 3/4" UNC	2
	F2740	NUT, 1/4" UNC	2
	F7100	WASHER, Flat, 1/4"	2
	F7750	WASHER, Lock, 1/4"	2
14	101242	ELBOW, 2" Hose, 2" Flange	1
	101240	KIT, Flange	1
15	109192	ELBOW, 1 1/2" Flange	1
	101239	KIT, Flange	1
16	109191	HOSE, 1"	AR
	17627	GUARD, Hose	AR
17	705269	FITTING, Hose # 16 ORFS	1
	706610	O-RING, # 16 ORFS	1
		NOTE: Items 15 Through 17 are Not Assembled. Before Ordering Pressure Hose, Verify Length and Contact Leach Customer Support Service Department to Have Hose Assembled.	
18	TW-1116-2	SUPPORT, Hose	1
	F4375	CAPSCREW, 5/16" X 2" UNC, Square Head	1
	F2850	NUT, 5/16" UNC	1
	F7200	WASHER, Flat, 5/16"	1
	F7775	WASHER, Lock, 5/16"	1
	F4350	MACHINE SCREW, 1/4" X 2 3/4" UNC	1
	F2740	NUT, 1/4" UNC	1
	F7100	WASHER, Flat, 1/4"	1
	F7750	WASHER, Lock, 1/4"	1

SECTION 6

MARRIED PTO PUMP MOUNTING - 705271 COMMERCIAL P-50 WITH REAR PORTS

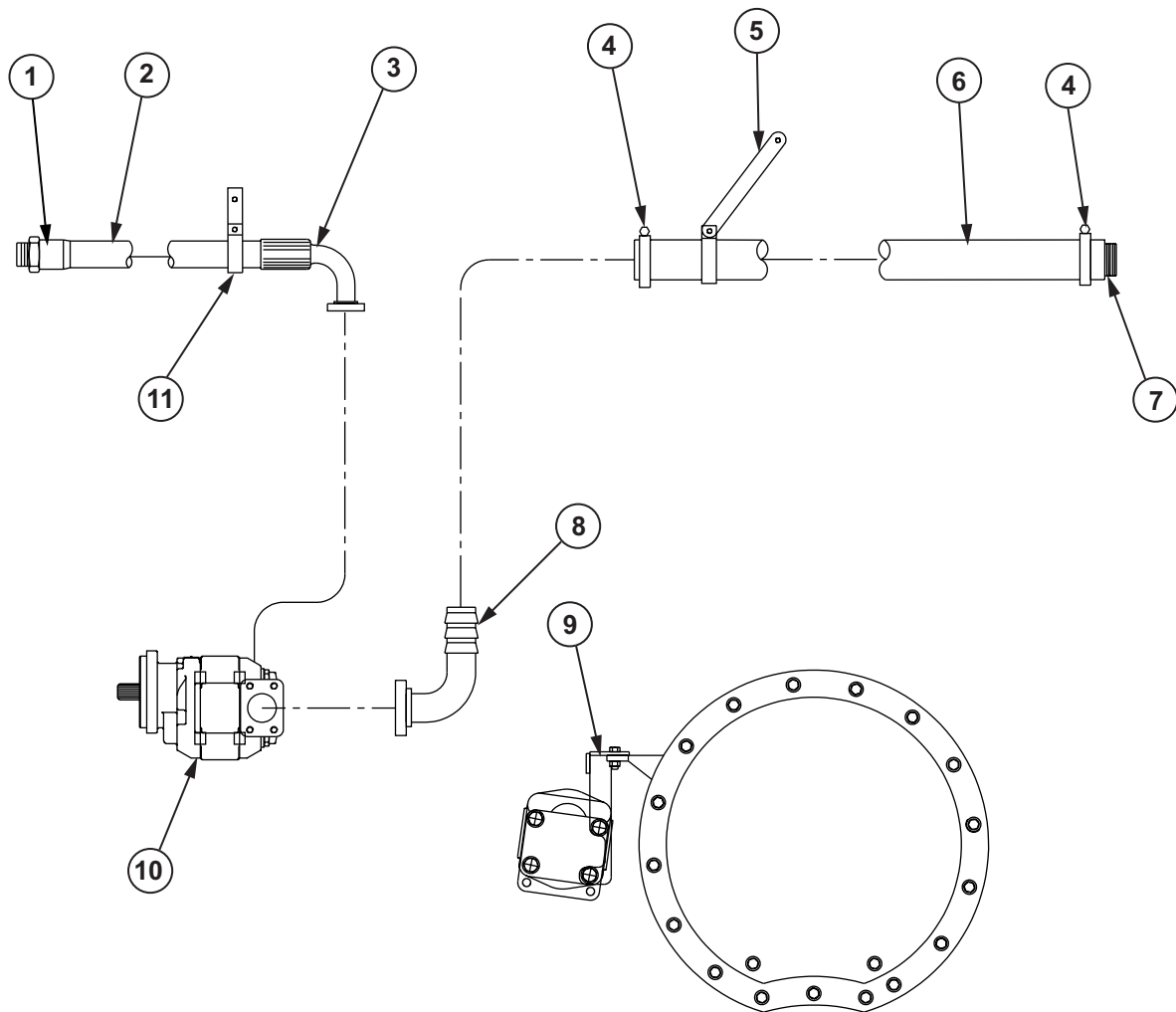


MARRIED PTO PUMP MOUNTING - 705271 COMMERCIAL P-50 WITH REAR PORTS

REF. NO.	PART NO.	DESCRIPTION	QTY.
1	109191	HOSE, Pressure	AR
	17627	GUARD, Hose	1
	705269	FITTING, Hose, # 16 ORFS	1
	706610	O-RING, # 16 ORFS	1
	601490	COUPLING, Hose, JIC Female	1
		NOTE: The Above Items Are Not Assembled. Before Ordering Pressure Hose, Verify Length and Contact Leach Customer Support Service Department to Have Hose Assembled.	
2	TW-1116-2	SUPPORT, Hose	1
	F4350	MACHINE SCREW, 1/4" X 2 3/4" UNC	3
	F7745	WASHER, Internal/External Tooth Lock	3
	F2725	NUT, 1/4" UNC	3
	F0400	CAPSCREW, 3/8" X 1 3/4" UNC	3
	F7250	WASHER, Flat, 3/8"	3
	F2975	NUT, 3/8" UNC	3
3	17913	CLAMP, Hose	2
4	209230	BRACKET	2
	F4350	MACHINE SCREW, 1/4" X 2 3/4" UNC	3
	F7745	WASHER, Internal/External Tooth Lock	3
	F2725	NUT, 1/4" UNC	3
	F0400	CAPSCREW, 3/8" X 1 3/4" UNC	3
	F7250	WASHER, Flat, 3/8"	3
	F2975	NUT, 3/8" UNC	3
5	J0132	HOSE, Suction, 2"	AR
6	SR-8580	ADAPTER	1
7	302635	CLAMP, Hose	2
8	P-16-1114	ADAPTER	1
	16101	O-RING	1
9	106837	PUMP, Commercial P-50, Rear Ports	1
10	100404	ADAPTER	1
	16101	O-RING	1

SECTION 6

MARRIED PTO PUMP INSTALLATION - 709722 COMMERCIAL P-350 WITH SIDE PORTS



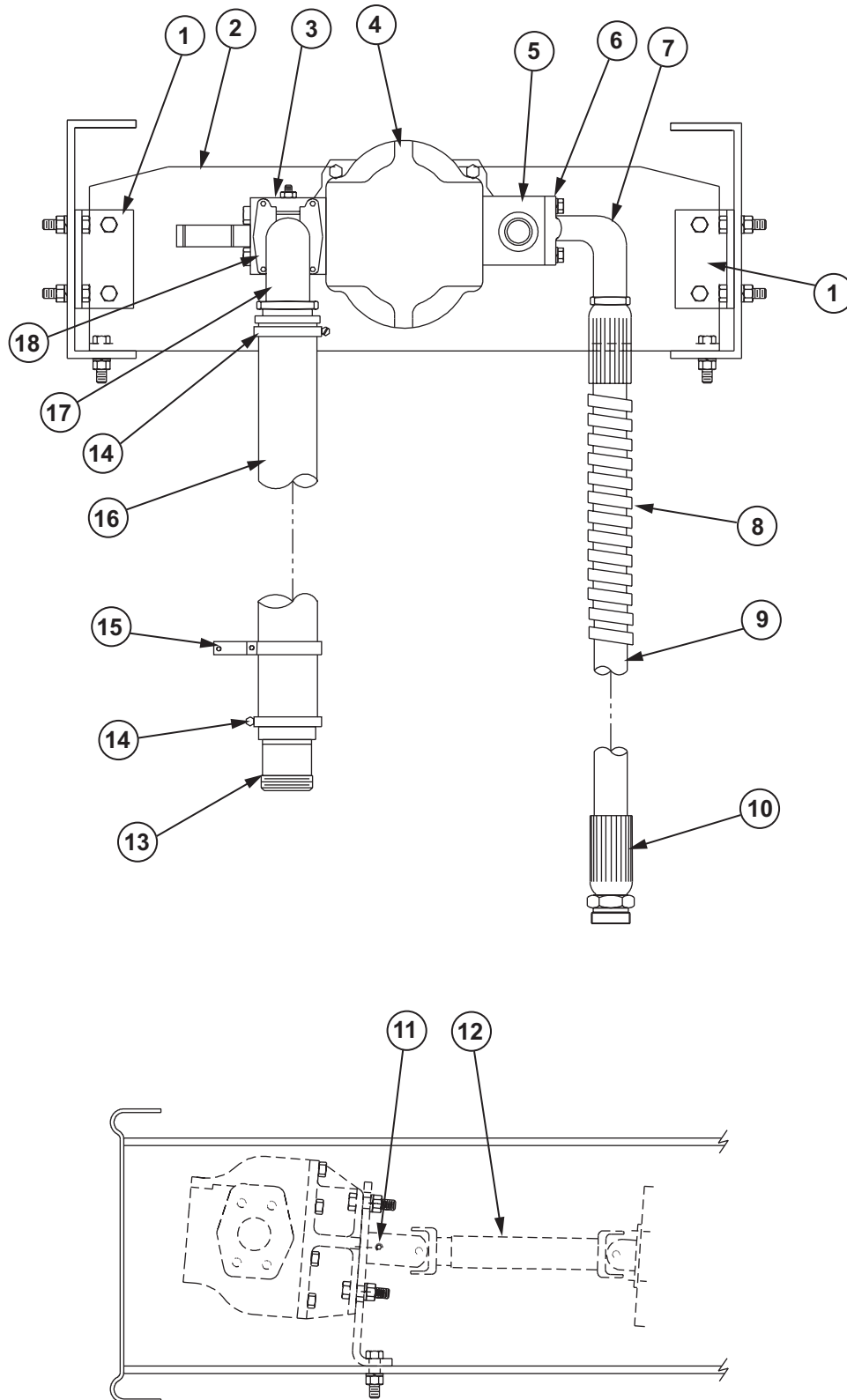
MARRIED PTO PUMP INSTALLATION - 709722

COMMERCIAL P-350 WITH SIDE PORTS

REF. NO.	PART NO.	DESCRIPTION	QTY.
1	705269	FITTING, Hose, # 16 ORFS	1
	706610	O-RING, # 16 ORFS	1
2	109191	HOSE, 1"	AR
	17627	GUARD, Hose	AR
3	109192	FITTING, Hose, Flange	1
	101239	KIT, Flange	1
		NOTE: Items 1 Through 3 Are Not Assembled. Before Ordering Pressure Hose, Verify Length and Contact Leach Customer Support Service Department to Have Hose Assembled.	
4	17913	CLAMP, Hose	2
5	209230	BRACKET	2
	F4350	MACHINE SCREW, 1/4" X 2 3/4" UNC	2
	F2725	NUT, 1/4" UNC	2
	F7745	WASHER, Lock	2
	F0400	CAPSCREW, 3/8" X 1 3/4" UNC	2
	F2975	NUT, 3/8" UNC	2
	F7250	WASHER, Flat, 3/8"	2
6	J0132	HOSE, Suction, 2" ID	AR
7	SR-8580	ADAPTER	1
8	101242	ELBOW	1
	101240	KIT, Flange	1
9	606258	BRACKET, Support	1
	F0819	CAPSCREW, 7/16" X 1 1/2" UNC	1
	F3210	NUT, 7/16" UNC	1
	F7300	WASHER, Flat, 7/16"	1
10	705223	PUMP, Commercial P-350, With Side Ports	1
11	TW-1116-2	SUPPORT, Hose	1
	F4350	MACHINE SCREW, 1/4" X 2 3/4" UNC	1
	F2725	NUT, 1/4" UNC	1
	F7745	WASHER, Lock	1
	F0400	CAPSCREW, 3/8" X 1 3/4" UNC	1
	F2975	NUT, 3/8" UNC	1
	F7250	WASHER, Flat, 3/8"	1

SECTION 6

FRONT PUMP INSTALLATION - 705315, P-75

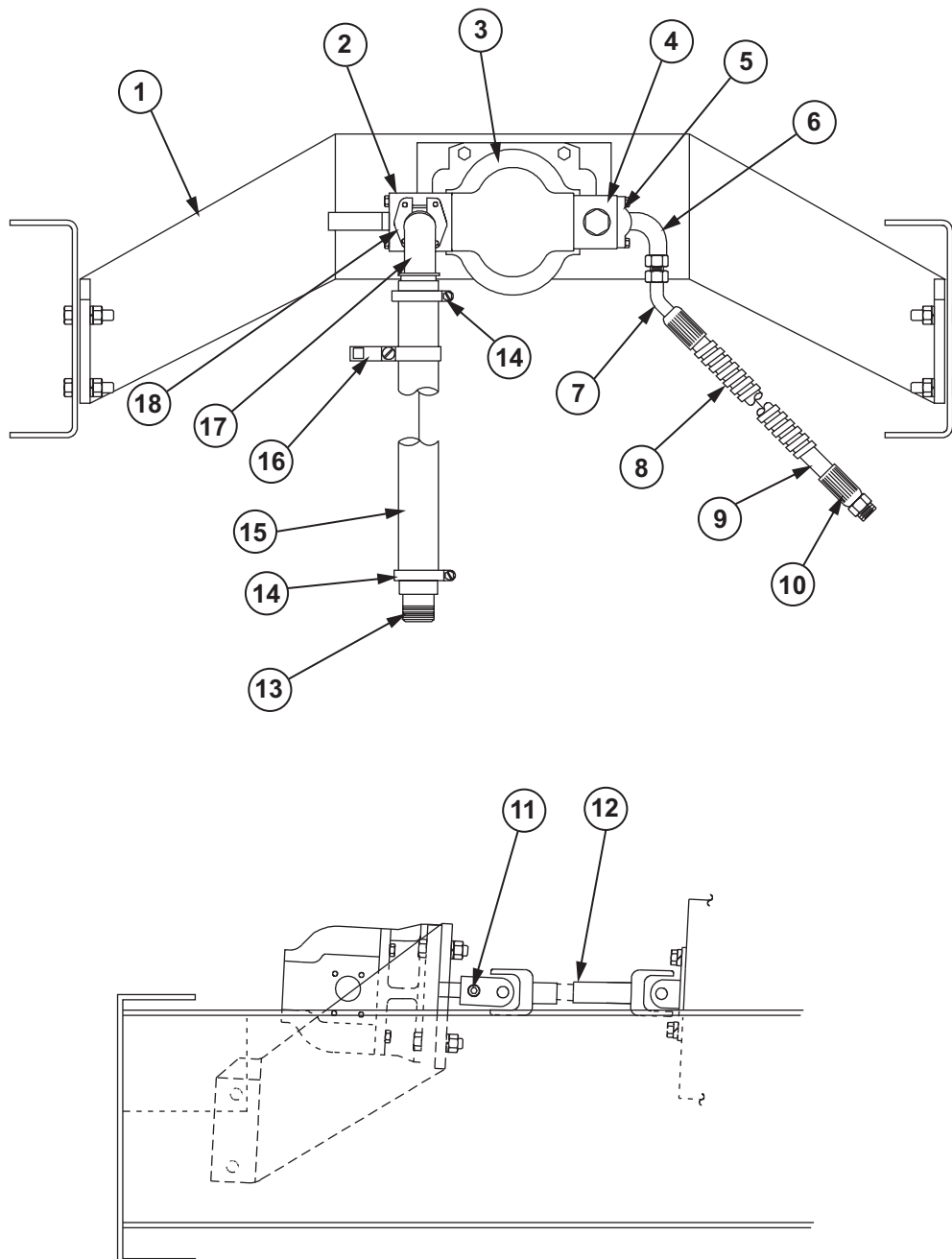


FRONT PUMP INSTALLATION - 705315, P-75

REF. NO.	PART NO.	DESCRIPTION	QTY.
1	208480	BRACKET, Pump Plate Mount	2
	F1037	CAPSCREW, 1/2" X 2" UNC	8
	F3350	NUT, 1/2" UNC	8
	F7975	WASHER, Lock, 1/2"	8
2	305070	PLATE, Pump Mount	1
	F1037	CAPSCREW, 1/2" X 2" UNC	2
	F3350	NUT, 1/2" UNC	2
	F7975	WASHER, Lock, 1/2"	2
3	41058	KIT, Dry Valve (Includes The Following Items)	1
	35753	DRY VALVE	1
	35755	ASSEMBLY, Bypass Hose (Not Shown)	1
	38148	FLOW REGULATOR	1
	25952	CYLINDER, Air	1
	109091	O-RINGS, Dry Valve To Pump	1
4	40666	PUMP, Commercial P-75	1
5	38148	FLOW REGULATOR	1
6	101239	KIT, Flange	1
	F0827	CAPSCREW, 7/16" X 3 1/2" UNC	4
	F7950	WASHER, Lock, 7/16"	4
7	109192	FITTING, Hose, 1 1/2" Flange	1
8	17627	GUARD, Hose	AR
9	109191	HOSE, 1" ID	AR
10	705269	FITTING, # 16 ORFS	1
	706610	O-RING, # 16 ORFS	1
		NOTE: Items 7,8,9 and 10 Are Not Assembled. Before Ordering Pressure Hose, Verify Length and Contact Leach Customer Support Service Department to Have Hose Assembled.	
11	F4730	SCREW, Set, 3/8" X 3/8" UNC	1
12	300109	ASSEMBLY, Drive Shaft, Un-welded, Includes The Following Items	1
	36717	SHAFT, Un-welded, With U-joints	1
	100004	YOKE, Flange (Engine Side)	1
	100002	YOKE, Pump Side	1
	1218	KEY	1
13	SR-8580	ADAPTER, Suction Hose	1
14	17913	CLAMP, Hose	2
15	TW-1116-2	SUPPORT, Hose	4
	F4375	MACHINE BOLT, 5/16" X 2" UNC	10
	F2850	NUT, 5/16" UNC	10
	F7775	WASHER, Lock, 5/16"	10
	F7200	WASHER, Flat, 5/16"	10
	F4350	MACHINE SCREW, 1/4" X 2 3/4" UNC	10
	F2740	NUT, 1/4" UNC	10
	F7100	WASHER, Flat, 1/4"	10
	F7750	WASHER, Lock, 5/16"	10
16	J0132	HOSE, 2" ID	AR
17	101242	ELBOW	1
18	101240	KIT, Flange	1

SECTION 6

FRONT PUMP INSTALLATION - 704458, P-75, MACK

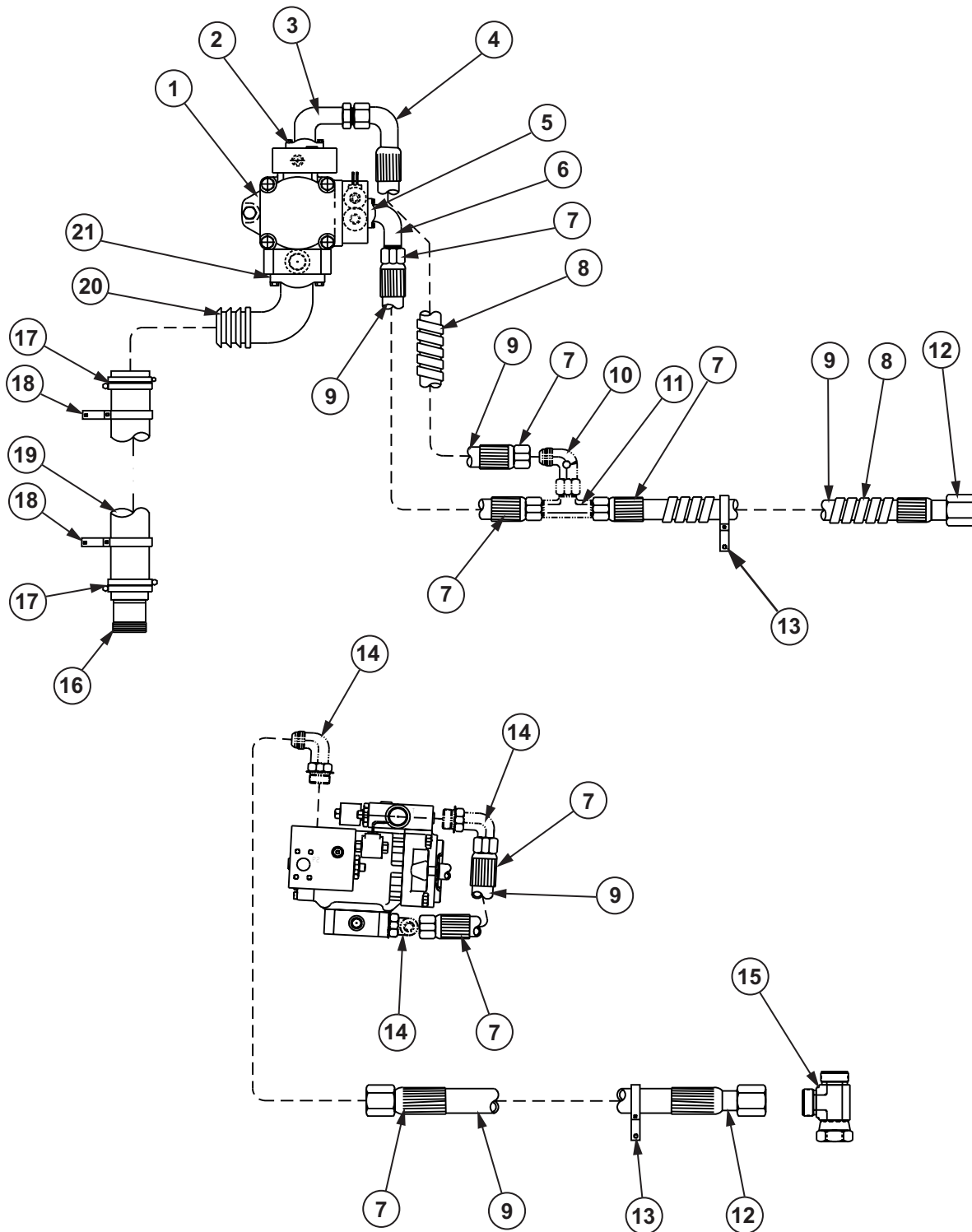


FRONT PUMP INSTALLATION - 704458, P-75, MACK

REF. NO.	PART NO.	DESCRIPTION	QTY.
1	601907	PLATE, Pump Mount	1
	F1037	CAPSCREW, 1/2" X 2" UNC	8
	F3350	NUT, 1/2" UNC	8
	F7975	WASHER, Lock, 1/2"	8
2	41058	KIT, Dry Valve (Includes The Following Items)	1
	35753	DRY VALVE	1
	35755	ASSEMBLY, Bypass Hose (Not Shown)	1
	38148	FLOW REGULATOR	1
	25952	CYLINDER, Air	1
	109091	O-RINGS, Dry Valve To Pump	1
3	704457	PUMP, Commercial P-75	1
4	38148	FLOW REGULATOR	1
5	101239	KIT, Flange	1
	F5960	CAPSCREW, 7/16" X 3 1/2" UNC	4
	F7950	WASHER, Lock, 7/16"	4
6	103545	FITTING, Hose, 1 1/2" Flange	1
7	109193	FITTING	1
8	17627	GUARD, Hose	AR
9	109191	HOSE, 1" ID	AR
10	705269	FITTING, # 16 ORFS	1
	706610	O-RING, # 16 ORFS	1
		NOTE: Items 7, 8, 9 and 10 Are Not Assembled. Before Ordering Pressure Hose, Verify Length and Contact Leach Customer Support Service Department to Have Hose Assembled.	
11	F4730	SCREW, Set, 3/8" X 3/8" UNC	1
12	300109	ASSEMBLY, Drive Shaft, Un-welded, Includes The Following Items	1
	36717	SHAFT, Un-welded, With U-joints	1
	100004	YOKE, Flange (Engine Side)	1
	100002	YOKE, Pump Side	1
	1218	KEY	1
13	SR-8580	ADAPTER, Suction Hose	1
14	17913	CLAMP, Hose	2
15	J0132	HOSE, 2" ID	AR
16	TW-1116-2	SUPPORT, Hose	4
	F4375	MACHINE BOLT, 5/16" X 2" UNC	10
	F2850	NUT, 5/16" UNC	10
	F7775	WASHER, Lock, 5/16"	10
	F7200	WASHER, Flat, 5/16"	10
	F4350	MACHINE SCREW, 1/4" X 2 3/4" UNC	10
	F2740	NUT, 1/4" UNC	10
	F7100	WASHER, Flat, 1/4"	10
	F7750	WASHER, Lock, 5/16"	10
17	101242	ELBOW	1
18	101240	KIT, Flange	1

SECTION 6

FRONT PUMP INSTALLATION - 707036 MUNCIE QUIET PAK

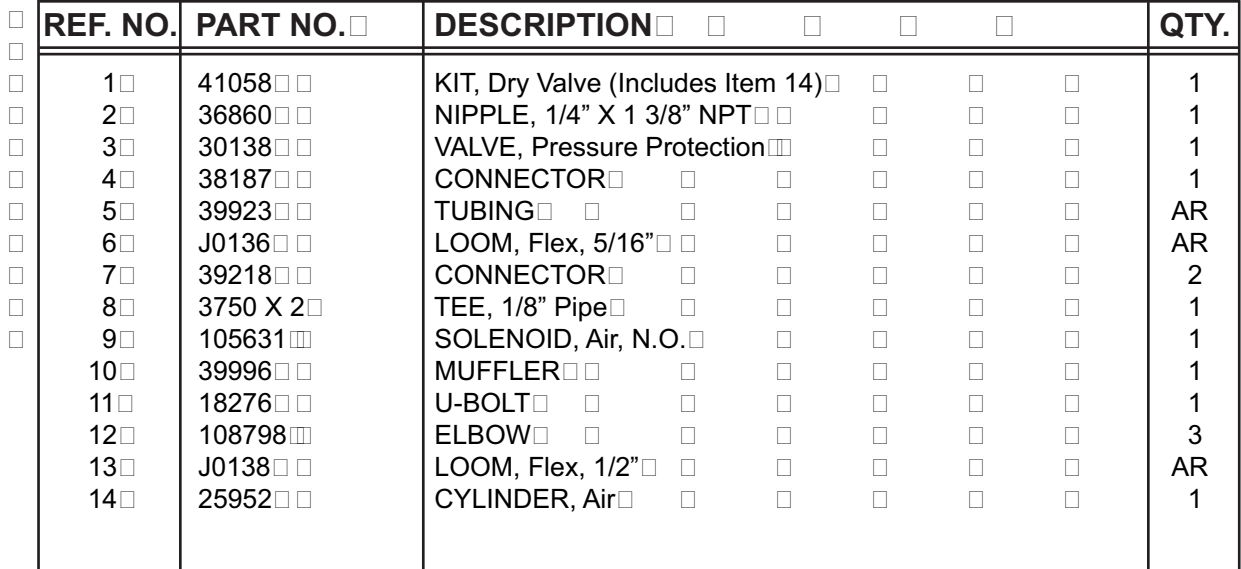


FRONT PUMP INSTALLATION - 707036

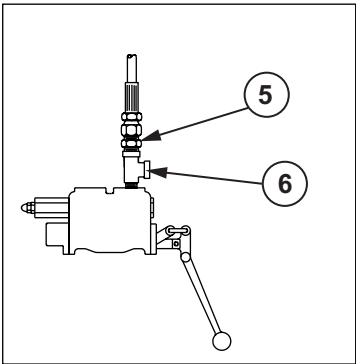
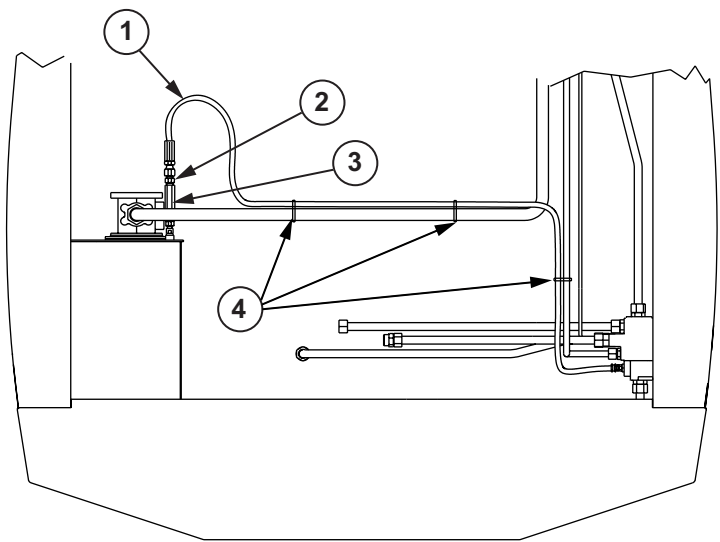
MUNCIE QUIET PAK

REF. NO.	PART NO.	DESCRIPTION	QTY.
1	706993	PUMP, Muncie Quiet Pak	1
2	101239	KIT, Flange	1
3	103345	ELBOW	1
4	601490	FITTING	1
5	102574	KIT, Flange	1
6	102600	ADAPTER	1
7	109195	FITTING	7
8	17627	GUARD, Hose	AR
9	109191	HOSE, 1"	AR
10	202243	ELBOW	1
11	33447	TEE	1
12	706976	FITTING	2
		NOTE: Hose Items (4,7,9) (7,9) (7,9,12) Are Not Assembled. Before Ordering Pressure Hoses, Verify Length and Contact Leach Customer Support Service Department to Have Hose Assembled.	
13	203967	SUPPORT, Hose	4
	F4350	MACHINE SCREW, 1/4" X 2 3/4" UNC	4
	F2725	NUT, 1/4" UNC	4
	F7745	WASHER, Lock, 1/4"	4
	F0325	CAPSCREW, 3/8" X 1 1/4" UNC	4
	F2975	NUT, 3/8" UNC	4
	F7875	WASHER, Lock, 3/8"	4
14	18008	ELBOW	2
15	603277	TEE, # 16 ORFS	1
	706610	O-RING, # 16 ORFS	2
16	205367	ADAPTER, Suction Hose	1
17	104526	CLAMP	4
18	303893	SUPPORT, Suction Hose	4
	F4350	MACHINE SCREW, 1/4" X 2 3/4" UNC	4
	F7100	WASHER, Flat, 1/4"	4
	F7750	WASHER, Lock, 1/4"	4
	F4375	MACHINE SCREW, 5/16" X 2" UNC	4
	F2850	NUT, 5/16" UNC	4
	F7200	WASHER, Flat, 5/16"	4
	F7775	WASHER, Lock, 5/16"	4
19	104514	HOSE, Suction, 2 1/2" ID	AR
20	604604	ELBOW	1
21	603755	KIT, Flange	1

FRONT PUMP DRY VALVE INSTALLATION - 708944



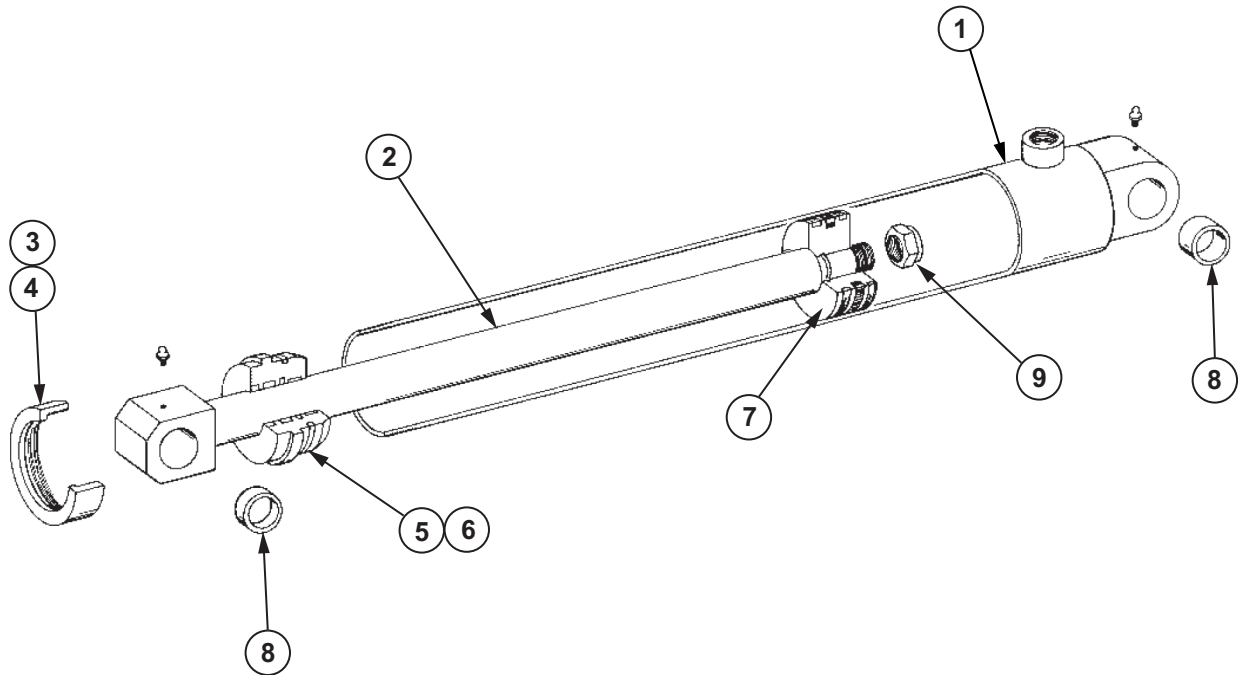
FRONT MOUNT PUMP FIXED FLOW VALVE
INSTALLATION - 709406 (WATERMAN VALVE)



REF. NO.	PART NO.	DESCRIPTION	QTY.
1	108748	ASSEMBLY, Hose	1
2	103563	CONNECTOR	1
3	100211	VALVE, 2.0 GPM Fixed Flow	1
4	18034	TY-RAP	3
5	102722	UNION	1
6	709335	TEE, # 6 ORFS	1
	706607	O-RING, # 6 ORFS	1

SECTION 7

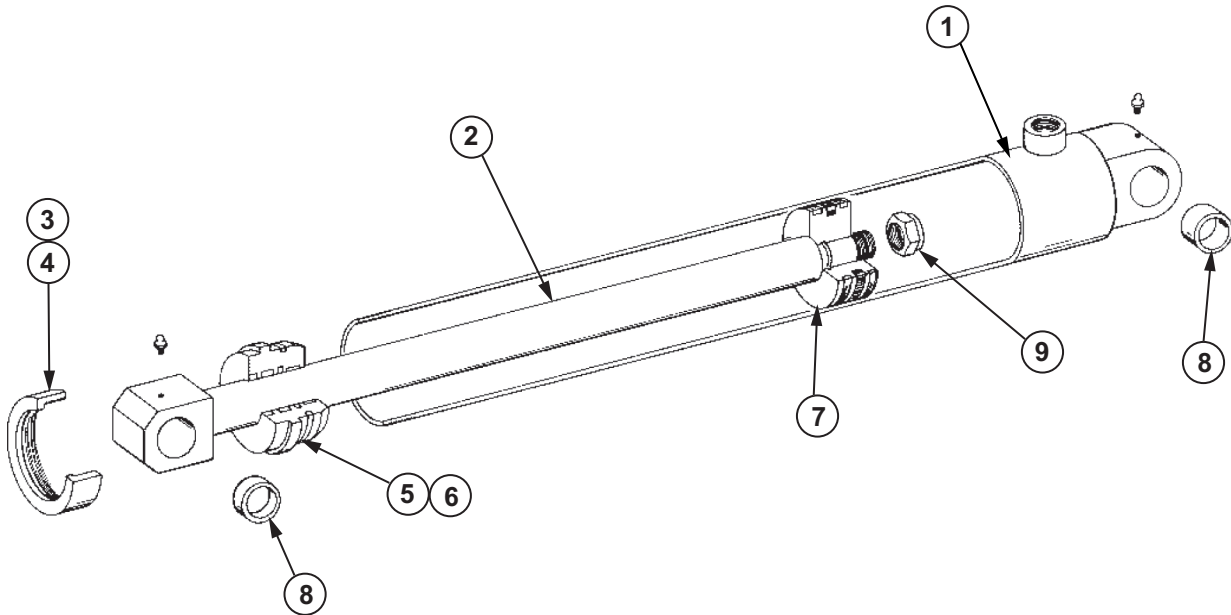
CARRIER CYLINDER - 713764



REF. NO.	PART NO. □	DESCRIPTION □ □ □ □ □	QTY.
1		BARREL	1
2		ROD	1
3		RETAINER, Gland	1
4		SET SCREW, Gland Retainer	1
5		GLAND	1
6		RETAINING RING, Internal	1
7		PISTON	1
8		BUSHING	2
9		NUT, Nylock, 1 1/2" UNC	1
	713889	KIT, Seal	1
	713764	ASSEMBLY, Cylinder	

SECTION 7

PACKER CYLINDER - 713757

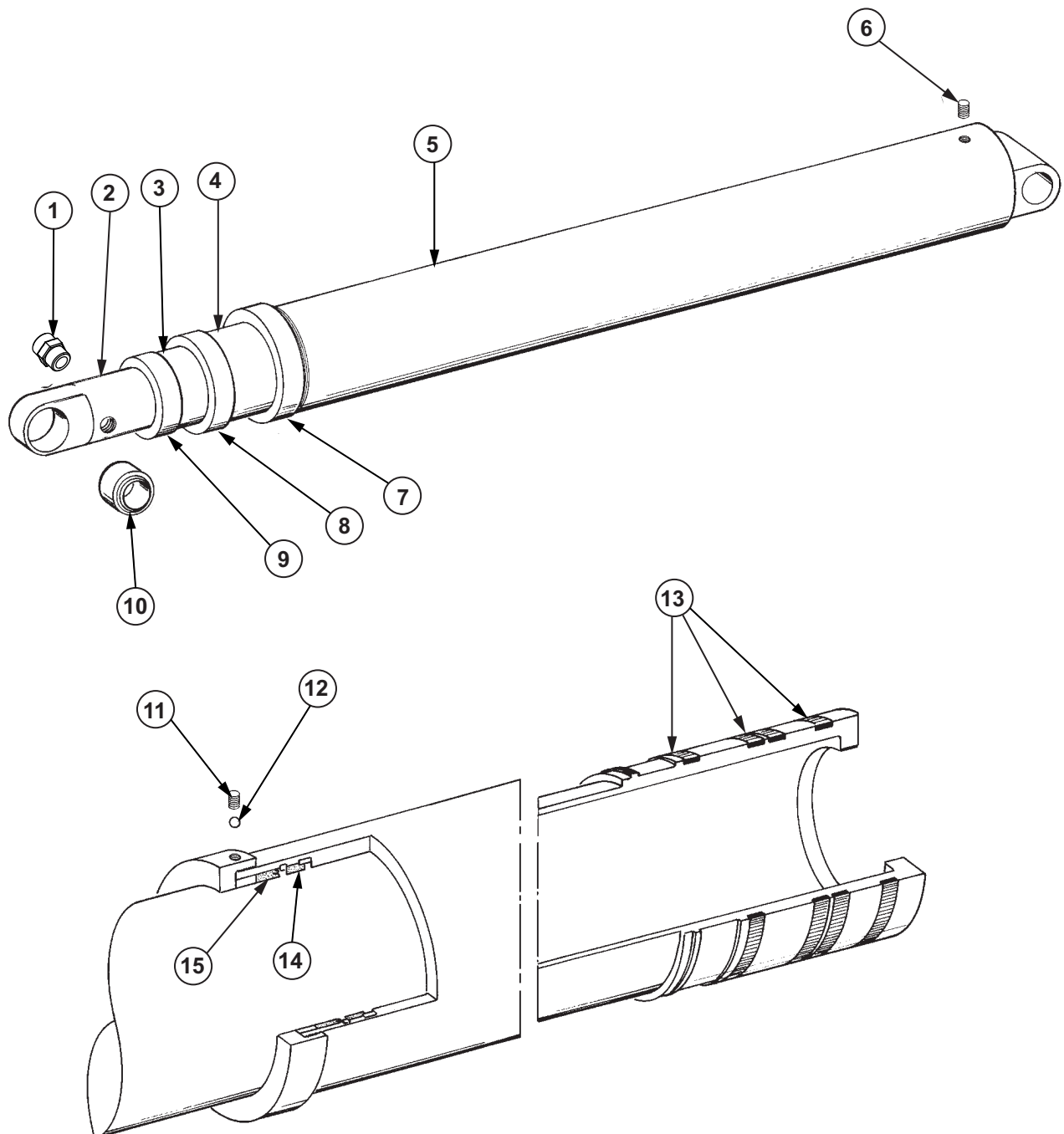


REF. NO.	PART NO. <input type="checkbox"/>	DESCRIPTION <input type="checkbox"/> <input type="checkbox"/> <input type="checkbox"/> <input type="checkbox"/> <input type="checkbox"/>	QTY.
1	108857	BARREL	1
2	108858	ROD	1
3	108860	RETAINER, Gland	1
4	F4725	SET SCREW, Gland Retainer	1
5	108859	GLAND	1
6	108854	RETAINING RING, Internal	1
7	108860	PISTON	1
8	108855	BUSHING	2
9	F4079	NUT, Nylock, 1 1/2" UNC	1
	713912	KIT, Seal	1
	713757	ASSEMBLY, Cylinder	1

☐
☐
☐

SECTION 7

TELESCOPIC PUSH OUT CYLINDER

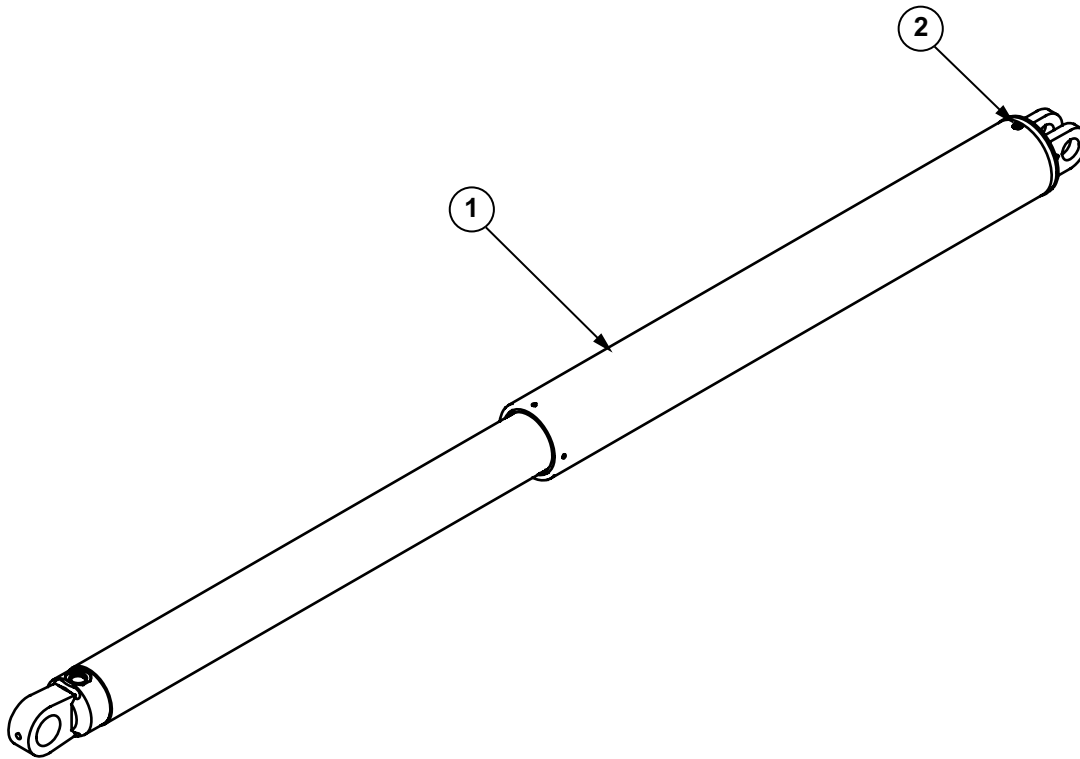


TELESCOPIC PUSH OUT CYLINDER

REF. NO.	PART NO.	DESCRIPTION	QTY.
1	103134	FITTING, Straight Thread to ORFS	2
	103081-16	O-RING, # 16 Straight Thread	2
	706610	O-RING, # 16 ORFS	2
2		ASSEMBLY, Plunger, 20 Yard	1
		ASSEMBLY, Plunger, 25 Yard	1
		ASSEMBLY, Plunger, 29 Yard	1
		ASSEMBLY, Plunger, 32 Yard	1
3		ASSEMBLY, Sleeve, 1st, 20 and 25 Yard	1
		ASSEMBLY, Sleeve, 1st, 29 Yard	1
		ASSEMBLY, Sleeve, 1st, 32 Yard	1
4		ASSEMBLY, Sleeve, 2nd, 20 and 25 Yard	1
		ASSEMBLY, Sleeve, 2nd, 29 Yard	1
		ASSEMBLY, Sleeve, 2nd, 32 Yard	1
		ASSEMBLY, Sleeve, 3rd, 29 Yard	1
		ASSEMBLY, Sleeve, 3rd, 32 Yard	1
		ASSEMBLY, Sleeve, 4th, 32 Yard	1
5		CASE, 20 Yard	1
		CASE, 25 Yard	1
		CASE, 29 Yard	1
		CASE, 32 Yard	1
6	922034	KIT, Bleeder Screw and Gasket	1
7		NUT, Gland, 6"	1
8		NUT, Gland, 5"	1
9		NUT, Gland, 4"	1
		NUT, Gland, 3"	1
10	108874	BEARING	1
11	604655	SCREW, Set, 5/16" X 5/16" UNF	1
12	NSS	SLUG, Nylon (Included in Seal Kit)	1
13	713134	KIT, Seal, Minor, For 14 Yard Cyl. (Does Not Include Wear Rings)	1
	715132	KIT, Seal, Major, For 14 Yard Cyl. (Includes Wear Rings)	1
	715038	KIT, Seal, Minor, For 16 to 20 Yard Cyl. (Does Not Include Wear Rings)	1
	713676	KIT, Seal, Major, For 16 to 20 Yard Cyl. (Includes Wear Rings)	1
	713671	KIT, Seal, Minor, For 25 Yard Cyl. (Does Not Include Wear Rings)	1
	713669	KIT, Seal, Major, For 25 Yard Cyl. (Includes Wear Rings)	1
	604818	KIT, Seal, Major, For 29 and 32 Yard Cyl. (Includes Wear Rings)	1
14		RING, Retaining, 1st Sleeve	1
15	922016	KIT, Gland Seal, 29 and 32 Yard Cyl.	1
	715109	ASSEMBLY, Cylinder, 14 Yard	1
	713685	ASSEMBLY, Cylinder, 16 Yard	1
	713687	ASSEMBLY, Cylinder, 18 Yard	1
	760904	ASSEMBLY, Cylinder, 20 Yard	1
	713455	ASSEMBLY, Cylinder, 25 Yard	1
	708544	ASSEMBLY, Cylinder, 29 Yard	1
	708545	ASSEMBLY, Cylinder, 32 Yard	1

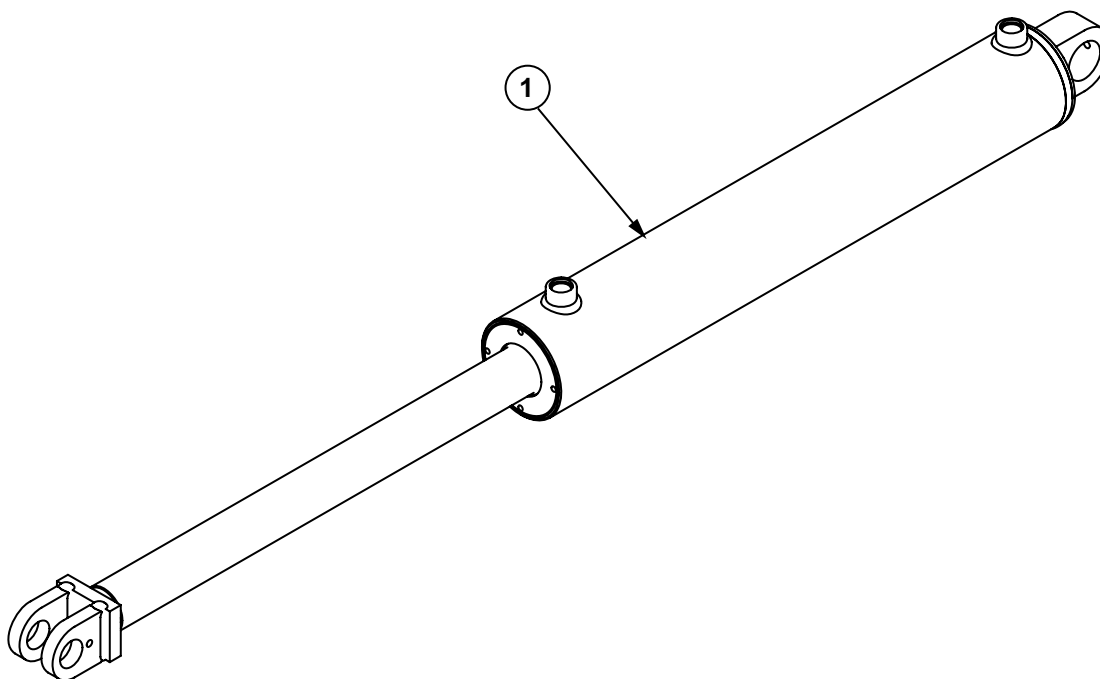
SECTION 7

TAILGATE LIFT CYLINDER



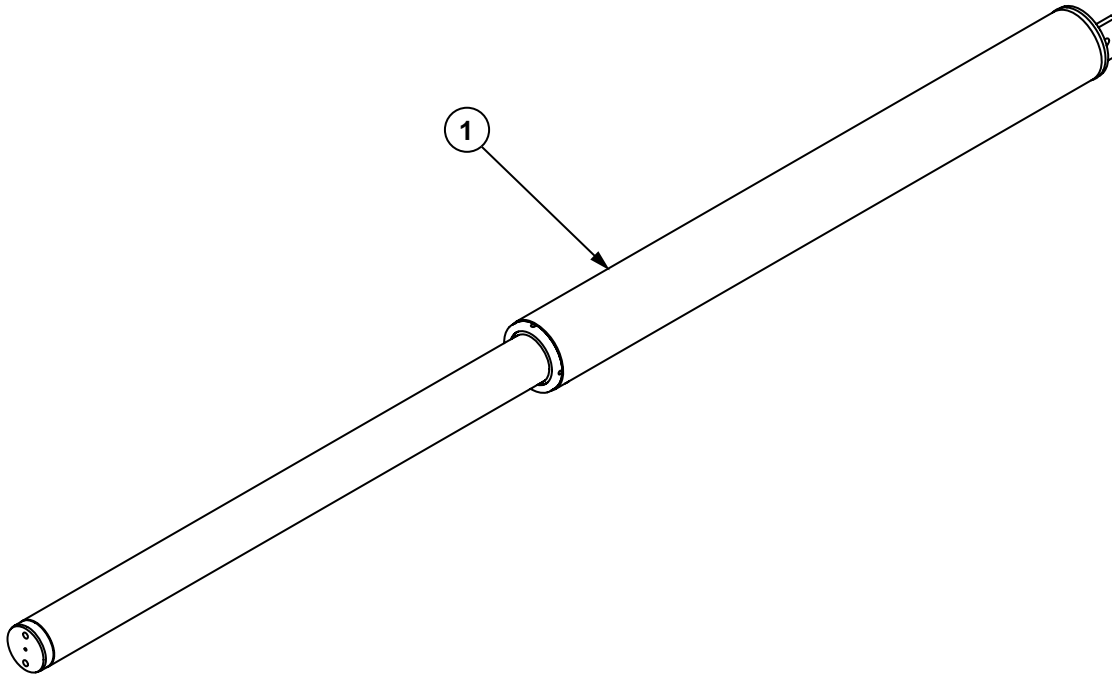
REF. NO.	PART NO.	DESCRIPTION	QTY.
1	709174	ASSEMBLY, Cylinder, Tailgate Lift	1
	713832	KIT, Seal	1
2	770023	KIT, Bleeder and Gasket	1

CONTAINER DUMPING (HCA) CYLINDER



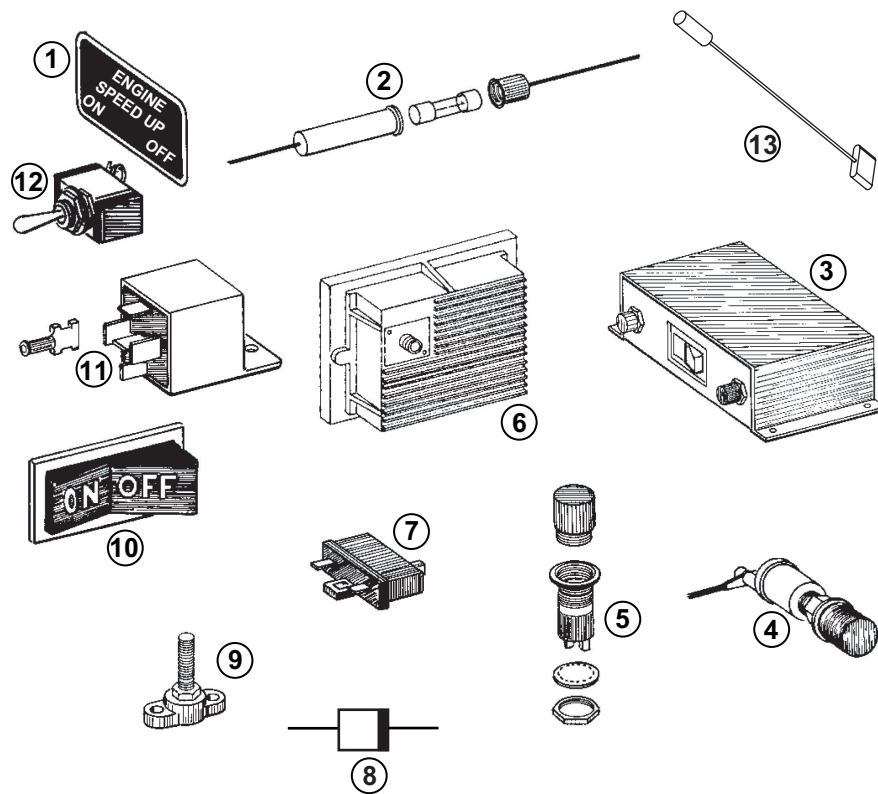
REF. NO.	PART NO.	DESCRIPTION	QTY.
1	715106 715130	ASSEMBLY, Cylinder KIT, Seal	1 1

SECTION 7**CONTAINER LIFTING DEVICE (REEVING) CYLINDER**



REF. NO.	PART NO.	DESCRIPTION	QTY.
1	713767	ASSEMBLY, Cylinder	1
	713926	KIT, Seal	1

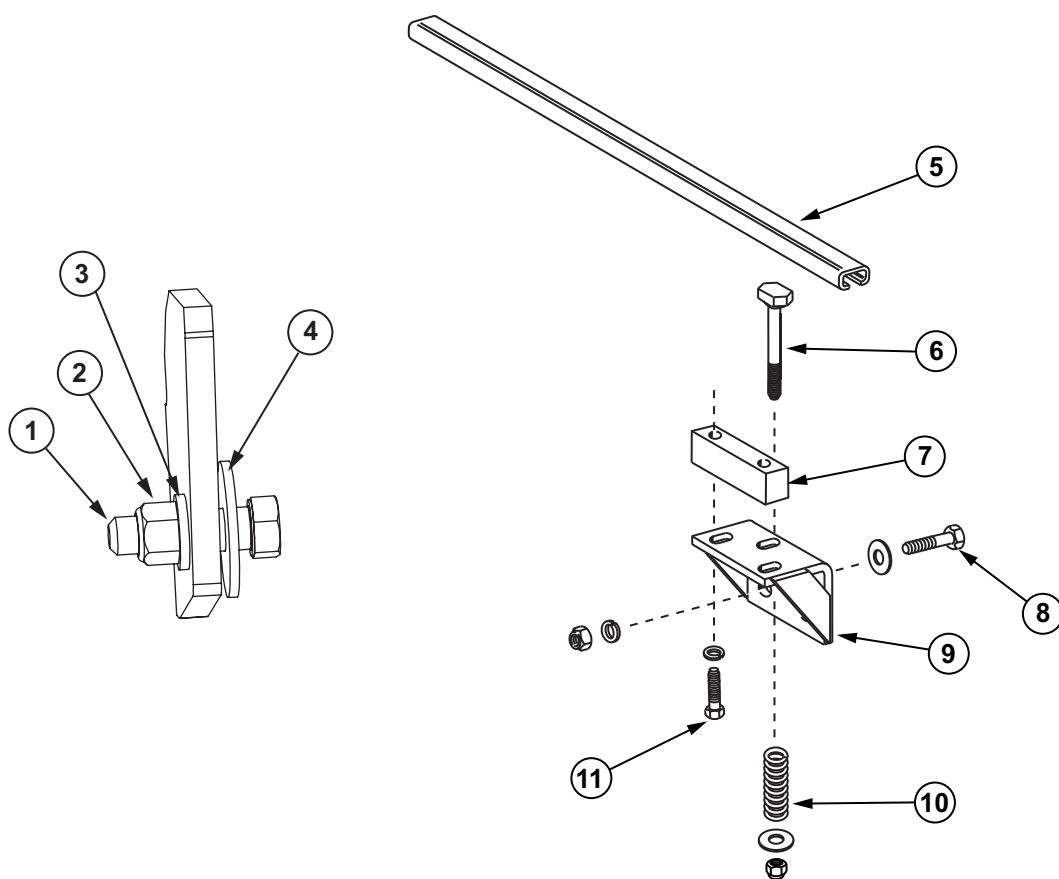
ELECTRICAL COMPONENTS



REF. NO.	PART NO.	DESCRIPTION	QTY.
1	109059-01	DECAL, Engine Speed Up (Dashboard)	1
2	35865	HOLDER, Fuse (Glass Type Fuse)	1
	103157	HOLDER, Fuse (Spade Type Fuse)	1
3	100527	CONTROL, PTO/Overspeed (Chelsea)	1
4	707306	BUTTON, Speed Up and Driver Signal	1
5	604802	LIGHT, Tailgate Ajar	1
6	103050	SWITCH, Overspeed (Muncie)	1
7	SK-2093	BUZZER	1
	604863	BUZZER, Dual Rate	1
8	604962	DIODE, 10 Amp (For Tailgate Ajar)	1
9	104372	BLOCK, Insulated Terminal	1
10	378881	SWITCH, Rocker	1
11	102118	RELAY	AR
12	SK-2092	SWITCH, Toggle (Black)	1
	604799	SWITCH, Toggle (Green)	1
	604798	SWITCH, Toggle (Amber)	1
13	704092	SWITCH, Proximity, Speed Up and Tailgate Ajar	2

SECTION 8

MOUNTING HARDWARE (WITH SOLID REAR MOUNT)



MOUNTING HARDWARE (WITH SOLID REAR MOUNT)

REF. NO.	PART NO.	DESCRIPTION	QTY.
1	711274	PIVOT BOLT, 1 3/4" Long	2
	42026	PIVOT BOLT, 2" Long	2
	202957	PIVOT BOLT, 2 1/4" Long	2
	711275	PIVOT BOLT, 2 1/2" Long	2
	201723	PIVOT BOLT, 2.63" Long	2
	711276	PIVOT BOLT, 2.88" Long	2
2	100100	NUT, Lock, 1" UNC	2
3	39966	WASHER	2
4	711267	SHIM 1/4"	AR
	711268	SHIM, 3/8"	AR
	711266	SHIM, 11 Gauge	AR
5	602416	RAIL, Mounting	2
6	603736	T-BOLT	2
	F3720	NUT, Lock, 3/4" UNC	2
	F7475	WASHER, Flat, 3/4"	2
7	603826	WELDMENT, Lateral Restraint	2
8	F7190	CAPSCREW, 3/4" X 2 1/2" UNC GR 8	4
	F3715	NUT, 3/4" UNC GR 8	4
	F7475	WASHER, Flat, 3/4"	4
	F8075	WASHER, Lock, 3/4"	4
9	604531	BRACKET, Front Body Mount	2
10	16107	SPRING, Mounting	2
11	F1382	CAPSCREW, 5/8" X 1 3/4" UNC GR 8	4
	F7430	WASHER, Hardened	4
	F8050	WASHER, Lock, 5/8"	4

SPEED UP (CHASSIS WITH ELECTRONIC ENGINES)

Because of the numerous variations of electronic speed up control circuits, please contact the Leach Customer Support Service Department with the following information when inquiring about electronic speed up control parts:

BODY MODEL AND SERIAL NUMBER

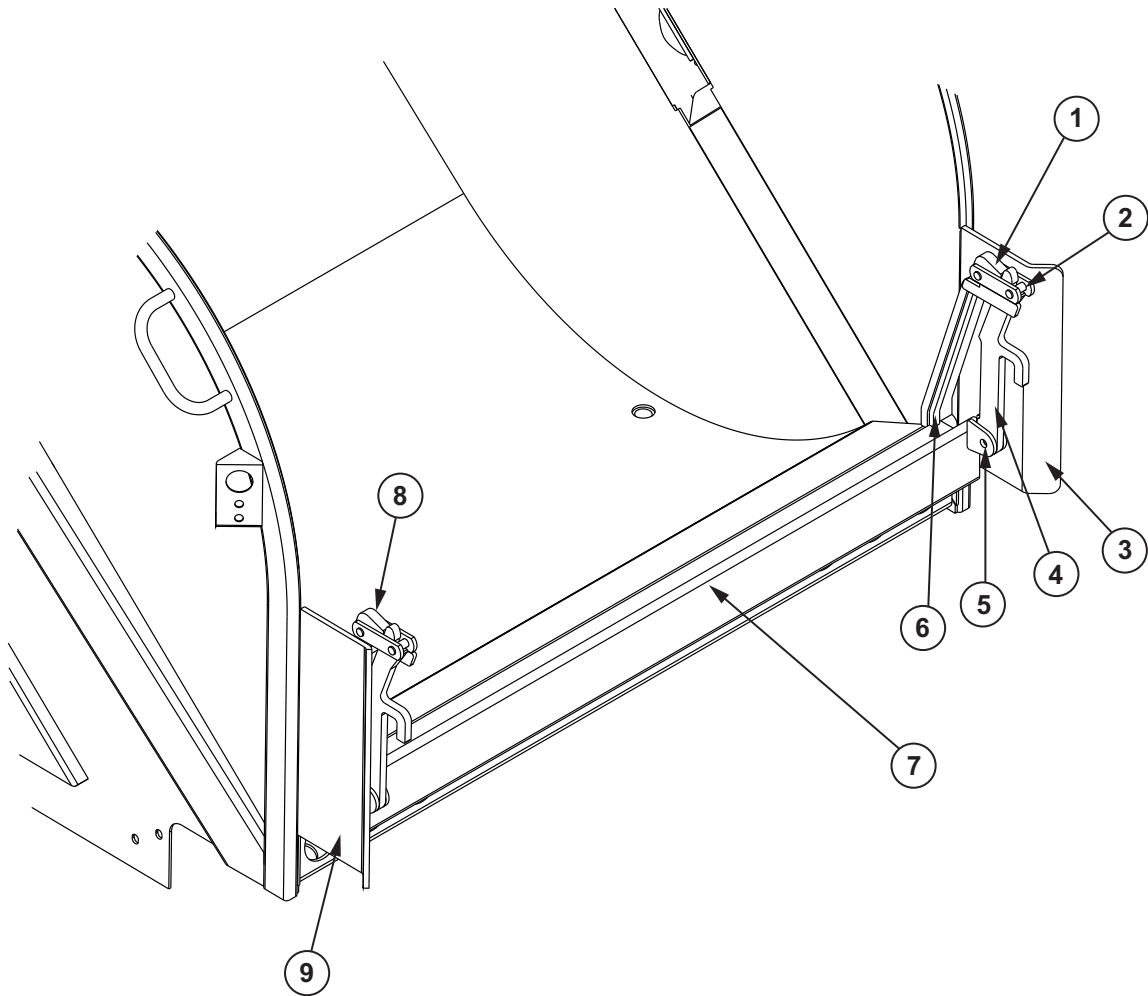
CHASSIS MAKE AND MODEL

ENGINE MAKE AND MODEL

TRANSMISSION MAKE AND MODEL

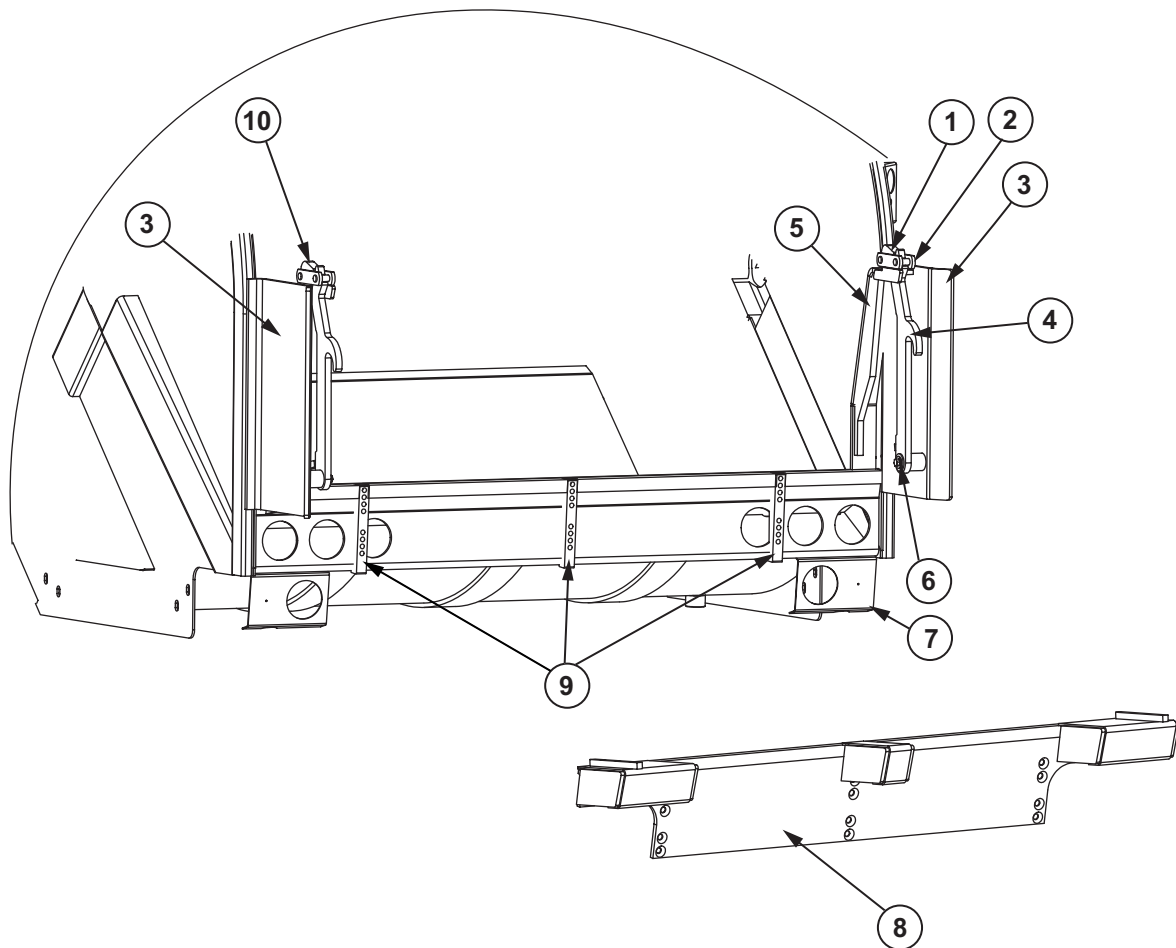
SECTION 9

LATCH AND GUIDE EAR ASSEMBLY - 704329 STANDARD



REF. NO.	PART NO.	DESCRIPTION	QTY.
1	701755	WELDMENT, Trunnion Guide, RH (Includes Items 2 and 6)	1
2	211211	WELDMENT, Link and Pin	2
	15016	PIN, Link	2
	108669	PLUNGER Spring	2
3	701686	GUIDE EAR	1
4	701762	ARM, Latch	2
5	602220	PIVOT, Latch Arm	4
	F1750	CAPSCREW, 3/4" X 2 1/2" UNC	2
	F3730	NUT, Lock, 3/4" UNC	2
6	701758	WEAR STRIP	2
7	700522	EXTENSION, Load Edge	1
8	701768	WELDMENT, Trunnion Guide, LH (Includes Items 2 and 6)	1
9	701686	GUIDE EAR	1

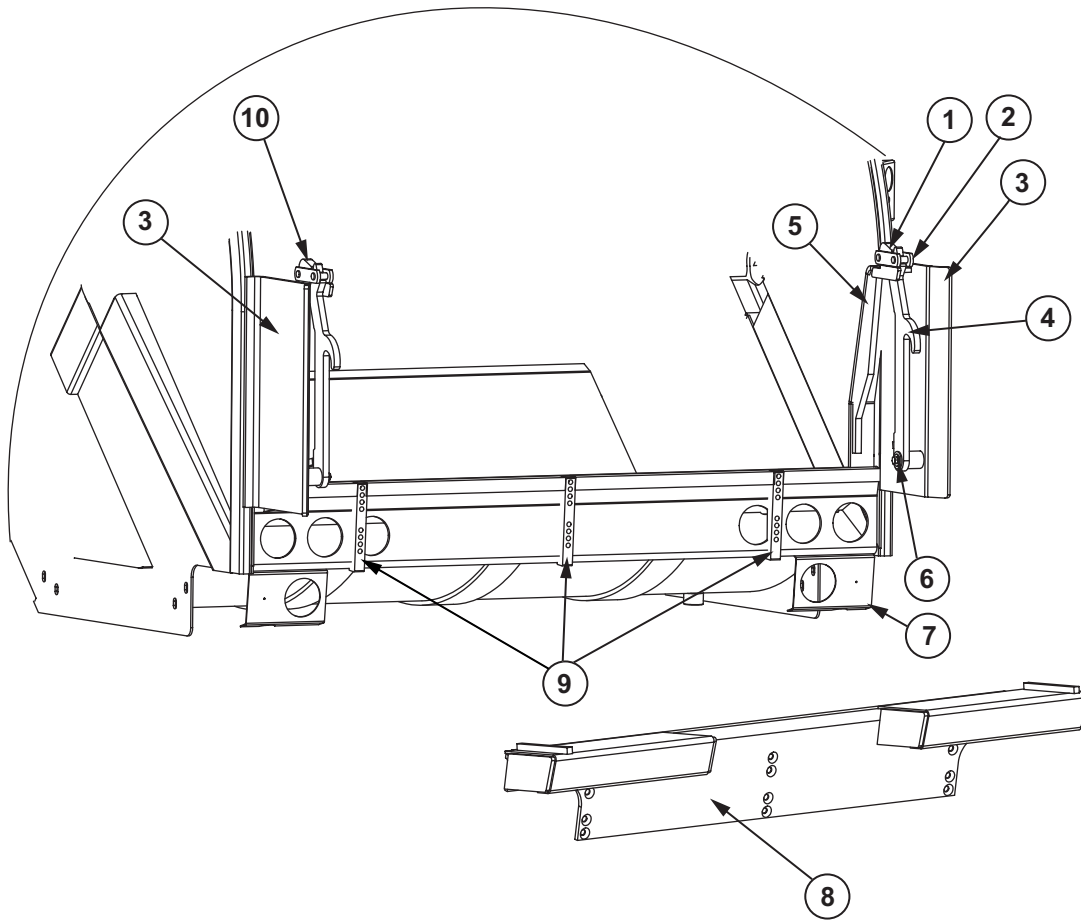
LATCH AND GUIDE EAR ASSEMBLY - 707878 WITH DUAL TIPPERS



REF. NO.	PART NO.	DESCRIPTION	QTY.
1	707543	WELDMENT, Trunnion Guide, LH (Includes Items 2 and 5)	1
2	211211	WELDMENT, Pin and Link	2
	15016	PIN	2
	108869	PLUNGER, Spring	2
3	707411	GUIDE EAR	2
4	707388	LATCH ARM	2
5	707446	BAR, Trunnion Guide	2
	707427	WEAR STRIP	2
6	F0981	CAPSCREW, 1/2" X 1 1/2" UNC	2
	41876	WASHER, Flat, 1"	2
	F7350	WASHER, Flat, 1/2"	2
7	702486	BRACKET, Light	2
8	707361	WELDMENT, Dual Tipper Base Angle	1
	F6325	CAPSCREW, 5/8" X 1 1/4" Flat Head	6
9	707356	BAR, Tapped	3
10	707544	WELDMENT, Trunnion Guide, RH (Includes Items 2 and 5)	1

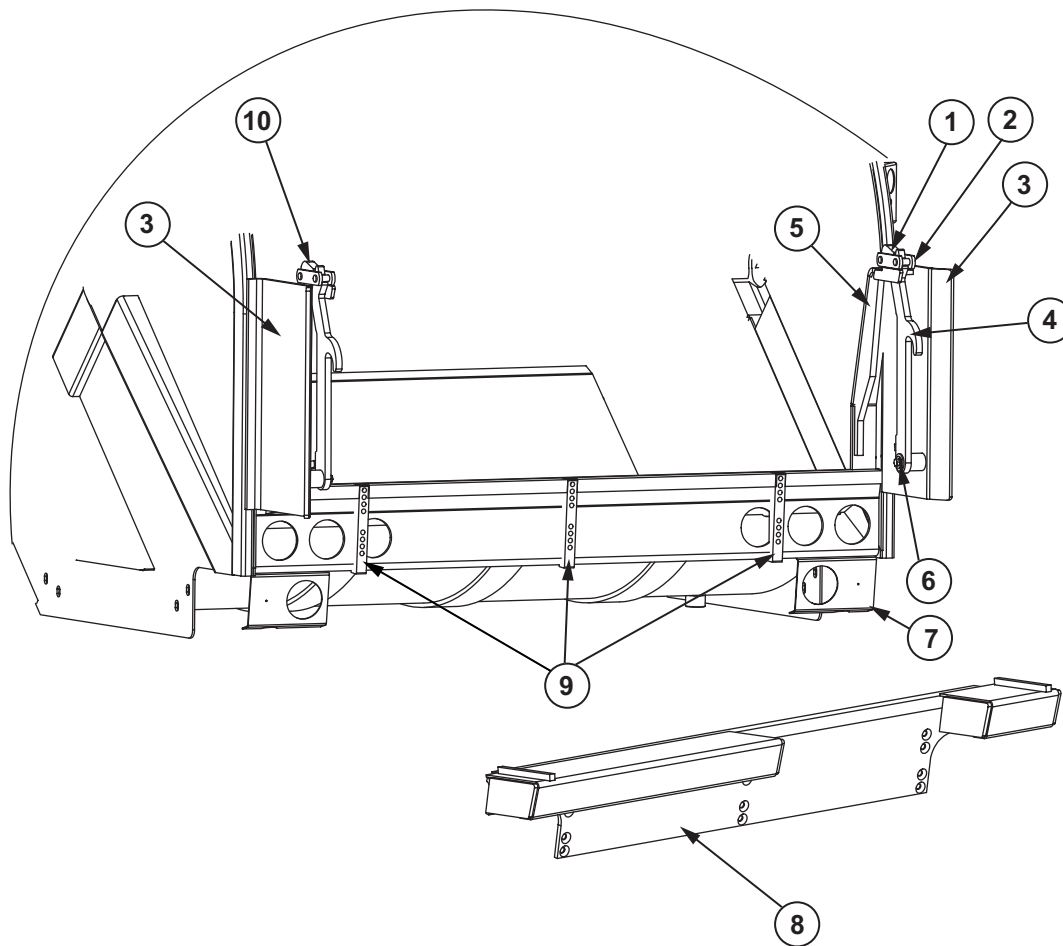
SECTION 9

LATCH AND GUIDE EAR ASSEMBLY - 707879 WITH CENTER MOUNT TIPPER



REF. NO.	PART NO.	DESCRIPTION	QTY.
1	707543	WELDMENT, Trunnion Guide, LH (Includes Items 2 and 5)	1
2	211211	WELDMENT, Pin and Link	2
	15016	PIN	2
	108869	PLUNGER, Spring	2
3	707411	GUIDE EAR	2
4	707388	LATCH ARM	2
5	707446	BAR, Trunnion Guide	2
	707427	WEAR STRIP	2
6	F0981	CAPSCREW, 1/2" X 1 1/2" UNC	2
	41876	WASHER, Flat, 1"	2
	F7350	WASHER, Flat, 1/2"	2
7	702486	BRACKET, Light	2
8	707369	WELDMENT, Center Tipper Base Angle	1
	F6325	CAPSCREW, 5/8" X 1 1/4" Flat Head	6
9	707356	BAR, Tapped	3
10	707544	WELDMENT, Trunnion Guide, RH (Includes Items 2 and 5)	1

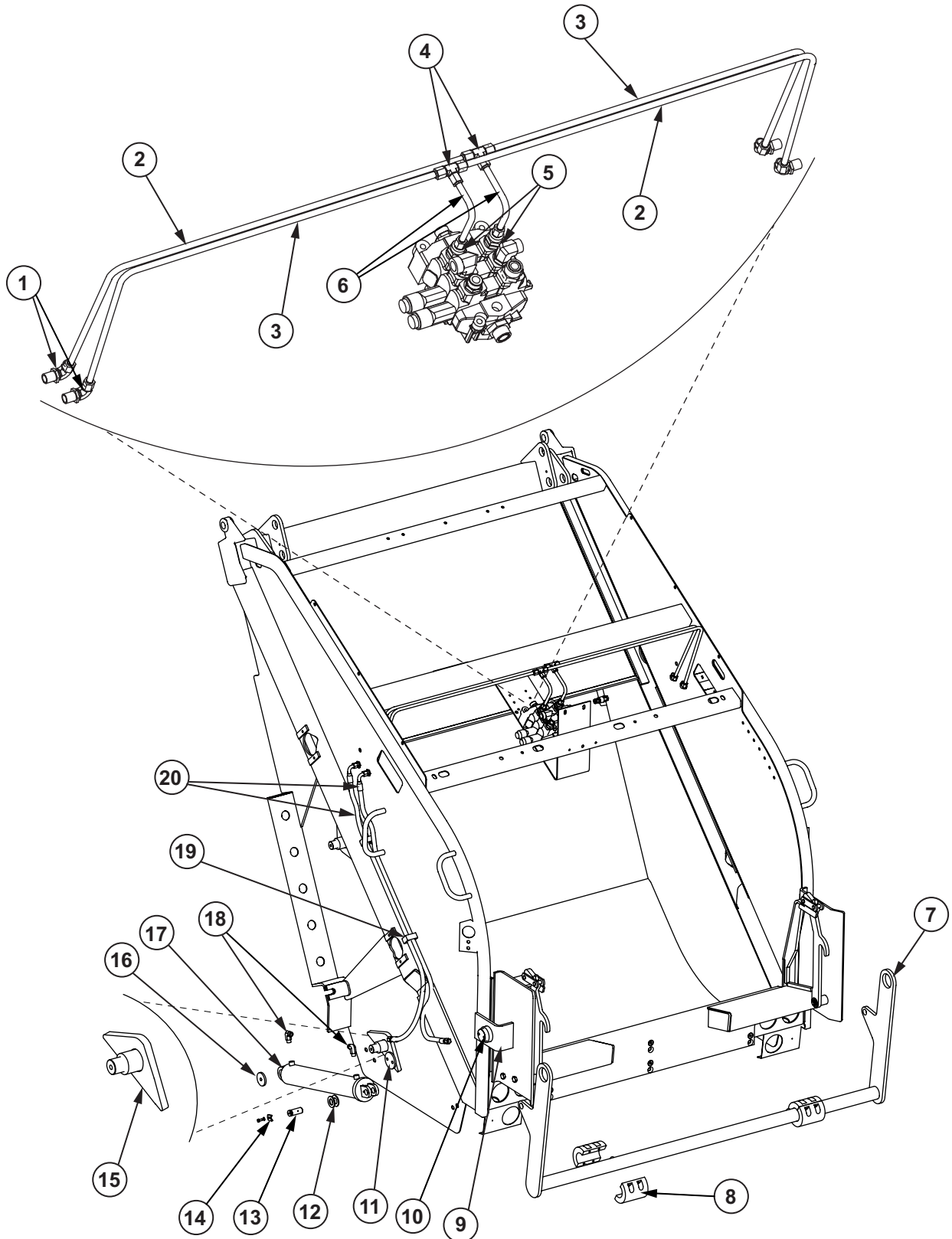
LATCH AND GUIDE EAR ASSEMBLY - 707880 WITH RIGHT SIDE TIPPER



REF. NO.	PART NO.	DESCRIPTION	QTY.
1	707543	WELDMENT, Trunnion Guide, LH (Includes Items 2 and 5)	1
2	211211	WELDMENT, Pin and Link	2
	15016	PIN	2
	108869	PLUNGER, Spring	2
3	707411	GUIDE EAR	2
4	707388	LATCH ARM	2
5	707446	BAR, Trunnion Guide	2
	707427	WEAR STRIP	2
6	F0981	CAPSCREW, 1/2" X 1 1/2" UNC	2
	41876	WASHER, Flat, 1"	2
	F7350	WASHER, Flat, 1/2"	2
7	702486	BRACKET, Light	2
8	707370	WELDMENT, Right Side Tipper Base Angle	1
	F6325	CAPSCREW, 5/8" X 1 1/4" Flat Head	6
9	707356	BAR, Tapped	3
10	707544	WELDMENT, Trunnion Guide, RH (Includes Items 2 and 5)	1

SECTION 9

HYDRAULIC CONTAINER ATTACHMENT (HCA) STANDARD AND WITH TIPPERS

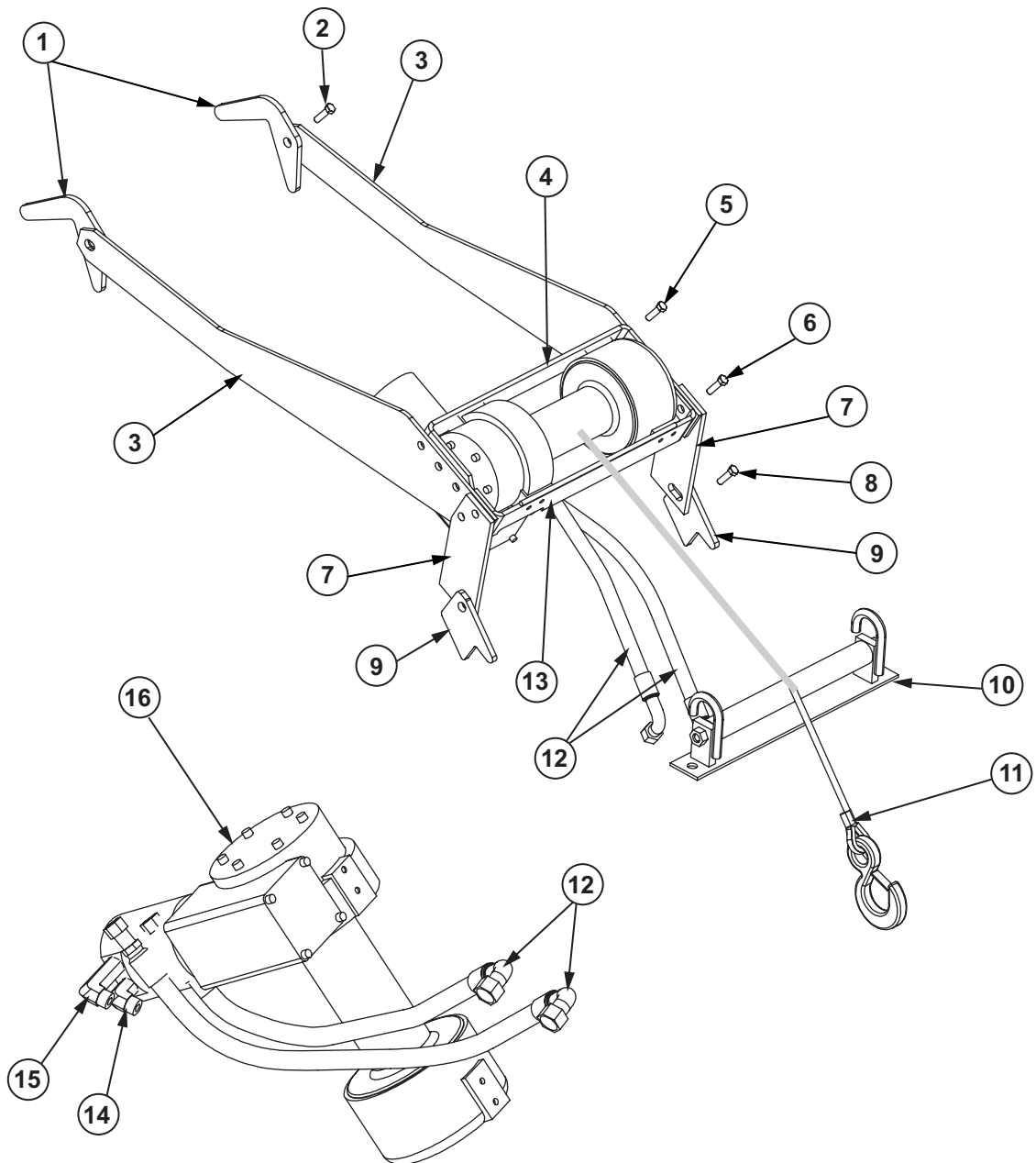


HYDRAULIC CONTAINER ATTACHMENT (HCA) STANDARD AND WITH TIPPERS

REF. NO.	PART NO.	DESCRIPTION	QTY.
1	709695	ELBOW, Bulkhead	4
		O-RING, # 10 ORFS	8
2	709718	ASSEMBLY, Tube	2
3	709713	ASSEMBLY, Tube	2
4	709698	TEE	2
		O-RING, # 10 ORFS	6
5	709700	REDUCER, # 16 to # 10 ORFS	2
	706610	O-RING, # 16 ORFS	2
		O-RING, # 10 ORFS	2
6	709709	ASSEMBLY, Tube	2
7	705066	WELDMENT, Push Bar, Standard	1
	709667	WELDMENT, Push Bar, With Tippers	1
8	604718	ROLLER HALF	4
	F0400	CAPSCREW, 3/8" X 1 3/4" UNC	8
	F7250	WASHER, Flat, 3/8"	16
	F3075	NUT, Elastic Stop, 3/8" UNC	8
9	704749	PLATE, Upper Pivot	2
10	700219	PIVOT, Upper	2
	15269	BEARING	2
11	602333	COVER, Push Bar Pivot	2
	F0950	CAPSCREW, 1/2" X 1 1/4" UNC	4
	F7975	WASHER, Lock, 1/2"	4
12	F7675	WASHER, SAE, 1 1/4"	4
13	PO-420	PIN	2
14	PO-421	RETAINER	2
	F0258	CAPSCREW, 3/8" X 3/4" UNC	2
	F7875	WASHER, Lock, 3/8"	2
15	704417	WELDMENT, Cylinder pivot	2
16	31937	RETAINER	2
	F1300	CAPSCREW, 5/8" X 1" UNC	2
	F8051	WASHER, Lock, 5/8"	2
17	407028	ASSEMBLY, Cylinder	2
18	705387	ELBOW, Straight Thread to ORFS	4
	103081-10	O-RING, # 10 Straight Thread	4
		O-RING, # 10 ORFS	4
19	108950	ASSEMBLY, Tube Support	4
20	709707	ASSEMBLY, Hose	4

SECTION 9

12,000 LB. WINCH INSTALLATION - 711589

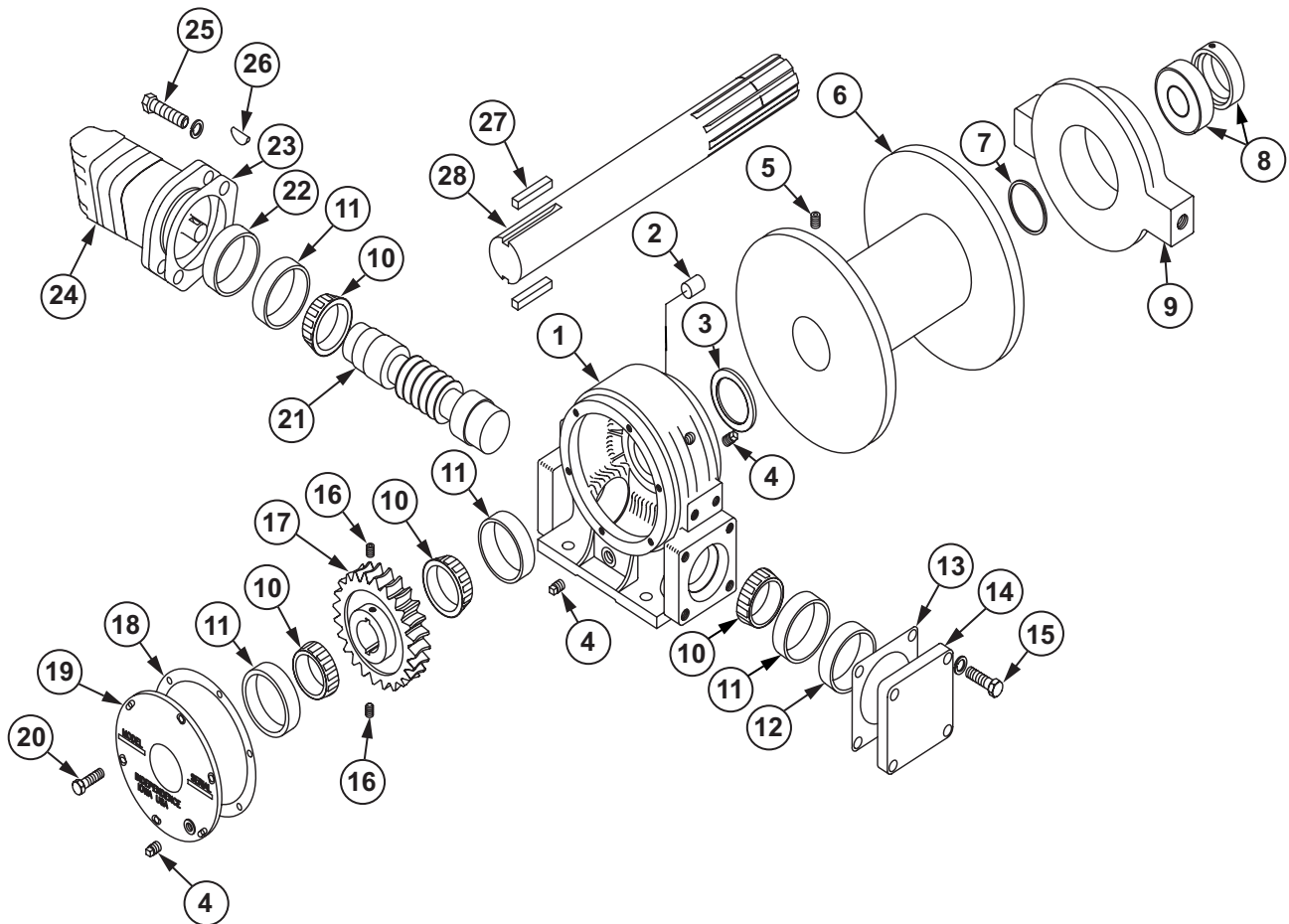


12,000 LB. WINCH INSTALLATION - 711589

REF. NO.	PART NO.	DESCRIPTION	QTY.
1	200214	EAR, Winch (Welded to Hinge Tube)	2
2	F1780	CAPSCREW, 3/4" X 2 1/2" UNC	2
	F7475	WASHER, Flat, 3/4"	2
	F7500	WASHER, Lock, 3/4"	2
	F3700	NUT, 3/4" UNC	2
3	406710	BAR, Side	2
4	711902	BRACKET, Winch Mount, Rear	1
	F0325	CAPSCREW, 3/8" X 1 1/4" UNC	4
	F7875	WASHER, Lock, 3/8"	4
	F7250	WASHER, Flat, 3/8"	4
5	F1385	CAPSCREW, 5/8" X 1 3/4" UNC	4
	F8050	WASHER, Lock, 5/8"	4
	F3487	NUT, 5/8" UNC	4
6	F1420	CAPSCREW, 5/8" X 2 1/4" UNC	4
	F8050	WASHER, Lock, 5/8"	4
	F3487	NUT, 5/8" UNC	4
7	210700	BRACKET, Frame Support	2
8	F1780	CAPSCREW, 3/4" X 2 1/2" UNC	2
	F7475	WASHER, Flat, 3/4"	2
	F7500	WASHER, Lock, 3/4"	2
	F3700	NUT, 3/4" UNC	2
9	200219	EAR, Lower (Welded to Tailgate Cross Channel)	2
10	306078	ASSEMBLY, Roller	1
	F1631	CAPSCREW, 3/4" X 1 1/2" UNC	2
	F7475	WASHER, Flat, 3/4"	2
	F7500	WASHER, Lock, 3/4"	2
	F3700	NUT, 3/4" UNC	2
11	307250	ASSEMBLY, Winch Cable, 35 Ft. (Includes Hook and Safety Latch)	1
	100028	HOOK, 5 Ton, With Safety Latch	1
	108279	LATCH, Safety	1
12	705399	ASSEMBLY, Hose	2
13	711908	BRACKET, Winch Mount	1
	711622	BLOCK, Spacer	2
	F1076	CAPSCREW, 1/2" X 2 3/4" UNC	4
	F7975	WASHER, Lock, 1/2"	4
	F7350	WASHER, Flat, 1/2"	4
14	705387	ELBOW, Straight Thread to ORFS	1
	103081-10	O-RING, # 10 Straight Thread	1
		O-RING, # 10 ORFS	1
15	705386	ELBOW, Straight Thread to ORFS (Long)	1
	103081-10	O-RING, # 10 Straight Thread	1
		O-RING, # 10 ORFS	1
16	708414	ASSEMBLY, Winch, 12,000 Lb.	1

SECTION 9

12,000 WINCH ASSEMBLY - 708414

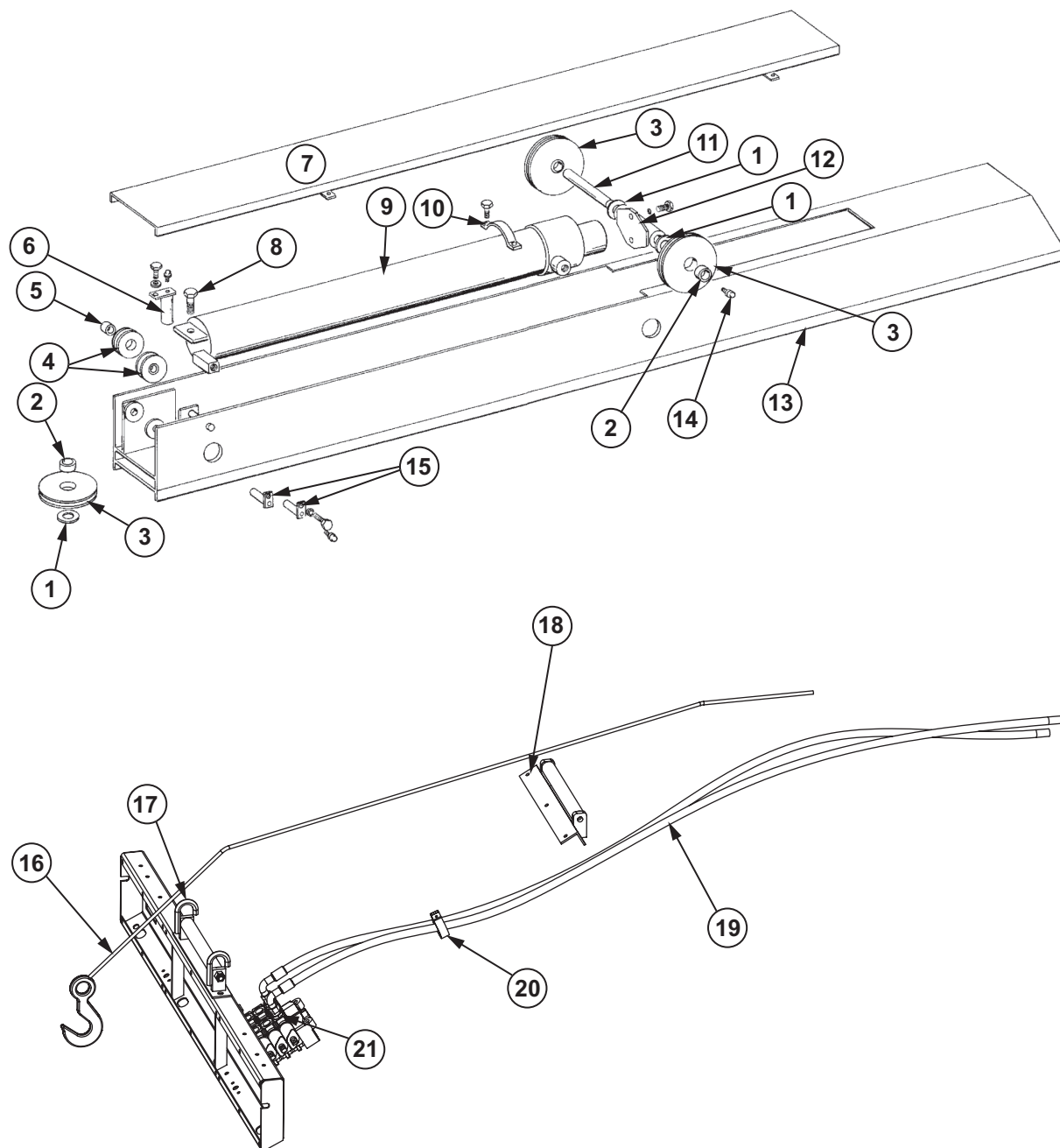


12,000 LB. WINCH ASSEMBLY - 708414

REF. NO.	PART NO.	DESCRIPTION	QTY.
1	712225	CASE, Gear	1
2	712226	BLOCK, Wear	1
3	712227	SEAL	1
4	712228	PLUG, Pipe, 3/8"	3
5	712229	SCREW, Set, Socket Head, 1/2" X 1/2"	1
6	712230	DRUM, Winch	1
7	712231	RING, Retaining	1
8	712232	ASSEMBLY, Bearing	1
9	712233	HOUSING, End	1
10	712234	CONE, Bearing	4
11	712235	CUP, Bearing	4
12	712236	SPACER	1
13	712237	GASKET	1
14	712238	COVER	1
15	712242	CAPSCREW, 7/16" X 1 1/4" UNC	4
16	712245	SCREW, Set, 3/8" X 1/2"	2
17	712247	GEAR	1
18	712248	GASKET	1
19	712250	COVER	1
20	712253	CAPSCREW, 5/16" X 1" UNC	6
21	712256	GEAR, Worm	1
22	712258	SPACER	1
23	712260	GASKET	1
24	712261	ASSEMBLY, Motor	1
	972148	KIT, Seal, Motor	1
25	712264	CAPSCREW, 7/16" X 1 1/2" UNC	2
26	712265	KEY, Woodruff, 1/4" X 1"	1
27	712266	KEY, 3/8" X 1 7/16"	2
28	712267	SHAFT	1
	708414	ASSEMBLY, Winch	1

SECTION 9

CONTAINER LIFT CYLINDER INSTALLATION - 709552

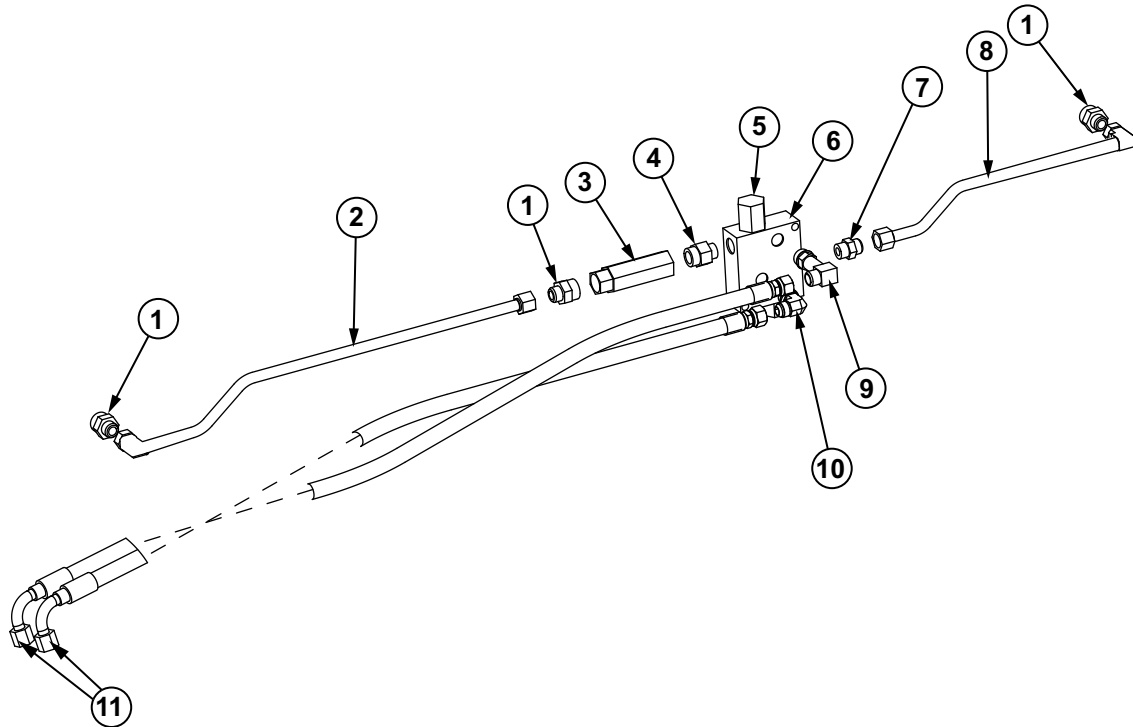


CONTAINER LIFT CYLINDER INSTALLATION - 709552

REF. NO.	PART NO.	DESCRIPTION	QTY.
1	101864	WASHER, Thrust	3
2	101701	BUSHING	3
3	301451	SHEAVE, Large (With 101701 Bushing)	3
4	202218	SHEAVE, Small (With 101702 Bushing)	2
5	101702	BUSHING	2
6	202988	PIN, large Sheave	1
	F0022	CAPSCREW, 1/4" X 3/4" UNF	1
	F7750	WASHER, Lock, 1/4"	1
7	301921	WELDMENT, Cover	1
	F0100	CAPSCREW, 5/16" X 7/8" UNC	8
	F7775	WASHER, Lock, 5/16"	8
	F7200	WASHER, Flat, 5/16"	8
8	F1725	CAPSCREW, 3/4" X 2" UNC	1
	F8075	WASHER, Lock, 3/4"	1
	F3650	NUT, 3/4" UNC	1
9	406582	CYLINDER, Piston Winch	1
10	41861	STRAP, Cylinder	1
	F0960	CAPSCREW, 1/2" X 1 1/4" UNC	2
	F7975	WASHER, Lock, 1/2"	2
11	202967	PIN, Sheave	1
12	202516	WELDMENT, Pivot	1
	F0900	CAPSCREW, Socket head, 1/2" X 1" UNC	2
13	402088	WELDMENT, Enclosure, Cylinder	1
14	16170	FITTING, Grease	5
15	202989	PIN, Small Sheave	2
	F0022	CAPSCREW, 1/4" X 3/4" UNF	2
	F7750	WASHER, Lock, 1/4"	2
16	301803	ASSEMBLY, Cable, 56 Ft. (Includes Hook and Safety Latch)	1
	100028	HOOK, 5 Ton, With Safety Latch	1
	108279	LATCH, Safety	1
	100308	CLIP, Wire Rope, 1/2"	3
17	306078	ASSEMBLY, Roller	1
	F1630	CAPSCREW, 3/4" X 1 1/2" UNC	2
	F7475	WASHER, Flat, 3/4"	2
	F3670	NUT, Elastic Stop, 3/4" UNC	2
18	211245	ASSEMBLY, Roller, Top	1
	F0960	CAPSCREW, 1/2" X 1 1/4" UNC	3
	F3325	NUT, Elastic Stop, 1/2" UNC	3
19	709523	ASSEMBLY, Hose	1
20	305000	HOSE SUPPORT	1
	F0024	CAPSCREW, 1/4" X 1" UNC	1
	F2775	NUT, Nylock, 1/4" UNC	1
21	704333	FITTING, Straight Thread to ORFS	2
	103081-12	O-RING, # 12 Straight Thread	2
	706610	O-RING, # 16 ORFS	2
	305510	ASSEMBLY, Piston Winch (Includes Items 1-15 and Items 1-10 on Page 9-13)	1

SECTION 9

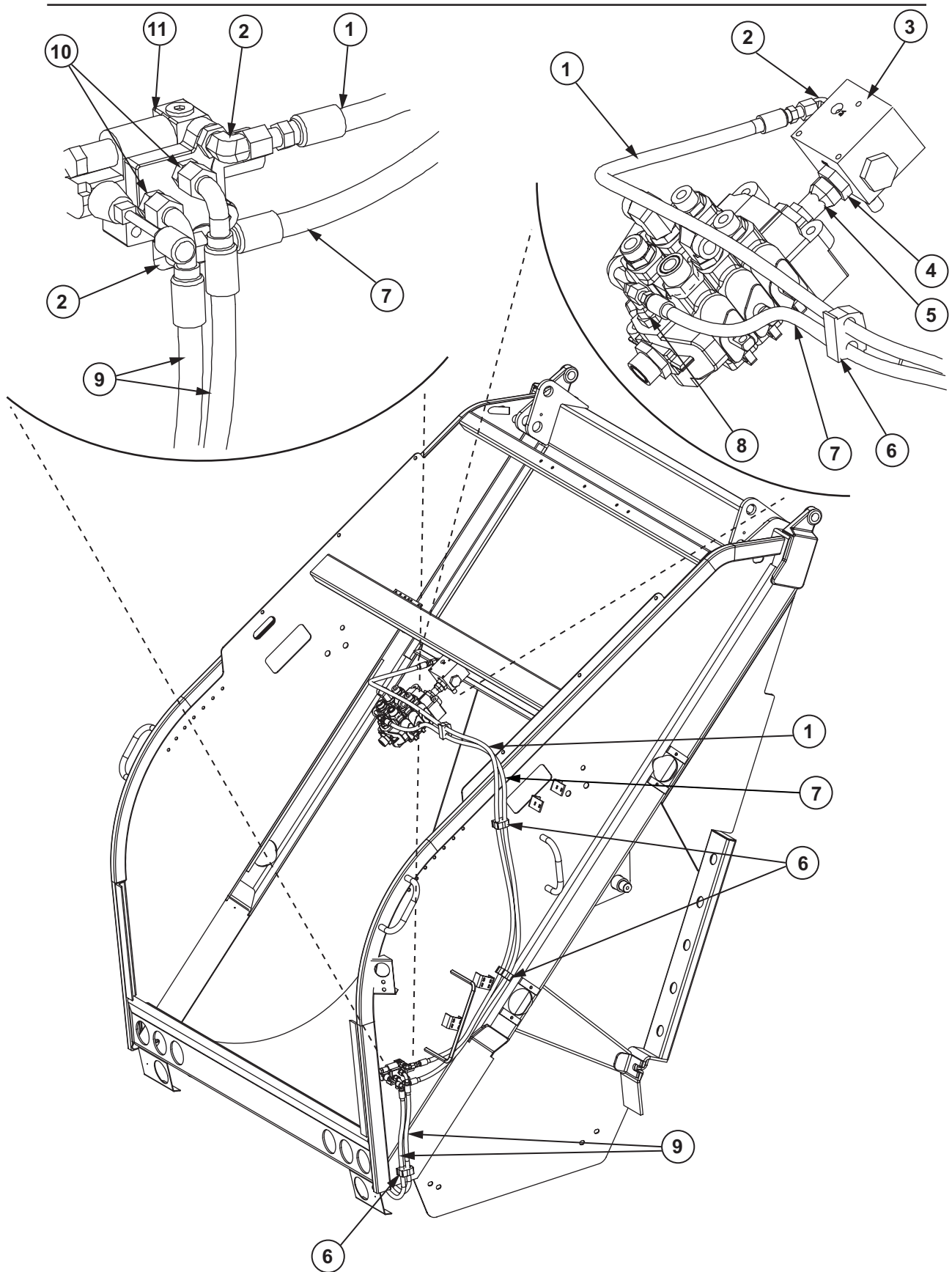
CONTAINER LIFT CYLINDER HYDRAULICS



REF. NO.	PART NO.	DESCRIPTION	QTY.
1	704333	CONNECTOR, Straight Thread to ORFS	3
	103081-12	O-RING, # 12 Straight Thread	3
	706610	O-RING, # 16 ORFS	3
2	705465	TUBE, Assembly	1
3	108108	VALVE, Check, Orifice	1
4	107851	UNION, Straight Thread, O-Ring	1
5	602895	CARTRIDGE, Flow Control, Extend (Upper)	1
	940112	CARTRIDGE, Flow Control, Retact (Lower)	1
6	306073	VALVE, Flow Regulator (With Cartridges)	1
	F1076	SCREW, Cap, 1/2" X 2 3/4" UNC	2
	F3325	NUT, 1/2" UNC, Nylock	2
7	103135	CONNECTOR, Straight Thread to ORFS	1
	103081-12	O-RING, # 12 Straight Thread	1
	706609	O-RING, # 12 ORFS	1
8	705468	TUBE, Assembly	1
9	103131	ELBOW, 90 Degree, Straight Thread to ORFS	1
	103081-12	O-RING, # 12 Straight Thread	1
	706609	O-RING, # 12 ORFS	1
10	104720	ELBOW, Straight Thread to ORFS	1
	103081-12	O-RING, # 12 Straight Thread	1
	706609	O-RING, # 12 ORFS	1
11	709523	ASSEMBLY, Hose	2

SECTION 9

TIPPER HYDRAULICS - 709755 - SINGLE TIPPER

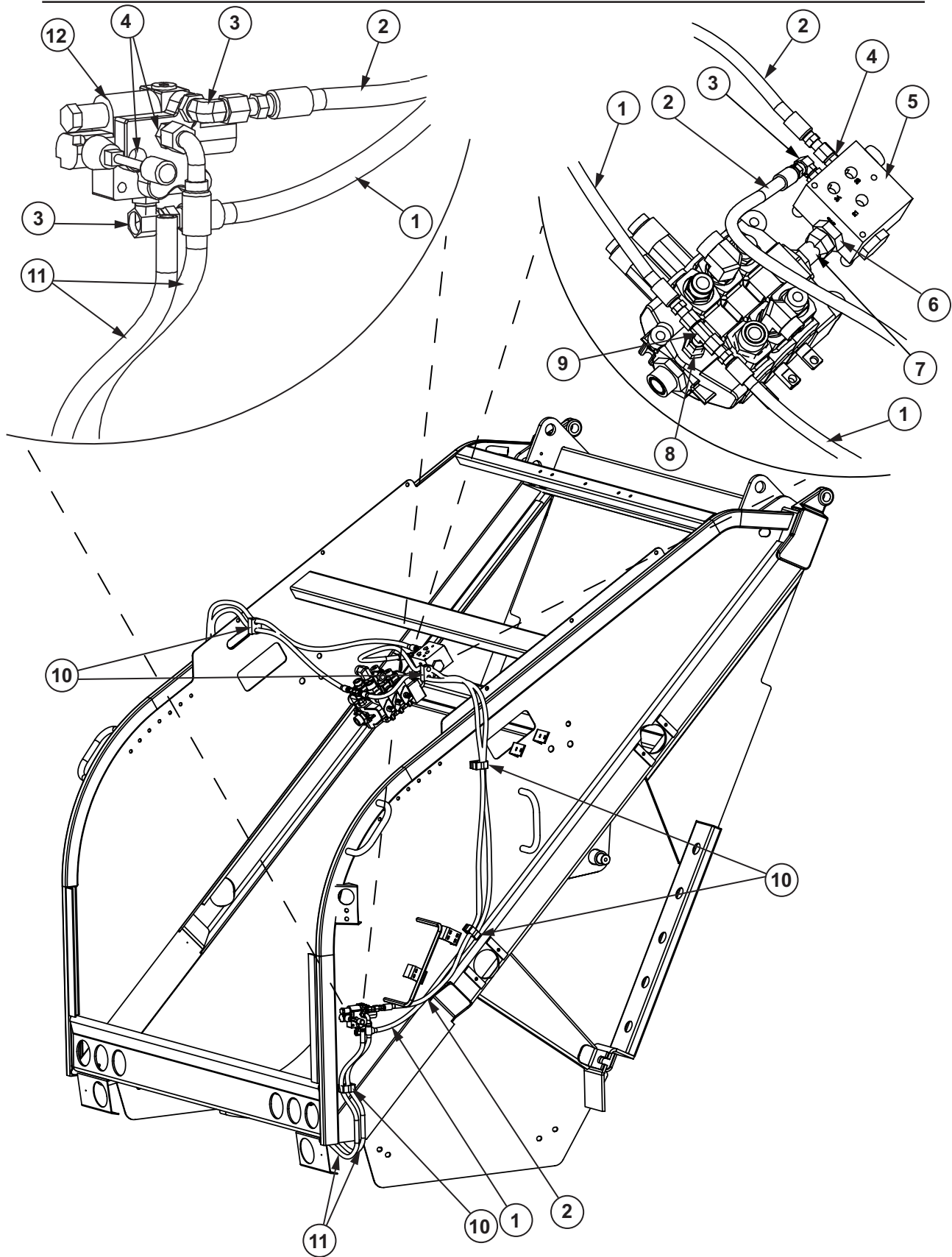


TIPPER HYDRAULICS - 709755 - SINGLE TIPPER

REF. NO.	PART NO.	DESCRIPTION	QTY.
1	709843	ASSEMBLY, Hose	1
2	103206	ELBOW, Straight Thread to ORFS	3
	103081-08	O-RING, # 8 Straight Thread	3
	706608	O-RING, # 8 ORFS	3
3	705522	VALVE, Single Tipper	1
	705526	CARTRIDGE, Flow, 1.4 to 1.7 GPM	1
	705528	CARTRIDGE, Flow, 2.5 to 3.5 GPM	1
4	103133	CONNECTOR, Straight Thread to ORFS	1
	103081-16	O-RING, # 16 Straight Thread	1
	706611	O-RING, # 20 ORFS	1
5	707728	FITTING, Straight Thread to ORFS	1
	103081-16	O-RING, # 16 Straight Thread	1
6	100269	ASSEMBLY, Tube Support	4
7	709844	ASSEMBLY, Hose	1
8	103769	ELBOW	1
	706608	O-RING, # 8 ORFS	2
9	709842	ASSEMBLY, Hose	2
10	103207	CONNECTOR, Straight Thread to ORFS	2
	103081-08	O-RING, # 8 Straight Thread	2
	706608	O-RING, # 8 ORFS	2
11	706962	VALVE, Tipper Hand	1

SECTION 9

TIPPER HYDRAULICS - 710874 - DUAL TIPPERS



TIPPER HYDRAULICS - 710874 - DUAL TIPPERS

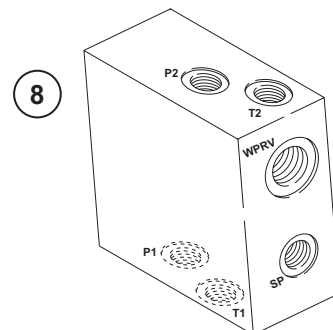



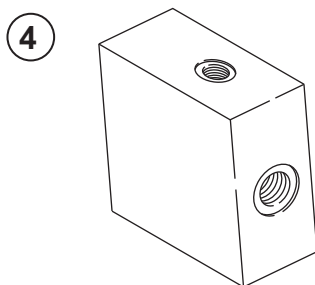

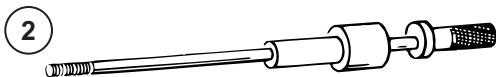
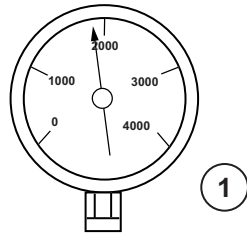
REF. NO.	PART NO.	DESCRIPTION	QTY.
1	709844	ASSEMBLY, Hose	2
2	709843	ASSEMBLY, Hose	2
3	103206	ELBOW, Straight Thread to ORFS	5
	103081-08	O-RING, # 8 Straight Thread	5
	706608	O-RING, # 8 ORFS	5
4	103207	CONNECTOR, Straight Thread to ORFS	5
	103081-08	O-RING, # 8 Straight Thread	5
	706608	O-RING, # 8 ORFS	5
5	705524	VALVE, Diverter, Dual Tipper	1
	705526	CARTRIDGE, Flow, 1.4 to 1.7 GPM	2
	705528	CARTRIDGE, Flow, 2.5 to 3.5 GPM	2
6	103133	CONNECTOR, Straight Thread to ORFS	1
	103081-16	O-RING, # 16 Straight Thread	1
	706611	O-RING, # 20 ORFS	1
7	707728	CONNECTOR, Straight Thread to ORFS	1
	103081-16	O-RING, # 16 Straight Thread	1
8	103136	CONNECTOR, Straight Thread to ORFS	1
	103081-12	O-RING, # 12 Straight Thread	1
	706608	O-RING, # 8 ORFS	1
9	107573	TEE, # 8 ORFS	1
	706608	O-RING, # 8 ORFS	2
10	100269	ASSEMBLY, Tube Support	8
11	709842	ASSEMBLY, Hose	4
12	706962	VALVE, Tipper Hand	2

SERVICE TOOLS

GENERAL

The Service Tools shown in this section will be required for some service and repair procedures. These tools are available from your local authorized Leach Distributor.

The actual use of each tool is described in Section 9, Service and Repair, of the appropriate service manual.



SERVICE TOOLS

NO.	PART NO.	DESCRIPTION	EXPLANATION	UNIT
1	603667	Pressure Gauge	To measure system pressure	All except FL104/Beta
2	T-SK-793-100	Pin Puller	Remove pivot pins	All
3	100368	Snap Connector	Quick coupling for pressure gauges	All
4	605018□ □ □ □	Test Block□ □ □ □ □ □ □	Test resistance cartridge□ □ □ □ □ □ □ □	AL/BE/DE Series III
5	103081	O-Ring Kit□ □	# 4 to # 24 Straight Thread o-rings	All except FL104
6	972087	ORFS O-Ring Kit□	# 4 to # 24 ORFS o-rings	All
7	970004	Plunger Tool	Remove/install spring-loaded plungers on rear loader container attachments	
8	710475□ □ □ □	Test Block□ □ □ □ □ □ □	Test circuit relief cartridges	AL/BE/DE Series III

NOTES

[illegible]



Customer Support Center

3596 Stearns Drive
Oshkosh, WI 54904

1-800-231-2771

Parts, Service and Warranty
(during business hours)

Technical Support Service
(24 hours)

