



## SATURA SPOT LED PRO

sku# SAT871

### FEATURES

- 300W RGBW LED Color Mixing Engine
- Comparable Color Output to 575W Discharge Fixture
- 12° to 38° Zoom / Prism / Iris / Focus
- EWDMX Wireless DMX Receiver
- Microphone for Sound Activated Programs
- Rechargeable Backup Battery for Menu Display
- Stand Alone Operation with Master/Slave Function
- Software Upload via Optional External DMX Accessory



The new Satura Spot LED PRO features a 300W RGBW color mixing engine comparable to 575W discharge fixtures currently available, 13 gobos (6 rotating, 7 static) with fast 12° to 38° zoom, 16-bit resolution on all motor functions, 3 facet rotating and indexing prism, frost filter, motorized focus, full color 180° reversible menu display with 6 button touch control panel, battery backup for display power, 3pin and 5pin DMX connections, built-in EWDMX wireless DMX receiver, and a multi-voltage universal auto switching power supply (100-240v).



ELATION | SATURA SPOT LED PRO | Product Specification Sheet

Specifications are subject to change without notice ©Elation Professional

Elation Professional USA | 6122 S. Eastern Ave. | Los Angeles, CA. 90040  
323-582-3322 | 323-832-9142 fax | www.elationlighting.com | info@elationlighting.com

Elation Professional B.V. | Junostraat 2 | 6468 EW Kerkrade, Netherlands  
+31 45 546 85 66 | +31 45 546 85 96 fax | www.elationlighting.eu | info@elationlighting.eu

**PRODUCT SPECIFICATIONS**

**SOURCE**

1 x 300W RGBW LED Engine  
60,000 Hour Average LED Engine Life

**PHOTOMETRICS**

Max 5,410 LUX @5M 12° Min Zoom

**EFFECTS**

540°/630° Pan  
245° Tilt  
Frost Filter  
Motorized Focus  
Dimming: 0% - 100%  
Motorized Iris: 5% - 100%  
High Speed Mechanical Shutter / Strobe  
3 Facet Rotating Prisms with 16 Prism Macros  
7 Auto Program Macros

**GOBOS**

2 Gobo Wheels  
13 Gobos (6 Rotating + 7 Static)  
Size: OD 27mm / 22mm

**CONTROL / CONNECTIONS**

3 DMX Channel Modes (21/19/25)  
3pin & 5pin DMX In/Out  
6 Button Touch Control Panel  
Full Color 180° Reversible LCD Menu Display  
8 / 16 Bit Resolution Adjustable Movement  
powerCON Power In

**SIZE / WEIGHT**

Length: 16.1" (410mm)  
Width: 12.2" (310mm)  
Vertical Height: 27.6" (701mm)  
Weight: 53 lbs. (26kg)

**ELECTRICAL / THERMAL**

AC 100-240V - 50/60Hz  
500W Power Consumption  
-25°C/-13°F to 45°C/113°F

**INSTALLATION / MOUNTING**

Floor or Truss w/Dual Omega Brackets

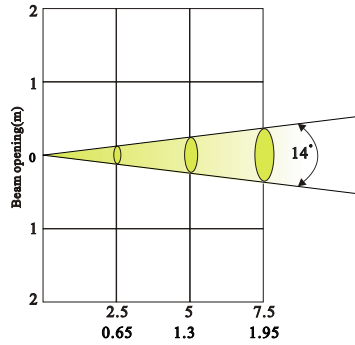
**APPROVALS / RATINGS**

CE Pending  
cETLus Pending  
IP20 Rated

**PHOTOMETRIC DATA**

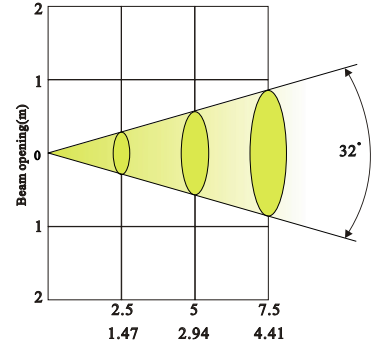
**Min. Beam angle 14°**

Intensity LUX	F	14780	3855	1726
	R	2480	650	274
	G	4480	173	522
	B	580	148	66
	W	8978	2345	1054



**Max. Beam angle 32°**

Intensity LUX	F	3411	890	410
	R	595	150	70
	G	1031	265	120
	B	130	35	15
	W	2083	540	243



**COLORS & GOBOS**



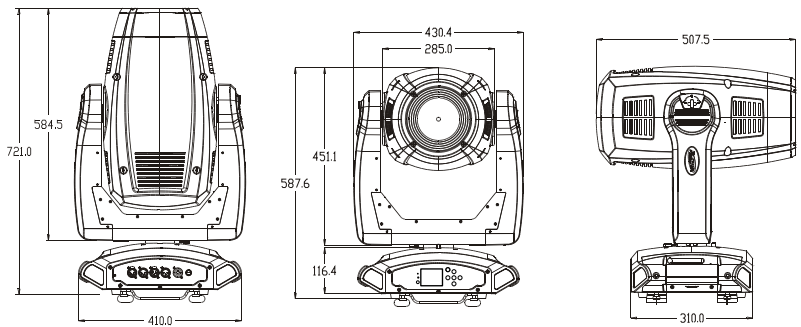
**ROTATING GOBOS**



**STATIC GOBOS**



**DIMENSIONAL DIAGRAM (MM)**



**ACCESSORIES**



EWDMMX  
Wireless DMX Transmitter



E-LOADER  
Software Update Box



WPO2  
IP Rated Dome



Specifications are subject to change without notice ©Elation Professional

Elation Professional USA | 6122 S. Eastern Ave. | Los Angeles, CA 90040  
323-582-3322 | 323-832-9142 fax | www.elationlighting.com | info@elationlighting.com

Elation Professional B.V. | Junostraat 2 | 6468 EW Kerkrade, Netherlands  
+31 45 546 85 66 | +31 45 546 85 96 fax | www.elationlighting.eu | info@elationlighting.eu