

Automotive Manuals

An absolute must
for the serious restorer!

One of the hottest selling Chevrolet
books of all time!

Chevrolet Service and Shop Manual

Factory manuals that give all the information you'll need for servicing your Chevy II or Nova. Each shop manual includes procedures for maintenance and adjustments, minor service operations, removal and installation of components (excluding the body) and a wealth of General Motors service operations techniques. If there is one book devoted to the care of your Nova, this is the one!

Includes information on other models in the Chevrolet line (excluding Corvette).

Whether you own a Nova or another Chevrolet model, these manuals have the important and pertinent information for correct maintenance procedures. Written by General Motors. A must for any Chevy II or Nova owner.

Note: Books listed as sets include additional titles covering overhaul, electrical and Fisher body information. See listing for availability.

L2262	1962	Chevy II/Nova	29.99 ea
L2369	1963	1963 Chevy II/Nova Supplement - use with L2262	24.99 ea
L2264	1964	1964 Chevy II/Nova Supplement - use with L2262	14.99 ea
L2265	1965		24.99 ea
L2266	1966		29.99 ea
L2267	1967		29.99 ea
L2268	1968		29.99 ea
L2269	1969		29.99 ea
L2270	1970		29.99 ea
L2271	1971		29.99 ea
L2272	1972		29.99 ea
L2273	1973		69.99 ea
L2275	1975	Includes '75 Shop Supp. '74 Shop/Overhaul Manual	69.99 ea
L2276	1976	Includes Shop Manual, Overhaul manual & Wiring	131.99 set
L2277	1977	Includes Shop/Body/Overhaul, Wiring Diagram	179.99 set
L2278	1978	Includes Shop/Body/Overhaul, Wiring & Electrical	419.99 set
L2279	1979	Includes Shop/Body/Overhaul, Wiring & Electrical	131.99 set

The Ultimate Body Manual
for Nova Models!

Covers every essential
body component and
much more!

Fisher Body Manuals


All Fisher body manuals have complete information on the essential removal, installation and adjustment procedures for servicing each year Nova. Information includes interior trim cleaning, headlining, stationary glass, door panels, rear seat shelf, convertible top, electrical and more. This manual covers the most essential information pertaining to the body.

Unlike the shop manual, you'll find unique information, illustrations, and other information

found nowhere else. We recommend this manual for any Chevrolet owner who intends to keep and maintain their vehicle.

Note: This book covers the body aspect of the vehicle. For mechanical operations, see the Chevrolet Service / Shop Manual.

L2366	1966	24.99 ea
L2367	1967	24.99 ea
L2368	1968	24.99 ea
L2369	1969	24.99 ea
L2370	1970	24.99 ea
L2371	1971	24.99 ea
L2372	1972	24.99 ea
L2373	1973	109.99 ea
L2374	1974	118.99 ea
L2376	1976	142.99 ea
L2377	1977	102.99 ea
L2378	1978	129.99 ea
L2379	1979	153.99 ea




Automotive Manuals



Service/Fisher Body/Assembly Manual Kits

Due to popular demand, Classic Industries® has put together this easy to use restoration/reference kit. This three volume kit includes the most desirable manuals required to completely rebuild, assemble or restore your 1966-72 Chevrolet X-body. Both enthusiasts and professionals will find answers to just about any technical question in one or all three of these manuals. The service manual contains information regarding maintenance and adjustment, minor service operations and the removal and installation of the mechanical parts of the car. The Fisher Body Manual includes information on body panels, electrical, stationary glass, convertible tops, headlining and much more! The assembly manual is a duplicate of the original technical assistance-reference guide which was used by the original GM assembly line personnel when the cars were being built. The information is extremely detailed and includes exploded views of many different areas of the vehicle including original part numbers (which may have changed due to replacement numerical assignments). This kit is an absolute must for all 1966-72 Nova owners! Each manual also available separately.

RN966 1966.....	67.99 kit
RN967 1967.....	67.99 kit
RN968 1968.....	67.99 kit
RN969 1969.....	67.99 kit
RN970 1970.....	67.99 kit
RN971 1971.....	67.99 kit
RN972 1972.....	67.99 kit



Chevy II/Nova Assembly Manuals

The most informative and comprehensive book available on early Chevy II and Nova assembly! Each manual contains detailed information on complete assembly of each component, exploded views of each part and where it fits, corresponding part numbers for each part and factory notations on assembly. No restorer should be without this manual! Manuals vary in page numbers according to year.

LN1062 1962.....	19.99 ea
LN1063 1963.....	19.99 ea
LN1064 1964.....	19.99 ea
LN1065 1965.....	19.99 ea
LN1066 1966.....	19.99 ea
LN1067 1967.....	19.99 ea
LN1068 1968.....	19.99 ea
LN1069 1969.....	19.99 ea
LN1070 1970.....	19.99 ea
LN1071 1971.....	19.99 ea
LN1072 1972.....	19.99 ea

Factory Shop Manuals on CD-ROM

The information provided on each CD-ROM includes virtually all the information you'll find in a factory shop manual. Each CD-ROM gives you the ability to view complete factory technical information on the make and model of your vehicle. You can print out just that portion of the manual that's needed, or go to the index and type in the part that you're trying to locate. If several manuals are required for a particular make and model, all are supplied on a single CD for your convenience.



1962-64 Chevy II/Nova Shop Manual

Includes the 1962 Chevy II Shop Manual and 1963-64 supplements.
CDN6200 1962-64..... 49.99 ea

1965 Chevy II/Nova Shop Manual

Includes the 1965 Chevrolet Chassis Service Manual, the 1965 GM Body manual, and the 1964-72 Parts and Accessories manual.
CDF6500 1965..... 49.99 ea

1966 Chevy II/Nova Shop Manual

Includes the 1966 Chevrolet Chassis Service Manual, the 1966 GM Body manual, and the 1964-72 Parts and Accessories manual.
CDF6600 1966..... 49.99 ea

1967 Chevy II/Nova Complete Factory Manuals

Includes 1967 Chassis Service manual, 1967 Chassis Overhaul manual, 1967 Fisher Body manual and 1964-72 Parts and Accessories information. 49.99 ea
CDC6700 1967.....

1968 Chevy II/Nova Complete Factory Manuals

Includes 1968 Chassis Service manual, 1968 Chassis Overhaul manual, 1968 Fisher Body manual and 1964-72 Parts and Accessories information. 49.99 ea
CDC6800 1968.....

1969 Chevy II/Nova Complete Factory Manuals

Includes 1969 Chassis Service manual, 1969 Chassis Overhaul manual, 1969 Fisher Body manual and 1964-72 Parts and Accessories information. 49.99 ea
CDC6900 1969.....

1970 Chevy II/Nova Complete Factory Manuals

Includes 1970 Chassis Service manual, 1970 Chassis Overhaul manual, 1970 Fisher Body manual and 1964-72 Parts and Accessories information. 49.99 ea
CDC7000 1970.....

1971 Chevy II/Nova Complete Factory Manuals

Includes 1971 Chassis Service manual, 1971 Chassis Overhaul manual, 1971 Fisher Body manual and 1964-72 Parts and Accessories information. 49.99 ea
CDC7100 1971.....


1972 Chevy II/Nova Complete Factory Manuals

Includes 1972 Chassis Service manual, 1972 Chassis Overhaul manual, 1972 Fisher Body manual and 1964-72 Parts and Accessories information. 49.99 ea
CDC7200 1972.....

1969-79 Haynes Repair Manuals


By Scott Mauk and John H. Haynes

This manual is written by Haynes for the "do-it-yourselfer" who wants to do the work and maintain the vehicle without expensive repair shop prices. The book includes virtually all aspects of maintenance, including engine, cooling system, fuel and exhaust, ignition, transmission, driveline, brakes, suspension, body, wiring and more! Includes step-by-step procedures linked to hundreds of easy to follow photos. Detailed wiring diagrams and color spark plug diagnosis are just a few of the features in this comprehensive manual.
L557 1969-79 Nova (V8)..... 26.99 ea



1962-79 Nova Repair Manual by Chilton

The name Chilton is synonymous with detailed automotive repair and this version is no different. This repair manual covers the complete line of Novas. Includes heavily detailed information on just about all aspects of engine maintenance and repair, tune ups, lube and filters, electrical, troubleshooting, computers, cooling, suspension and more! The Chilton manuals are well respected and used by some of the top mechanics for basic Nova maintenance, service and repair.
L581 1962-79..... 31.99 ea



1962-63 Convertible Top Manual

Covers the car and operations of all GM convertibles for all 1962-63. Includes information on raising and lowering the top, cleaning the top, top boot installation, and care of rear windows. Excellent manual for all convertible tops.
SF301 1962..... 9.99 ea
SF302 1963..... 9.99 ea

Automotive Manuals

Get the information that
came in your Nova's glove box.



1962-79 Owners Manuals

Excellent reprints using exact colors, paper, and printing techniques. You'll find all the original information included in each manual for all years available.

N1962	1962	9.99 ea
N1963	1963	9.99 ea
N1964	1964	9.99 ea
N1965	1965	15.99 ea
N1966	1966	9.99 ea
N1967	1967	9.99 ea
N1968	1968	9.99 ea
N1969	1969	9.99 ea
N1970	1970	9.99 ea
N1971	1971	9.99 ea
N1972	1972	9.99 ea
N1973	1973	9.99 ea
N1974	1974	9.99 ea
N1975	1975	9.99 ea
N1976	1976	9.99 ea
N1977	1977	9.99 ea
N1978	1978	9.99 ea
N1979	1979	9.99 ea



1967-72 Owners Manual Storage Bag

Quality reproduction plastic bag used to store the owners manual in glove box. Original style yellow and blue print is used. Helps keep the owners manual in pristine condition.

L19A	1967-68	3.99 ea
L19B	1969-72	3.99 ea

Chevrolet Super Sport Sales Brochure

The Chevrolet Sports Department is where you'll find our really special equipment. The cars that carry personal tastes in performance to the ultimate. Like Corvette and Chevrolet SS 427, Like Camaro SS and Z28, Chevy Nova SS, Chevelle SS 396 and Corvair Monza. Go ahead and fill out your exact specifications. Some extra-cost options and custom features are shown and described in this catalog.

L6917	1967	9.99 ea
L6919	1969	9.99 ea



1962-74 Sales Brochure

Reproduction dealer salesroom brochures featuring full color pictures, option guides, interior and exterior color guides, and more. This factory approved reproduction is a must for all Nova enthusiasts. Each brochure is an exact replica of the original sales brochure, printed on the same stock paper utilizing correct colors, fonts and size. Bring back that old GM feeling with any of these new sales brochures. Officially licensed by Chevrolet!

L84	1962	9.99 ea
L80	1963	9.99 ea
L85	1964	9.99 ea
L82	1965	9.99 ea
L86	1966	9.99 ea
L87	1967	9.99 ea
L89	1968	9.99 ea
L91	1969	9.99 ea
L92	1970	9.99 ea
L93	1971	9.99 ea
L96	1972	9.99 ea
L90	1973	9.99 ea
L97	1974	9.99 ea



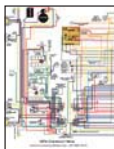
1963-71 New Car Accessory Price List

What makes interesting reading and gives you valuable information on what the options and accessories were back when these cars were new? The accessory price list does! Each reprinted version contains great and interesting information on just what the factory charged for each option or accessory. You may be surprised how inexpensive the original optional items were, and what there going for now in the used marketplace. We offer these price lists for the following years and models:

Chevy II			
DC514	1963	accessory list	4.99 ea
DC513	1964	accessory list	4.99 ea
DC948	1964	new car retail price book	4.99 ea
DC515	1965	new car access price list	4.99 ea
DC947	1965	new car retail price book	4.99 ea
DC512	1966	new car access price list	4.99 ea
DC946	1966	new car retail price book	4.99 ea
DC511	1967	accessory price list	4.99 ea
DC508	1968	accessory price list	4.99 ea
Nova			
DC509	1969	accessory price list	4.99 ea
DC496	1969	base/accessory price list	3.99 ea
DC510	1970	base/accessory price list	4.99 ea
DC951	1971	retail price list	4.99 ea



14370




14377

1962-74 Full Color Wiring Diagrams

If you are tired of trying to read and decipher black and white wiring diagrams out of your old shop manual, we have a solution! These include two, 8-1/2" x 11" full color drawings with the dash to rear lights on one side and the dash to headlamps on the other. They are laminated back to back in heavy plastic for durability (no more grease smudges) and ease of use. Redo the wiring on your classic Chevy the easy way... in color!

Note: A second wire diagram is required for cars equipped with the optional console gauge package.

14362	1962	19.99 ea
14363	1963	19.99 ea
14364	1964	19.99 ea
14365	1965	19.99 ea
14366	1966	19.99 ea
14367	1967	19.99 ea
14368	1968	19.99 ea
14369	1969	19.99 ea
14395	1969	w/console gauges - 19.99 ea
14370	1970-71	w/console gauges - 19.99 ea
14371	1970-71	w/console gauges - 19.99 ea
14372	1972	w/console gauges - 19.99 ea
14373	1972	w/console gauges - 19.99 ea
14374	1973	w/console gauges - 19.99 ea
14375	1973	w/console gauges - 19.99 ea
14376	1974	w/console gauges - 19.99 ea
14377	1974	w/console gauges - 19.99 ea




MP107

1962-76 Wiring Diagrams

Reprints of the wiring diagrams covering chassis, lights, and general wiring information. A must when replacing or working on your Chevy II/Nova wiring.

MP101	1962	6.99 ea
MP102	1963	6.99 ea
MP103	1964	6.99 ea
MP104	1965	6.99 ea
MP105	1966	6.99 ea
MP106	1967	6.99 ea
MP107	1968	6.99 ea
MP108	1969	6.99 ea
MP109	1970	6.99 ea
MP162	1971	6.99 ea
MP172	1972	6.99 ea
MP173	1973	6.99 ea
L3475	1975	6.99 ea
L3476	1976	6.99 ea


Automotive Literature



L322



L323




L324

1964-69 Illustrated Facts Manual

Includes great information on stripping, blends, security features, interior styles, and more! Get information on engine specifications and facts pertaining to each specific year. Great reading!

L322	1964.....	6.99 ea
L323	1966.....	6.99 ea
L324	1967.....	6.99 ea
L325	1968.....	6.99 ea
L326IL	1969.....	6.99 ea




American Muscle Supercars

Author-photographer David Newhardt profiles the tuner-builders who have dominated American performance—names like Mr. Norm's Grand Spaulding Dodge, Nickey Chevrolet, Don Yenko, Carroll Shelby, George Hurst, and Baldwin-Motion. And he focuses on the tuners who continue to lead the way, builders such as Steve Saleen, Calloway, and SLP, whose vehicles are the fastest ever built. From the oldest of these muscle tuners, commanding top dollar at today's classic-car auctions, to the latest attempts by Ford and Chrysler to get into the game with their SVT and SRT divisions, this book gives readers a full and fascinating look at American high-performance in its purest form. Hardcover, 192 pages.

L989 34.99 ea

New!



Chevy SS The Super Sport Story

In 1957 auto show circuit, Chevrolet unveiled a Corvette prototype dubbed "Super Sport." The performance car world hasn't looked back. A combination of styling and performance upgrades, the SS package could turn something as pedestrian as a six-cylinder Malibu into the fire-breathing Chevelle SS396. This book traces the long line of SS legends, from the Super Sport version of the popular Impala, which marked the dawn of the muscle car era, to today's Impala SS. Featuring the work of acclaimed photo ace David Newhardt, Chevy SS: The Super Sport Story provides a close-up, detailed, full-color look at such classic muscle cars as the Chevelle, the El Camino, the Malibu, and the Monte Carlo as well as today's hot Camaro SS. The book is a celebration of the cars that redefined "high performance" and defined an era. Flexibound, 10-1/4" x 9", 348 pages, 308 color & 8 b/w photos.

L1398 32.99 ea

1968-79 Chevy Nova Interchange Manual

Want to keep your Nova running in mint condition but can't find original replacement parts?

This Nova Interchange Manual: 1968 - 1979 solves the problem. Designed for collectors, repairers and restorers, this specialized


muscle manual lists interchangeable part information on every Nova made between 1968 - 1979. It puts a stop to dead-end part searches and high-priced replacements. This book saves you time, hassle and money. Use this manual to make part identifications a snap with enhanced images of wheels, wheel covers and front ends. It includes a handy part type chart for quick reference. It even shows you how to use the Interchange Manual to identify the full range of original replacement parts. Softbound, 298 pages, 8-1/2" x 11".

The Interchange Manual gives you more choices. It will tell you that:

- The engine from a 1975 Buick Apollo interchanges with a 1973 Nova.
 - The intake manifold from a 1985 GMC Van fits a 1976 Nova.
 - The steering gear from a 1980 Skyhawk interchanges with a 1968 Nova.
- Use the manual to:*
- Save time and money on replacement parts by knowing all the interchangeable options available.
 - Track down hard-to-find original wheels and wheel covers.
 - Verify bumpers, grilles, hoods and lamps, using front end images.
 - Check part specifications on any Nova made between 1968-1979.

• Identify exactly the right part to keep your car in original condition - by accessing detail-rich listings and Interchange numbers.


The Nova Interchange Manual: 1968-79 is standard equipment for every Nova owner. Use it to identify exactly the parts you need, at a price you can afford, in a fraction of the time. It's a small investment with a big payoff!
L912 31.99 ea




Chevy II, Nova & SS 1962-1974

Covers the 350 SS, 396 SS, 427 SS Sports Coupe, L88 and V8 Wagon. The Chevy II/ Nova was transformed from economical compacts to dragstrip terrors with the addition of a powerful V8.

This book truly offers the Chevy II/Nova enthusiast some of the most exciting information around! Softbound, 8-1/2" x 11", 140 pgs., 300 black and white illustrations.
L1709 32.99 ea




Engine Manuals



Catalog of Chevy V8 Engine Casting Numbers 1955-93

Complete guide to all 1955-93 Chevy V8s. Coverage includes block, heads, crankshaft, intake and exhaust manifolds, carburetor, fuel pump, water pump, generator/alternator and EGR valve. Softbound, 8-1/2" x 11", 212 pages, 141 b/w illustrations.

L11024.99 ea



Small Block Interchange

Cataloging all 1968 to 2000 small block Chevy engines, this manual includes more than 25,000 part numbers, specs, dates and technical details on engine blocks, heads, valves, crankshafts, camshafts, pistons, manifolds, ignition systems, emission systems and more. Softbound, 176 pages.

L102427.99 ea



Chevy Engine Overhaul Manual

This Haynes manual includes information on engine identification, tools and equipment, diagnosis, cylinder-head servicing, engine removal and installation, step-by-step procedures, tips from professionals, performance and economy modifications and more! Softbound. Approximately 275 pages.

L56526.99 ea



Chevrolet Inline Six-Cylinder Power Manual, 2nd Edition

This updated version is a must-have for any serious inline. Absolutely jam packed with the latest blueprints, interviews, airflow charts, build sheets, racer and "hot dog" profiles. Thought-provoking ideas will help you build the Chevy six your way! 8-1/2" x 11", 224 pages, softbound

L272229.99 ea



How To Build Chevy Small Blocks On A Budget

Know the ins and outs of building serious horsepower small block Chevy engines on a budget. Included are details of factory part numbers, easy do-it-yourself cylinder head modifications, inexpensive but effective aftermarket parts, etc. 144 pages, 300 b/w illus.

L85719.99 ea



Rebuilding the SB Chevy Step-by-Step Video Book

This is a step-by-step Workbook Book and DVD combination that shows you how to build a street or racing small-block Chevy. Detailed sections show how to disassemble a used engine, inspect for signs of damage, select replacement parts, check critical component fit and much more! 160 pages, softbound.

L661129.99 ea



How To Build Big Inch Chevy Small Blocks

By building a big-cube small block, you can have all the torque and horsepower of a big block without all the weight expense and effort. This 128 page book guides you in selecting the best OEM and aftermarket parts to construct your big-inch small block.

L91619.99 ea



Big Block Chevy Builds

This step-by-step guide to big block Chevy engine builds covers everything from low budget engine projects for mild street performance, to all-out race motors for dragstrip action. Bolt-on modifications, engine block prep, cylinder heads, intake and exhaust systems, dyno-tested combinations and more. 8-1/2" x 10-7/8", 192 pages.


L148424.99 ea



How to Hot Rod A Big Block

Full coverage is included to show and explain what it takes to blueprint an engine to the exact specifications which will provide the best performance. Lots of photos and illustrations will help make your task easier. Softbound, 162 pages, 8-1/2" x 11".

L7524.99 ea



How to Rebuild Chevy LT1/LT4

Step-by-step procedures on how to rebuild your Gen II small block back to factory, smog-legal specifications. Sections covered include disassembly, cleaning and inspection, reconditioning the block, crank, pistons and rods, cylinder-head reconditioning, gaskets and seals, balancing, engine installation, casting numbers and much more. 8-1/2" x 10-7/8", 192 pages.

L139323.99 ea



How To Rebuild LS Engines

This book details and highlights special components, tools, and other accessories needed to get the job done right. Appendices are packed full of valuable reference information, and the book includes a Work-Along Sheet to help you record vital statistics and measurements along the way. 8-1/2" x 11", 152 pages, 604 color photos, softbound.

L97527.99 ea



Chevy LS Engine Conversion

This detailed guide walks you through the process of installing GM's popular LSx-series small-block engine into just about any vehicle. This guide includes an overview of the GM LSx series engine, technical details on swapping transmissions, drivetrain, fuel systems, wiring and ECU, exhaust and installation. If you're pulling an LSx swap, you need this handbook.

L156624.99 ea


Engine Manuals



LS1 Engine Installation

This useful publication provides general information on components and procedures that can be extremely useful when installing or servicing LS1 engines. Topics include installation notes, support systems, electronic engine controls, recommended accessories, parts lists and engine specs. Softbound, 36 pages.


G11810 14.99 ea



Chevy LS1/LS6 Performance

A complete performance guide for Chevrolet's newest generation LS1 and LS6 small block Chevy engines. Includes sections on bolt-ons, cylinder heads, intake manifolds, camshafts and valve train, fuel-injection, block-prep, final assembly, exhaust and forced induction. 192 pages Size: 8-1/2" x 11".


L1407 23.99 ea




How To I GM LS Engines

Includes complete specs, and detailed information so you can select and fit an LS engine. A section on mounting kits, explaining how to install these engines into a variety of cars using readily available motor mount kits, universal engine mounts, or fabricated mounts. 144 pgs. sftbnd.


L1021 24.99 ea




L179



L3388



L351




L3336


Chevrolet Engine Books

These books cover bolt-ons, tuning tips and power secrets for Chevrolet small and big block engines. Each book includes 180 illustrations in 100 pages and will give you all the information you always wanted to know about these engines.

L179	302 & 327 Engines	19.99 ea
L3388	348 & 409 Engines	19.99 ea
L351	396 & 427 Engines	19.99 ea
L3336	454 & 512 Engines	19.99 ea



L1559



L862



L2721

LS Build Books

These rebuild and modification books include sections on engine removal, disassembly, reconditioning, balancing, step-by-step engine assembly and bolt-on and internal engine modifications. Build your LS engine at difference horsepower levels based on budget and performance goals.

Building the Chevy LS Engine


L1559 24.99 ea

How to Build High-Performance Chevy LS1/LS6 V-8s


L862 160 pages, 600 photos 24.99 ea

How to Build Big-Inch GM LS-Series Engines

L2721 144 pages, 305 color photos 24.99 ea



L20



L278

Small Block Rebuild Books

These are excellent resources for rebuilding your small block Chevrolet engine. Each manual will help you avoid costly and time-consuming mistakes. Includes information on removal of the engine, inspection, disassembly and reassembly, as well as installation and tune-up. Each book is softbound.

How to Rebuild the Small Block Chevy


L20 168 pages, 416 illustrations 24.99 ea

How to Rebuild the Small Block Chevrolet

L278 146 pages, 100 illustrations 19.99 ea



L41



L1494

Big Block Rebuild Books

These books comprehensively cover big block engine rebuilding and include engine removal, inspection, reconditioning, assembly and installation. Also includes history and part identification.


How to Rebuild Big Block Chevy Engines

L41 160 pages 24.99 ea

How to Build Max-Performance Big Blocks on a Budget

L1494 144 pages, 400 illustrations 24.99 ea

Carburetor Manuals




Holley Carbs & Manifolds

High performance and stock replacement on Holleys, plus Holley manifolds. Included are how they work, basic principles, air and fuel requirements, selection and sizing, installation direction, repair and much more. 8-1/2" x 11", 208 pgs., 1000 illus. L40 24.99 ea




Holley Carburetor Handbook

This handbook covers the fuel inlet system, idle system, main metering system, power system, accelerator pump system, secondary system, choke system, metering blocks, repair and adjustment and more! Softbound, 6" x 9", 80 pages. L559 15.99 ea




Holley Carburetor Manual

Information includes carburetor identification, basic trouble-shooting, diagnostic checks for computer controlled carburetors, on vehicle tuning and adjustments, step-by-step repair and overhaul, performance and economy modifications, professional tips and tricks along with over 340 step-by-step photos. Sfbnd, 220 pgs. L564 26.99 ea




Rochester Carburetors

Here's the definitive book on selecting, installing, tuning and modifying conventional and electronic Rochesters. Also details design, operation and performance modifications of current microcomputer controlled models. Includes comprehensive coverage of Quadrajt design and service from early to electronic models. Sfbnd, 176 pages. L191 24.99 ea



How to Build and Modify Quadrajets Carburetors


The book is a complete guide to selecting, rebuilding, and modifying the Q-Jet, aimed at both muscle car restorers and racers. It includes a guide to selecting and finding the right carb, instructions on how to rebuild the carb and extensive descriptions of high-performance modifications. 128 pages. L202 19.99 ea



Rochester Carburetor Manual


This manual includes detailed information on carburetor identification, basic troubleshooting, diagnostic checks for computer controlled carburetors, on-vehicle tuning and adjustments, step-by-step repair and overhaul, performance and economy modifications, professional tips and tricks along with over 340 photos, 200 pgs. L561 26.99 ea

Fuel Injection Manuals



Fuel Injection 1986-1999


This manual covers port injection, TBI, CIS. Complete with trouble codes and information for all major manufacturers including BMW, Chrysler, Ford, GM, Honda, Mazda, Mercedes, Nissan, Subaru, Toyota, VW. L386 26.99 ea



Turbochargers


How to select and install the correct turbo for big or small horsepower gains, turbo design, sizing and matching. Improve the performance of your engine by simply getting the right information. Covers all aspects of turbocharging and includes turbo supplier list. Softbound, 8-1/2" x 11", 160 pages. L185 24.99 ea

Wiring Manuals



Automotive Electrical Manual

The manual features comprehensive information which covers basic electrical fundamentals, troubleshooting and repair for both foreign and domestic vehicles. Includes engine starting and charging systems, lights, gauges and more! 242 pages, softbound. L575 26.99 ea



Auto Electrical Handbook

Learn about basic electrical theory, how various electrical works and drawing circuit diagrams. Includes tips on electrical test equipment and troubleshooting electrical circuits. 350 photos, drawings & diagrams. Softbound, 157 pages. L187 24.99 ea



Automotive Wiring & Electrical

The basics of electrical principles, including voltage, amperage, resistance and Ohm's law, are revealed in clear and concise detail, so the enthusiast understands what these mean in the construction and repair of automotive electrical circuits. 8-1/2" x 11", 144 pgs. 350 photos. L1019 24.99 ea



Auto Electrical Performance Projects

Brilliant color photos and step-by-step captions detail the most popular projects for enthusiasts of all skill levels, including the installation of a complete electronic fuel injection system, upgrading an ignition system, maximizing performance of an electric fan, and installation of electronic gauges and full wiring harnesses. 8-1/2" x 11", 192 pgs, 500 color photos, softbound. L3209 29.99 ea

Transmission Manuals




Turbo Hydra-Matic 350

Clear, concise text leads you through every step of the rebuild, from transmission removal, tear down and inspection to assembly and installation. Also covers transmission identification, principles of operation and maintenance, troubleshooting and in car repairs. 8-1/2" x 11", 256 pages, L160 24.99 ea



How To Rebuild & Modify Your Manual Transmission

This resource explains the principles behind the workings of all manual transmissions and helps readers understand what they need to do and know to rebuild their own transmissions. Includes how to determine what parts to replace and where to find (& how to measure) the specifications for each particular transmission. 8-1/4" x 10-1/2", 192 pages, L287 29.99 ea



GM Automatic Overdrive Transmission Overhaul Manual

The TH2004R, 350, 400 and 700R4 automatic transmissions are covered with complete overhaul photo sequences. Also covered are theory of operation, in-vehicle repairs and performance modifications. Softbound, 8-1/4" x 10-3/4", 240 pages, 576 b/w illustrations, L743 26.99 ea



Powerglide Transmission

This complete guide to the Powerglide covers it all from a stock rebuild to an all-out race unit. Subjects covered include general transmission service, basic operation, in-car service and repairs, final assembly and much more. Includes 500 photos. 8-1/2" x 11", L242 24.99 ea



Transmission Rebuild Videos And DVDs

Each video includes tips for freeing stuck valves, air testing clutch packs, setting end play, bolt lengths, torque specifications, torque converter installation and much more! Approximate running time 90 min. **Videos**

DVDs	Turbo 350.....	31.99 ea
	12400 Turbo.....	31.99 ea
	12704 700R-4.....	31.99 ea
	12460 4L60E.....	31.99 ea
Videos	1200 2004R.....	31.99 ea



GM Automatic Overdrive Transmission Builders & Swapper's Guide

This book includes information about high-performance modifications, both from the factory and the aftermarket. It also covers common installation issues such as mounting, shifters and linkages, wiring harnesses and more. 128 pages, softbound, L1996 24.99 ea

Chassis & Drivetrain Manuals

How To Make Your Muscle Car Handle

This book defines, explores, and reviews the complete suspension system, and teaches you how to best choose your upgrades for maximum effectiveness. Softbound, 8.5" x 11", 144 pages, 328 color photos, L2724 24.99 ea




Differential Rebuilding DVD

Watch nine of the most popular differential rebuilds all in one DVD! Covered in detail is disassembly, inspection and the setup procedures for achieving a good pattern. You'll learn the different set up techniques for each unit and see the results as each shim is changed. The rebuilding and ring and pinion installation basics covered in the DVD are universal to all differentials. Approx. 120 minutes. L16160 31.99 ea



Welding & Sheet Metal Manuals



The Welder's Handbook

Excellent handbook detailing all common and not so common techniques of welding. Oxyacetylene welding, cutting, brazing and soldering. Also includes how to weld stainless-steel, aluminum, magnesium and titanium. Softbound, 8-1/2" x 11", L144 19.99 ea


Fiberglass & Composite Materials

This informative guide covers FRP materials, fibers and fiber forms, resins, gel coats, advanced techniques, building molds and plugs, structures and materials, health and safety, tools and shop equipment. Softbound, 154 pages, b/w illustrations. 8-1/2" x 11", L652 23.99 ea



Automotive Sheet Metal Forming & Fabrication

This book provides instruction for most of the common processes and operations in sheet metal fabrication work as well as equipment and techniques. Softbound, 8.5" x 11", 144 pages, 400 color photos, L2723 24.99 ea




Welding Manual

This Haynes Techbook covers gas (oxy-acetylene), arc, MIG and TIG welding. Soldering and flame cutting are also covered. Techniques are discussed as they relate to automotive and workshop repairs. Information on selecting equipment is also included. 176 pages, Softbound, L388 26.99 ea

Sheet Metal Handbook

Detailed information on how to form and shape metal for competition, custom or restoration use. Chapters include hammer forming tools, terms and equipment, riveting techniques, layout, design and pattern making. 144 pages, softbound, L2443 24.99 ea



Paint & Body Manuals

How To Paint Your Car

Get the latest information about paint chemistry, spray guns, body fillers, site preparation, as well as respirators and safety gear. From minor bodywork, surface preparation, and rust removal, to masking, priming and final coating. This book features information about custom effects as well as information on buffing compounds, waxes, and paint care products. Softbound, 192 pages. L3159 27.99 ea



Paint Your Car On A Budget

This book unveils dozens of secrets that will help anyone paint their own car. This book covers everything you need to know to get a great looking coat of paint on your car and save lots of money in the process. 128 pages, 8-1/2" x 11", 400 color photos. L917 24.99 ea



Interior Manuals

Auto Upholstery & Interiors

A guide to performing basic upholstery and interior repairs on all kinds of automobiles written expressly for the home enthusiast. Includes helpful guides on how to replace headliners, lay carpet, repair dashboards, reupholster seat frames and more. Softbd, 8" x 10", 160 pgs. L1265 24.99 ea




Custom Auto Interiors

More than 800 color photographs capture every detail you'll need to create your own exciting and award-winning custom interiors. Precise step-by-step instructions show you how to turn out completely professional custom interiors. This is an advanced-level book. 192 pages, 8-1/2" x 11". L740 26.99 ea



Automotive Upholstery

The author teaches you how to sew like an expert, and avoid costly mistakes. Learn to recover and build seats, make headliners and carpets. Materials are described with specific recommendations for vinyl, cloth, leather, Nimbus, panel board, etc. 230 pgs, 8-1/2" x 11", 550 b/w photos. L378 22.99 ea



Automotive Literature



L1939A



L1948A



L1955A



L1973A

Accessories Parts Price List


Ever wonder what the original prices were on those options that your Chevrolet car or truck was originally equipped with? These accessory price lists were printed when the vehicles were new. Information on each option and the prices associated with the option. Everything from the most common to the most rare of options are included these car and truck price books. You'll be amazed at the prices! Makes for interesting reading.

L1936A	1936	3.99 ea
L1937A	1937	3.99 ea
L1938A	1938	3.99 ea
L1939A	1939	3.99 ea
L1940A	1940	3.99 ea
L1941A	1941	3.99 ea
L1942A	1942	3.99 ea
L1946A	1946	3.99 ea
L1947A	1947	3.99 ea
L1948A	1948	3.99 ea
L1949A	1949	3.99 ea
L1950A	1950	3.99 ea
L1951A	1951	3.99 ea
L1952A	1952	3.99 ea
L1953A	1953	3.99 ea
L1954A	1954	3.99 ea
L1955A	1955	3.99 ea
L1956A	1956	3.99 ea
L1957A	1957	3.99 ea
L1958A	1958	3.99 ea
L1959A	1959	3.99 ea
L1960A	1960	3.99 ea
L1961A	1961	3.99 ea
L1962A	1962	3.99 ea
L1963A	1963	3.99 ea
L1964A	1964	3.99 ea
L1965A	1965	3.99 ea
L1966A	1966	3.99 ea
L1967A	1967	3.99 ea
L1968A	1968	3.99 ea
L1969A	1969	3.99 ea
L1970A	1970	3.99 ea
L1971A	1971	3.99 ea
L1972A	1972	3.99 ea
L1973A	1973	3.99 ea




Automotive Detailing Techbook

Everyone claims to be an expert at automotive detailing. Are they really taking care of your car? The answer to these questions and more are in this book. Includes proper washing and waxing techniques, buffing and paint renovation, wheel and tire care, engine detailing, paint repairs, rustproofing and long term protection. This book includes 350 full-color photos. Softbd, 142 pages. L567 26.99 ea



How to Design, Build & Equip Your Automotive Workshop on a Budget

This book provides essential information as the hobbyist considers tools, designs, and products available for their automotive workspace. There are step-by-step instructions for the most essential and practical procedures, including basic electrical wiring for a bank of lights, a compressor, a welder circuit as well as a procedure for routing power from your household electrical service panel and plumbing basic shop fixtures. 8-1/2" x 11", 144 pgs, 347 color photos, softbound. L3207 24.99 ea



How To Draw Cars 2nd Edition

Car designer Thom Taylor goes back to the drawing board with all-new illustrations on such topics as the use of computers in design today. Taylor begins with advice on selecting the proper tools and equipment, then moves on to perspective and proportion; light, shadow, reflection, color and even interiors. 8-1/4" x 10-5/8", 144 pages, 140 color, 100 b/w photos. L4434 21.99 ea

Automotive Literature

The Yenko® Era

With it's humble beginnings in the small industrial city of Canonsburg, PA, the cars produced by this offshoot of the family owned

Yenko® Chevrolet have become the most prized cars of the so-called Musclecar Era and Don Yenko, their creator, has developed a nearly cult like following. Great information including inventory, factory info, pricing, etc.

L976 29.95 ea



101 GM Muscle Car Performance Projects

This books 101 hands-on projects cover the interior, engine, transmission, suspension, brakes, wheels and electrical systems of classic GM muscle cars.

Each project includes estimates of time, skill level, tools and cost of the project, so you know what you're getting into before you start.


L1374 34.99 ea



1955-75 Chevrolet By The Numbers

Chevrolet by the numbers is the only authoritative reference for identifying and verifying the correct Chevrolet parts by casting number, for your exact model. Author Alan Colvin documented every casting number for every V8 Chevrolet engine and drivetrain part from 1955 through 1975, using original source material from Chevrolet's archives, including engineering blueprints, technical service bulletins and build sheets. Every engine is covered from the ultra-rare, high-performance aluminum 427 for the ZL-1, to the common 283 found in Impala station wagons. All engine blocks, cylinder heads, pistons, connecting rods, crankshafts, camshafts, manifolds and more, are listed. If you want to know the original parts for your Chevrolet drivetrain, not what will interchange or fit, but the correct part that came with your car when it rolled off the assembly line, Chevrolet by the numbers has the answer. Softbound, 8-3/8" x 11".

L508 1955-59 230 pages, 700 b&w illustrations 41.99 ea
L509 1960-64 291 pages, over 200 h&w illustrations 41.99 ea
L510 1965-69 335 pages, 398 illustrations 39.99 ea
L511 1970-75 295 pages, 250 illustrations 36.99 ea



Casting Numbers-Cowl Tags-Suffix Codes

These guides will give you information regarding casting numbers, what suffix number goes with the head casting number, what exhaust manifold numbers go with these castings and so on. The casting numbers are listed in two ways:

1) By the year: This is great when you have a particular restoration which requires the correct casting number. 2)

By casting number: When you want a particular casting number, you can quickly look it up numerically. This book also lists the more common part numbers associated with restoration. These are also listed two ways: 1) By group number: Just like factory manuals so you can order direct. 2) By part number: An easy way to zip down the list and find it numerically. Each book will give you a full factory description along with what years they are associated with. Suffix Code Books: These guides include the most important codes on an engine. With suffix code guides you will be able to decode virtually all Chevrolet V8 engines. From the factory codes stamped on the block, you can decode the original car the engine was installed on, cubic inch and horsepower, transmission intake, RPO and other options.

L538 Chevrolet small block 1955-1999 14.99 ea
L539 Chevrolet big block 1965-1999 14.99 ea
L600 cowl tags 1950-1975 19.99 ea
L603 suffix codes book small block 19.99 ea
L604 suffix codes book big block 19.99 ea
L926 Chevrolet inline 6 engine casting guide 14.99 ea



Automotive DVD



CCR04

CCR05

CCR06

Chop Cut Rebuild Season DVDs

Join host Dan Woods on a journey to some of Southern California's most renowned restoration and build facilities.

Season 4: A 1964 Impala and a Bricklin SV-1.

Season 5: The first is a 1953 Chevy Pickup. The second is a 1970 Plymouth Cuda.

Season 6: A 1969 Yenko tribute and a 1940 Mercury coupe.

CCR04 season 4 12.95 ea

CCR05 season 5 12.95 ea

CCR06 season 6 12.95 ea

Give The Gift of Knowledge, KNOWLEDGE IS HORSEPOWER

A few words from Arron Johnson: "My 'Power Building Video Series' will teach you how to get a combination of carefully matched, properly tuned, horsepower pumping parts that all work together to turn your ride into a mean machine! I explain everything in simple to understand, plain English so just about everyone can understand what I'm talking about. Topics such as engine blocks, machining, cranks, rods, pistons, compression ratios, camshafts, lifters, rocker arms, heads, porting, intake manifolds, headers, carburetion, superchargers, nitrous systems, ignition systems, tuning, gearing, transmissions, torque converters and even down to which oil works the best are covered."

43006 Engine Building 34.99 ea
DCARB Performance Carburetor 29.99 ea
DSUPR Superchargers 29.99 ea
DNIT Nitrous Oxide 29.99 ea
DRTAS Rotating Assemblies 29.99 ea
DHPV Heads, Porting and Valve Trains 34.99 ea



My Classic Car DVD Collection

American automobiles have been around since the early 1900s, but in the 50s, 60s, and 70s they became part of American culture, and they gave America an identity. With the help of Dennis Gage you can take a look at the cool cars of the fifties and the muscle cars of the 60s and 70s. In Cool Cars of The Fifties, take a nostalgic ride in such classics as a 1948 Tucker, 1955 Bel Air, 1954 Buick Riviera and 1950 Mercury just to name a few. Or take a pedal to the metal ride with such muscle machine manufacturers as Chevrolet, Ford, Buick, Oldsmobile, Pontiac and the Mopars. Also available is Jay Leno, Certified Car Nut. Dennis takes you inside Jays garage to look at his collection and take some of his favorite cars and motorcycle for test drives.

14412 Chevy Muscle Cars 12.99 ea
14413 Ford Muscle Cars 12.99 ea
14414 Buick, Olds, Pontiac Muscle Cars 12.99 ea
14415 Mopar Muscle Cars 12.99 ea
14416 Jay Leno, Certified Car Nut 12.99 ea
14417 6 disc set 59.99 set

