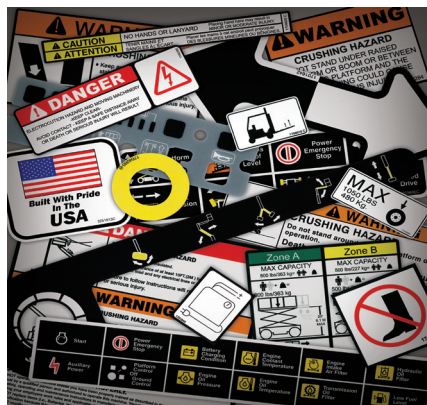






Genie®

Danger Decals.....	4
Illustration/Pictorial Decals	6
Instruction Decals.....	7
Warning Decals.....	8
Miscellaneous Decals	9



JLG

Capacity Decals	10	Important Decals	40
Caution Decals.....	16	Instruction Decals.....	41
Control Panel Decals	17	Miscellaneous Decals	43
Cosmetic Decals	33	Warning Decals.....	45
Danger Decals.....	35	Warning/Danger Decals.....	51
Illustration/Pictorial Decals	36		



Skyjack®

Capacity Decals	54	Warning Decals.....	61
Caution Decals.....	55		
Control Panel Decals.....	56		
Danger Decals.....	57		
Illustration /Pictorial Decals	58		
Miscellaneous Decals	60		



Snorkel®

Capacity Decals	62
Control Panel Decals	63
Danger Decals.....	64
Illustration/Pictorial Decals	65
Miscellaneous Decals	66

Index By Manufacturer

Genie.....	68
JLG	69
Skyjack.....	74
Snorkel.....	75

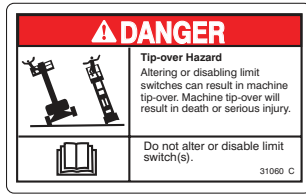
For More Information

Visit us online at onlineexpress2.jlg.com

Phone: 877-JLG-LIFT

Fax: 800-733-8939

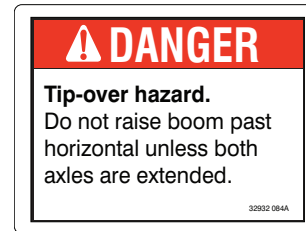
GN31060
Do Not Alter Switch




GN31508
Electric Hazard Plug



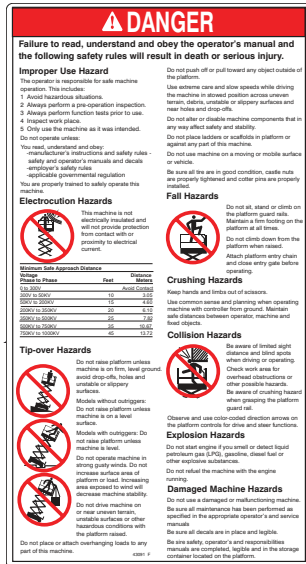
GN32932
Tip-Over Axles



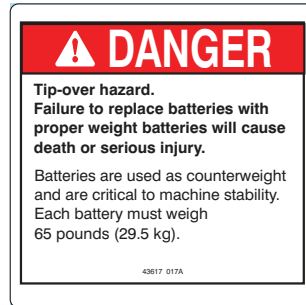
GN33952
Tilt Alarm



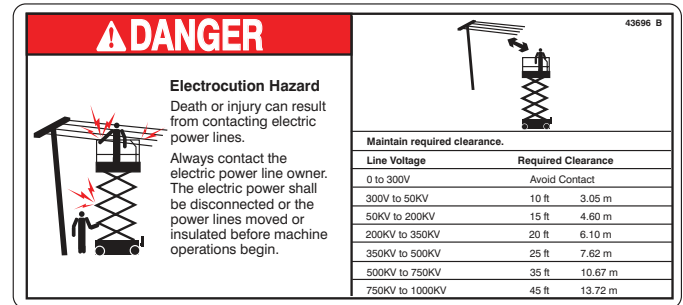
GN43091
General Safety



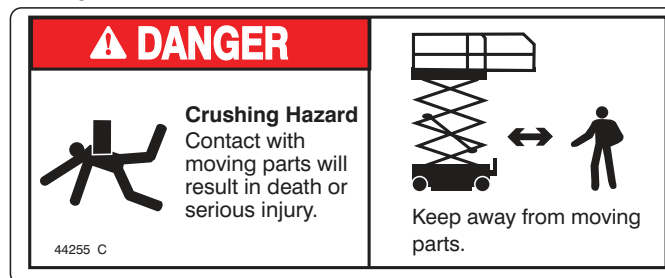
GN43617
Tip-Over Battery



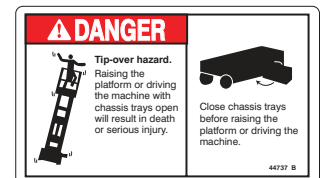
GN43696
Electric Hazard GS



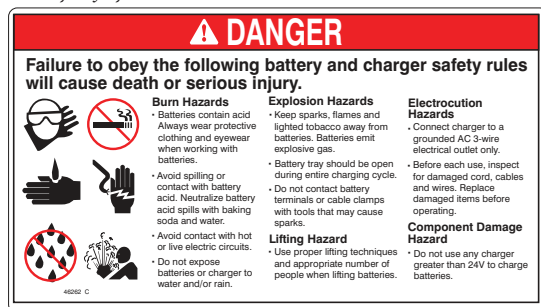
GN44255
Crushing Hazard



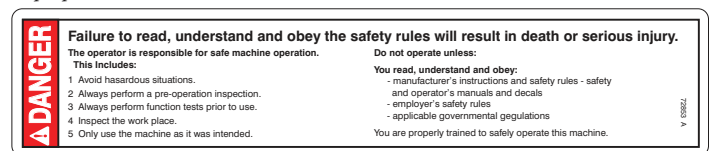
GN44737
Tip-Over Trays



GN46262
Battery Safety



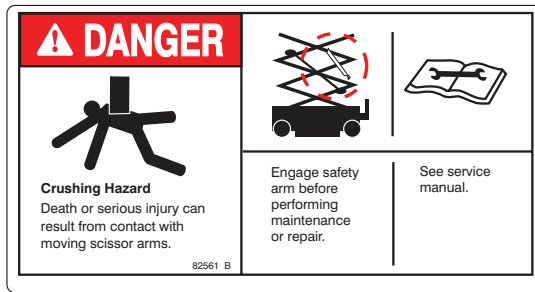
GN72853
Improper Use Hazard



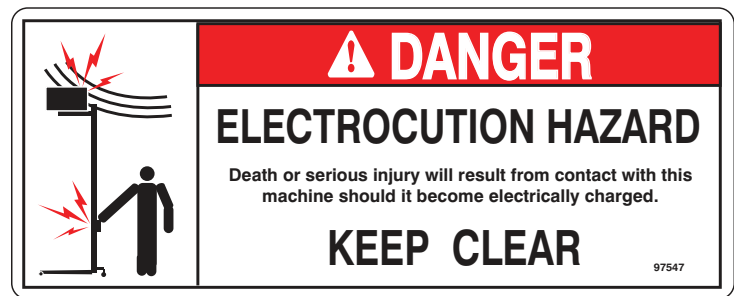
All original equipment manufacturer names, part numbers and part descriptions are used for reference or identification purposes only and are not intended to imply that any part listed is manufactured by those companies or that there is any affiliation with those companies. JLG, JLG GROUND SUPPORT, PARTSPLUS, SKYTRAK and LULL are registered trademarks of JLG Industries, Inc. GENIE and the color blue applied to certain parts of mobile elevating work platform structures are currently registered trademarks of Genie Industries, Inc. All other names/trademarks are the property of their respective owners and manufacturers.

THE WARRANTIES SET FORTH IN THIS SECTION ARE EXCLUSIVE AND IN LIEU OF ALL OTHER WARRANTIES WHETHER STATUTORY, EXPRESSED OR IMPLIED, AND THE WARRANTIES OF MERCHANTABILITY AND FITNESS FOR A PARTICULAR PURPOSE AND ALL OTHER WARRANTIES ARISING FROM COURSE OF DEALING OR USAGE OF TRADE ARE HEREBY EXCLUDED. THE REMEDIES PROVIDED HEREIN ARE CUSTOMER'S SOLE AND EXCLUSIVE REMEDIES FOR ANY FAILURE BY JLG TO COMPLY WITH ITS WARRANTY OBLIGATIONS. CORRECTION OF THE NONCONFORMITIES IN THE MANNER AND FOR THE PERIOD OF TIME PROVIDED HEREIN SHALL CONSTITUTE COMPLETE FULFILLMENT OF JLG'S OBLIGATIONS REGARDING DEFECTIVE PRODUCTS, WHETHER THE CLAIMS BY THE CUSTOMER ARE BASED IN CONTRACT, IN TORT (INCLUDING NEGLIGENCE) OR OTHERWISE.

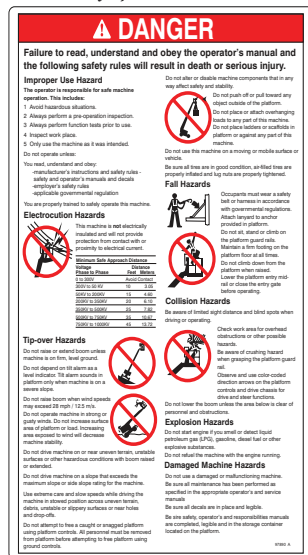
GN82561 Use Safety Arm



GN97547 Electric Hazard




GN97890 General Safety Rules




All original equipment manufacturer names, part numbers and part descriptions are used for reference or identification purposes only and are not intended to imply that any part listed is manufactured by those companies or that there is any affiliation with those companies. JLG, JLG GROUND SUPPORT, PARTSPLUS, SKYTRAK and LULL are registered trademarks of JLG Industries, Inc. GENIE and the color blue applied to certain parts of mobile elevating work platform structures are currently registered trademarks of Genie Industries, Inc. All other names/trademarks are the property of their respective owners and manufacturers.

THE WARRANTIES SET FORTH IN THIS SECTION ARE EXCLUSIVE AND IN LIEU OF ALL OTHER WARRANTIES WHETHER STATUROY, EXPRESSES OR IMPLIED, AND THE WARRANTIES OF MERCHANTABILITY AND FITNESS FOR A PARTICULAR PURPOSE AND ALL OTHER WARRANTIES ARISING FROM COURSE OF DEALING OR USAGE OF TRADE ARE HEREBY EXCLUDED. THE REMEDIES PROVIDED HEREIN ARE CUSTOMER'S SOLE AND EXCLUSIVE REMEDIES FOR ANY FAILURE BY JLG TO COMPLY WITH ITS WARRANTY OBLIGATIONS. CORRECTION OF THE NONCONFORMITIES IN THE MANNER AND FOR THE PERIOD OF TIME PROVIDED HEREIN SHALL CONSTITUTE COMPLETE FULFILLMENT OF JLG'S OBLIGATIONS REGARDING DEFECTIVE PRODUCTS, WHETHER THE CLAIMS BY THE CUSTOMER ARE BASED IN CONTRACT, IN TORT (INCLUDING NEGLIGENCE) OR OTHERWISE.

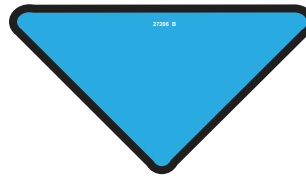
GN27204
Arrow Blue




GN27205
Arrow Yellow



GN27206
Triangle Blue



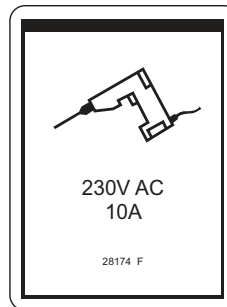
GN27207
Triangle Yellow



GN28171
No Smoking



GN28174
Power To Platform



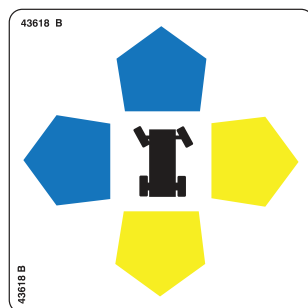
GN27867
Swivel Lock



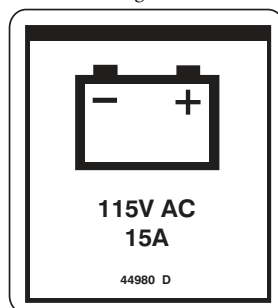
GN40434
Lanyard Anchorage Point




GN43618
Direction Arrows



GN44980
Power To Charger 115V



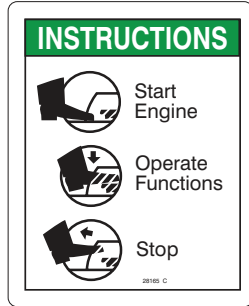
GN52475
Transport Tiedown



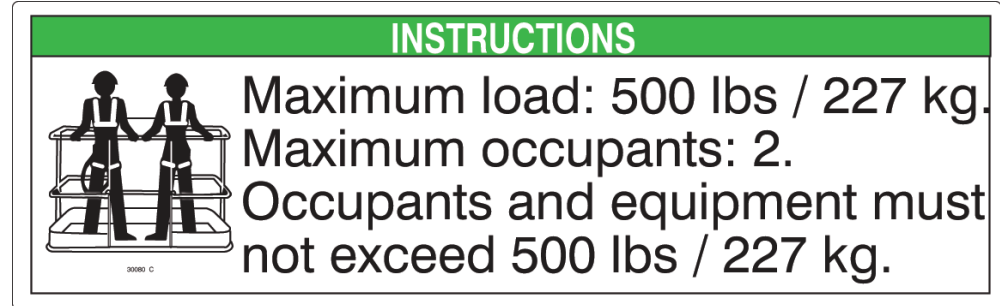
All original equipment manufacturer names, part numbers and part descriptions are used for reference or identification purposes only and are not intended to imply that any part listed is manufactured by those companies or that there is any affiliation with those companies. JLG, JLG GROUND SUPPORT, PARTSPLUS, SKYTRAK and LULL are registered trademarks of JLG Industries, Inc. GENIE and the color blue applied to certain parts of mobile elevating work platform structures are currently registered trademarks of Genie Industries, Inc. All other names/trademarks are the property of their respective owners and manufacturers.

THE WARRANTIES SET FORTH IN THIS SECTION ARE EXCLUSIVE AND IN LIEU OF ALL OTHER WARRANTIES WHETHER STATUROY, EXPRESSES OR IMPLIED, AND THE WARRANTIES OF MERCHANTABILITY AND FITNESS FOR A PARTICULAR PURPOSE AND ALL OTHER WARRANTIES ARISING FROM COURSE OF DEALING OR USAGE OF TRADE ARE HEREBY EXCLUDED. THE REMEDIES PROVIDED HERIN ARE CUSTOMER'S SOLE AND EXCLUSIVE REMEDIES FOR ANY FAILURE BY JLG TO COMPLY WITH ITS WARRANTY OBLIGATIONS. CORRECTION OF THE NONCONFORMITIES IN THE MANNER AND FOR THE PERIOD OF TIME PROVIDED HEREIN SHALL CONSTITUTE COMPLETE FULFILLMENT OF JLG'S OBLIGATIONS REGARDING DEFECTIVE PRODUCTS, WHETHER THE CLAIMS BY THE CUSTOMER ARE BASED IN CONTRACT, IN TORT (INCLUDING NEGLIGENCE) OR OTHERWISE.

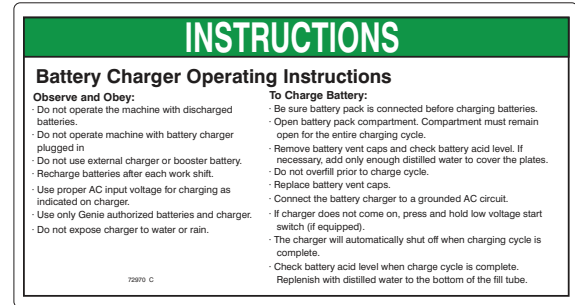
GN28165
Footswitch Operation



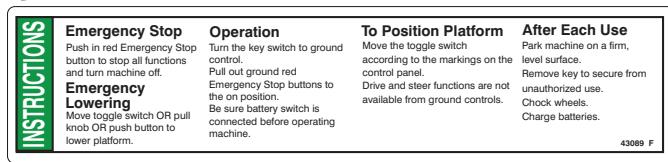
GN30080
Max Load 500 lb



GN72970
Charger Operation



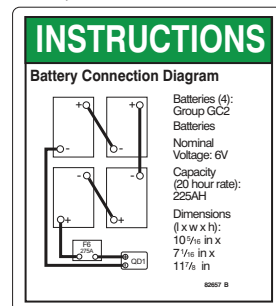
GN43089
Operate, GCP



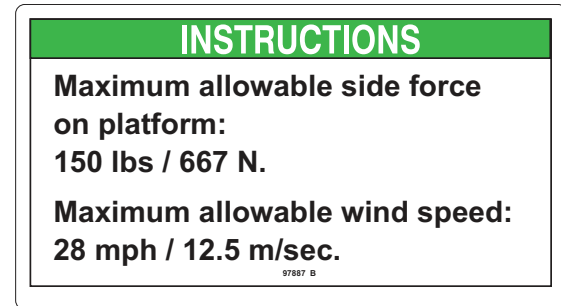
GN82559
Annual Inspection Required



GN82657
Battery Connect



GN97887
Max Side Force ANSI



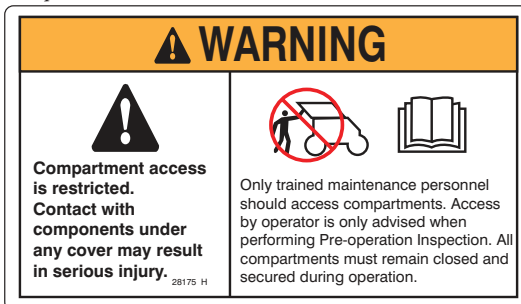
All original equipment manufacturer names, part numbers and part descriptions are used for reference or identification purposes only and are not intended to imply that any part listed is manufactured by those companies or that there is any affiliation with those companies. JLG, JLG GROUND SUPPORT, PARTSPLUS, SKYTRAK and LULL are registered trademarks of JLG Industries, Inc. GENIE and the color blue applied to certain parts of mobile elevating work platform structures are currently registered trademarks of Genie Industries, Inc. All other names/trademarks are the property of their respective owners and manufacturers.

THE WARRANTIES SET FORTH IN THIS SECTION ARE EXCLUSIVE AND IN LIEU OF ALL OTHER WARRANTIES WHETHER STATUROY, EXPRESSES OR IMPLIED, AND THE WARRANTIES OF MERCHANTABILITY AND FITNESS FOR A PARTICULAR PURPOSE AND ALL OTHER WARRANTIES ARISING FROM COURSE OF DEALING OR USAGE OF TRADE ARE HEREBY EXCLUDED. THE REMEDIES PROVIDED HEREIN ARE CUSTOMER'S SOLE AND EXCLUSIVE REMEDIES FOR ANY FAILURE BY JLG TO COMPLY WITH ITS WARRANTY OBLIGATIONS. CORRECTION OF THE NONCONFORMITIES IN THE MANNER AND FOR THE PERIOD OF TIME PROVIDED HEREIN SHALL CONSTITUTE COMPLETE FULFILLMENT OF JLG'S OBLIGATIONS REGARDING DEFECTIVE PRODUCTS, WHETHER THE CLAIMS BY THE CUSTOMER ARE BASED IN CONTRACT, IN TORT (INCLUDING NEGLIGENCE) OR OTHERWISE.

GN28161
Crush Hazard Hand



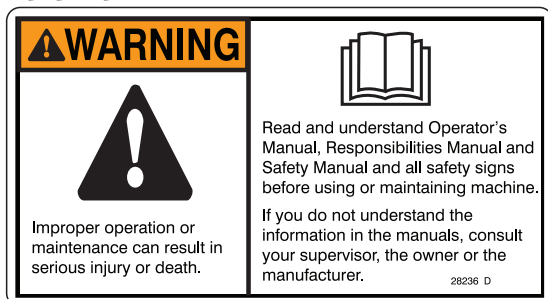
GN28175
Compartment Access



GN28177
Crush Hazard



GN28236
Improper Operation



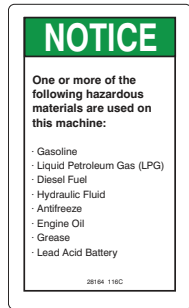
GN52865
Annual Inspection

WARNING									
		Annual Inspection Record Failure to complete required inspections could result in death or serious injury.							
						<p>Scheduled maintenance inspections must be completed as specified in the appropriate service manual.</p> <p>Use this decal to record the date of the annual inspection, the initials of the inspector and the machine owner.</p> <p>Use the maintenance inspection report in the service manual for required recordkeeping. Keep records on all inspections for four years.</p> <p>Maintenance inspections must be completed by a person trained and qualified on the maintenance of this machine.</p>			
Model		Serial number							
Date of Inspection									
Inspected by									
Machine Owner									

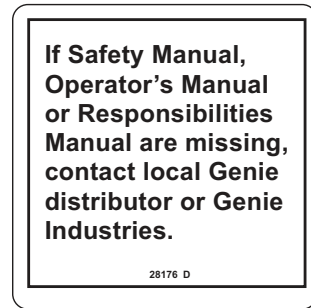
All original equipment manufacturer names, part numbers and part descriptions are used for reference or identification purposes only and are not intended to imply that any part listed is manufactured by those companies or that there is any affiliation with those companies. JLG, JLG GROUND SUPPORT, PARTSPLUS, SKYTRAK and LULL are registered trademarks of JLG Industries, Inc. GENIE and the color blue applied to certain parts of mobile elevating work platform structures are currently registered trademarks of Genie Industries, Inc. All other names/trademarks are the property of their respective owners and manufacturers.

THE WARRANTIES SET FORTH IN THIS SECTION ARE EXCLUSIVE AND IN LIEU OF ALL OTHER WARRANTIES WHETHER STATUROY, EXPRESSES OR IMPLIED, AND THE WARRANTIES OF MERCHANTABILITY AND FITNESS FOR A PARTICULAR PURPOSE AND ALL OTHER WARRANTIES ARISING FROM COURSE OF DEALING OR USAGE OF TRADE ARE HEREBY EXCLUDED. THE REMEDIES PROVIDED HEREIN ARE CUSTOMER'S SOLE AND EXCLUSIVE REMEDIES FOR ANY FAILURE BY JLG TO COMPLY WITH ITS WARRANTY OBLIGATIONS. CORRECTION OF THE NONCONFORMITIES IN THE MANNER AND FOR THE PERIOD OF TIME PROVIDED HEREIN SHALL CONSTITUTE COMPLETE FULFILLMENT OF JLG'S OBLIGATIONS REGARDING DEFECTIVE PRODUCTS, WHETHER THE CLAIMS BY THE CUSTOMER ARE BASED IN CONTRACT, IN TORT (INCLUDING NEGLIGENCE) OR OTHERWISE.

GN28164 Hazardous Materials



GN28176 Manual Not Here




GN43093 Tire Specs



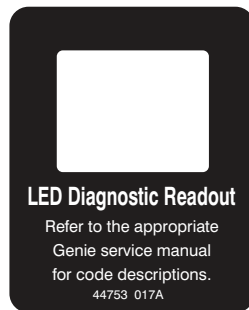
GN43619 Safety Arm



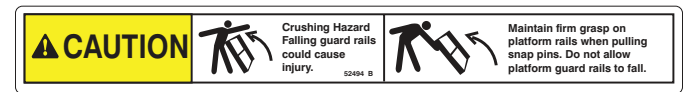
GN43647 Operate Instructions



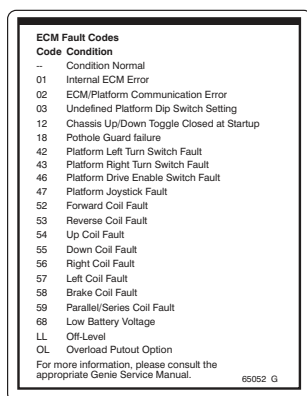
GN44753 LED Readout



GN52494 Crush Hazard Rails



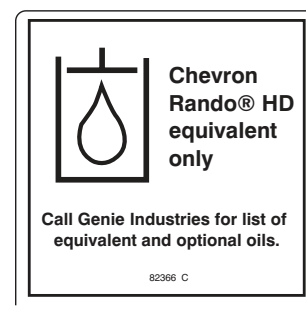
GN65052 Fault Codes



GN82239 Latch



GN82366 Chevron Rando



GN82447 Auxiliary Lowering



GN82567 Ground Control Panel



All original equipment manufacturer names, part numbers and part descriptions are used for reference or identification purposes only and are not intended to imply that any part listed is manufactured by those companies or that there is any affiliation with those companies. JLG, JLG GROUND SUPPORT, PARTSPLUS, SKYTRAK and LULL are registered trademarks of JLG Industries, Inc. GENIE and the color blue applied to certain parts of mobile elevating work platform structures are currently registered trademarks of Genie Industries, Inc. All other names/trademarks are the property of their respective owners and manufacturers.

THE WARRANTIES SET FORTH IN THIS SECTION ARE EXCLUSIVE AND IN LIEU OF ALL OTHER WARRANTIES WHETHER STATUROY, EXPRESSES OR IMPLIED, AND THE WARRANTIES OF MERCHANTABILITY AND FITNESS FOR A PARTICULAR PURPOSE AND ALL OTHER WARRANTIES ARISING FROM COURSE OF DEALING OR USAGE OF TRADE ARE HEREBY EXCLUDED. THE REMEDIES PROVIDED HEREIN ARE CUSTOMER'S SOLE AND EXCLUSIVE REMEDIES FOR ANY FAILURE BY JLG TO COMPLY WITH ITS WARRANTY OBLIGATIONS. CORRECTION OF THE NONCONFORMITIES IN THE MANNER AND FOR THE PERIOD OF TIME PROVIDED HEREIN SHALL CONSTITUTE COMPLETE FULFILLMENT OF JLG'S OBLIGATIONS REGARDING DEFECTIVE PRODUCTS, WHETHER THE CLAIMS BY THE CUSTOMER ARE BASED IN CONTRACT, IN TORT (INCLUDING NEGLIGENCE) OR OTHERWISE.

1701645
500lb Max Capacity



1702688
500lb Capacity



1702966
500lb Capacity



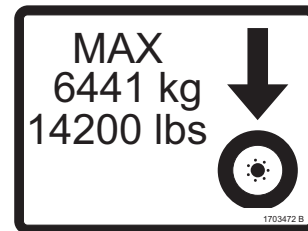
1703469
Max Tire Load



1703470
Max Tire Load



1703472
Max Tire Load



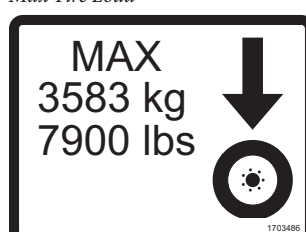
1703475
Max Tire Load



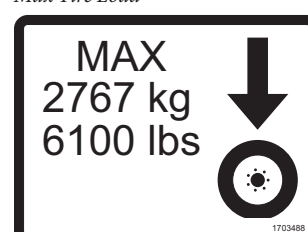
1703482
Max Tire Load



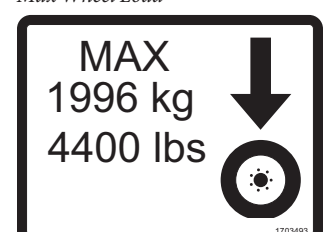
1703486
Max Tire Load



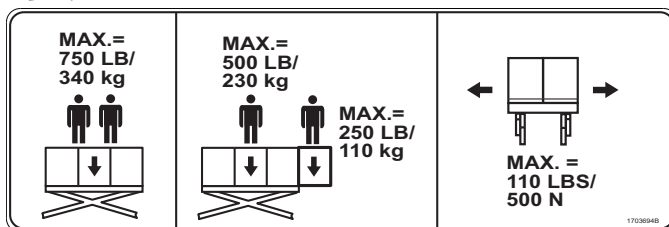
1703488
Max Tire Load



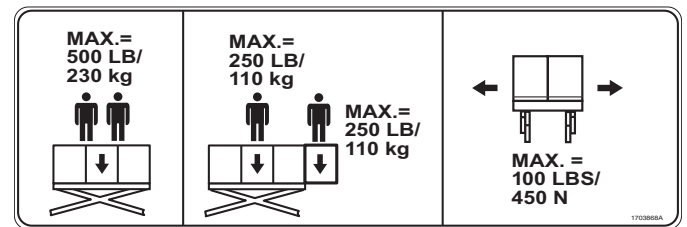
1703493
Max Wheel Load



1703694
Capacity



1703868
Capacity 1932E2



All original equipment manufacturer names, part numbers and part descriptions are used for reference or identification purposes only and are not intended to imply that any part listed is manufactured by those companies or that there is any affiliation with those companies. JLG, JLG GROUND SUPPORT, PARTSPLUS, SKYTRAK and LULL are registered trademarks of JLG Industries, Inc. GENIE and the color blue applied to certain parts of mobile elevating work platform structures are currently registered trademarks of Genie Industries, Inc. All other names/trademarks are the property of their respective owners and manufacturers.

THE WARRANTIES SET FORTH IN THIS SECTION ARE EXCLUSIVE AND IN LIEU OF ALL OTHER WARRANTIES WHETHER STATUROY, EXPRESSES OR IMPLIED, AND THE WARRANTIES OF MERCHANTABILITY AND FITNESS FOR A PARTICULAR PURPOSE AND ALL OTHER WARRANTIES ARISING FROM COURSE OF DEALING OR USAGE OF TRADE ARE HEREBY EXCLUDED. THE REMEDIES PROVIDED HEREIN ARE CUSTOMER'S SOLE AND EXCLUSIVE REMEDIES FOR ANY FAILURE BY JLG TO COMPLY WITH ITS WARRANTY OBLIGATIONS. CORRECTION OF THE NONCONFORMITIES IN THE MANNER AND FOR THE PERIOD OF TIME PROVIDED HEREIN SHALL CONSTITUTE COMPLETE FULFILLMENT OF JLG'S OBLIGATIONS REGARDING DEFECTIVE PRODUCTS, WHETHER THE CLAIMS BY THE CUSTOMER ARE BASED IN CONTRACT, IN TORT (INCLUDING NEGLIGENCE) OR OTHERWISE.

1703870
Wheel Load 1932E2



1703960
Max Wheel Load



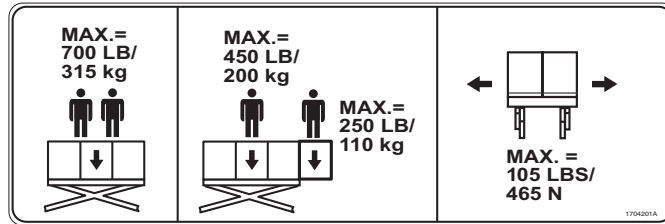
1703996
500lb/230kg Max Capacity



1704134
Tire Max



1704201
Capacity (ANSI)



1704399
Wheel Load 1932E2



1704401
Wheel Load 2032E2 (CE)



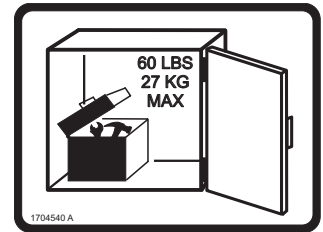
1704403
Wheel Load 3246E2



1704445
Max Tire Load



1704540
Storage Capacity



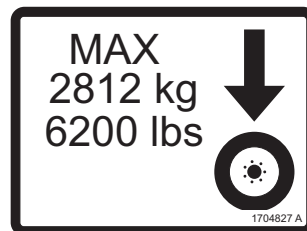
1704559
Max Tire Load



1704752
Max Tire Load 7200lb



1704827
Max Tire Load 6200lb



1704828
Max Tire Load 8350lb



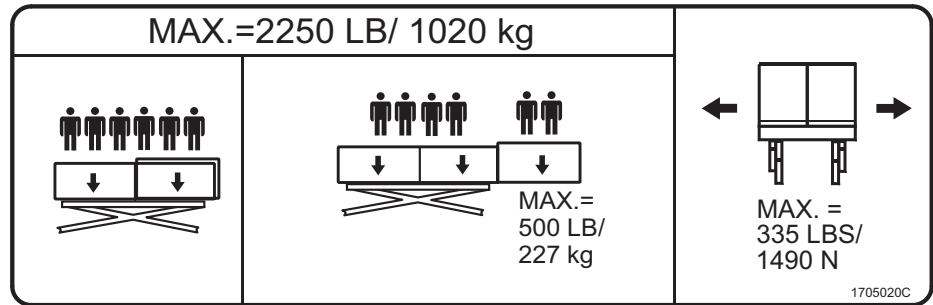
All original equipment manufacturer names, part numbers and part descriptions are used for reference or identification purposes only and are not intended to imply that any part listed is manufactured by those companies or that there is any affiliation with those companies. JLG, JLG GROUND SUPPORT, PARTSPLUS, SKYTRAK and LULL are registered trademarks of JLG Industries, Inc. GENIE and the color blue applied to certain parts of mobile elevating work platform structures are currently registered trademarks of Genie Industries, Inc. All other names/trademarks are the property of their respective owners and manufacturers.

THE WARRANTIES SET FORTH IN THIS SECTION ARE EXCLUSIVE AND IN LIEU OF ALL OTHER WARRANTIES WHETHER STATUROY, EXPRESSES OR IMPLIED, AND THE WARRANTIES OF MERCHANTABILITY AND FITNESS FOR A PARTICULAR PURPOSE AND ALL OTHER WARRANTIES ARISING FROM COURSE OF DEALING OR USAGE OF TRADE ARE HEREBY EXCLUDED. THE REMEDIES PROVIDED HEREIN ARE CUSTOMER'S SOLE AND EXCLUSIVE REMEDIES FOR ANY FAILURE BY JLG TO COMPLY WITH ITS WARRANTY OBLIGATIONS. CORRECTION OF THE NONCONFORMITIES IN THE MANNER AND FOR THE PERIOD OF TIME PROVIDED HEREIN SHALL CONSTITUTE COMPLETE FULFILLMENT OF JLG'S OBLIGATIONS REGARDING DEFECTIVE PRODUCTS, WHETHER THE CLAIMS BY THE CUSTOMER ARE BASED IN CONTRACT, IN TORT (INCLUDING NEGLIGENCE) OR OTHERWISE.

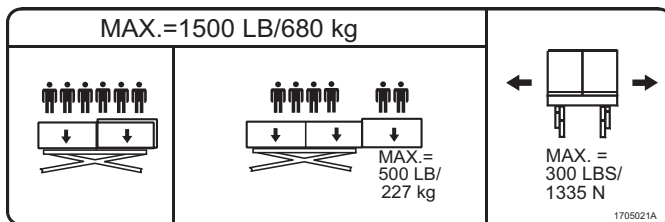
1704829
Max Tire Load 7200 lb



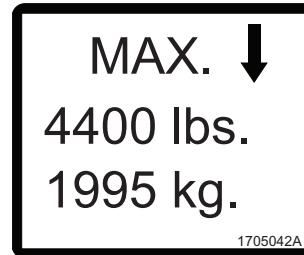
1705020
Capacity (2250lb-1020kg)(EXT)



1705021
Capacity (1500lb-681kg)(EXT)



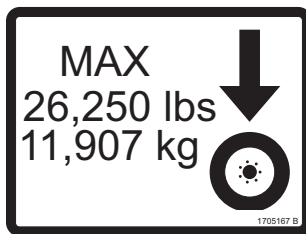
1705042
Max Load (Jacks)



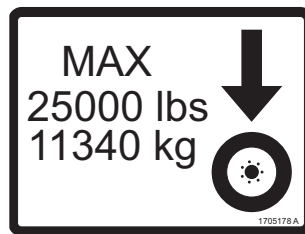
1705059
Dual Capacity 500lb (DOM)MTB



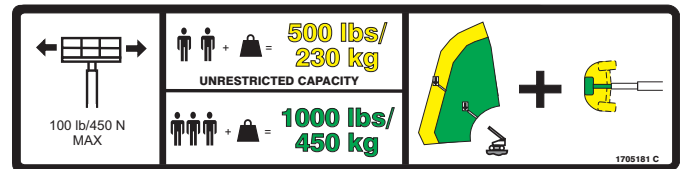
1705167
26250lb Max Tire Load



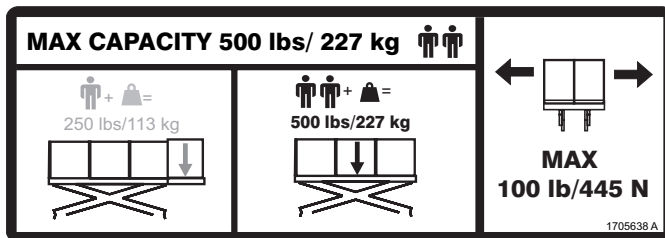
1705178
Max Tire Load 25000lb



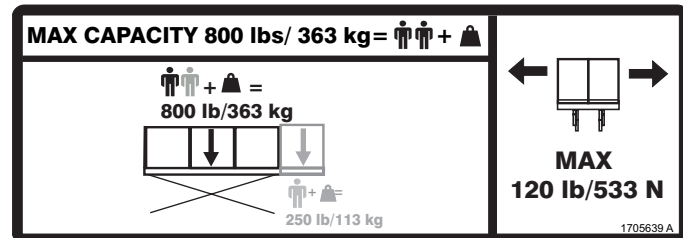
1705181
Dual Capacity 1200SJP



1705638
Capacity (5500lb-230kg)



1705639
Capacity (800lb-363kg)

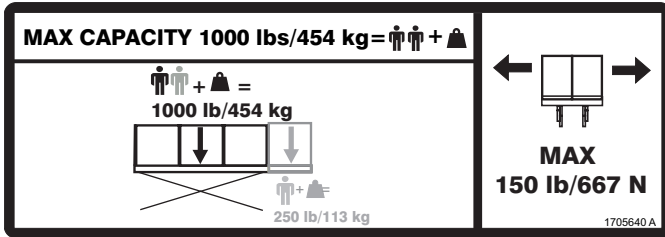


All original equipment manufacturer names, part numbers and part descriptions are used for reference or identification purposes only and are not intended to imply that any part listed is manufactured by those companies or that there is any affiliation with those companies. JLG, JLG GROUND SUPPORT, PARTSPLUS, SKYTRAK and LULL are registered trademarks of JLG Industries, Inc. GENIE and the color blue applied to certain parts of mobile elevating work platform structures are currently registered trademarks of Genie Industries, Inc. All other names/trademarks are the property of their respective owners and manufacturers.

THE WARRANTIES SET FORTH IN THIS SECTION ARE EXCLUSIVE AND IN LIEU OF ALL OTHER WARRANTIES WHETHER STATUROY, EXPRESSES OR IMPLIED, AND THE WARRANTIES OF MERCHANTABILITY AND FITNESS FOR A PARTICULAR PURPOSE AND ALL OTHER WARRANTIES ARISING FROM COURSE OF DEALING OR USAGE OF TRADE ARE HEREBY EXCLUDED. THE REMEDIES PROVIDED HEREIN ARE CUSTOMER'S SOLE AND EXCLUSIVE REMEDIES FOR ANY FAILURE BY JLG TO COMPLY WITH ITS WARRANTY OBLIGATIONS. CORRECTION OF THE NONCONFORMITIES IN THE MANNER AND FOR THE PERIOD OF TIME PROVIDED HEREIN SHALL CONSTITUTE COMPLETE FULFILLMENT OF JLG'S OBLIGATIONS REGARDING DEFECTIVE PRODUCTS, WHETHER THE CLAIMS BY THE CUSTOMER ARE BASED IN CONTRACT, IN TORT (INCLUDING NEGLIGENCE) OR OTHERWISE.

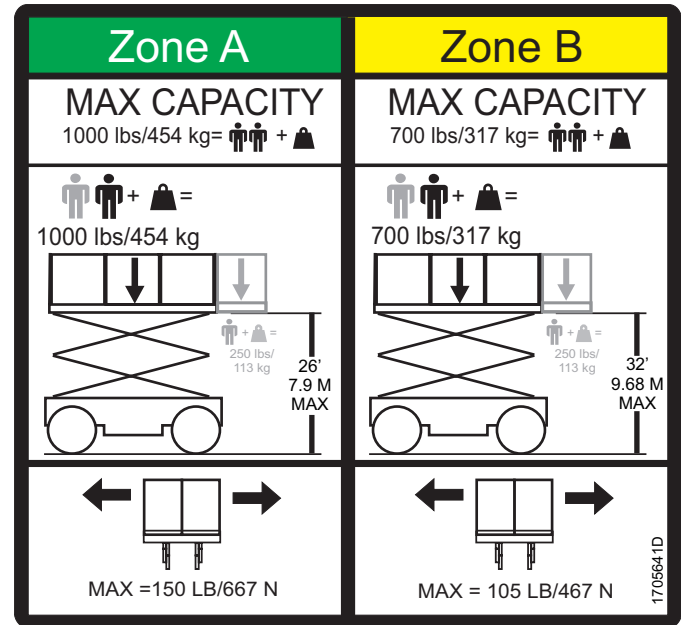
1705640

Capacity (1000lb-454kg)



1705641

Capacity (1000lb-454kg)



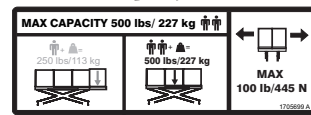
1705647

Tire Load (1365lb/620kg)



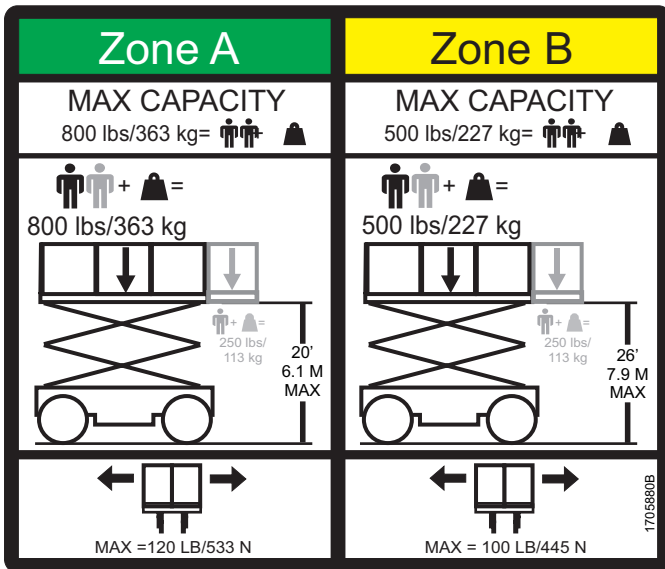
1705699

MTB 500lb Capacity (1930)



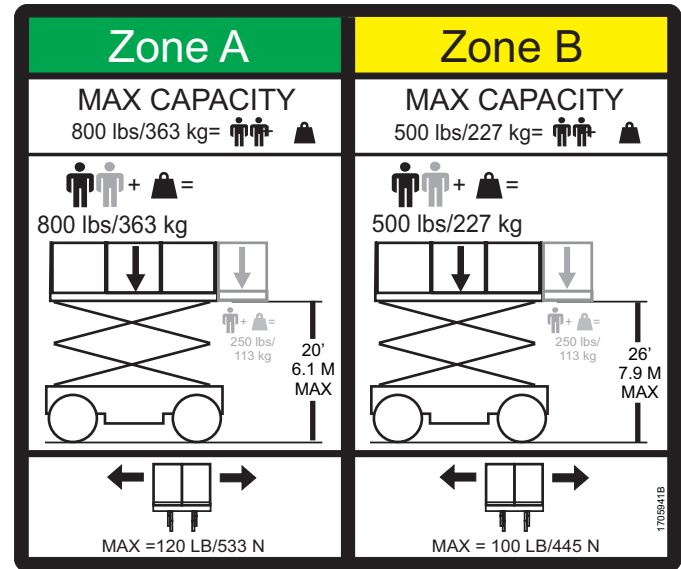
1705880

Capacity (500lb/227kg/800lb/363kg)



1705941

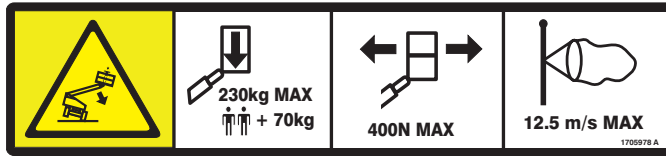
Capacity (500lb/227kg/800lb/360kg)



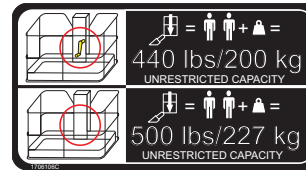
All original equipment manufacturer names, part numbers and part descriptions are used for reference or identification purposes only and are not intended to imply that any part listed is manufactured by those companies or that there is any affiliation with those companies. JLG, JLG GROUND SUPPORT, PARTSPLUS, SKYTRAK and LULL are registered trademarks of JLG Industries, Inc. GENIE and the color blue applied to certain parts of mobile elevating work platform structures are currently registered trademarks of Genie Industries, Inc. All other names/trademarks are the property of their respective owners and manufacturers.

THE WARRANTIES SET FORTH IN THIS SECTION ARE EXCLUSIVE AND IN LIEU OF ALL OTHER WARRANTIES WHETHER STATUROY, EXPRESSES OR IMPLIED, AND THE WARRANTIES OF MERCHANTABILITY AND FITNESS FOR A PARTICULAR PURPOSE AND ALL OTHER WARRANTIES ARISING FROM COURSE OF DEALING OR USAGE OF TRADE ARE HEREBY EXCLUDED. THE REMEDIES PROVIDED HEREIN ARE CUSTOMER'S SOLE AND EXCLUSIVE REMEDIES FOR ANY FAILURE BY JLG TO COMPLY WITH ITS WARRANTY OBLIGATIONS. CORRECTION OF THE NONCONFORMITIES IN THE MANNER AND FOR THE PERIOD OF TIME PROVIDED HEREIN SHALL CONSTITUTE COMPLETE FULFILLMENT OF JLG'S OBLIGATIONS REGARDING DEFECTIVE PRODUCTS, WHETHER THE CLAIMS BY THE CUSTOMER ARE BASED IN CONTRACT, IN TORT (INCLUDING NEGLIGENCE) OR OTHERWISE.

1705978
230kg Capacity



1706106
Capacity MTB T350



1706107
Capacity Platform T350



1706126
Max Tire Load



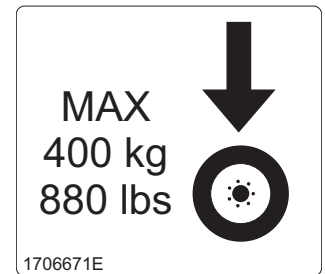
1706310
Tire Load (1835lb/832kg)



1706311
Tire Load (2070lb/939kg)



1706671
1230ES Wheel Load



1706942
Max Tire Load



1707013
500lb Max Capacity 600SJ



1707014
Dual Capacity



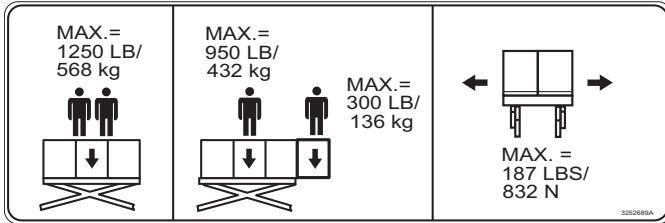
1707055
500lb Capacity



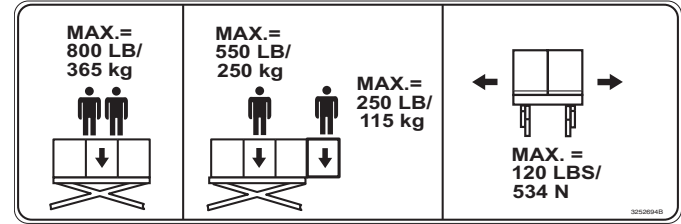
All original equipment manufacturer names, part numbers and part descriptions are used for reference or identification purposes only and are not intended to imply that any part listed is manufactured by those companies or that there is any affiliation with those companies. JLG, JLG GROUND SUPPORT, PARTSPLUS, SKYTRAK and LULL are registered trademarks of JLG Industries, Inc. GENIE and the color blue applied to certain parts of mobile elevating work platform structures are currently registered trademarks of Genie Industries, Inc. All other names/trademarks are the property of their respective owners and manufacturers.

THE WARRANTIES SET FORTH IN THIS SECTION ARE EXCLUSIVE AND IN LIEU OF ALL OTHER WARRANTIES WHETHER STATUTORY, EXPRESSED OR IMPLIED, AND THE WARRANTIES OF MERCHANTABILITY AND FITNESS FOR A PARTICULAR PURPOSE AND ALL OTHER WARRANTIES ARISING FROM COURSE OF DEALING OR USAGE OF TRADE ARE HEREBY EXCLUDED. THE REMEDIES PROVIDED HEREIN ARE CUSTOMER'S SOLE AND EXCLUSIVE REMEDIES FOR ANY FAILURE BY JLG TO COMPLY WITH ITS WARRANTY OBLIGATIONS. CORRECTION OF THE NONCONFORMITIES IN THE MANNER AND FOR THE PERIOD OF TIME PROVIDED HEREIN SHALL CONSTITUTE COMPLETE FULFILLMENT OF JLG'S OBLIGATIONS REGARDING DEFECTIVE PRODUCTS, WHETHER THE CLAIMS BY THE CUSTOMER ARE BASED IN CONTRACT, IN TORT (INCLUDING NEGLIGENCE) OR OTHERWISE.

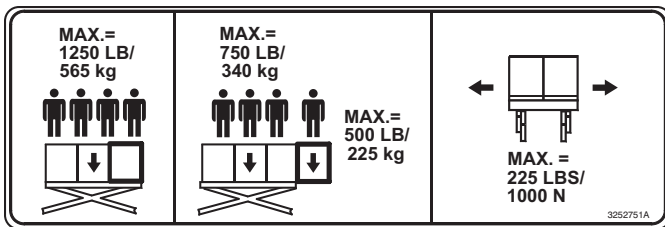
3252689
Capacity



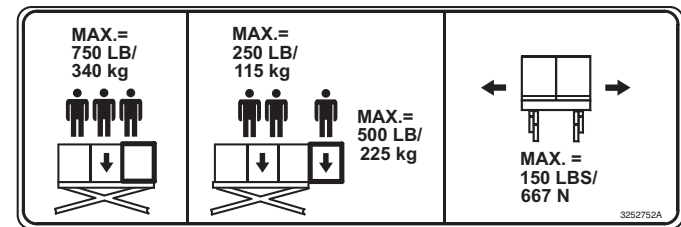
3252694
Capacity (800lb-365kg)



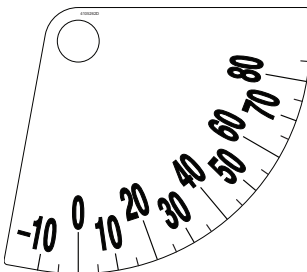
3252751
Capacity (EXT Deck) C/D/L/B/J



3252752
Capacity (EXT Deck) C/D/L/B/J



4105262
Boom Angle Indicator



1001121801
Max Capacity 500lb/227kg



1001121803
Max Capacity 500lb/227kg



All original equipment manufacturer names, part numbers and part descriptions are used for reference or identification purposes only and are not intended to imply that any part listed is manufactured by those companies or that there is any affiliation with those companies. JLG, JLG GROUND SUPPORT, PARTSPLUS, SKYTRAK and LULL are registered trademarks of JLG Industries, Inc. GENIE and the color blue applied to certain parts of mobile elevating work platform structures are currently registered trademarks of Genie Industries, Inc. All other names/trademarks are the property of their respective owners and manufacturers.

THE WARRANTIES SET FORTH IN THIS SECTION ARE EXCLUSIVE AND IN LIEU OF ALL OTHER WARRANTIES WHETHER STATUROY, EXPRESSES OR IMPLIED, AND THE WARRANTIES OF MERCHANTABILITY AND FITNESS FOR A PARTICULAR PURPOSE AND ALL OTHER WARRANTIES ARISING FROM COURSE OF DEALING OR USAGE OF TRADE ARE HEREBY EXCLUDED. THE REMEDIES PROVIDED HEREIN ARE CUSTOMER'S SOLE AND EXCLUSIVE REMEDIES FOR ANY FAILURE BY JLG TO COMPLY WITH ITS WARRANTY OBLIGATIONS. CORRECTION OF THE NONCONFORMITIES IN THE MANNER AND FOR THE PERIOD OF TIME PROVIDED HEREIN SHALL CONSTITUTE COMPLETE FULFILLMENT OF JLG'S OBLIGATIONS REGARDING DEFECTIVE PRODUCTS, WHETHER THE CLAIMS BY THE CUSTOMER ARE BASED IN CONTRACT, IN TORT (INCLUDING NEGLIGENCE) OR OTHERWISE.

1702294
No Hands



1702868
No Hands



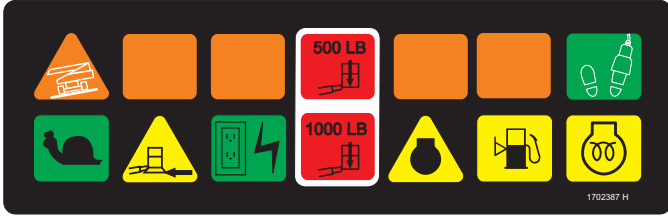
1704000
No Hands (CAN)




All original equipment manufacturer names, part numbers and part descriptions are used for reference or identification purposes only and are not intended to imply that any part listed is manufactured by those companies or that there is any affiliation with those companies. JLG, JLG GROUND SUPPORT, PARTSPLUS, SKYTRAK and LULL are registered trademarks of JLG Industries, Inc. GENIE and the color blue applied to certain parts of mobile elevating work platform structures are currently registered trademarks of Genie Industries, Inc. All other names/trademarks are the property of their respective owners and manufacturers.

THE WARRANTIES SET FORTH IN THIS SECTION ARE EXCLUSIVE AND IN LIEU OF ALL OTHER WARRANTIES WHETHER STATUROY, EXPRESSES OR IMPLIED, AND THE WARRANTIES OF MERCHANTABILITY AND FITNESS FOR A PARTICULAR PURPOSE AND ALL OTHER WARRANTIES ARISING FROM COURSE OF DEALING OR USAGE OF TRADE ARE HEREBY EXCLUDED. THE REMEDIES PROVIDED HERIN ARE CUSTOMER'S SOLE AND EXCLUSIVE REMEDIES FOR ANY FAILURE BY JLG TO COMPLY WITH ITS WARRANTY OBLIGATIONS. CORRECTION OF THE NONCONFORMITIES IN THE MANNER AND FOR THE PERIOD OF TIME PROVIDED HEREIN SHALL CONSTITUTE COMPLETE FULFILLMENT OF JLG'S OBLIGATIONS REGARDING DEFECTIVE PRODUCTS, WHETHER THE CLAIMS BY THE CUSTOMER ARE BASED IN CONTRACT, IN TORT (INCLUDING NEGLIGENCE) OR OTHERWISE.

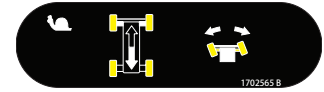
1702387
Platform Display



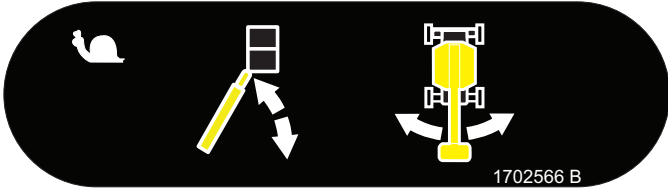
1702564
Stop



1702565
Drive Steer



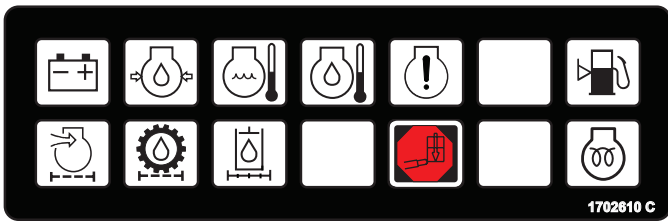
1702566
Lift, Swing



1702567
Function Speed



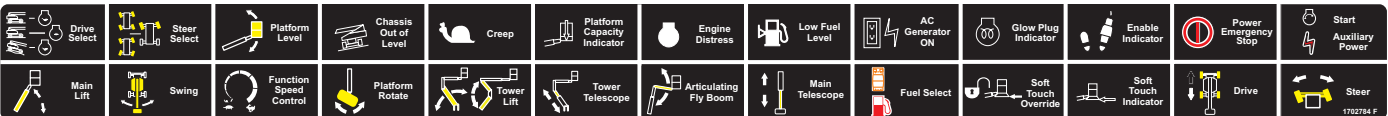
1702610
Ground Control Display



1702676
Horn



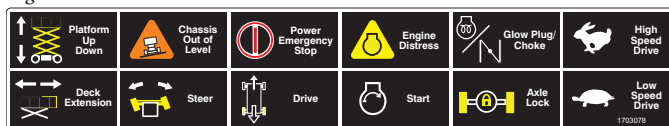
1702784
Legend




All original equipment manufacturer names, part numbers and part descriptions are used for reference or identification purposes only and are not intended to imply that any part listed is manufactured by those companies or that there is any affiliation with those companies. JLG, JLG GROUND SUPPORT, PARTSPLUS, SKYTRAK and LULL are registered trademarks of JLG Industries, Inc. GENIE and the color blue applied to certain parts of mobile elevating work platform structures are currently registered trademarks of Genie Industries, Inc. All other names/trademarks are the property of their respective owners and manufacturers.

THE WARRANTIES SET FORTH IN THIS SECTION ARE EXCLUSIVE AND IN LIEU OF ALL OTHER WARRANTIES WHETHER STATUROY, EXPRESSES OR IMPLIED, AND THE WARRANTIES OF MERCHANTABILITY AND FITNESS FOR A PARTICULAR PURPOSE AND ALL OTHER WARRANTIES ARISING FROM COURSE OF DEALING OR USAGE OF TRADE ARE HEREBY EXCLUDED. THE REMEDIES PROVIDED HEREIN ARE CUSTOMER'S SOLE AND EXCLUSIVE REMEDIES FOR ANY FAILURE BY JLG TO COMPLY WITH ITS WARRANTY OBLIGATIONS. CORRECTION OF THE NONCONFORMITIES IN THE MANNER AND FOR THE PERIOD OF TIME PROVIDED HEREIN SHALL CONSTITUTE COMPLETE FULFILLMENT OF JLG'S OBLIGATIONS REGARDING DEFECTIVE PRODUCTS, WHETHER THE CLAIMS BY THE CUSTOMER ARE BASED IN CONTRACT, IN TORT (INCLUDING NEGLIGENCE) OR OTHERWISE.

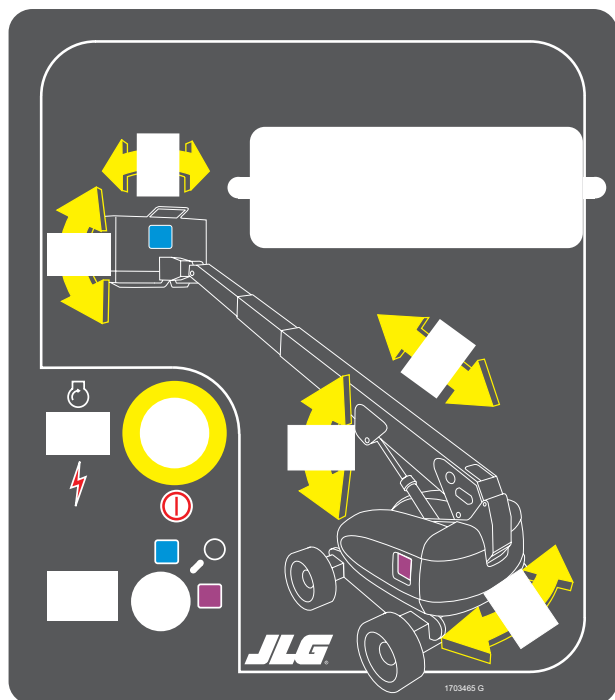
1703078
Legend



1703084
Platform Display (CE)



1703465
MTB



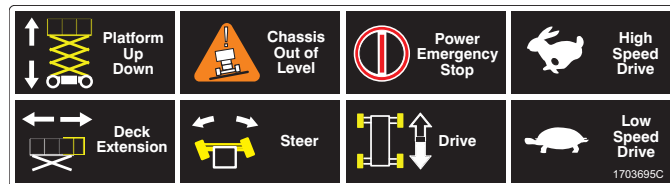
1703678
Horn, Drive Speed, Level



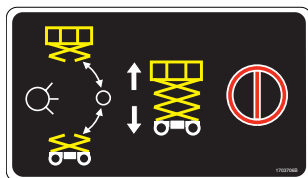
1703689
Horn, Drive Speed, Level



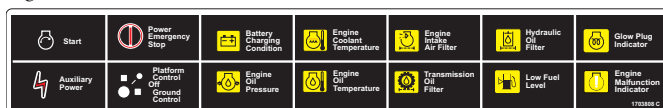
1703695
Legend



1703706
Ground Control



1703808
Legend, MTB



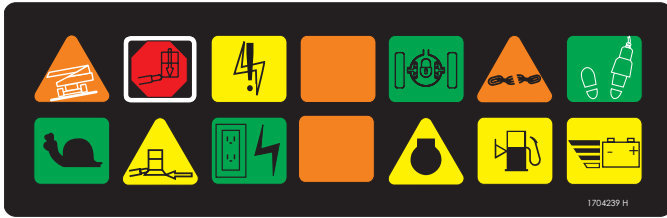
1704192
Stop



All original equipment manufacturer names, part numbers and part descriptions are used for reference or identification purposes only and are not intended to imply that any part listed is manufactured by those companies or that there is any affiliation with those companies. JLG, JLG GROUND SUPPORT, PARTSPLUS, SKYTRAK and LULL are registered trademarks of JLG Industries, Inc. GENIE and the color blue applied to certain parts of mobile elevating work platform structures are currently registered trademarks of Genie Industries, Inc. All other names/trademarks are the property of their respective owners and manufacturers.

THE WARRANTIES SET FORTH IN THIS SECTION ARE EXCLUSIVE AND IN LIEU OF ALL OTHER WARRANTIES WHETHER STATUROY, EXPRESSES OR IMPLIED, AND THE WARRANTIES OF MERCHANTABILITY AND FITNESS FOR A PARTICULAR PURPOSE AND ALL OTHER WARRANTIES ARISING FROM COURSE OF DEALING OR USAGE OF TRADE ARE HEREBY EXCLUDED. THE REMEDIES PROVIDED HEREIN ARE CUSTOMER'S SOLE AND EXCLUSIVE REMEDIES FOR ANY FAILURE BY JLG TO COMPLY WITH ITS WARRANTY OBLIGATIONS. CORRECTION OF THE NONCONFORMITIES IN THE MANNER AND FOR THE PERIOD OF TIME PROVIDED HEREIN SHALL CONSTITUTE COMPLETE FULFILLMENT OF JLG'S OBLIGATIONS REGARDING DEFECTIVE PRODUCTS, WHETHER THE CLAIMS BY THE CUSTOMER ARE BASED IN CONTRACT, IN TORT (INCLUDING NEGLIGENCE) OR OTHERWISE.

1704239
Platform Display



1704240
Horn and Positrack



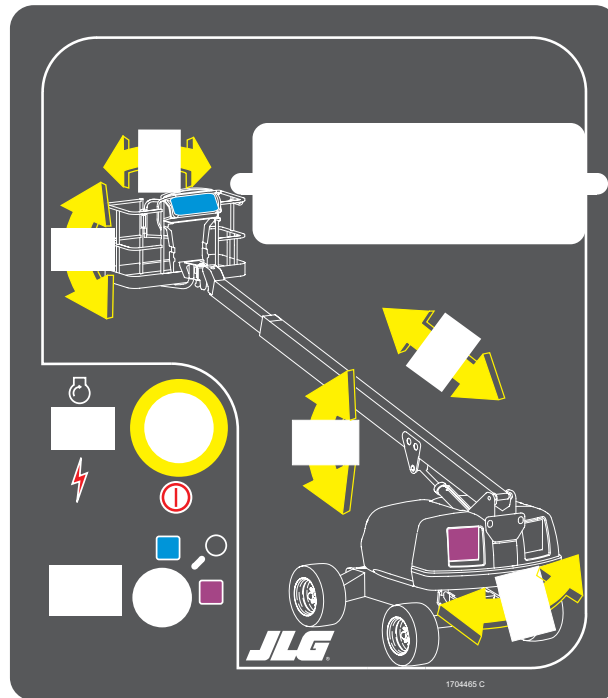
1704253
Legend (Platform)



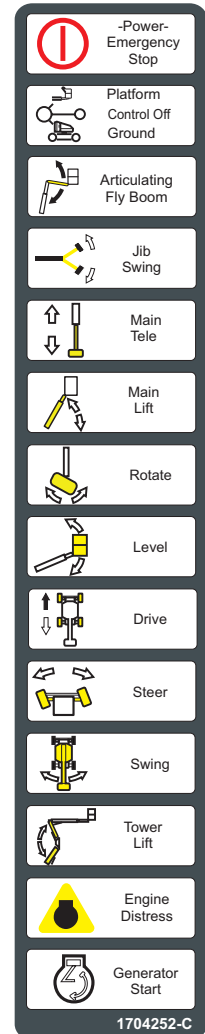
1704460
Drive & Steer



1704465
MTB 400S



1704252
Legend (MTB)

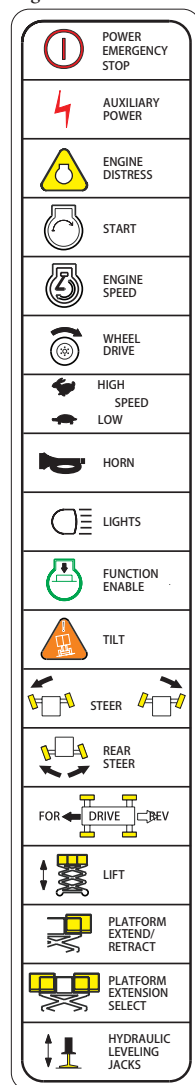


All original equipment manufacturer names, part numbers and part descriptions are used for reference or identification purposes only and are not intended to imply that any part listed is manufactured by those companies or that there is any affiliation with those companies. JLG, JLG GROUND SUPPORT, PARTSPLUS, SKYTRAK and LULL are registered trademarks of JLG Industries, Inc. GENIE and the color blue applied to certain parts of mobile elevating work platform structures are currently registered trademarks of Genie Industries, Inc. All other names/trademarks are the property of their respective owners and manufacturers.

THE WARRANTIES SET FORTH IN THIS SECTION ARE EXCLUSIVE AND IN LIEU OF ALL OTHER WARRANTIES WHETHER STATUROY, EXPRESSES OR IMPLIED, AND THE WARRANTIES OF MERCHANTABILITY AND FITNESS FOR A PARTICULAR PURPOSE AND ALL OTHER WARRANTIES ARISING FROM COURSE OF DEALING OR USAGE OF TRADE ARE HEREBY EXCLUDED. THE REMEDIES PROVIDED HEREIN ARE CUSTOMER'S SOLE AND EXCLUSIVE REMEDIES FOR ANY FAILURE BY JLG TO COMPLY WITH ITS WARRANTY OBLIGATIONS. CORRECTION OF THE NONCONFORMITIES IN THE MANNER AND FOR THE PERIOD OF TIME PROVIDED HEREIN SHALL CONSTITUTE COMPLETE FULFILLMENT OF JLG'S OBLIGATIONS REGARDING DEFECTIVE PRODUCTS, WHETHER THE CLAIMS BY THE CUSTOMER ARE BASED IN CONTRACT, IN TORT (INCLUDING NEGLIGENCE) OR OTHERWISE.

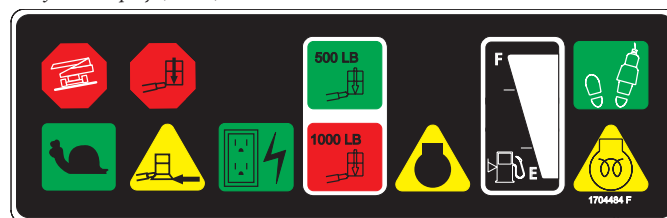
1704480

Legend




1704484

Platform Display (DOM)



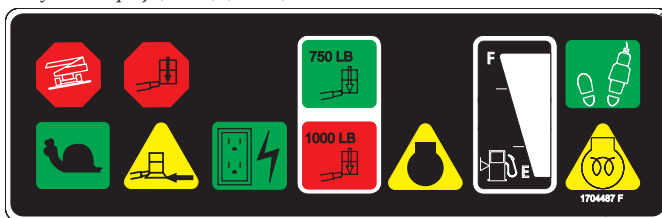
1704485

Platform Display



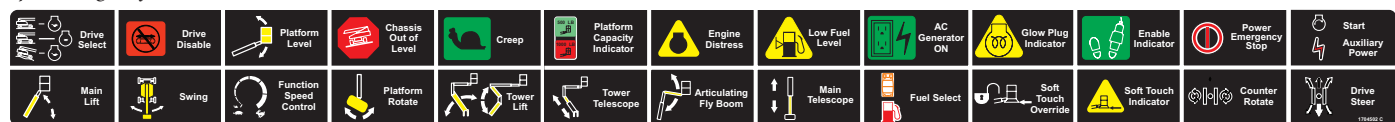
1704487

Platform Display (DOM) (750lbs)



1704502

Symbol Legend for Crawler



All original equipment manufacturer names, part numbers and part descriptions are used for reference or identification purposes only and are not intended to imply that any part listed is manufactured by those companies or that there is any affiliation with those companies. JLG, JLG GROUND SUPPORT, PARTSPLUS, SKYTRAK and LULL are registered trademarks of JLG Industries, Inc. GENIE and the color blue applied to certain parts of mobile elevating work platform structures are currently registered trademarks of Genie Industries, Inc. All other names/trademarks are the property of their respective owners and manufacturers.

THE WARRANTIES SET FORTH IN THIS SECTION ARE EXCLUSIVE AND IN LIEU OF ALL OTHER WARRANTIES WHETHER STATUROY, EXPRESSES OR IMPLIED, AND THE WARRANTIES OF MERCHANTABILITY AND FITNESS FOR A PARTICULAR PURPOSE AND ALL OTHER WARRANTIES ARISING FROM COURSE OF DEALING OR USAGE OF TRADE ARE HEREBY EXCLUDED. THE REMEDIES PROVIDED HEREIN ARE CUSTOMER'S SOLE AND EXCLUSIVE REMEDIES FOR ANY FAILURE BY JLG TO COMPLY WITH ITS WARRANTY OBLIGATIONS. CORRECTION OF THE NONCONFORMITIES IN THE MANNER AND FOR THE PERIOD OF TIME PROVIDED HEREIN SHALL CONSTITUTE COMPLETE FULFILLMENT OF JLG'S OBLIGATIONS REGARDING DEFECTIVE PRODUCTS, WHETHER THE CLAIMS BY THE CUSTOMER ARE BASED IN CONTRACT, IN TORT (INCLUDING NEGLIGENCE) OR OTHERWISE.

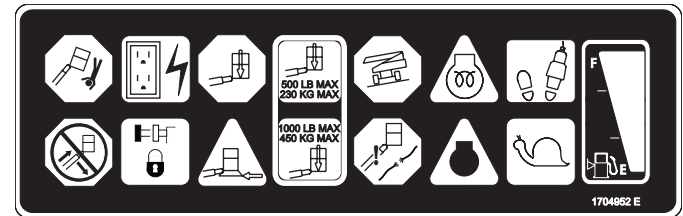
1704707

Platform Display (DOM)



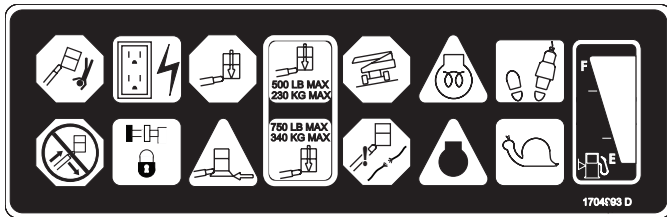
1704952

Platform Display



1704993

Light Panel 750lb (DOM)



1704997

Stop



1705015

Legend



1705170

Headlight



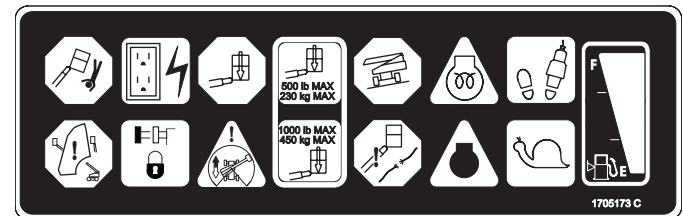
1705171

Jib Stow



1705173

Platform Display (DOM)



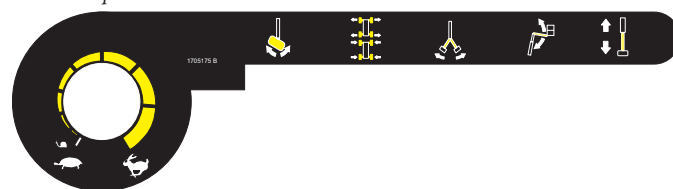
All original equipment manufacturer names, part numbers and part descriptions are used for reference or identification purposes only and are not intended to imply that any part listed is manufactured by those companies or that there is any affiliation with those companies. JLG, JLG GROUND SUPPORT, PARTSPLUS, SKYTRAK and LULL are registered trademarks of JLG Industries, Inc. GENIE and the color blue applied to certain parts of mobile elevating work platform structures are currently registered trademarks of Genie Industries, Inc. All other names/trademarks are the property of their respective owners and manufacturers.

THE WARRANTIES SET FORTH IN THIS SECTION ARE EXCLUSIVE AND IN LIEU OF ALL OTHER WARRANTIES WHETHER STATUROY, EXPRESSES OR IMPLIED, AND THE WARRANTIES OF MERCHANTABILITY AND FITNESS FOR A PARTICULAR PURPOSE AND ALL OTHER WARRANTIES ARISING FROM COURSE OF DEALING OR USAGE OF TRADE ARE HEREBY EXCLUDED. THE REMEDIES PROVIDED HEREIN ARE CUSTOMER'S SOLE AND EXCLUSIVE REMEDIES FOR ANY FAILURE BY JLG TO COMPLY WITH ITS WARRANTY OBLIGATIONS. CORRECTION OF THE NONCONFORMITIES IN THE MANNER AND FOR THE PERIOD OF TIME PROVIDED HEREIN SHALL CONSTITUTE COMPLETE FULFILLMENT OF JLG'S OBLIGATIONS REGARDING DEFECTIVE PRODUCTS, WHETHER THE CLAIMS BY THE CUSTOMER ARE BASED IN CONTRACT, IN TORT (INCLUDING NEGLIGENCE) OR OTHERWISE.

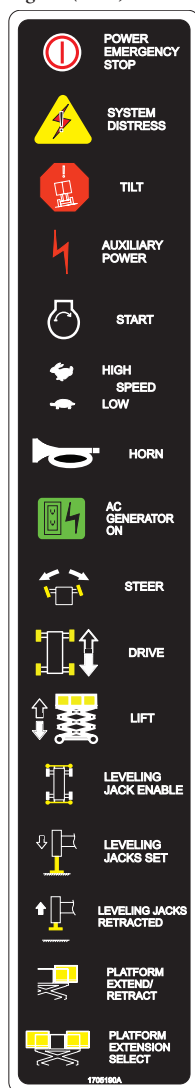
1705174
Stop



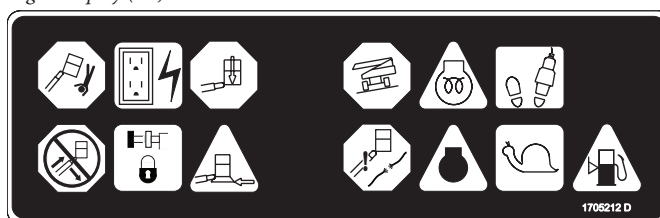
1705175
Function Speed



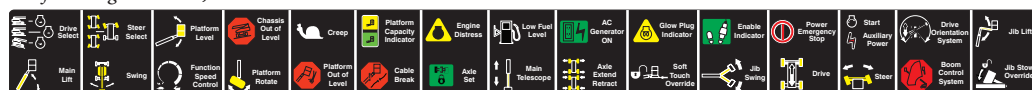
1705190
Legend (ENG)




1705212
Light Display (CE)




1705309
Platform Legend 1350SJ



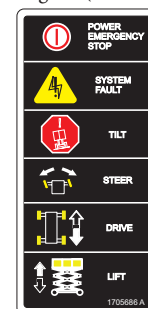
1705351
Drive/Steer Instruction (DOM)



1705429
Drive/Steer Instruction (ENG/FR)



1705686
Legend (1930ES)



All original equipment manufacturer names, part numbers and part descriptions are used for reference or identification purposes only and are not intended to imply that any part listed is manufactured by those companies or that there is any affiliation with those companies. JLG, JLG GROUND SUPPORT, PARTSPLUS, SKYTRAK and LULL are registered trademarks of JLG Industries, Inc. GENIE and the color blue applied to certain parts of mobile elevating work platform structures are currently registered trademarks of Genie Industries, Inc. All other names/trademarks are the property of their respective owners and manufacturers.

THE WARRANTIES SET FORTH IN THIS SECTION ARE EXCLUSIVE AND IN LIEU OF ALL OTHER WARRANTIES WHETHER STATUTORY, EXPRESSED OR IMPLIED, AND THE WARRANTIES OF MERCHANTABILITY AND FITNESS FOR A PARTICULAR PURPOSE AND ALL OTHER WARRANTIES ARISING FROM COURSE OF DEALING OR USAGE OF TRADE ARE HEREBY EXCLUDED. THE REMEDIES PROVIDED HEREIN ARE CUSTOMER'S SOLE AND EXCLUSIVE REMEDIES FOR ANY FAILURE BY JLG TO COMPLY WITH ITS WARRANTY OBLIGATIONS. CORRECTION OF THE NONCONFORMITIES IN THE MANNER AND FOR THE PERIOD OF TIME PROVIDED HEREIN SHALL CONSTITUTE COMPLETE FULFILLMENT OF JLG'S OBLIGATIONS REGARDING DEFECTIVE PRODUCTS, WHETHER THE CLAIMS BY THE CUSTOMER ARE BASED IN CONTRACT, IN TORT (INCLUDING NEGLIGENCE) OR OTHERWISE.

1705744

Horn



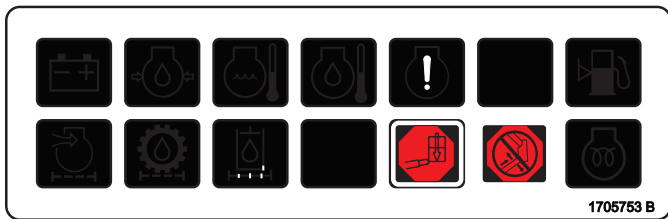
1705745

Function Speed



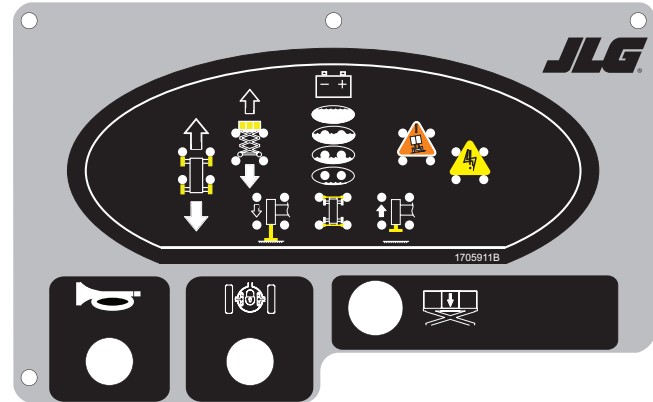
1705753

MTB CE (800A)



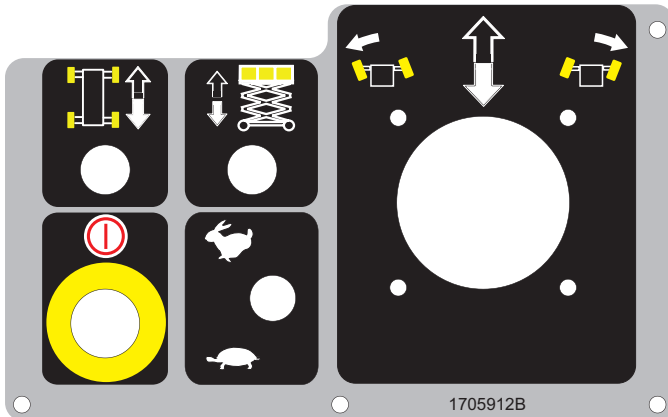
1705911

Nameplate/Load



1705912

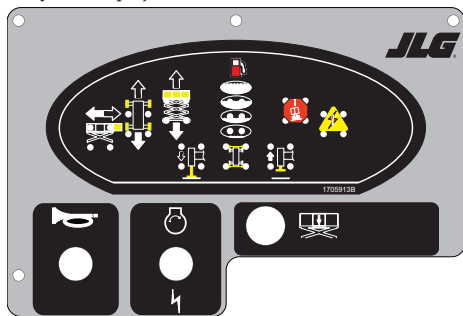
Platform Box



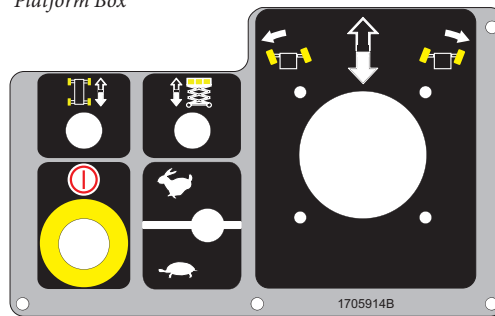
All original equipment manufacturer names, part numbers and part descriptions are used for reference or identification purposes only and are not intended to imply that any part listed is manufactured by those companies or that there is any affiliation with those companies. JLG, JLG GROUND SUPPORT, PARTSPLUS, SKYTRAK and LULL are registered trademarks of JLG Industries, Inc. GENIE and the color blue applied to certain parts of mobile elevating work platform structures are currently registered trademarks of Genie Industries, Inc. All other names/trademarks are the property of their respective owners and manufacturers.

THE WARRANTIES SET FORTH IN THIS SECTION ARE EXCLUSIVE AND IN LIEU OF ALL OTHER WARRANTIES WHETHER STATUROY, EXPRESSES OR IMPLIED, AND THE WARRANTIES OF MERCHANTABILITY AND FITNESS FOR A PARTICULAR PURPOSE AND ALL OTHER WARRANTIES ARISING FROM COURSE OF DEALING OR USAGE OF TRADE ARE HEREBY EXCLUDED. THE REMEDIES PROVIDED HEREIN ARE CUSTOMER'S SOLE AND EXCLUSIVE REMEDIES FOR ANY FAILURE BY JLG TO COMPLY WITH ITS WARRANTY OBLIGATIONS. CORRECTION OF THE NONCONFORMITIES IN THE MANNER AND FOR THE PERIOD OF TIME PROVIDED HEREIN SHALL CONSTITUTE COMPLETE FULFILLMENT OF JLG'S OBLIGATIONS REGARDING DEFECTIVE PRODUCTS, WHETHER THE CLAIMS BY THE CUSTOMER ARE BASED IN CONTRACT, IN TORT (INCLUDING NEGLIGENCE) OR OTHERWISE.

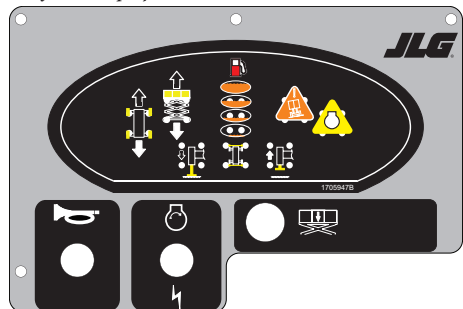
1705913
Platform Display



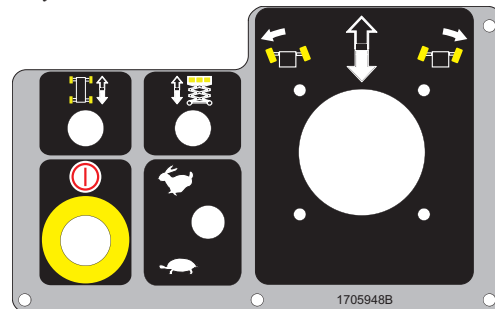
1705914
Platform Box



1705947
Platform Display



1705948
Platform Box



1705950
Platform Box



1705973
Platform Display 1250AJ



1706108
Legend Platform T350

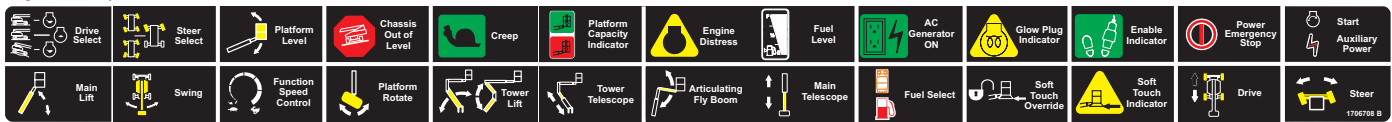


All original equipment manufacturer names, part numbers and part descriptions are used for reference or identification purposes only and are not intended to imply that any part listed is manufactured by those companies or that there is any affiliation with those companies. JLG, JLG GROUND SUPPORT, PARTSPLUS, SKYTRAK and LULL are registered trademarks of JLG Industries, Inc. GENIE and the color blue applied to certain parts of mobile elevating work platform structures are currently registered trademarks of Genie Industries, Inc. All other names/trademarks are the property of their respective owners and manufacturers.

THE WARRANTIES SET FORTH IN THIS SECTION ARE EXCLUSIVE AND IN LIEU OF ALL OTHER WARRANTIES WHETHER STATUROY, EXPRESSES OR IMPLIED, AND THE WARRANTIES OF MERCHANTABILITY AND FITNESS FOR A PARTICULAR PURPOSE AND ALL OTHER WARRANTIES ARISING FROM COURSE OF DEALING OR USAGE OF TRADE ARE HEREBY EXCLUDED. THE REMEDIES PROVIDED HEREIN ARE CUSTOMER'S SOLE AND EXCLUSIVE REMEDIES FOR ANY FAILURE BY JLG TO COMPLY WITH ITS WARRANTY OBLIGATIONS. CORRECTION OF THE NONCONFORMITIES IN THE MANNER AND FOR THE PERIOD OF TIME PROVIDED HEREIN SHALL CONSTITUTE COMPLETE FULFILLMENT OF JLG'S OBLIGATIONS REGARDING DEFECTIVE PRODUCTS, WHETHER THE CLAIMS BY THE CUSTOMER ARE BASED IN CONTRACT, IN TORT (INCLUDING NEGLIGENCE) OR OTHERWISE.

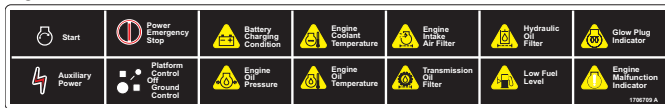
1706708

Legend (Platform)



1706709

Legend (MTB)



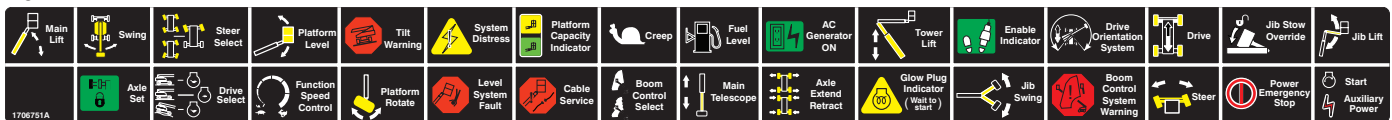
1706712

Display Panel (MTB)



1706751

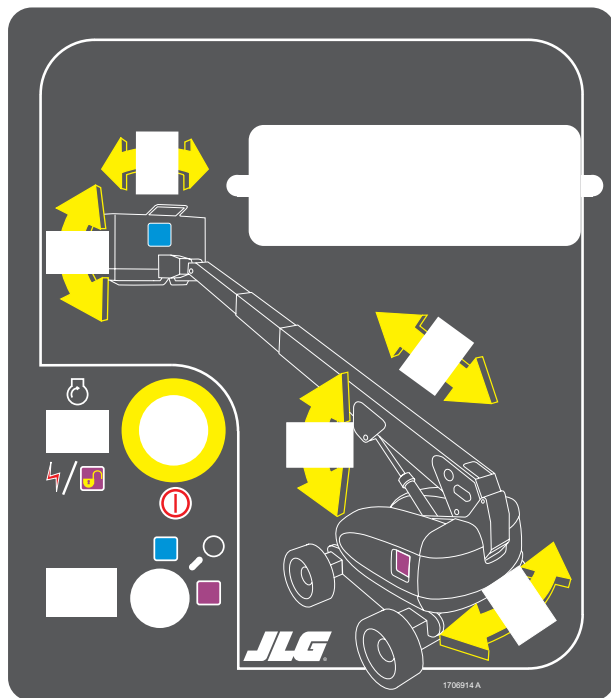
Legend







All original equipment manufacturer names, part numbers and part descriptions are used for reference or identification purposes only and are not intended to imply that any part listed is manufactured by those companies or that there is any affiliation with those companies. JLG, JLG GROUND SUPPORT, PARTSPLUS, SKYTRAK and LULL are registered trademarks of JLG Industries, Inc. GENIE and the color blue applied to certain parts of mobile elevating work platform structures are currently registered trademarks of Genie Industries, Inc. All other names/trademarks are the property of their respective owners and manufacturers.

THE WARRANTIES SET FORTH IN THIS SECTION ARE EXCLUSIVE AND IN LIEU OF ALL OTHER WARRANTIES WHETHER STATUROY, EXPRESSES OR IMPLIED, AND THE WARRANTIES OF MERCHANTABILITY AND FITNESS FOR A PARTICULAR PURPOSE AND ALL OTHER WARRANTIES ARISING FROM COURSE OF DEALING OR USAGE OF TRADE ARE HEREBY EXCLUDED. THE REMEDIES PROVIDED HEREIN ARE CUSTOMER'S SOLE AND EXCLUSIVE REMEDIES FOR ANY FAILURE BY JLG TO COMPLY WITH ITS WARRANTY OBLIGATIONS. CORRECTION OF THE NONCONFORMITIES IN THE MANNER AND FOR THE PERIOD OF TIME PROVIDED HEREIN SHALL CONSTITUTE COMPLETE FULFILLMENT OF JLG'S OBLIGATIONS REGARDING DEFECTIVE PRODUCTS, WHETHER THE CLAIMS BY THE CUSTOMER ARE BASED IN CONTRACT, IN TORT (INCLUDING NEGLIGENCE) OR OTHERWISE.



























1706914
MTB
















1706926
User Flash Codes

FLASH CODES	
	Sequence error: release all switches. Wait 5 seconds, activate enable switch then function switch.
	Lift up and extend boom prevented: telescope in, lower boom, then reset outriggers.
	Outrigger movement prevented: retract and lower boom, then activate outriggers.
	Push Emergency Stop to shut machine off. Wait 5 seconds and restart machine.
	Electric Powered: Batteries may need recharged.
	Engine Powered: Shut off and wait 5 seconds. Restart engine. Check fuel and oil level if conditions persist.

1706931
Legend

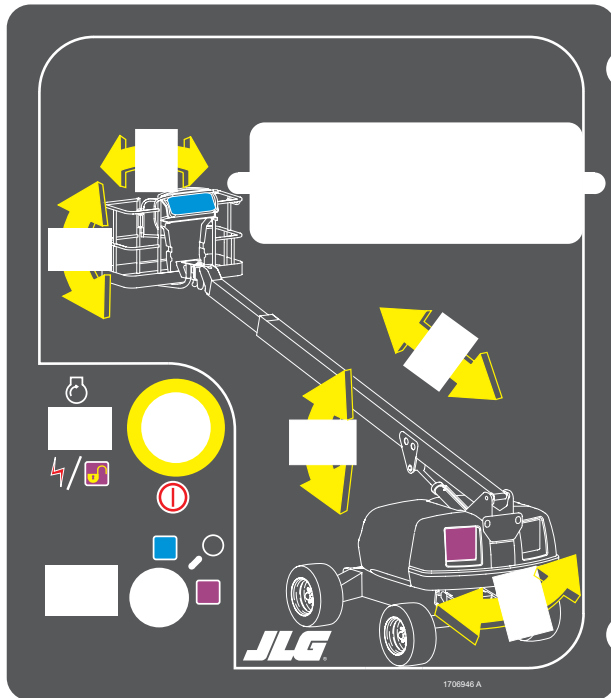
1706941
Legend MTB

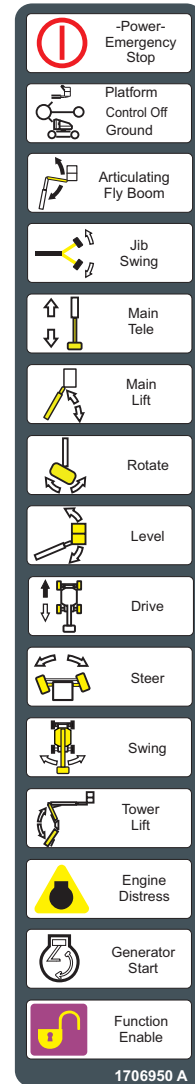
All original equipment manufacturer names, part numbers and part descriptions are used for reference or identification purposes only and are not intended to imply that any part listed is manufactured by those companies or that there is any affiliation with those companies. JLG, JLG GROUND SUPPORT, PARTSPUS, SKYTRAK and LULL are registered trademarks of JLG Industries, Inc. GENIE and the color blue applied to certain parts of mobile elevating work platform structures are currently registered trademarks of Genie Industries, Inc. All other names/trademarks are the property of their respective owners and manufacturers.

THE WARRANTIES SET FORTH IN THIS SECTION ARE EXCLUSIVE AND IN LIEU OF ALL OTHER WARRANTIES WHETHER STATUROY, EXPRESSES OR IMPLIED, AND THE WARRANTIES OF MERCHANTABILITY AND FITNESS FOR A PARTICULAR PURPOSE AND ALL OTHER WARRANTIES ARISING FROM COURSE OF DEALING OR USAGE OF TRADE ARE HEREBY EXCLUDED. THE REMEDIES PROVIDED HEREIN ARE CUSTOMER'S SOLE AND EXCLUSIVE REMEDIES FOR ANY FAILURE BY JLG TO COMPLY WITH ITS WARRANTY OBLIGATIONS. CORRECTION OF THE NONCONFORMITIES IN THE MANNER AND FOR THE PERIOD OF TIME PROVIDED HEREIN SHALL CONSTITUTE COMPLETE FULFILLMENT OF JLG'S OBLIGATIONS REGARDING DEFECTIVE PRODUCTS, WHETHER THE CLAIMS BY THE CUSTOMER ARE BASED IN CONTRACT, IN TORT (INCLUDING NEGLIGENCE) OR OTHERWISE.

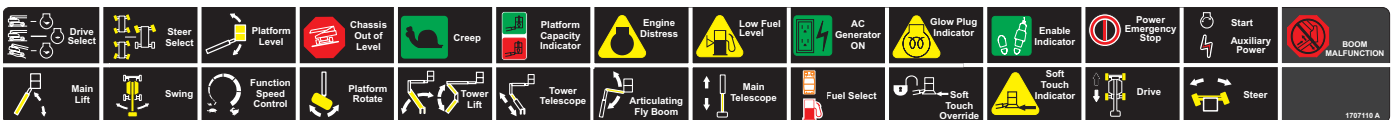
1706946 MTB



1706950 Legend MTB



1707110 Legend Platform



All original equipment manufacturer names, part numbers and part descriptions are used for reference or identification purposes only and are not intended to imply that any part listed is manufactured by those companies or that there is any affiliation with those companies. JLG, JLG GROUND SUPPORT, PARTSPLUS, SKYTRAK and LULL are registered trademarks of JLG Industries, Inc. GENIE and the color blue applied to certain parts of mobile elevating work platform structures are currently registered trademarks of Genie Industries, Inc. All other names/trademarks are the property of their respective owners and manufacturers.

THE WARRANTIES SET FORTH IN THIS SECTION ARE EXCLUSIVE AND IN LIEU OF ALL OTHER WARRANTIES WHETHER STATUROY, EXPRESSES OR IMPLIED, AND THE WARRANTIES OF MERCHANTABILITY AND FITNESS FOR A PARTICULAR PURPOSE AND ALL OTHER WARRANTIES ARISING FROM COURSE OF DEALING OR USAGE OF TRADE ARE HEREBY EXCLUDED. THE REMEDIES PROVIDED HEREIN ARE CUSTOMER'S SOLE AND EXCLUSIVE REMEDIES FOR ANY FAILURE BY JLG TO COMPLY WITH ITS WARRANTY OBLIGATIONS. CORRECTION OF THE NONCONFORMITIES IN THE MANNER AND FOR THE PERIOD OF TIME PROVIDED HEREIN SHALL CONSTITUTE COMPLETE FULFILLMENT OF JLG'S OBLIGATIONS REGARDING DEFECTIVE PRODUCTS, WHETHER THE CLAIMS BY THE CUSTOMER ARE BASED IN CONTRACT, IN TORT (INCLUDING NEGLIGENCE) OR OTHERWISE.

1707111

Platform Display (DOM)



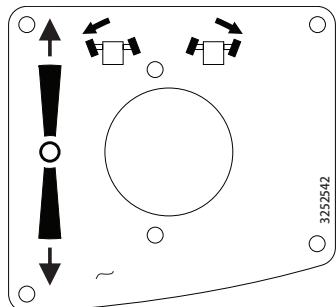
1707113

Platform Display (EURO)



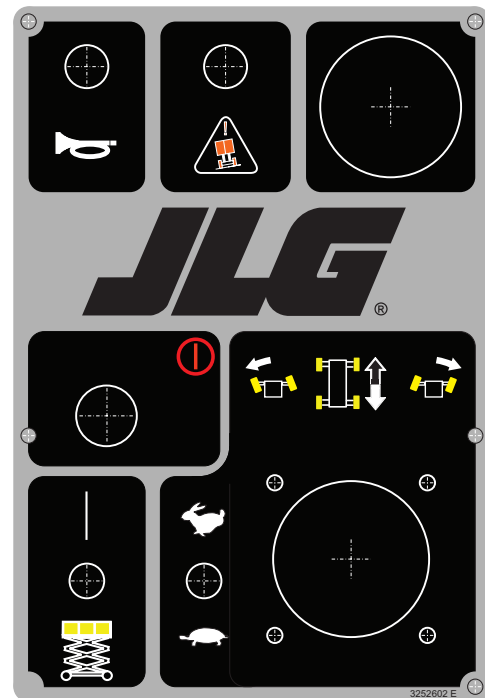
3252542

Controller Lid



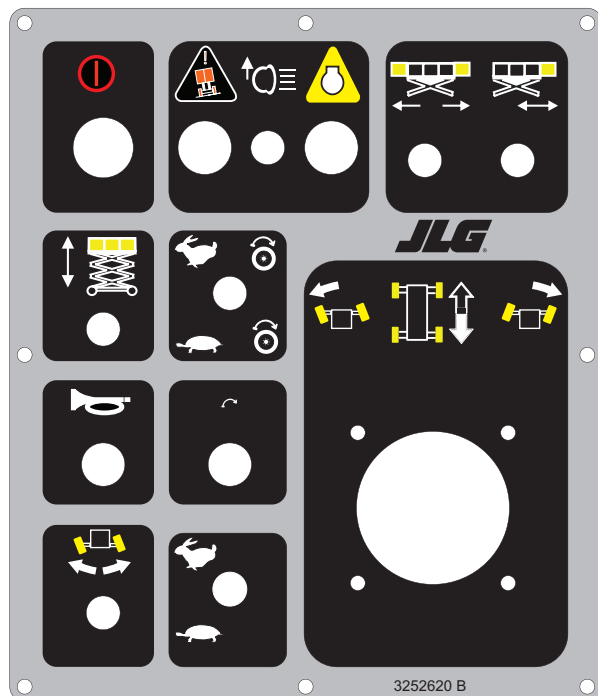
3252602

Box Lid w/ Tilt & BD



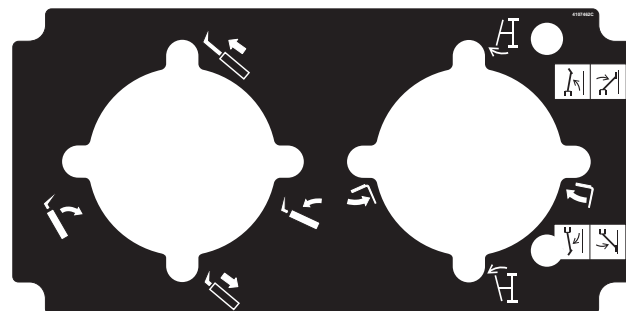
3252620

Controller Box Lid



4107462

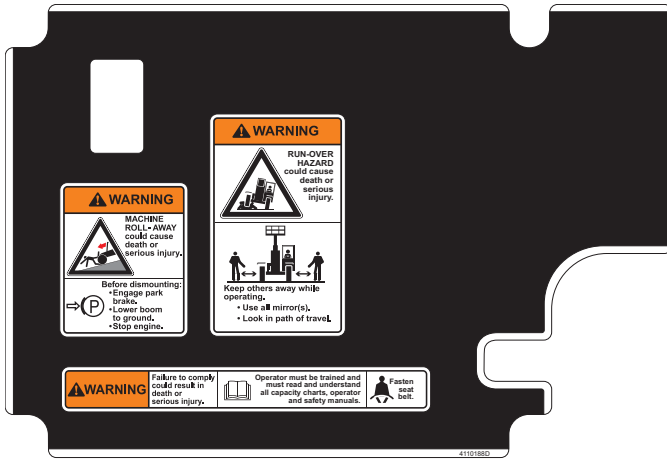
Side Console



All original equipment manufacturer names, part numbers and part descriptions are used for reference or identification purposes only and are not intended to imply that any part listed is manufactured by those companies or that there is any affiliation with those companies. JLG, JLG GROUND SUPPORT, PARTSPLUS, SKYTRAK and LULL are registered trademarks of JLG Industries, Inc. GENIE and the color blue applied to certain parts of mobile elevating work platform structures are currently registered trademarks of Genie Industries, Inc. All other names/trademarks are the property of their respective owners and manufacturers.

THE WARRANTIES SET FORTH IN THIS SECTION ARE EXCLUSIVE AND IN LIEU OF ALL OTHER WARRANTIES WHETHER STATUROY, EXPRESSES OR IMPLIED, AND THE WARRANTIES OF MERCHANTABILITY AND FITNESS FOR A PARTICULAR PURPOSE AND ALL OTHER WARRANTIES ARISING FROM COURSE OF DEALING OR USAGE OF TRADE ARE HEREBY EXCLUDED. THE REMEDIES PROVIDED HEREIN ARE CUSTOMER'S SOLE AND EXCLUSIVE REMEDIES FOR ANY FAILURE BY JLG TO COMPLY WITH ITS WARRANTY OBLIGATIONS. CORRECTION OF THE NONCONFORMITIES IN THE MANNER AND FOR THE PERIOD OF TIME PROVIDED HEREIN SHALL CONSTITUTE COMPLETE FULFILLMENT OF JLG'S OBLIGATIONS REGARDING DEFECTIVE PRODUCTS, WHETHER THE CLAIMS BY THE CUSTOMER ARE BASED IN CONTRACT, IN TORT (INCLUDING NEGLIGENCE) OR OTHERWISE.

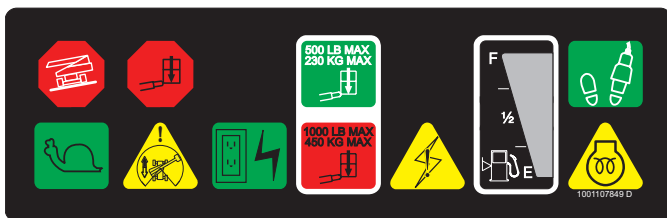
4110188
Overlay LH



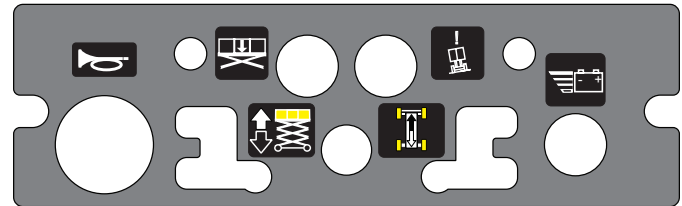
1001107527
Stop



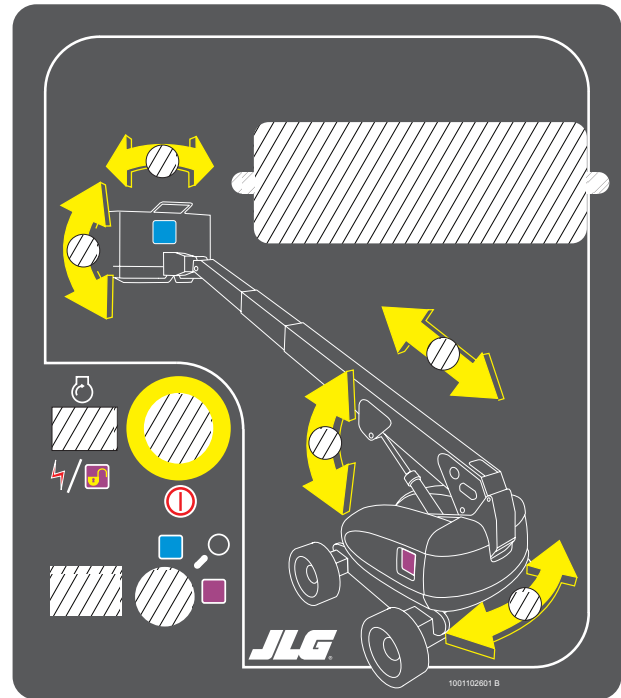
1001107849
Platform Display



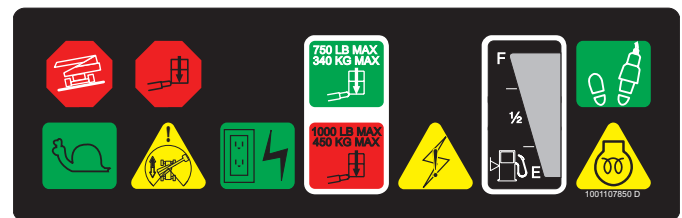
1001091272
Icon (DOM)



1001102601
MTB 600S



1001107850
Platform Display



All original equipment manufacturer names, part numbers and part descriptions are used for reference or identification purposes only and are not intended to imply that any part listed is manufactured by those companies or that there is any affiliation with those companies. JLG, JLG GROUND SUPPORT, PARTSPLUS, SKYTRAK and LULL are registered trademarks of JLG Industries, Inc. GENIE and the color blue applied to certain parts of mobile elevating work platform structures are currently registered trademarks of Genie Industries, Inc. All other names/trademarks are the property of their respective owners and manufacturers.

THE WARRANTIES SET FORTH IN THIS SECTION ARE EXCLUSIVE AND IN LIEU OF ALL OTHER WARRANTIES WHETHER STATUROY, EXPRESSES OR IMPLIED, AND THE WARRANTIES OF MERCHANTABILITY AND FITNESS FOR A PARTICULAR PURPOSE AND ALL OTHER WARRANTIES ARISING FROM COURSE OF DEALING OR USAGE OF TRADE ARE HEREBY EXCLUDED. THE REMEDIES PROVIDED HEREIN ARE CUSTOMER'S SOLE AND EXCLUSIVE REMEDIES FOR ANY FAILURE BY JLG TO COMPLY WITH ITS WARRANTY OBLIGATIONS. CORRECTION OF THE NONCONFORMITIES IN THE MANNER AND FOR THE PERIOD OF TIME PROVIDED HEREIN SHALL CONSTITUTE COMPLETE FULFILLMENT OF JLG'S OBLIGATIONS REGARDING DEFECTIVE PRODUCTS, WHETHER THE CLAIMS BY THE CUSTOMER ARE BASED IN CONTRACT, IN TORT (INCLUDING NEGLIGENCE) OR OTHERWISE.

1001107851
Platform Display



1001107853
Platform Display



1001107926
Platform Display



1001107927
Platform Display



1001107952
Platform Display (CE)



1001107953
Platform Display (860SJ)



1001107954
Platform Display 800S



All original equipment manufacturer names, part numbers and part descriptions are used for reference or identification purposes only and are not intended to imply that any part listed is manufactured by those companies or that there is any affiliation with those companies. JLG, JLG GROUND SUPPORT, PARTSPLUS, SKYTRAK and LULL are registered trademarks of JLG Industries, Inc. GENIE and the color blue applied to certain parts of mobile elevating work platform structures are currently registered trademarks of Genie Industries, Inc. All other names/trademarks are the property of their respective owners and manufacturers.

THE WARRANTIES SET FORTH IN THIS SECTION ARE EXCLUSIVE AND IN LIEU OF ALL OTHER WARRANTIES WHETHER STATUROY, EXPRESSES OR IMPLIED, AND THE WARRANTIES OF MERCHANTABILITY AND FITNESS FOR A PARTICULAR PURPOSE AND ALL OTHER WARRANTIES ARISING FROM COURSE OF DEALING OR USAGE OF TRADE ARE HEREBY EXCLUDED. THE REMEDIES PROVIDED HEREIN ARE CUSTOMER'S SOLE AND EXCLUSIVE REMEDIES FOR ANY FAILURE BY JLG TO COMPLY WITH ITS WARRANTY OBLIGATIONS. CORRECTION OF THE NONCONFORMITIES IN THE MANNER AND FOR THE PERIOD OF TIME PROVIDED HEREIN SHALL CONSTITUTE COMPLETE FULFILLMENT OF JLG'S OBLIGATIONS REGARDING DEFECTIVE PRODUCTS, WHETHER THE CLAIMS BY THE CUSTOMER ARE BASED IN CONTRACT, IN TORT (INCLUDING NEGLIGENCE) OR OTHERWISE.

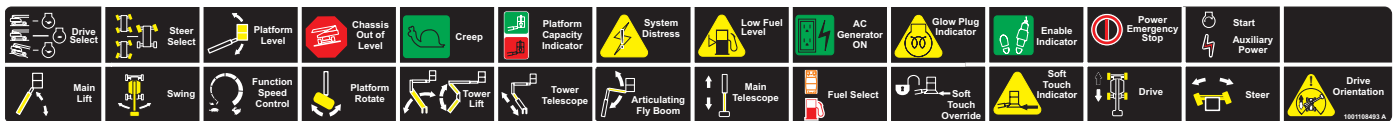
1001108492

Legend (Platform) 400S



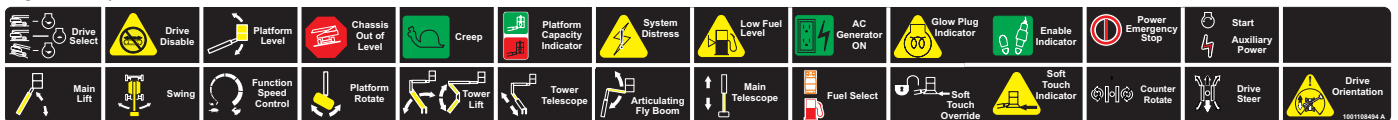
1001108493

Legend (Platform) 450A/450AJ/510AJ/600A/600S



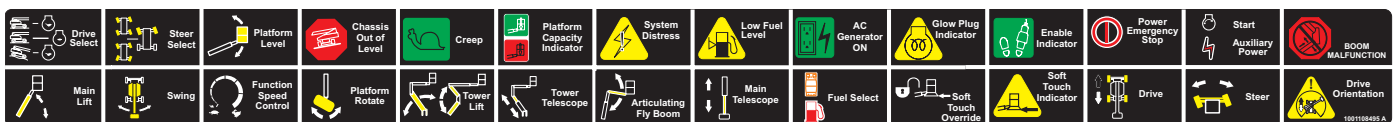
1001108494

Legend (Platform) 600SC



1001108495

Legend (Platform) 740AJ/800A/800AJ



All original equipment manufacturer names, part numbers and part descriptions are used for reference or identification purposes only and are not intended to imply that any part listed is manufactured by those companies or that there is any affiliation with those companies. JLG, JLG GROUND SUPPORT, PARTSPLUS, SKYTRAK and LULL are registered trademarks of JLG Industries, Inc. GENIE and the color blue applied to certain parts of mobile elevating work platform structures are currently registered trademarks of Genie Industries, Inc. All other names/trademarks are the property of their respective owners and manufacturers.

THE WARRANTIES SET FORTH IN THIS SECTION ARE EXCLUSIVE AND IN LIEU OF ALL OTHER WARRANTIES WHETHER STATUROY, EXPRESSES OR IMPLIED, AND THE WARRANTIES OF MERCHANTABILITY AND FITNESS FOR A PARTICULAR PURPOSE AND ALL OTHER WARRANTIES ARISING FROM COURSE OF DEALING OR USAGE OF TRADE ARE HEREBY EXCLUDED. THE REMEDIES PROVIDED HEREIN ARE CUSTOMER'S SOLE AND EXCLUSIVE REMEDIES FOR ANY FAILURE BY JLG TO COMPLY WITH ITS WARRANTY OBLIGATIONS. CORRECTION OF THE NONCONFORMITIES IN THE MANNER AND FOR THE PERIOD OF TIME PROVIDED HEREIN SHALL CONSTITUTE COMPLETE FULFILLMENT OF JLG'S OBLIGATIONS REGARDING DEFECTIVE PRODUCTS, WHETHER THE CLAIMS BY THE CUSTOMER ARE BASED IN CONTRACT, IN TORT (INCLUDING NEGLIGENCE) OR OTHERWISE.

1001108496

Legend (Platform) 800S



1001110226

Light Display



1001121657

Platform Display



1001122384

Light Panel (Platform)




1001131168

Stop & Auxiliary Power



1001132175

Stop & Generator



All original equipment manufacturer names, part numbers and part descriptions are used for reference or identification purposes only and are not intended to imply that any part listed is manufactured by those companies or that there is any affiliation with those companies. JLG, JLG GROUND SUPPORT, PARTSPLUS, SKYTRAK and LULL are registered trademarks of JLG Industries, Inc. GENIE and the color blue applied to certain parts of mobile elevating work platform structures are currently registered trademarks of Genie Industries, Inc. All other names/trademarks are the property of their respective owners and manufacturers.

THE WARRANTIES SET FORTH IN THIS SECTION ARE EXCLUSIVE AND IN LIEU OF ALL OTHER WARRANTIES WHETHER STATUROY, EXPRESSES OR IMPLIED, AND THE WARRANTIES OF MERCHANTABILITY AND FITNESS FOR A PARTICULAR PURPOSE AND ALL OTHER WARRANTIES ARISING FROM COURSE OF DEALING OR USAGE OF TRADE ARE HEREBY EXCLUDED. THE REMEDIES PROVIDED HEREIN ARE CUSTOMER'S SOLE AND EXCLUSIVE REMEDIES FOR ANY FAILURE BY JLG TO COMPLY WITH ITS WARRANTY OBLIGATIONS. CORRECTION OF THE NONCONFORMITIES IN THE MANNER AND FOR THE PERIOD OF TIME PROVIDED HEREIN SHALL CONSTITUTE COMPLETE FULFILLMENT OF JLG'S OBLIGATIONS REGARDING DEFECTIVE PRODUCTS, WHETHER THE CLAIMS BY THE CUSTOMER ARE BASED IN CONTRACT, IN TORT (INCLUDING NEGLIGENCE) OR OTHERWISE.

1702861
JLG Lift 8"

JLG LIFT®

1703681
JLG

JLG®

1704789
E450AJ

E450AJ
1704789-A

1705460
Sky Power

Sky POWER®

1705754
JLG 3.5"

JLG®

1705781
JLG 2.75"

JLG®

1705864
JLG 12"

JLG®

1706667
1230ES

1230ES
www.jlg.com

All original equipment manufacturer names, part numbers and part descriptions are used for reference or identification purposes only and are not intended to imply that any part listed is manufactured by those companies or that there is any affiliation with those companies. JLG, JLG GROUND SUPPORT, PARTSPLUS, SKYTRAK and LULL are registered trademarks of JLG Industries, Inc. GENIE and the color blue applied to certain parts of mobile elevating work platform structures are currently registered trademarks of Genie Industries, Inc. All other names/trademarks are the property of their respective owners and manufacturers.

THE WARRANTIES SET FORTH IN THIS SECTION ARE EXCLUSIVE AND IN LIEU OF ALL OTHER WARRANTIES WHETHER STATUROY, EXPRESSES OR IMPLIED, AND THE WARRANTIES OF MERCHANTABILITY AND FITNESS FOR A PARTICULAR PURPOSE AND ALL OTHER WARRANTIES ARISING FROM COURSE OF DEALING OR USAGE OF TRADE ARE HEREBY EXCLUDED. THE REMEDIES PROVIDED HEREIN ARE CUSTOMER'S SOLE AND EXCLUSIVE REMEDIES FOR ANY FAILURE BY JLG TO COMPLY WITH ITS WARRANTY OBLIGATIONS. CORRECTION OF THE NONCONFORMITIES IN THE MANNER AND FOR THE PERIOD OF TIME PROVIDED HEREIN SHALL CONSTITUTE COMPLETE FULFILLMENT OF JLG'S OBLIGATIONS REGARDING DEFECTIVE PRODUCTS, WHETHER THE CLAIMS BY THE CUSTOMER ARE BASED IN CONTRACT, IN TORT (INCLUDING NEGLIGENCE) OR OTHERWISE.

3252598

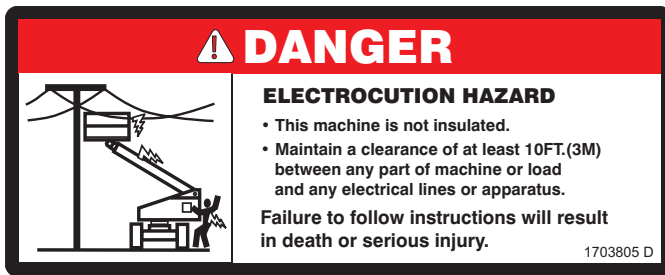
Model Tag 1932E2



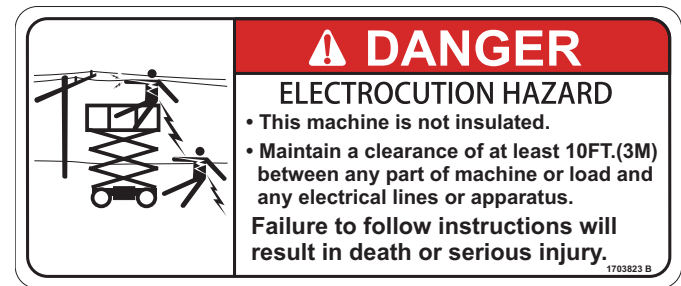
All original equipment manufacturer names, part numbers and part descriptions are used for reference or identification purposes only and are not intended to imply that any part listed is manufactured by those companies or that there is any affiliation with those companies. JLG, JLG GROUND SUPPORT, PARTSPLUS, SKYTRAK and LULL are registered trademarks of JLG Industries, Inc. GENIE and the color blue applied to certain parts of mobile elevating work platform structures are currently registered trademarks of Genie Industries, Inc. All other names/trademarks are the property of their respective owners and manufacturers.

THE WARRANTIES SET FORTH IN THIS SECTION ARE EXCLUSIVE AND IN LIEU OF ALL OTHER WARRANTIES WHETHER STATUTORY, EXPRESSED OR IMPLIED, AND THE WARRANTIES OF MERCHANTABILITY AND FITNESS FOR A PARTICULAR PURPOSE AND ALL OTHER WARRANTIES ARISING FROM COURSE OF DEALING OR USAGE OF TRADE ARE HEREBY EXCLUDED. THE REMEDIES PROVIDED HEREIN ARE CUSTOMER'S SOLE AND EXCLUSIVE REMEDIES FOR ANY FAILURE BY JLG TO COMPLY WITH ITS WARRANTY OBLIGATIONS. CORRECTION OF THE NONCONFORMITIES IN THE MANNER AND FOR THE PERIOD OF TIME PROVIDED HEREIN SHALL CONSTITUTE COMPLETE FULFILLMENT OF JLG'S OBLIGATIONS REGARDING DEFECTIVE PRODUCTS, WHETHER THE CLAIMS BY THE CUSTOMER ARE BASED IN CONTRACT, IN TORT (INCLUDING NEGLIGENCE) OR OTHERWISE.

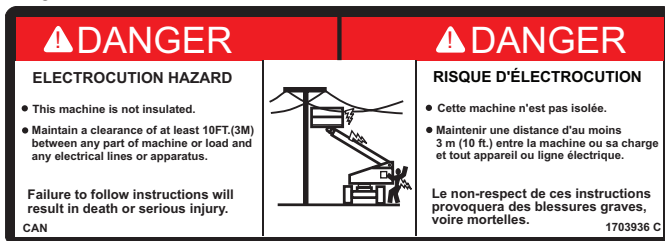
1703805
Electrocution



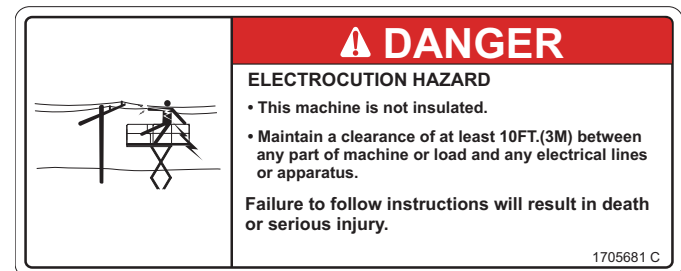
1703823
Electrocution Hazard



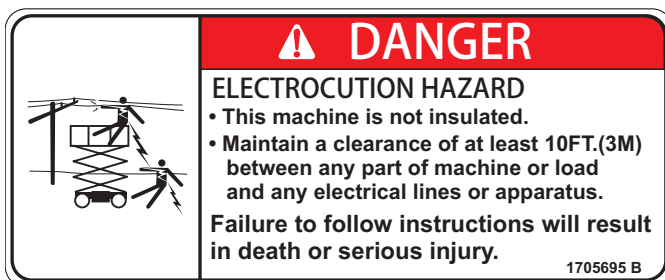
1703936
Danger (CAN)



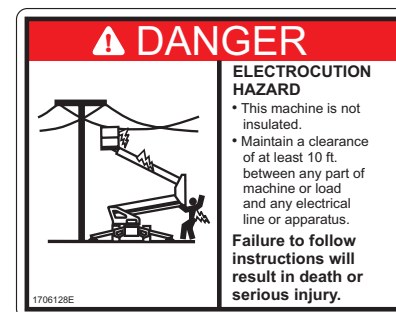
1705681
Electrocution



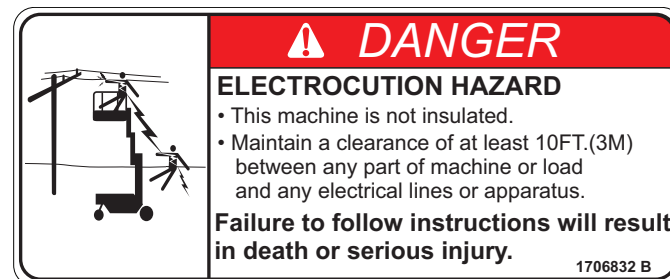
1705695
Electrocution 1930ES



1706128
Electrocution




1706832
1230ES Electrocution



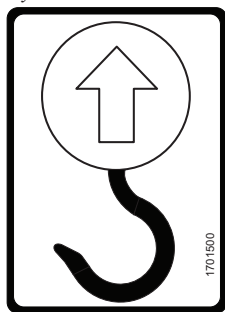
All original equipment manufacturer names, part numbers and part descriptions are used for reference or identification purposes only and are not intended to imply that any part listed is manufactured by those companies or that there is any affiliation with those companies. JLG, JLG GROUND SUPPORT, PARTSPUS, SKYTRAK and LULL are registered trademarks of JLG Industries, Inc. GENIE and the color blue applied to certain parts of mobile elevating work platform structures are currently registered trademarks of Genie Industries, Inc. All other names/trademarks are the property of their respective owners and manufacturers.

THE WARRANTIES SET FORTH IN THIS SECTION ARE EXCLUSIVE AND IN LIEU OF ALL OTHER WARRANTIES WHETHER STATUROY, EXPRESSES OR IMPLIED, AND THE WARRANTIES OF MERCHANTABILITY AND FITNESS FOR A PARTICULAR PURPOSE AND ALL OTHER WARRANTIES ARISING FROM COURSE OF DEALING OR USAGE OF TRADE ARE HEREBY EXCLUDED. THE REMEDIES PROVIDED HEREIN ARE CUSTOMER'S SOLE AND EXCLUSIVE REMEDIES FOR ANY FAILURE BY JLG TO COMPLY WITH ITS WARRANTY OBLIGATIONS. CORRECTION OF THE NONCONFORMITIES IN THE MANNER AND FOR THE PERIOD OF TIME PROVIDED HEREIN SHALL CONSTITUTE COMPLETE FULFILLMENT OF JLG'S OBLIGATIONS REGARDING DEFECTIVE PRODUCTS, WHETHER THE CLAIMS BY THE CUSTOMER ARE BASED IN CONTRACT, IN TORT (INCLUDING NEGLIGENCE) OR OTHERWISE.

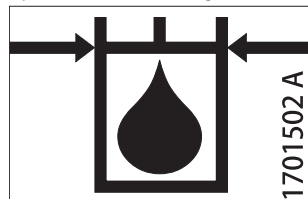
1701499
No Tie Down/Lift




1701500
Lift Here



1701502
Hydraulic Oil Level (High)



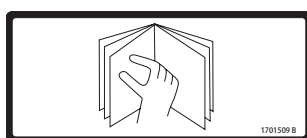
1701504
Hydraulic Oil



1701505
Diesel



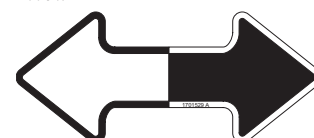
1701509
Manual



1701518
Crushing



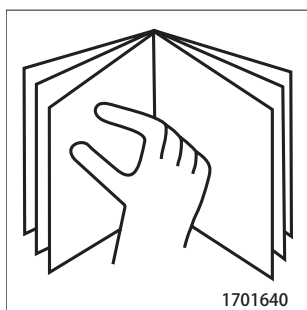
1701529
Arrow



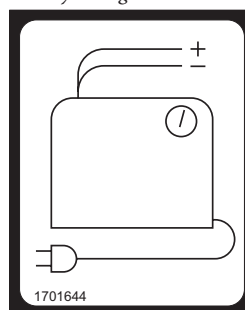
1701542
Gasoline



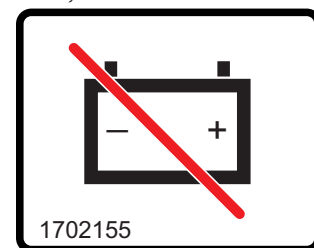
1701640
Manual



1701644
Battery Charger



1702155
Battery Disconnect



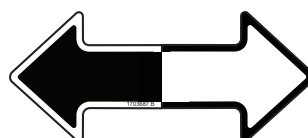
1703072
No Forklift



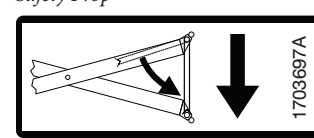
1703162
Fan Blade



1703687
Arrow



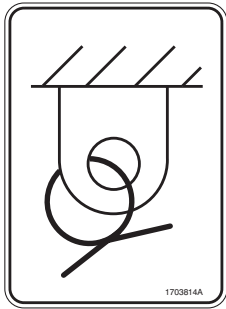
1703697
Safety Prop




All original equipment manufacturer names, part numbers and part descriptions are used for reference or identification purposes only and are not intended to imply that any part listed is manufactured by those companies or that there is any affiliation with those companies. JLG, JLG GROUND SUPPORT, PARTSPUS, SKYTRAK and LULL are registered trademarks of JLG Industries, Inc. GENIE and the color blue applied to certain parts of mobile elevating work platform structures are currently registered trademarks of Genie Industries, Inc. All other names/trademarks are the property of their respective owners and manufacturers.

THE WARRANTIES SET FORTH IN THIS SECTION ARE EXCLUSIVE AND IN LIEU OF ALL OTHER WARRANTIES WHETHER STATUROY, EXPRESSES OR IMPLIED, AND THE WARRANTIES OF MERCHANTABILITY AND FITNESS FOR A PARTICULAR PURPOSE AND ALL OTHER WARRANTIES ARISING FROM COURSE OF DEALING OR USAGE OF TRADE ARE HEREBY EXCLUDED. THE REMEDIES PROVIDED HEREIN ARE CUSTOMER'S SOLE AND EXCLUSIVE REMEDIES FOR ANY FAILURE BY JLG TO COMPLY WITH ITS WARRANTY OBLIGATIONS. CORRECTION OF THE NONCONFORMITIES IN THE MANNER AND FOR THE PERIOD OF TIME PROVIDED HEREIN SHALL CONSTITUTE COMPLETE FULFILLMENT OF JLG'S OBLIGATIONS REGARDING DEFECTIVE PRODUCTS, WHETHER THE CLAIMS BY THE CUSTOMER ARE BASED IN CONTRACT, IN TORT (INCLUDING NEGLIGENCE) OR OTHERWISE.

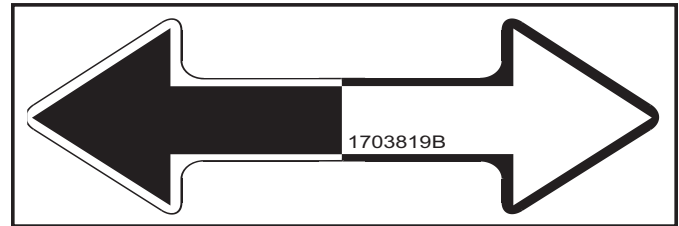
1703814
Tie Down



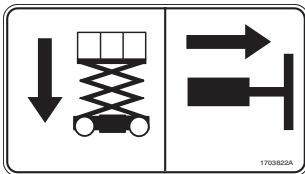
1703817
Fork Lift




1703819
Direction Arrow



1703822
Manual Descent Instructions




1704016
Forklift Location



1704125
Air Lead



1704260
EMS (Euro Requirement)



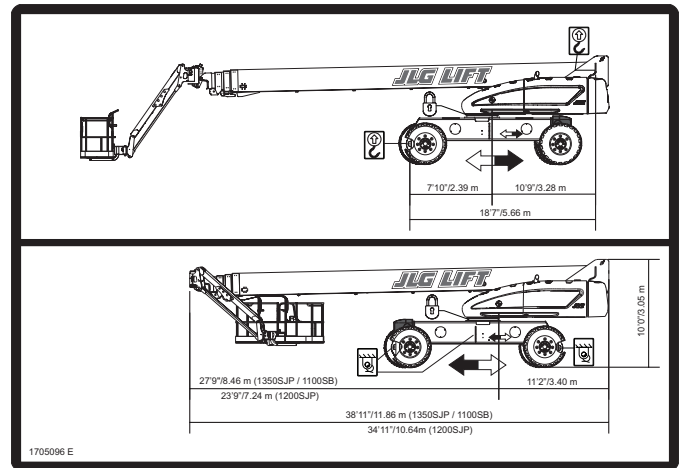
1704277
Lanyard Attachment



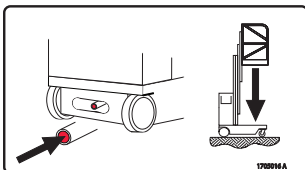
1704726
Lock Latch



1705096
Lift Diagram (1200/1350)



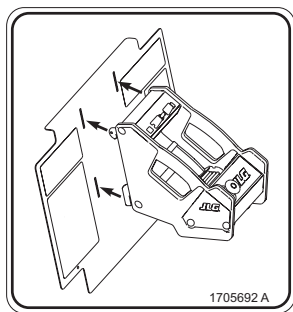
1705016
Manual Descent



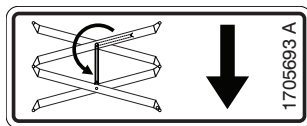
All original equipment manufacturer names, part numbers and part descriptions are used for reference or identification purposes only and are not intended to imply that any part listed is manufactured by those companies or that there is any affiliation with those companies. JLG, JLG GROUND SUPPORT, PARTSPLUS, SKYTRAK and LULL are registered trademarks of JLG Industries, Inc. GENIE and the color blue applied to certain parts of mobile elevating work platform structures are currently registered trademarks of Genie Industries, Inc. All other names/trademarks are the property of their respective owners and manufacturers.

THE WARRANTIES SET FORTH IN THIS SECTION ARE EXCLUSIVE AND IN LIEU OF ALL OTHER WARRANTIES WHETHER STATUROY, EXPRESSES OR IMPLIED, AND THE WARRANTIES OF MERCHANTABILITY AND FITNESS FOR A PARTICULAR PURPOSE AND ALL OTHER WARRANTIES ARISING FROM COURSE OF DEALING OR USAGE OF TRADE ARE HEREBY EXCLUDED. THE REMEDIES PROVIDED HEREIN ARE CUSTOMER'S SOLE AND EXCLUSIVE REMEDIES FOR ANY FAILURE BY JLG TO COMPLY WITH ITS WARRANTY OBLIGATIONS. CORRECTION OF THE NONCONFORMITIES IN THE MANNER AND FOR THE PERIOD OF TIME PROVIDED HEREIN SHALL CONSTITUTE COMPLETE FULFILLMENT OF JLG'S OBLIGATIONS REGARDING DEFECTIVE PRODUCTS, WHETHER THE CLAIMS BY THE CUSTOMER ARE BASED IN CONTRACT, IN TORT (INCLUDING NEGLIGENCE) OR OTHERWISE.

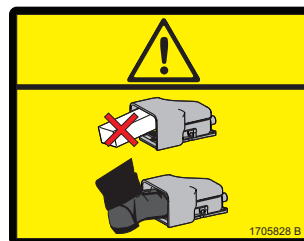
1705692
Control Box Location



1705693
Safety Prop



1705828
Footswitch (CE)



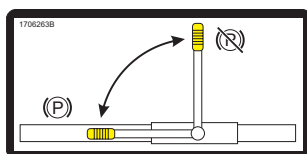
1706100
Gooseneck 10



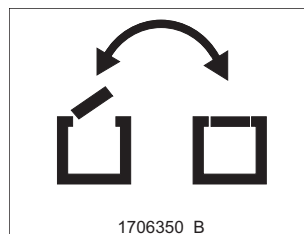
1706170
Gooseneck 6



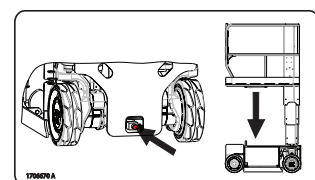
1706263
Brake Set



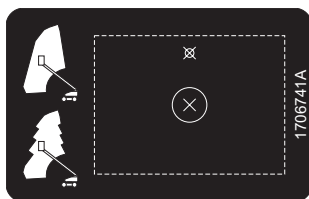
1706350
Cover




1706670
1230ES Manual Descent



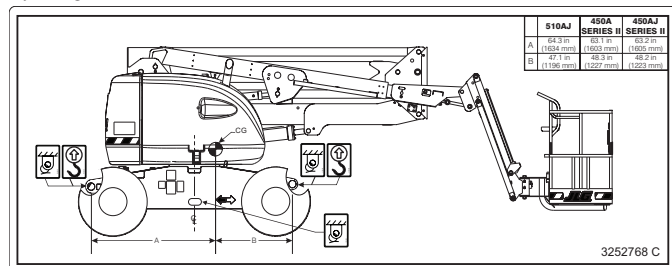
1706741
Boom Control Select



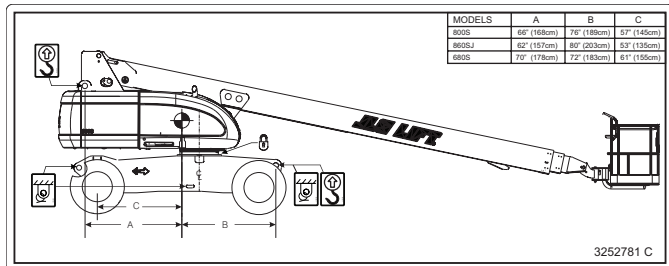
3251102
Generator




3252768
Lift Diagram 450A (DOM)



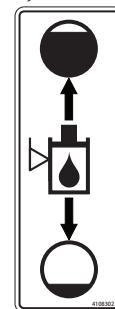
3252781
Lift Diagram 800S (DOM)



4100181
Hydraulic Oil




4108302
Hydraulic Oil Level



All original equipment manufacturer names, part numbers and part descriptions are used for reference or identification purposes only and are not intended to imply that any part listed is manufactured by those companies or that there is any affiliation with those companies. JLG, JLG GROUND SUPPORT, PARTSPLUS, SKYTRAK and LULL are registered trademarks of JLG Industries, Inc. GENIE and the color blue applied to certain parts of mobile elevating work platform structures are currently registered trademarks of Genie Industries, Inc. All other names/trademarks are the property of their respective owners and manufacturers.

THE WARRANTIES SET FORTH IN THIS SECTION ARE EXCLUSIVE AND IN LIEU OF ALL OTHER WARRANTIES WHETHER STATUROY, EXPRESSES OR IMPLIED, AND THE WARRANTIES OF MERCHANTABILITY AND FITNESS FOR A PARTICULAR PURPOSE AND ALL OTHER WARRANTIES ARISING FROM COURSE OF DEALING OR USAGE OF TRADE ARE HEREBY EXCLUDED. THE REMEDIES PROVIDED HEREIN ARE CUSTOMER'S SOLE AND EXCLUSIVE REMEDIES FOR ANY FAILURE BY JLG TO COMPLY WITH ITS WARRANTY OBLIGATIONS. CORRECTION OF THE NONCONFORMITIES IN THE MANNER AND FOR THE PERIOD OF TIME PROVIDED HEREIN SHALL CONSTITUTE COMPLETE FULFILLMENT OF JLG'S OBLIGATIONS REGARDING DEFECTIVE PRODUCTS, WHETHER THE CLAIMS BY THE CUSTOMER ARE BASED IN CONTRACT, IN TORT (INCLUDING NEGLIGENCE) OR OTHERWISE.

4110226

Lift Point/Tie Down


All original equipment manufacturer names, part numbers and part descriptions are used for reference or identification purposes only and are not intended to imply that any part listed is manufactured by those companies or that there is any affiliation with those companies. JLG, JLG GROUND SUPPORT, PARTSPLUS, SKYTRAK and LULL are registered trademarks of JLG Industries, Inc. GENIE and the color blue applied to certain parts of mobile elevating work platform structures are currently registered trademarks of Genie Industries, Inc. All other names/trademarks are the property of their respective owners and manufacturers.

THE WARRANTIES SET FORTH IN THIS SECTION ARE EXCLUSIVE AND IN LIEU OF ALL OTHER WARRANTIES WHETHER STATUROY, EXPRESSES OR IMPLIED, AND THE WARRANTIES OF MERCHANTABILITY AND FITNESS FOR A PARTICULAR PURPOSE AND ALL OTHER WARRANTIES ARISING FROM COURSE OF DEALING OR USAGE OF TRADE ARE HEREBY EXCLUDED. THE REMEDIES PROVIDED HERIN ARE CUSTOMER'S SOLE AND EXCLUSIVE REMEDIES FOR ANY FAILURE BY JLG TO COMPLY WITH ITS WARRANTY OBLIGATIONS. CORRECTION OF THE NONCONFORMITIES IN THE MANNER AND FOR THE PERIOD OF TIME PROVIDED HEREIN SHALL CONSTITUTE COMPLETE FULFILLMENT OF JLG'S OBLIGATIONS REGARDING DEFECTIVE PRODUCTS, WHETHER THE CLAIMS BY THE CUSTOMER ARE BASED IN CONTRACT, IN TORT (INCLUDING NEGLIGENCE) OR OTHERWISE.

1702153
Inspection (DOM)

IMPORTANT		
first delivery ←	ANSI requires an annual inspection be performed by qualified personnel in accordance with manufacturer's specifications.	5 years →
1 year ←	Use JLG approved manuals, parts and procedures. Contact JLG regarding structural repairs.	6 years →
2 years ←	Stamp frame with MONTH/DAY/YEAR next to arrow after each inspection. Retain records in accordance with ANSI.	7 years →
3 years ←	Notify JLG immediately of any changes of ownership.	8 years →
4 years ←	Replace if defaced	9 years →
		10 years →

1702265
Manual Descent



IMPORTANT

IF THE LOWER BOOM ASSEMBLY
DOES NOT FULLY LOWER:

1. Pull out red EMS knob located on ground control.
2. Turn key switch to ground control position.
3. Start the engine (if applicable).
4. Pull and hold out the red re-level knob located next to the main control valve.
5. Raise the lower boom 6 inches.
6. Release the red re-level knob.
7. Lower the boom fully, and continue to hold down switch for an additional 5 seconds.
8. Repeat steps 4 through 7 if necessary.

1703696
Gradeability


IMPORTANT



WHEN DRIVING WITH THE PLATFORM COMPLETELY LOWERED DO NOT EXCEED

- MAX. 4WD GRADEABILITY 35%
- MAX. SIDE SLOPE 5°

1704248
Battery Charger Instructions



IMPORTANT

Battery charging instructions.

For maximum battery life:

- Avoid completely discharging the batteries.
- Fully charge the batteries each day the machine is used.
- Charge the batteries at available times between full charges.
- Ensure that the battery plates are immersed in battery fluid before charging. However, to avoid overflow, Do Not fill the fluid level until after charging.

1. To charge batteries, connect charger to proper voltage source with 15 AMP minimum capacity.
2. The charge cycle is complete when the 100% LED is lit. Any other reading indicates that the charge cycle is not complete. If the abnormal LED is lit, consult the Operators Manual.
3. The charger will shut off automatically when the batteries are fully charged.
4. Depleted batteries will take approx. 17 hours to charge.

1704248 B

1704446
Charging Instructions

IMPORTANT

Battery charging instructions.

For maximum battery life:

- Avoid completely discharging the batteries.
- Fully charge the batteries each day the machine is used.
- Charge the batteries at available times between full charges.
- Ensure that the battery plates are immersed in battery fluid before charging. However, to avoid overflow, Do Not fill the fluid level until after charging.

1. To charge batteries, connect charger to proper voltage source with 15 AMP minimum capacity.
2. The charge cycle is complete when 100% LED is lit. Any other reading indicates that the charge cycle is not complete. If the abnormal LED is lit, consult the Operators Manual
3. Charger will shut off automatically when batteries are fully charged.
4. Depleted batteries will take approx. 17 hours to charge.

DOM

1704446-B

1704521
Gradeability

IMPORTANT

FOR DRIVING WITH THE PLATFORM COMPLETELY LOWERED
DO NOT EXCEED

- MAX. 2WD GRADEABILITY 25%
- MAX. 4WD GRADEABILITY 45%
- MAX. SIDE SLOPE 5°

17045238

1704903
Gradeability

IMPORTANT



WHEN DRIVING WITH THE PLATFORM COMPLETELY LOWERED DO NOT EXCEED




- MAX. GRADEABILITY 35%
- MAX. SIDE SLOPE 5°

1705365
Load Management (BCS)

IMPORTANT

PROCEDURE FOR DAILY CHECK OF BOOM CONTROL SYSTEM

BEFORE THE BEGINNING OF EACH DAY'S USE, PERFORM CHECK WITH NO LOAD (PERSONS OR MATERIAL) IN PLATFORM FROM GROUND CONTROL STATION.

1. Extend all arms fully.
2. With the boom fully extended, raise boom of the boom rest to horizontal.
3. Position jib horizontal, jib straight, and platform level.
4. Boom must stop on colored stop(s) matching the capacity indicator. If the boom does not stop on the correct stop, system must be repaired by J.G. authorized service personnel before machines can be used.
5. Push and hold the gray test switch  on the ground control panel. The lifting of a green boom stop system light  indicates the light is on and the lifting of a red boom control system light  indicates the system must be repaired by J.G. authorized service personnel before the machine can be used.

3252672
Lift Diagram 400 (DOM)

<h2 style="margin: 0;">IMPORTANT</h2>	
<h3 style="text-align: center; margin: 0;">LIFTING INSTRUCTIONS</h3> <ol style="list-style-type: none"> 1. See the Operators and Safety Manual for approximate gross weight of machine as originally manufactured. 2. Place boom in the slowed position with turntable locked 3. Remove all loose items from machine. 4. Properly adjust rigging to prevent damage to machine and so machine remains level. 	<h3 style="text-align: center; margin: 0;">TIE DOWN INSTRUCTIONS</h3> <ol style="list-style-type: none"> 1. Place boom in the slowed position with turntable locked. 2. Remove all loose items from machine. 3. Secure the chassis and the platform using straps or chains of adequate strength. <p style="margin-top: 10px;">Refer to the Operators and Safety Manual for more information</p>

1001092071
No Pipe Racks Allowed

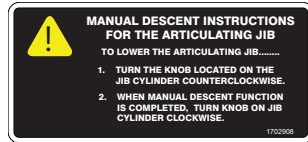
All original equipment manufacturer names, part numbers and part descriptions are used for reference or identification purposes only and are not intended to imply that any part listed is manufactured by those companies or that there is any affiliation with those companies. JLG, JLG GROUND SUPPORT, PARTSPUS, SKYTRAK and LULL are registered trademarks of JLG Industries, Inc. GENIE and the color blue applied to certain parts of mobile elevating work platform structures are currently registered trademarks of Genie Industries, Inc. All other names/trademarks are the property of their respective owners and manufacturers.

THE WARRANTIES SET FORTH IN THIS SECTION ARE EXCLUSIVE AND IN LIEU OF ALL OTHER WARRANTIES WHETHER STATUORY, EXPRESSED OR IMPLIED, AND THE WARRANTIES OF MERCHANTABILITY AND FITNESS FOR A PARTICULAR PURPOSE AND ALL OTHER WARRANTIES ARISING FROM COURSE OF DEALING OR USAGE OF TRADE ARE HEREBY EXCLUDED. THE REMEDIES PROVIDED HEREIN ARE CUSTOMER'S SOLE AND EXCLUSIVE REMEDIES FOR ANY FAILURE BY JLG TO COMPLY WITH ITS WARRANTY OBLIGATIONS. CORRECTION OF THE NONCONFORMITIES IN THE MANNER AND FOR THE PERIOD OF TIME PROVIDED HEREIN SHALL CONSTITUTE COMPLETE FULFILLMENT OF JLG'S OBLIGATIONS REGARDING DEFECTIVE PRODUCTS, WHETHER THE CLAIMS BY THE CUSTOMER ARE BASED IN CONTRACT, IN TORT (INCLUDING NEGLIGENCE) OR OTHERWISE.

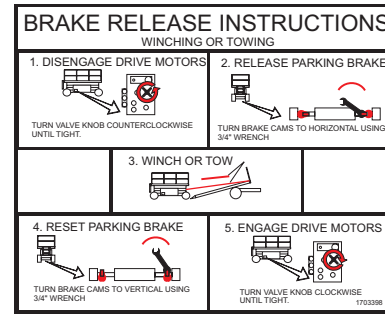
1702901
Manual Descent



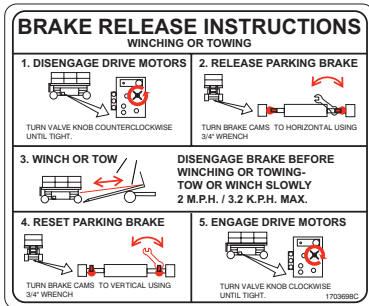
1702908
Manual Descent



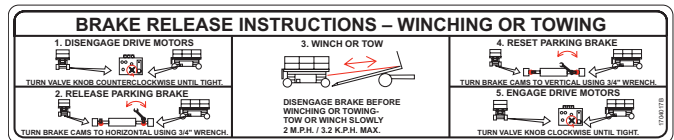
1703398
Towing/Winch



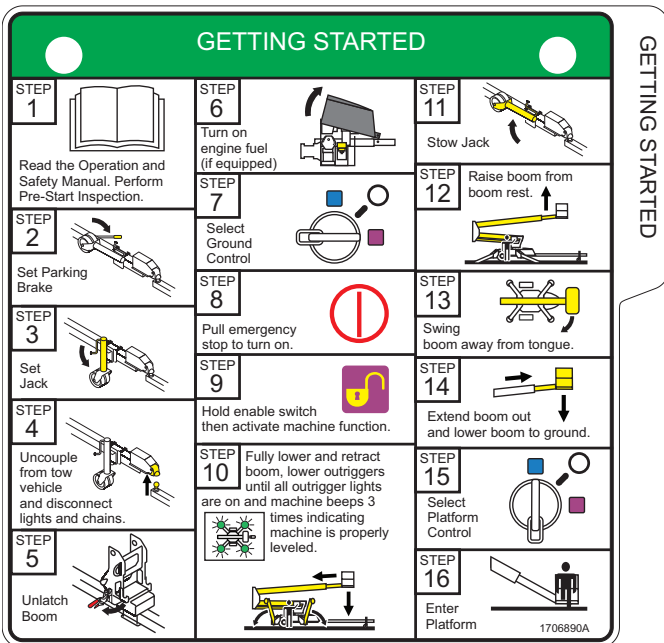
1703698
Towing/Wenching-Tow Speed



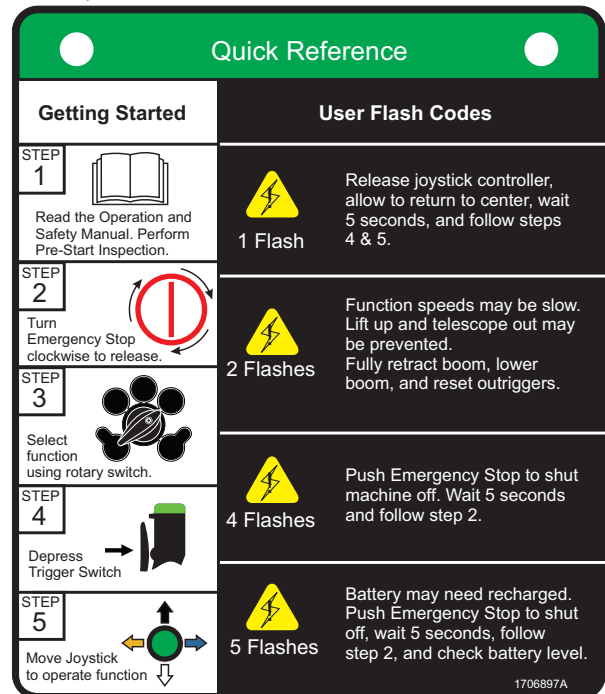
1704017
Brake Release Instructions



1706890
Getting Started



1706897
Quick Reference
















All original equipment manufacturer names, part numbers and part descriptions are used for reference or identification purposes only and are not intended to imply that any part listed is manufactured by those companies or that there is any affiliation with those companies. JLG, JLG GROUND SUPPORT, PARTSPLUS, SKYTRAK and LULL are registered trademarks of JLG Industries, Inc. GENIE and the color blue applied to certain parts of mobile elevating work platform structures are currently registered trademarks of Genie Industries, Inc. All other names/trademarks are the property of their respective owners and manufacturers.

THE WARRANTIES SET FORTH IN THIS SECTION ARE EXCLUSIVE AND IN LIEU OF ALL OTHER WARRANTIES WHETHER STATUROY, EXPRESSES OR IMPLIED, AND THE WARRANTIES OF MERCHANTABILITY AND FITNESS FOR A PARTICULAR PURPOSE AND ALL OTHER WARRANTIES ARISING FROM COURSE OF DEALING OR USAGE OF TRADE ARE HEREBY EXCLUDED. THE REMEDIES PROVIDED HEREIN ARE CUSTOMER'S SOLE AND EXCLUSIVE REMEDIES FOR ANY FAILURE BY JLG TO COMPLY WITH ITS WARRANTY OBLIGATIONS. CORRECTION OF THE NONCONFORMITIES IN THE MANNER AND FOR THE PERIOD OF TIME PROVIDED HEREIN SHALL CONSTITUTE COMPLETE FULFILLMENT OF JLG'S OBLIGATIONS REGARDING DEFECTIVE PRODUCTS, WHETHER THE CLAIMS BY THE CUSTOMER ARE BASED IN CONTRACT, IN TORT (INCLUDING NEGLIGENCE) OR OTHERWISE.

1706924
Finishing


FINISHING

<div>STEP 1</div> <div></div> <div>Read the Operation and Safety Manual.</div>	<div>STEP 6</div> <div></div> <div>Latch Boom</div>	<div>STEP 11</div> <div></div> <div>Stow Jack</div>
<div>STEP 2</div> <div></div> <div>Set Jack</div>	<div>STEP 7</div> <div></div> <div>Turn off Control Select</div>	<div>STEP 12</div> <div></div> <div>Hook up lights and safety chains (if equipped).</div>
<div>STEP 3</div> <div></div> <div>Fully retract and swing boom to align with tongue.</div>	<div>STEP 8</div> <div></div> <div>Push emergency stop to turn off.</div>	<div>STEP 13</div> <div></div> <div>Release Brake</div>
<div>STEP 4</div> <div></div> <div>Lower boom to boom rest.</div>	<div>STEP 9</div> <div></div> <div>Turn off engine fuel (if equipped)</div>	
<div>STEP 5</div> <div></div> <div>Fully raise outriggers.</div>	<div>STEP 10</div> <div></div> <div>Couple to tow vehicle.</div>	

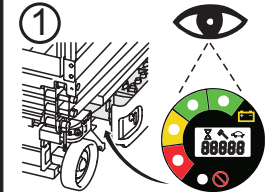
1706924A

FINISHING


1001094359
Troubleshooting ES



①



②




1001094359A

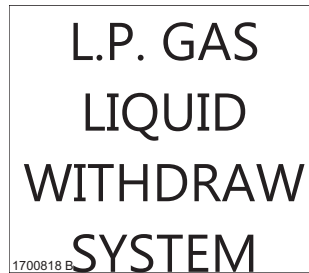
All original equipment manufacturer names, part numbers and part descriptions are used for reference or identification purposes only and are not intended to imply that any part listed is manufactured by those companies or that there is any affiliation with those companies. JLG, JLG GROUND SUPPORT, PARTSPLUS, SKYTRAK and LULL are registered trademarks of JLG Industries, Inc. GENIE and the color blue applied to certain parts of mobile elevating work platform structures are currently registered trademarks of Genie Industries, Inc. All other names/trademarks are the property of their respective owners and manufacturers.

THE WARRANTIES SET FORTH IN THIS SECTION ARE EXCLUSIVE AND IN LIEU OF ALL OTHER WARRANTIES WHETHER STATUROY, EXPRESSES OR IMPLIED, AND THE WARRANTIES OF MERCHANTABILITY AND FITNESS FOR A PARTICULAR PURPOSE AND ALL OTHER WARRANTIES ARISING FROM COURSE OF DEALING OR USAGE OF TRADE ARE HEREBY EXCLUDED. THE REMEDIES PROVIDED HERIN ARE CUSTOMER'S SOLE AND EXCLUSIVE REMEDIES FOR ANY FAILURE BY JLG TO COMPLY WITH ITS WARRANTY OBLIGATIONS. CORRECTION OF THE NONCONFORMATIES IN THE MANNER AND FOR THE PERIOD OF TIME PROVIDED HEREIN SHALL CONSTITUTE COMPLETE FULFILLMENT OF JLG'S OBLIGATIONS REGARDING DEFECTIVE PRODUCTS, WHETHER THE CLAIMS BY THE CUSTOMER ARE BASED IN CONTRACT, IN TORT (INCLUDING NEGLIGENCE) OR OTHERWISE.

1700584
Patent (BLK)



1700818
LP Gas (ENG)



1702276
Attach Safety Belt Here




1702612
Lanyard 7/8"(D-Ring)



1703175
Lanyard (GM,D-Rings)



1703464
AC Power



1703815
Attach Lanyard Here 3/4"



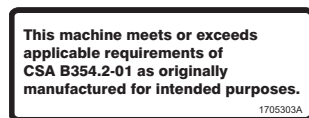
1704412
Oil Chart

	1704412
Mobil 424 PIN 2300014	
Mobil DTE 10 EXCEL 15 PIN 2300025	
Mobil DTE 10 EXCEL 32 PIN 2300019	
Mobil EAL 224H PIN 2300027	
Mobil EAL EnviroSyn H46 PIN 2300029	
Union Carbide Ucon Hydrolube HP-5046D PIN 2300021	
Fuchs Plentilube Polar 15S PIN 2300030	
EXXON UNIVIS HVI 26 PIN 2300039	
Mobil EAL EnviroSyn H32 PIN 2300042	
Quintolube 858-46 PIN 2300018	

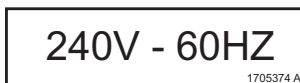
1705132
Control ADE



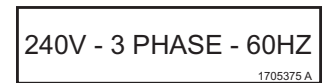
1705303
CSA



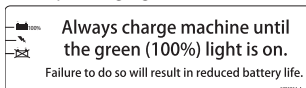
1705374
240V 60HZ



1705375
240V 3 Phase 60HZ



1705834
Battery Charging



1705850
Platform Color (Pro-Fit)



3251243
120V-60HZ



3251813
Built in the USA



All original equipment manufacturer names, part numbers and part descriptions are used for reference or identification purposes only and are not intended to imply that any part listed is manufactured by those companies or that there is any affiliation with those companies. JLG, JLG GROUND SUPPORT, PARTSPUR, SKYTRAK and LULL are registered trademarks of JLG Industries, Inc. GENIE and the color blue applied to certain parts of mobile elevating work platform structures are currently registered trademarks of Genie Industries, Inc. All other names/trademarks are the property of their respective owners and manufacturers.

THE WARRANTIES SET FORTH IN THIS SECTION ARE EXCLUSIVE AND IN LIEU OF ALL OTHER WARRANTIES WHETHER STATUROY, EXPRESSES OR IMPLIED, AND THE WARRANTIES OF MERCHANTABILITY AND FITNESS FOR A PARTICULAR PURPOSE AND ALL OTHER WARRANTIES ARISING FROM COURSE OF DEALING OR USAGE OF TRADE ARE HEREBY EXCLUDED. THE REMEDIES PROVIDED HEREIN ARE CUSTOMER'S SOLE AND EXCLUSIVE REMEDIES FOR ANY FAILURE BY JLG TO COMPLY WITH ITS WARRANTY OBLIGATIONS. CORRECTION OF THE NONCONFORMITIES IN THE MANNER AND FOR THE PERIOD OF TIME PROVIDED HEREIN SHALL CONSTITUTE COMPLETE FULFILLMENT OF JLG'S OBLIGATIONS REGARDING DEFECTIVE PRODUCTS, WHETHER THE CLAIMS BY THE CUSTOMER ARE BASED IN CONTRACT, IN TORT (INCLUDING NEGLIGENCE) OR OTHERWISE.

3252761
120V



All original equipment manufacturer names, part numbers and part descriptions are used for reference or identification purposes only and are not intended to imply that any part listed is manufactured by those companies or that there is any affiliation with those companies. JLG, JLG GROUND SUPPORT, PARTSPLUS, SKYTRAK and LULL are registered trademarks of JLG Industries, Inc. GENIE and the color blue applied to certain parts of mobile elevating work platform structures are currently registered trademarks of Genie Industries, Inc. All other names/trademarks are the property of their respective owners and manufacturers.

THE WARRANTIES SET FORTH IN THIS SECTION ARE EXCLUSIVE AND IN LIEU OF ALL OTHER WARRANTIES WHETHER STATUROY, EXPRESSES OR IMPLIED, AND THE WARRANTIES OF MERCHANTABILITY AND FITNESS FOR A PARTICULAR PURPOSE AND ALL OTHER WARRANTIES ARISING FROM COURSE OF DEALING OR USAGE OF TRADE ARE HEREBY EXCLUDED. THE REMEDIES PROVIDED HERIN ARE CUSTOMER'S SOLE AND EXCLUSIVE REMEDIES FOR ANY FAILURE BY JLG TO COMPLY WITH ITS WARRANTY OBLIGATIONS. CORRECTION OF THE NONCONFORMATIES IN THE MANNER AND FOR THE PERIOD OF TIME PROVIDED HEREIN SHALL CONSTITUTE COMPLETE FULFILLMENT OF JLG'S OBLIGATIONS REGARDING DEFECTIVE PRODUCTS, WHETHER THE CLAIMS BY THE CUSTOMER ARE BASED IN CONTRACT, IN TORT (INCLUDING NEGLIGENCE) OR OTHERWISE.

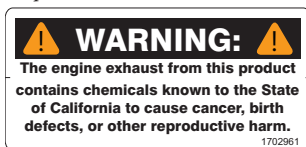
1701214
Outrigger (DOM/CSA)



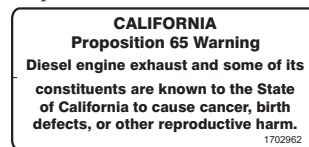
1702249
Gate



1702961
Prop 65/Gas



1702962
Prop 65/DSL



1703181
500lb Capacity



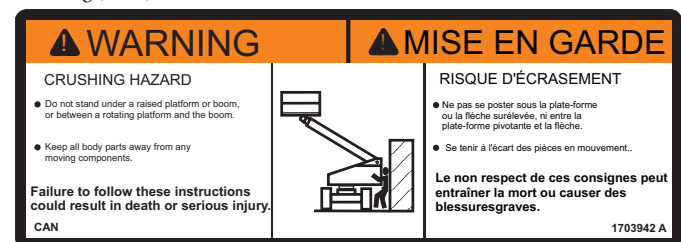
1703804
Crushing



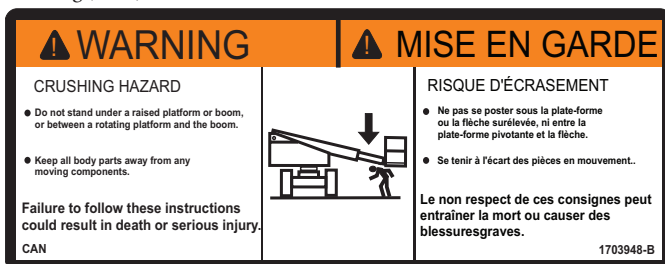
1703813
Battery Ventilation



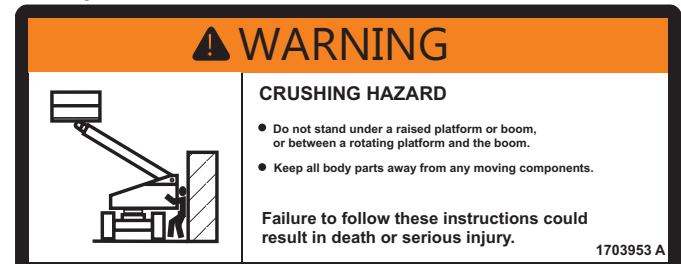
1703942
Crushing (CAN)



1703948
Crushing (CAN)



1703953
Crushing



All original equipment manufacturer names, part numbers and part descriptions are used for reference or identification purposes only and are not intended to imply that any part listed is manufactured by those companies or that there is any affiliation with those companies. JLG, JLG GROUND SUPPORT, PARTSPLUS, SKYTRAK and LULL are registered trademarks of JLG Industries, Inc. GENIE and the color blue applied to certain parts of mobile elevating work platform structures are currently registered trademarks of Genie Industries, Inc. All other names/trademarks are the property of their respective owners and manufacturers.

THE WARRANTIES SET FORTH IN THIS SECTION ARE EXCLUSIVE AND IN LIEU OF ALL OTHER WARRANTIES WHETHER STATUROY, EXPRESSES OR IMPLIED, AND THE WARRANTIES OF MERCHANTABILITY AND FITNESS FOR A PARTICULAR PURPOSE AND ALL OTHER WARRANTIES ARISING FROM COURSE OF DEALING OR USAGE OF TRADE ARE HEREBY EXCLUDED. THE REMEDIES PROVIDED HEREIN ARE CUSTOMER'S SOLE AND EXCLUSIVE REMEDIES FOR ANY FAILURE BY JLG TO COMPLY WITH ITS WARRANTY OBLIGATIONS. CORRECTION OF THE NONCONFORMITIES IN THE MANNER AND FOR THE PERIOD OF TIME PROVIDED HEREIN SHALL CONSTITUTE COMPLETE FULFILLMENT OF JLG'S OBLIGATIONS REGARDING DEFECTIVE PRODUCTS, WHETHER THE CLAIMS BY THE CUSTOMER ARE BASED IN CONTRACT, IN TORT (INCLUDING NEGLIGENCE) OR OTHERWISE.

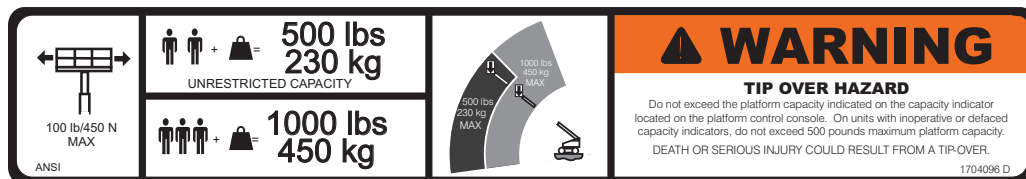
1703984

Foot Switch (CAN)



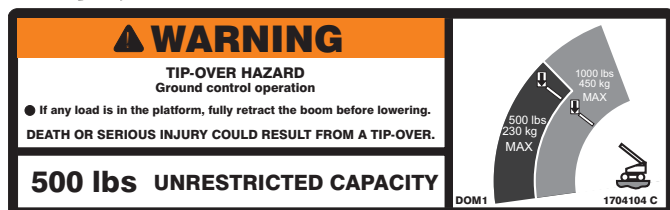
1704096

Dual Capacity (DOM)



1704104

Dual Capacity (DOM)



1704340

Battery Ventilation (CAN)



1704432

Crushing



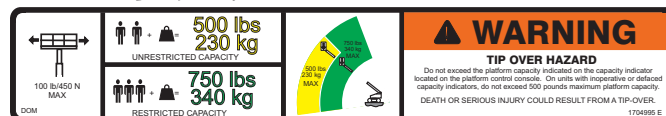
1704479

Battery



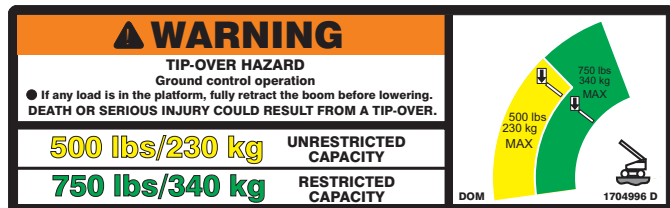
1704995

750lb/500lb Capacity (Platform)



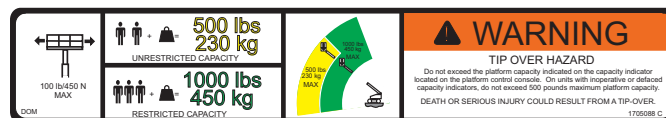
1704996

750lb/500lb Capacity (DOM)



1705088

Dual Capacity 500lb (DOM)

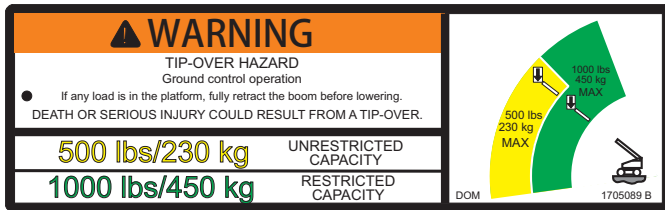


All original equipment manufacturer names, part numbers and part descriptions are used for reference or identification purposes only and are not intended to imply that any part listed is manufactured by those companies or that there is any affiliation with those companies. JLG, JLG GROUND SUPPORT, PARTSPLUS, SKYTRAK and LULL are registered trademarks of JLG Industries, Inc. GENIE and the color blue applied to certain parts of mobile elevating work platform structures are currently registered trademarks of Genie Industries, Inc. All other names/trademarks are the property of their respective owners and manufacturers.

THE WARRANTIES SET FORTH IN THIS SECTION ARE EXCLUSIVE AND IN LIEU OF ALL OTHER WARRANTIES WHETHER STATUROY, EXPRESSES OR IMPLIED, AND THE WARRANTIES OF MERCHANTABILITY AND FITNESS FOR A PARTICULAR PURPOSE AND ALL OTHER WARRANTIES ARISING FROM COURSE OF DEALING OR USAGE OF TRADE ARE HEREBY EXCLUDED. THE REMEDIES PROVIDED HEREIN ARE CUSTOMER'S SOLE AND EXCLUSIVE REMEDIES FOR ANY FAILURE BY JLG TO COMPLY WITH ITS WARRANTY OBLIGATIONS. CORRECTION OF THE NONCONFORMITIES IN THE MANNER AND FOR THE PERIOD OF TIME PROVIDED HEREIN SHALL CONSTITUTE COMPLETE FULFILLMENT OF JLG'S OBLIGATIONS REGARDING DEFECTIVE PRODUCTS, WHETHER THE CLAIMS BY THE CUSTOMER ARE BASED IN CONTRACT, IN TORT (INCLUDING NEGLIGENCE) OR OTHERWISE.

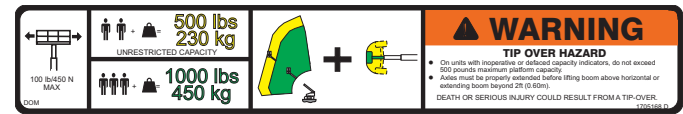
1705089

Dual Capacity 500lb (DOM) (MTB)




1705168

Platform Capacity 1200/1350



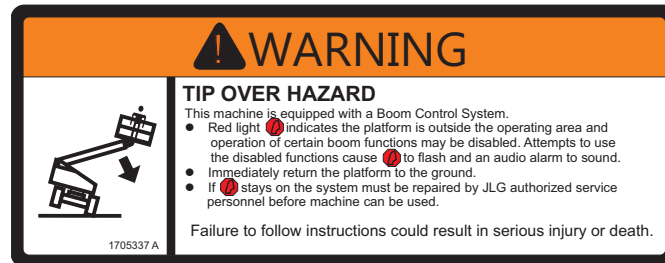
1705336

Inspection 1350SJP



1705337

Tip-Over (BCS) 1350SJP



1705387

Danger High Voltage



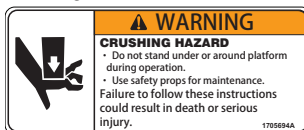
1705492

Tip-Over Platform



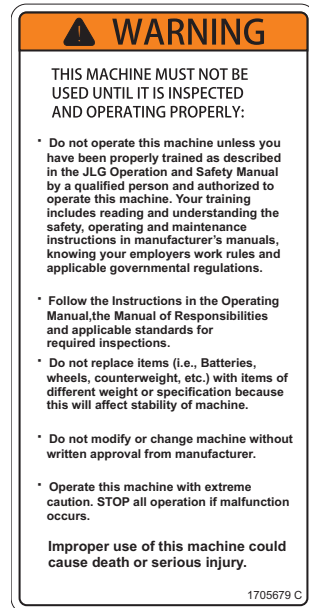
1705694

Crushing 1930ES



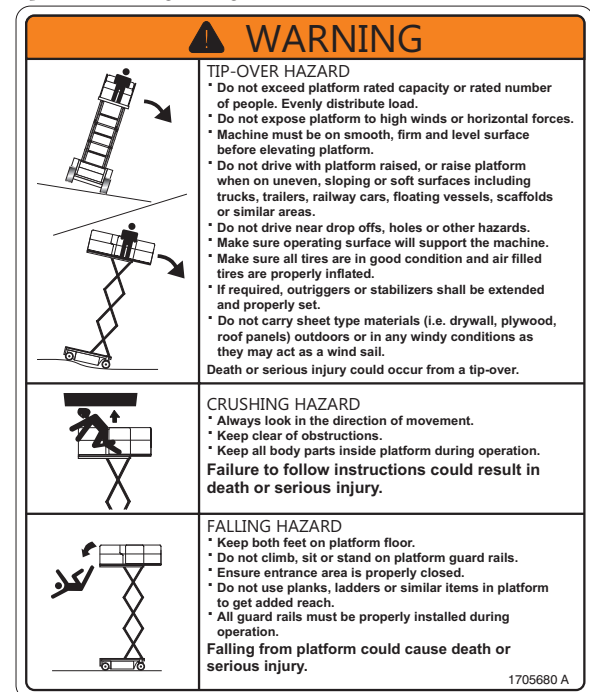
1705679

Inspection (Platform)



1705680

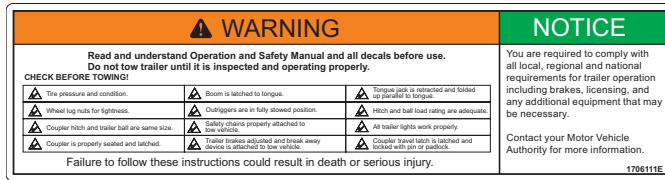
Tip-Over/Crushing/Falling



All original equipment manufacturer names, part numbers and part descriptions are used for reference or identification purposes only and are not intended to imply that any part listed is manufactured by those companies or that there is any affiliation with those companies. JLG, JLG GROUND SUPPORT, PARTSPLUS, SKYTRAK and LULL are registered trademarks of JLG Industries, Inc. GENIE and the color blue applied to certain parts of mobile elevating work platform structures are currently registered trademarks of Genie Industries, Inc. All other names/trademarks are the property of their respective owners and manufacturers.

THE WARRANTIES SET FORTH IN THIS SECTION ARE EXCLUSIVE AND IN LIEU OF ALL OTHER WARRANTIES WHETHER STATUROY, EXPRESSES OR IMPLIED, AND THE WARRANTIES OF MERCHANTABILITY AND FITNESS FOR A PARTICULAR PURPOSE AND ALL OTHER WARRANTIES ARISING FROM COURSE OF DEALING OR USAGE OF TRADE ARE HEREBY EXCLUDED. THE REMEDIES PROVIDED HEREIN ARE CUSTOMER'S SOLE AND EXCLUSIVE REMEDIES FOR ANY FAILURE BY JLG TO COMPLY WITH ITS WARRANTY OBLIGATIONS. CORRECTION OF THE NONCONFORMITIES IN THE MANNER AND FOR THE PERIOD OF TIME PROVIDED HEREIN SHALL CONSTITUTE COMPLETE FULFILLMENT OF JLG'S OBLIGATIONS REGARDING DEFECTIVE PRODUCTS, WHETHER THE CLAIMS BY THE CUSTOMER ARE BASED IN CONTRACT, IN TORT (INCLUDING NEGLIGENCE) OR OTHERWISE.

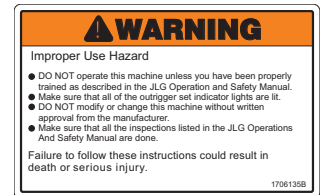
1706111
Machine Operation



1706112
Speed Limit



1706135
Inspection



1706296
Battery Warning Lull



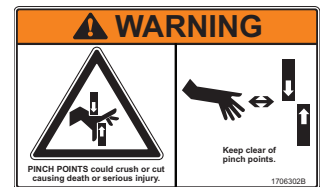
1706298
Carry Personnel



1706300
Ether Warning



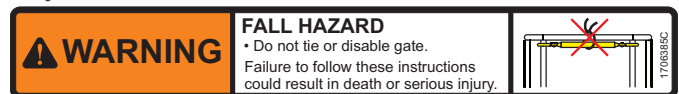
1706302
Pinch Point Boom Holes



1706306
Tip-Over Hazard



1706385
Drop Bar



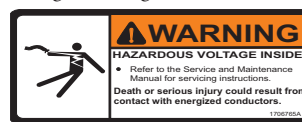
1706386
Fall Hazard



1706387
Crushing Platform



1706765
Voltage Warning



1706768
Vehicle Roll Away



All original equipment manufacturer names, part numbers and part descriptions are used for reference or identification purposes only and are not intended to imply that any part listed is manufactured by those companies or that there is any affiliation with those companies. JLG, JLG GROUND SUPPORT, PARTSPLUS, SKYTRAK and LULL are registered trademarks of JLG Industries, Inc. GENIE and the color blue applied to certain parts of mobile elevating work platform structures are currently registered trademarks of Genie Industries, Inc. All other names/trademarks are the property of their respective owners and manufacturers.

THE WARRANTIES SET FORTH IN THIS SECTION ARE EXCLUSIVE AND IN LIEU OF ALL OTHER WARRANTIES WHETHER STATUROY, EXPRESSES OR IMPLIED, AND THE WARRANTIES OF MERCHANTABILITY AND FITNESS FOR A PARTICULAR PURPOSE AND ALL OTHER WARRANTIES ARISING FROM COURSE OF DEALING OR USAGE OF TRADE ARE HEREBY EXCLUDED. THE REMEDIES PROVIDED HEREIN ARE CUSTOMER'S SOLE AND EXCLUSIVE REMEDIES FOR ANY FAILURE BY JLG TO COMPLY WITH ITS WARRANTY OBLIGATIONS. CORRECTION OF THE NONCONFORMITIES IN THE MANNER AND FOR THE PERIOD OF TIME PROVIDED HEREIN SHALL CONSTITUTE COMPLETE FULFILLMENT OF JLG'S OBLIGATIONS REGARDING DEFECTIVE PRODUCTS, WHETHER THE CLAIMS BY THE CUSTOMER ARE BASED IN CONTRACT, IN TORT (INCLUDING NEGLIGENCE) OR OTHERWISE.

1707015
Dual Capacity



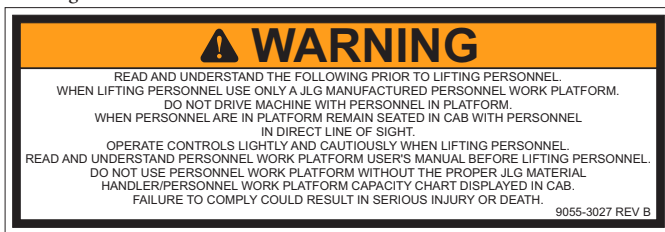
3252347
Footswitch



4110422
Swing Loads



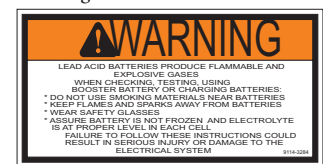
90553027
Warning Decal








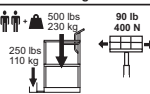
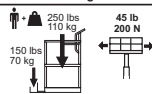
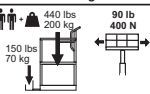
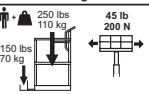
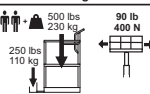
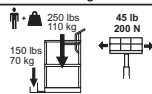
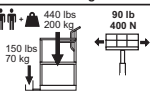
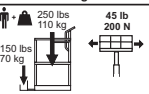
91143282
Warning Decal



91143284
Warning Decal



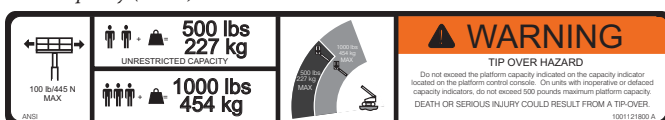
1001101420
Sky Glazier Capacity

<div></div> <div>WARNING</div>		<div>IMPORTANT</div>		<div>MAX</div>		<div></div>	
<div></div> <div>TIP-OVER HAZARD<ul style="list-style-type: none">Do not exceed platform/tray capacity.Refer to capacity decal on tray and SkyGLAZIER Operating Manual for capacity ratings.Observe all operating instructions and restrictions for use for this accessory.Failure to follow instructions could result in serious injury or death.</div>		<ul style="list-style-type: none">For use on JLG Boom Lift models with side entry platform only.Properly secure panel before moving platform.Remove tray when not in use.		<div></div> <div>32 ft 9.75 m</div> <div></div> <div>20mph 32 kph 9 m/s</div>			
<div>MODEL 400S, 600A, 600S, 800A, 800S, 1200SJ, 1350SJ, 1250AJ</div>				<div>MODEL 860SJ</div>			<div>MODEL 460SJ, 660SJ, 600AJ, 600SJ, 800AJ</div>
<div>1000 lb/450 kg Zone</div> <div></div>		<div>500 lb/230 kg Zone</div> <div></div>		<div>750 lb/340 kg Zone</div> <div></div>			<div>500 lb/230 kg Zone</div> <div></div>
<div>500 lb/230 kg Zone</div> <div></div>		<div>500 lb/230 kg Zone</div> <div></div>		<div>500 lb/230 kg Zone</div> <div></div>			<div>500 lb/230 kg Zone</div> <div></div>

1001121813
Dual Capacity (ANSI)



1001121800
Dual Capacity (DOM)




All original equipment manufacturer names, part numbers and part descriptions are used for reference or identification purposes only and are not intended to imply that any part listed is manufactured by those companies or that there is any affiliation with those companies. JLG, JLG GROUND SUPPORT, PARTSPLUS, SKYTRAK and LULL are registered trademarks of JLG Industries, Inc. GENIE and the color blue applied to certain parts of mobile elevating work platform structures are currently registered trademarks of Genie Industries, Inc. All other names/trademarks are the property of their respective owners and manufacturers.

THE WARRANTIES SET FORTH IN THIS SECTION ARE EXCLUSIVE AND IN LIEU OF ALL OTHER WARRANTIES WHETHER STATUROY, EXPRESSES OR IMPLIED, AND THE WARRANTIES OF MERCHANTABILITY AND FITNESS FOR A PARTICULAR PURPOSE AND ALL OTHER WARRANTIES ARISING FROM COURSE OF DEALING OR USAGE OF TRADE ARE HEREBY EXCLUDED. THE REMEDIES PROVIDED HEREIN ARE CUSTOMER'S SOLE AND EXCLUSIVE REMEDIES FOR ANY FAILURE BY JLG TO COMPLY WITH ITS WARRANTY OBLIGATIONS. CORRECTION OF THE NONCONFORMITIES IN THE MANNER AND FOR THE PERIOD OF TIME PROVIDED HEREIN SHALL CONSTITUTE COMPLETE FULFILLMENT OF JLG'S OBLIGATIONS REGARDING DEFECTIVE PRODUCTS, WHETHER THE CLAIMS BY THE CUSTOMER ARE BASED IN CONTRACT, IN TORT (INCLUDING NEGLIGENCE) OR OTHERWISE.

Maximum Capacity (DOM)



Dual Capacity



100 lb (45.4 N) MAX

UNRESTRICTED CAPACITY






500 lbs
227 kg

1000 lbs
454 kg

RESTRICTED CAPACITY

WARNING

Do not exceed the platform capacity indicated on the capacity indicator located on the platform control console. Units with repulsive or deflated capacity indicators, do not exceed 500 pounds maximum platform capacity. DEATH OR SERIOUS INJURY COULD RESULT FROM A TIP-OVER.

 100 1/4 I445 N MAX	 500 lbs 227 kg UNRESTRICTED CAPACITY	 100 1/4 I445 N MAX	<h2 style="text-align: center;">WARNING</h2> <p style="text-align: center;">TIP OVER HAZARD</p> <p>Do not exceed the platform capacity indicated on the capacity indicator located on the platform control console. On units with inoperative or defunct capacity indicators, do not exceed 500 pounds maximum platform capacity. DEATH OR SERIOUS INJURY COULD RESULT FROM A TIP-OVER.</p>
ANSI	 750 lbs 340 kg RESTRICTED CAPACITY	 100 1/4 I445 N MAX	1001122908.A


⚠ WARNING

TIP-OVER HAZARD

Ground control operation


● If any load is in the platform, fully retract the boom before lowering.

DEATH OR SERIOUS INJURY COULD RESULT FROM A TIP-OVER.



100 lb/445 N
MAX


ANSI



=

500 lbs
227 kg


UNRESTRICTED CAPACITY
















=

750 lbs
340 kg

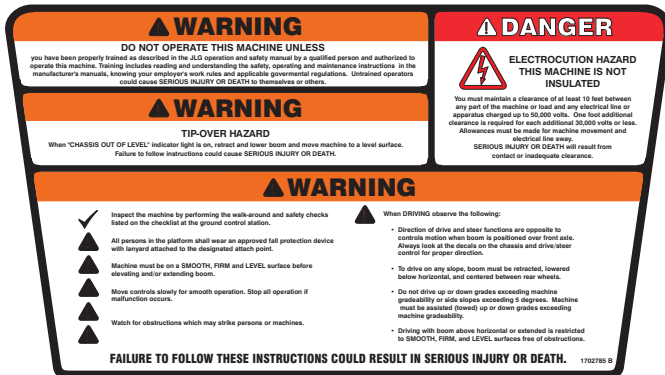
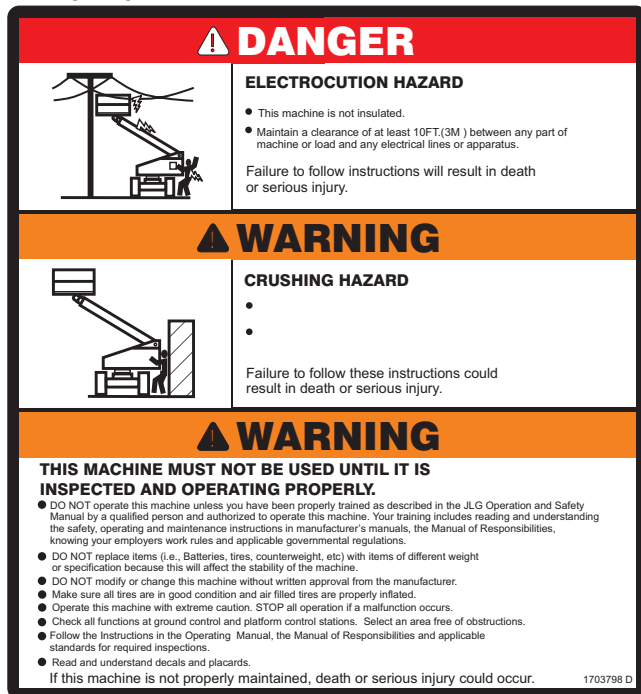
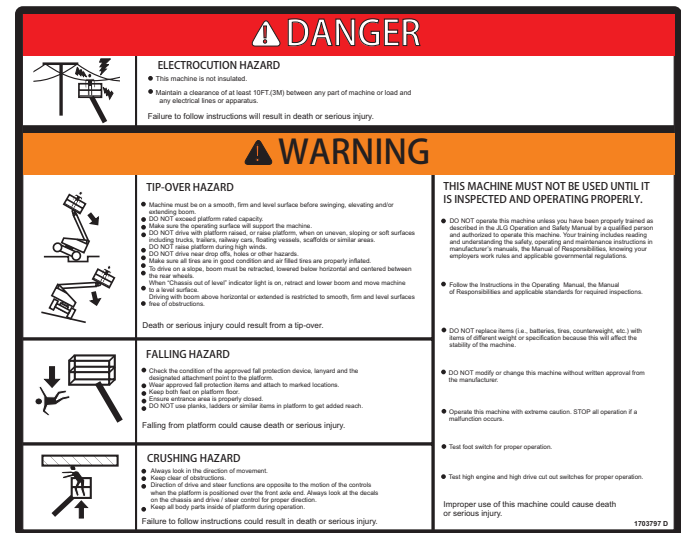
RESTRICTED CAPACITY



1001122516

 <h1>WARNING</h1>		<h1>IMPORTANT</h1>		<h1>MAX</h1>				
 <p>TIP-OVER HAZARD</p> <ul style="list-style-type: none"> Do not exceed platform/tray capacity. Refer to capacity decal on tray and SkyGLAZIER Operating Manual for capacity ratings. Observe all operating instructions and restrictions for use for this accessory. <p>Failure to follow instructions could result in serious injury or death.</p>		<ul style="list-style-type: none"> For use on JLG Boom Lift models with side entry platform only. Properly secure panel before moving platform. Remove tray when not in use. 		 <p>32 ft 3 ft</p>		 <p>20mph 32 kph 9 m/s</p>		
MODEL 400S,600A,600S,800A,800S,1200SJ,1350SJ,1250AJ,1500SJ				MODEL 860SJ		MODEL 460SJ,660SJ,600AJ,600SJ,C,800AJ		
MAX	1000 lb/454 kg Zone		500 lb/227 kg Zone		750 lb/340 kg Zone		500 lb/227 kg Zone	
	 <p>500 lbs 227 kg</p> <p>90 lb 40 N</p> <p>250 lbs 113 kg</p>		 <p>250 lbs 113 kg</p> <p>45 lb 20 N</p> <p>150 lbs 68 kg</p>		 <p>440 lbs 200 N</p> <p>90 lb 40 N</p> <p>150 lbs 68 kg</p>		 <p>250 lbs 113 kg</p> <p>45 lb 20 N</p> <p>150 lbs 68 kg</p>	
	 <p>250 lbs 113 kg</p>		 <p>150 lbs 68 kg</p> <p>45 lb 20 N</p>		 <p>150 lbs 68 kg</p> <p>90 lb 40 N</p>		 <p>150 lbs 68 kg</p> <p>45 lb 20 N</p>	

THE WARRANTIES SET FORTH IN THIS SECTION ARE EXCLUSIVE AND IN LIEU OF ALL OTHER WARRANTIES WHETHER STATUROY, EXPRESSES OR IMPLIED, AND THE WARRANTIES OF MERCHANTABILITY AND FITNESS FOR A PARTICULAR PURPOSE AND ALL OTHER WARRANTIES ARISING FROM COURSE OF DEALING OR USAGE OF TRADE ARE HEREBY EXCLUDED. THE REMEDIES PROVIDED HEREIN ARE CUSTOMER'S SOLE AND EXCLUSIVE REMEDIES FOR ANY FAILURE BY JLG TO COMPLY WITH ITS WARRANTY OBLIGATIONS. CORRECTION OF THE NONCONFORMITIES IN THE MANNER AND FOR THE PERIOD OF TIME PROVIDED HEREIN SHALL CONSTITUTE COMPLETE FULFILLMENT OF JLG'S OBLIGATIONS REGARDING DEFECTIVE PRODUCTS, WHETHER THE CLAIMS BY THE CUSTOMER ARE BASED IN CONTRACT, IN TORT (INCLUDING NEGLIGENCE) OR OTHERWISE.

1702785
Warning/Danger1703798
Warning/Danger MTB1703797
Warning/Danger Platform1703816
Warning/Danger

All original equipment manufacturer names, part numbers and part descriptions are used for reference or identification purposes only and are not intended to imply that any part listed is manufactured by those companies or that there is any affiliation with those companies. JLG, JLG GROUND SUPPORT, PARTSPLUS, SKYTRAK and LULL are registered trademarks of JLG Industries, Inc. GENIE and the color blue applied to certain parts of mobile elevating work platform structures are currently registered trademarks of Genie Industries, Inc. All other names/trademarks are the property of their respective owners and manufacturers.

THE WARRANTIES SET FORTH IN THIS SECTION ARE EXCLUSIVE AND IN LIEU OF ALL OTHER WARRANTIES WHETHER STATUROY, EXPRESSES OR IMPLIED, AND THE WARRANTIES OF MERCHANTABILITY AND FITNESS FOR A PARTICULAR PURPOSE AND ALL OTHER WARRANTIES ARISING FROM COURSE OF DEALING OR USAGE OF TRADE ARE HEREBY EXCLUDED. THE REMEDIES PROVIDED HEREIN ARE CUSTOMER'S SOLE AND EXCLUSIVE REMEDIES FOR ANY FAILURE BY JLG TO COMPLY WITH ITS WARRANTY OBLIGATIONS. CORRECTION OF THE NONCONFORMITIES IN THE MANNER AND FOR THE PERIOD OF TIME PROVIDED HEREIN SHALL CONSTITUTE COMPLETE FULFILLMENT OF JLG'S OBLIGATIONS REGARDING DEFECTIVE PRODUCTS, WHETHER THE CLAIMS BY THE CUSTOMER ARE BASED IN CONTRACT, IN TORT (INCLUDING NEGLIGENCE) OR OTHERWISE.

1703818 Crush Hazard

	<p>⚠ DANGER</p> <p>ELECTROCUTION HAZARD</p> <ul style="list-style-type: none"> This machine is not insulated. Maintain a clearance of at least 10FT.(3M) between any part of machine or load and any electrical lines or apparatus. <p>Failure to follow instructions will result in death or serious injury.</p>	<p>⚠ WARNING</p> <p>CRUSHING HAZARD</p> <ul style="list-style-type: none"> Do not stand under or around platform during operation. Use safety props for maintenance. <p>Failure to follow these instructions could result in death or serious injury.</p>
--	---	---

1703924 Warning (Platform) CAN

<p>⚠ DANGER</p> <p>ELECTROCUTION HAZARD</p> <ul style="list-style-type: none"> This machine is NOT insulated. Maintain a clearance of at least 10FT.(3M) between any part of machine or load and any electrical lines or apparatus. <p>Failure to follow instructions will result in death or serious injury.</p>	<p>⚠ DANGER</p> <p>RISQUE D'ELECTROCUTION</p> <ul style="list-style-type: none"> Cette machine N'EST PAS isolée. Gardez une distance d'un minimum de 10-12 pieds entre la machine et tout appareil ou ligne électrique. <p>Le non-respect de ces instructions peut entraîner des blessures graves, voire mortelles.</p>
<p>⚠ WARNING</p> <p>THIS MACHINE MUST NOT BE USED UNTIL IT IS INSPECTED AND OPERATING PROPERLY.</p> <ul style="list-style-type: none"> Do not operate this machine unless you have been properly trained as described in the JLG Operation and Safety Manual by a qualified person and authorized to operate this machine. Your training includes reading and understanding the safety, operating and maintenance instructions in manufacturer's manuals, knowing your employers work rules and applicable governmental regulations. Do not replace items (i.e., Batteries, tires, counterweight, etc.) with items of different weight or specification because this will affect the stability of the machine. Do not modify or change this machine without written approval from the manufacturer. Operate this machine with extreme caution. STOP all operation if a malfunction occurs. Read and understand decals and placards. Check all functions at ground control and platform control stations. Select an area free of obstructions. Follow the instructions in the Operating Manual, the Manual of Responsibilities and applicable standards for required inspections. Failure to follow these instructions could result in death or serious injury. 	
<p>TIP-OVER HAZARD</p> <ul style="list-style-type: none"> Do not operate this machine on uneven, sloping or soft surfaces including trucks, trailers, railway cars, floating vessels, scaffolds or similar areas. Do not drive with platform raised, or raise platform when on uneven, sloping or soft surfaces including trucks, trailers, railway cars, floating vessels, scaffolds or similar areas. Do not drive near drop offs, holes or other hazards. Make sure all tires are in good condition. Do not carry sheet type materials (i.e., drywall, plywood, roof panels) outdoors or in any windy conditions as they may act as a wind sail. <p>Death or serious injury could result from a tip-over.</p>	<p>MISE EN GARDE</p> <p>CETTE MACHINE NE PEUT ÊTRE UTILISÉE QU'ELLE A ÉTÉ INSPECTÉE ET JUGÉE EN BON ÉTAT DE FONCTIONNEMENT.</p> <ul style="list-style-type: none"> N'utilisez cette machine que si vous avez été correctement formé(e) par une personne compétente conformément aux exigences du manuel d'opération et de sécurité de la JLG Industries Inc. et si vous êtes autorisé(e) à opérer cette machine. Votre formation comprend la lecture et la compréhension des instructions de sécurité, d'exploitation et de maintenance contenues dans les manuels du fabricant, la connaissance des règles de travail de votre employeur et des règlements gouvernementaux applicables. N'échangez pas les pièces (piles, pneus, contrepoids, etc.) avec des pièces de poids ou de spécifications différents car cela affecterait la stabilité de la machine. N'apportez pas de modifications à cette machine sans l'approbation écrite du fabricant. Opérez cette machine avec une extrême prudence. Arrêtez toute opération en cas de panne. Lisez et comprenez les autocollants et les plaques. Vérifiez toutes les fonctions aux commandes au sol et à la plateforme. Sélectionnez une zone exempte d'obstacles. Suivez les instructions du Manuel d'exploitation, du Manuel des responsabilités et des normes applicables pour les inspections requises. Le non-respect de ces instructions pourrait entraîner la mort ou des blessures graves.

1704575 Warning/Danger MTB

	<p>⚠ DANGER</p> <p>ELECTROCUTION HAZARD</p> <ul style="list-style-type: none"> This machine is not insulated. Maintain a clearance of at least 10FT.(3M) between any part of machine or load and any electrical lines or apparatus. <p>Failure to follow instructions will result in death or serious injury.</p>
	<p>⚠ WARNING</p> <p>CRUSHING HAZARD</p> <ul style="list-style-type: none"> Personnel shall not position themselves or other objects UNDER boom and platform or BETWEEN boom and turntable or chassis. When operating from ground control station avoid being BETWEEN rotating superstructure and chassis or other immovable objects. <p>Failure to follow these instructions could result in death or serious injury.</p>
<p>⚠ WARNING</p> <p>THIS MACHINE MUST NOT BE USED UNTIL IT IS INSPECTED AND OPERATING PROPERLY.</p> <ul style="list-style-type: none"> DO NOT operate this machine unless you have been properly trained as described in the JLG Operation and Safety Manual by a qualified person and authorized to operate this machine. Your training includes reading and understanding the safety, operating and maintenance instructions in manufacturer's manuals, knowing your employers work rules and applicable governmental regulations. DO NOT replace items (i.e., Batteries, tires, counterweight, etc.) with items of different weight or specification because this will affect the stability of the machine. DO NOT modify or change this machine without written approval from the manufacturer. Make sure all tires are in good condition and air filled tires are properly inflated. Operate this machine with extreme caution. STOP all operation if a malfunction occurs. Check all functions at ground control and platform control stations. Select an area free of obstructions. Follow the instructions in the Operating Manual, the Manual of Responsibilities and applicable standards for required inspections. Read and understand decals and placards. <p>If this machine is not properly maintained, death or serious injury could occur.</p>	

1706676 1230ES Instructions/Warning

<p>⚠ WARNING</p> <p>THIS MACHINE MUST NOT BE USED UNTIL IT IS INSPECTED AND OPERATING PROPERLY.</p> <ul style="list-style-type: none"> Do not operate this machine unless you have been properly trained as described in the JLG Operation and Safety Manual by a qualified person and authorized to operate this machine. Your training includes reading and understanding the safety, operating and maintenance instructions in manufacturer's manuals, knowing your employers work rules and applicable governmental regulations. Follow the instructions in the Operating Manual the Manual of Responsibilities and applicable standards for required inspections. Do not replace items (i.e., Batteries, wheels, counterweight, etc.) with items of different weight or specification because this will affect stability of machine. Do not modify or change machine without written approval from manufacturer. Operate this machine with extreme caution. STOP all operation if malfunction occurs. <p>Improper use of this machine could cause death or serious injury.</p>	<p>FALLING HAZARD</p> <ul style="list-style-type: none"> Keep both feet on platform floor. Do not climb, sit or stand on platform guard rails. Ensure entrance area is properly closed. Do not use planks, ladders or similar items in platform to get added reach. All guard rails must be properly installed during operation. <p>Falling from platform could cause death or serious injury.</p>
<p>⚠ DANGER</p> <p>ELECTROCUTION HAZARD</p> <ul style="list-style-type: none"> This machine is not insulated. Maintain a clearance of at least 10 ft/3m between any part of machine or load and any electrical line or apparatus. <p>Failure to follow instructions will result in death or serious injury.</p>	<p>TIP-OVER HAZARD</p> <ul style="list-style-type: none"> Do not exceed platform rated capacity or rated number of people. Evenly distribute load. Do not expose platform to high winds or horizontal forces. Machine must be on smooth, firm and level surface before elevating platform. Do not drive with platform raised, or raise platform when on uneven, sloping or soft surfaces including trucks, trailers, railway cars, floating vessels, scaffolds or similar areas. Do not drive near drop offs, holes or other hazards. Make sure operating surface will support the machine. Make sure all tires are in good condition. Do not carry sheet type materials (i.e., drywall, plywood, roof panels) outdoors or in any windy conditions as they may act as a wind sail. <p>Death or serious injury could occur from a tip-over.</p>
<p>MAX:</p> <p>500 LBS 227 kg</p> <p>100 LBS 445 N</p>	<p>CRUSHING HAZARD</p> <ul style="list-style-type: none"> Always look in the direction of movement. Keep clear of obstructions. Keep all body parts inside the platform during operation. <p>Failure to follow instructions could result in death or serious injury.</p>

All original equipment manufacturer names, part numbers and part descriptions are used for reference or identification purposes only and are not intended to imply that any part listed is manufactured by those companies or that there is any affiliation with those companies. JLG, JLG GROUND SUPPORT, PARTSPLUS, SKYTRAK and LULL are registered trademarks of JLG Industries, Inc. GENIE and the color blue applied to certain parts of mobile elevating work platform structures are currently registered trademarks of Genie Industries, Inc. All other names/trademarks are the property of their respective owners and manufacturers.

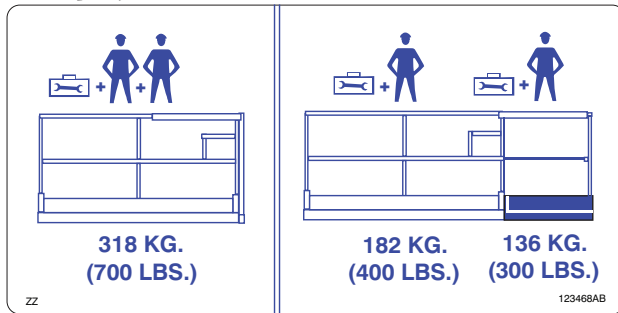
THE WARRANTIES SET FORTH IN THIS SECTION ARE EXCLUSIVE AND IN LIEU OF ALL OTHER WARRANTIES WHETHER STATUOY, EXPRESSES OR IMPLIED, AND THE WARRANTIES OF MERCHANTABILITY AND FITNESS FOR A PARTICULAR PURPOSE AND ALL OTHER WARRANTIES ARISING FROM COURSE OF DEALING OR USAGE OF TRADE ARE HEREBY EXCLUDED. THE REMEDIES PROVIDED HEREIN ARE CUSTOMER'S SOLE AND EXCLUSIVE REMEDIES FOR ANY FAILURE BY JLG TO COMPLY WITH ITS WARRANTY OBLIGATIONS. CORRECTION OF THE NONCONFORMITIES IN THE MANNER AND FOR THE PERIOD OF TIME PROVIDED HEREIN SHALL CONSTITUTE COMPLETE FULFILLMENT OF JLG'S OBLIGATIONS REGARDING DEFECTIVE PRODUCTS, WHETHER THE CLAIMS BY THE CUSTOMER ARE BASED IN CONTRACT, IN TORT (INCLUDING NEGLIGENCE) OR OTHERWISE.

Warning/Instruction (DOM)

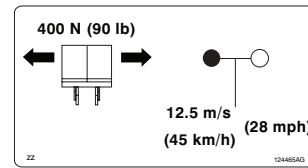
53

SKYJACK® CAPACITY DECALS

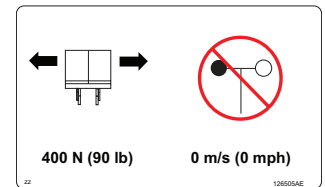
SJ123468
700lb Capacity



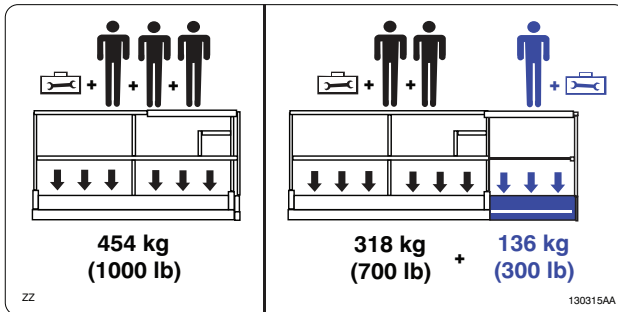
SJ124465
Side Force



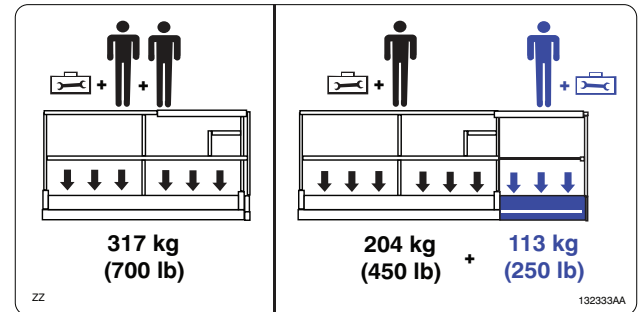
SJ126505
Side Force/No Wind



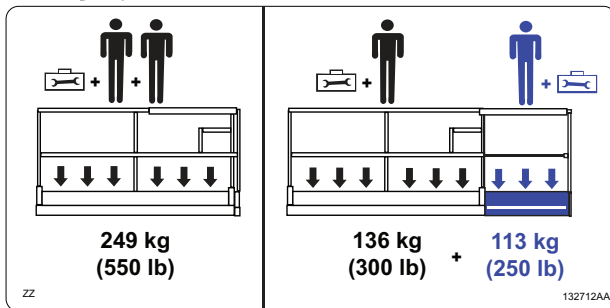
SJ130315
Platform Capacity



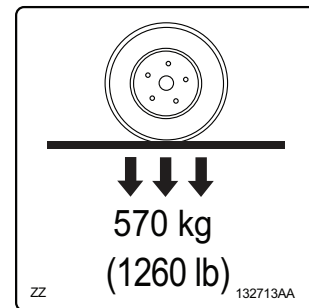
SJ132333
Platform Capacity



SJ132712
550lb Capacity



SJ132713
Wheel Load




All original equipment manufacturer names, part numbers and part descriptions are used for reference or identification purposes only and are not intended to imply that any part listed is manufactured by those companies or that there is any affiliation with those companies. JLG, JLG GROUND SUPPORT, PARTSPLUS, SKYTRAK and LULL are registered trademarks of JLG Industries, Inc. GENIE and the color blue applied to certain parts of mobile elevating work platform structures are currently registered trademarks of Genie Industries, Inc. All other names/trademarks are the property of their respective owners and manufacturers.

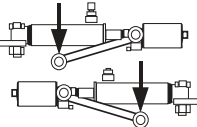
THE WARRANTIES SET FORTH IN THIS SECTION ARE EXCLUSIVE AND IN LIEU OF ALL OTHER WARRANTIES WHETHER STATUROY, EXPRESSES OR IMPLIED, AND THE WARRANTIES OF MERCHANTABILITY AND FITNESS FOR A PARTICULAR PURPOSE AND ALL OTHER WARRANTIES ARISING FROM COURSE OF DEALING OR USAGE OF TRADE ARE HEREBY EXCLUDED. THE REMEDIES PROVIDED HEREIN ARE CUSTOMER'S SOLE AND EXCLUSIVE REMEDIES FOR ANY FAILURE BY JLG TO COMPLY WITH ITS WARRANTY OBLIGATIONS. CORRECTION OF THE NONCONFORMITIES IN THE MANNER AND FOR THE PERIOD OF TIME PROVIDED HEREIN SHALL CONSTITUTE COMPLETE FULFILLMENT OF JLG'S OBLIGATIONS REGARDING DEFECTIVE PRODUCTS, WHETHER THE CLAIMS BY THE CUSTOMER ARE BASED IN CONTRACT, IN TORT (INCLUDING NEGLIGENCE) OR OTHERWISE.

SJ106515

Brake


CAUTION

INSTRUCTION FOR TOWING,
PUSHING OR WINCHING.
(REFER TO OWNERS MANUAL)



A 106515AC

1. BEFORE TOWING, PUSHING OR WINCHING. VEHICLE MUST BE ON LEVEL GROUND. READ AND UNDERSTAND ALL INSTRUCTIONS. (REFER TO OWNERS MANUAL).
2. BLOCK OR CHOCK WHEELS TO PREVENT MACHINE ROLLING.
3. TURN MAIN DISCONNECT TO "OFF" POSITION. CAUTION: DO NOT USE HYDRAULIC POWER WITH BRAKE DISENGAGED. BRAKE IS SPRING LOADED. ALWAYS USE CAUTION, KEEP HANDS CLEAR OF MECHANISM.
4. ROTATE LOCK-OUT BLOCK WITH 3/4 INCH WRENCH AS SHOWN. TO DISENGAGE BRAKE REMOVE WRENCH IMMEDIATELY. BRAKE WILL RESET AUTOMATICALLY WHEN VEHICLE IS PUT BACK IN SERVICE.
5. OPEN FREE WHEELING VALVE (IF SO EQUIPPED) BY TURNING CCW. BEFORE PUTTING VEHICLE BACK INTO SERVICE TURN CW TO CLOSE.

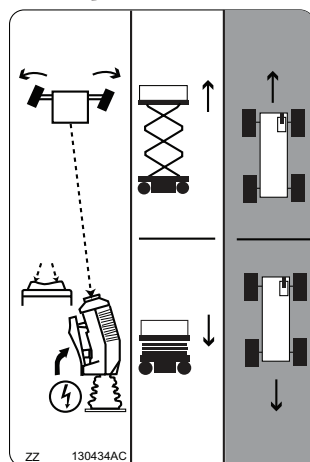
All original equipment manufacturer names, part numbers and part descriptions are used for reference or identification purposes only and are not intended to imply that any part listed is manufactured by those companies or that there is any affiliation with those companies. JLG, JLG GROUND SUPPORT, PARTSPLUS, SKYTRAK and LULL are registered trademarks of JLG Industries, Inc. GENIE and the color blue applied to certain parts of mobile elevating work platform structures are currently registered trademarks of Genie Industries, Inc. All other names/trademarks are the property of their respective owners and manufacturers.

THE WARRANTIES SET FORTH IN THIS SECTION ARE EXCLUSIVE AND IN LIEU OF ALL OTHER WARRANTIES WHETHER STATUROY, EXPRESSES OR IMPLIED, AND THE WARRANTIES OF MERCHANTABILITY AND FITNESS FOR A PARTICULAR PURPOSE AND ALL OTHER WARRANTIES ARISING FROM COURSE OF DEALING OR USAGE OF TRADE ARE HEREBY EXCLUDED. THE REMEDIES PROVIDED HERIN ARE CUSTOMER'S SOLE AND EXCLUSIVE REMEDIES FOR ANY FAILURE BY JLG TO COMPLY WITH ITS WARRANTY OBLIGATIONS. CORRECTION OF THE NONCONFORMITIES IN THE MANNER AND FOR THE PERIOD OF TIME PROVIDED HEREIN SHALL CONSTITUTE COMPLETE FULFILLMENT OF JLG'S OBLIGATIONS REGARDING DEFECTIVE PRODUCTS, WHETHER THE CLAIMS BY THE CUSTOMER ARE BASED IN CONTRACT, IN TORT (INCLUDING NEGLIGENCE) OR OTHERWISE.

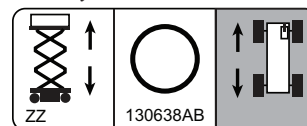
SJ111814
Emergency Stop



SJ130434
Control Up/Down



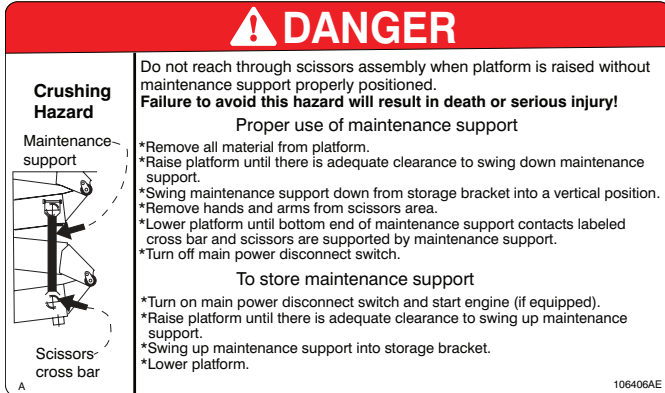
SJ130638
Drive/Lift



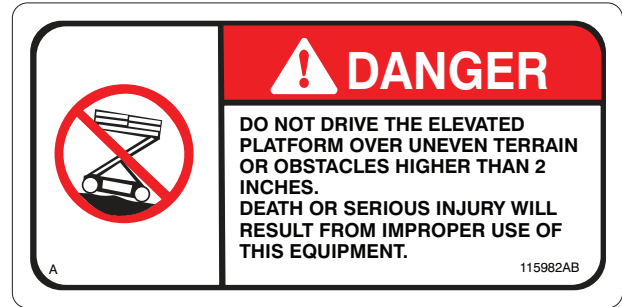
All original equipment manufacturer names, part numbers and part descriptions are used for reference or identification purposes only and are not intended to imply that any part listed is manufactured by those companies or that there is any affiliation with those companies. JLG, JLG GROUND SUPPORT, PARTSPLUS, SKYTRAK and LULL are registered trademarks of JLG Industries, Inc. GENIE and the color blue applied to certain parts of mobile elevating work platform structures are currently registered trademarks of Genie Industries, Inc. All other names/trademarks are the property of their respective owners and manufacturers.

THE WARRANTIES SET FORTH IN THIS SECTION ARE EXCLUSIVE AND IN LIEU OF ALL OTHER WARRANTIES WHETHER STATUROY, EXPRESSES OR IMPLIED, AND THE WARRANTIES OF MERCHANTABILITY AND FITNESS FOR A PARTICULAR PURPOSE AND ALL OTHER WARRANTIES ARISING FROM COURSE OF DEALING OR USAGE OF TRADE ARE HEREBY EXCLUDED. THE REMEDIES PROVIDED HERIN ARE CUSTOMER'S SOLE AND EXCLUSIVE REMEDIES FOR ANY FAILURE BY JLG TO COMPLY WITH ITS WARRANTY OBLIGATIONS. CORRECTION OF THE NONCONFORMITIES IN THE MANNER AND FOR THE PERIOD OF TIME PROVIDED HEREIN SHALL CONSTITUTE COMPLETE FULFILLMENT OF JLG'S OBLIGATIONS REGARDING DEFECTIVE PRODUCTS, WHETHER THE CLAIMS BY THE CUSTOMER ARE BASED IN CONTRACT, IN TORT (INCLUDING NEGLIGENCE) OR OTHERWISE.

SJ106406
Safety Bar



SJ115982
Drive Elevation




SJ119866
Pinch




All original equipment manufacturer names, part numbers and part descriptions are used for reference or identification purposes only and are not intended to imply that any part listed is manufactured by those companies or that there is any affiliation with those companies. JLG, JLG GROUND SUPPORT, PARTSPLUS, SKYTRAK and LULL are registered trademarks of JLG Industries, Inc. GENIE and the color blue applied to certain parts of mobile elevating work platform structures are currently registered trademarks of Genie Industries, Inc. All other names/trademarks are the property of their respective owners and manufacturers.

THE WARRANTIES SET FORTH IN THIS SECTION ARE EXCLUSIVE AND IN LIEU OF ALL OTHER WARRANTIES WHETHER STATUROY, EXPRESSES OR IMPLIED, AND THE WARRANTIES OF MERCHANTABILITY AND FITNESS FOR A PARTICULAR PURPOSE AND ALL OTHER WARRANTIES ARISING FROM COURSE OF DEALING OR USAGE OF TRADE ARE HEREBY EXCLUDED. THE REMEDIES PROVIDED HEREIN ARE CUSTOMER'S SOLE AND EXCLUSIVE REMEDIES FOR ANY FAILURE BY JLG TO COMPLY WITH ITS WARRANTY OBLIGATIONS. CORRECTION OF THE NONCONFORMITIES IN THE MANNER AND FOR THE PERIOD OF TIME PROVIDED HEREIN SHALL CONSTITUTE COMPLETE FULFILLMENT OF JLG'S OBLIGATIONS REGARDING DEFECTIVE PRODUCTS, WHETHER THE CLAIMS BY THE CUSTOMER ARE BASED IN CONTRACT, IN TORT (INCLUDING NEGLIGENCE) OR OTHERWISE.

SJ102894
Fork




SJ102896
Fork Lift Boot



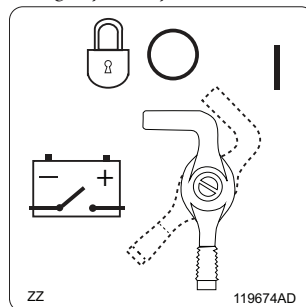
SJ105983
On/Off



SJ116577
Torque Hi/Low



SJ119674
Emergency Battery Disconnect




SJ123628
Operator's Manual



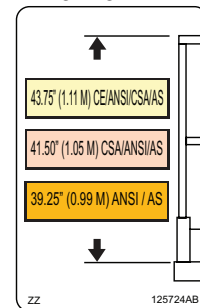
SJ124362
Do Not Wear



SJ124767
Lift Point/Tie Down



SJ125724
Railing Height



SJ126056
Falling Hazard



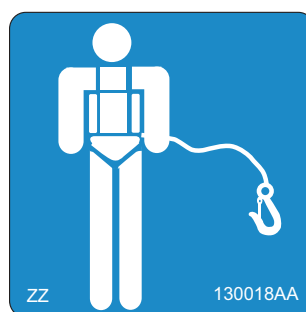
SJ129838
Keep



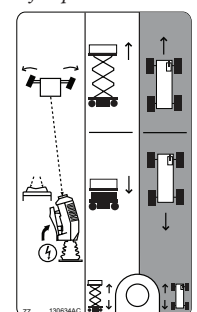
SJ129839
Clear



SJ130018
Harness Anchor



SJ130634
Lift Up/Down/Drive



All original equipment manufacturer names, part numbers and part descriptions are used for reference or identification purposes only and are not intended to imply that any part listed is manufactured by those companies or that there is any affiliation with those companies. JLG, JLG GROUND SUPPORT, PARTSPUR, SKYTRAK and LULL are registered trademarks of JLG Industries, Inc. GENIE and the color blue applied to certain parts of mobile elevating work platform structures are currently registered trademarks of Genie Industries, Inc. All other names/trademarks are the property of their respective owners and manufacturers.

THE WARRANTIES SET FORTH IN THIS SECTION ARE EXCLUSIVE AND IN LIEU OF ALL OTHER WARRANTIES WHETHER STATUTORY, EXPRESSED OR IMPLIED, AND THE WARRANTIES OF MERCHANTABILITY AND FITNESS FOR A PARTICULAR PURPOSE AND ALL OTHER WARRANTIES ARISING FROM COURSE OF DEALING OR USAGE OF TRADE ARE HEREBY EXCLUDED. THE REMEDIES PROVIDED HEREIN ARE CUSTOMER'S SOLE AND EXCLUSIVE REMEDIES FOR ANY FAILURE BY JLG TO COMPLY WITH ITS WARRANTY OBLIGATIONS. CORRECTION OF THE NONCONFORMITIES IN THE MANNER AND FOR THE PERIOD OF TIME PROVIDED HEREIN SHALL CONSTITUTE COMPLETE FULFILLMENT OF JLG'S OBLIGATIONS REGARDING DEFECTIVE PRODUCTS, WHETHER THE CLAIMS BY THE CUSTOMER ARE BASED IN CONTRACT, IN TORT (INCLUDING NEGLIGENCE) OR OTHERWISE.

SJ137988

Crush Hazard



All original equipment manufacturer names, part numbers and part descriptions are used for reference or identification purposes only and are not intended to imply that any part listed is manufactured by those companies or that there is any affiliation with those companies. JLG, JLG GROUND SUPPORT, PARTSPLUS, SKYTRAK and LULL are registered trademarks of JLG Industries, Inc. GENIE and the color blue applied to certain parts of mobile elevating work platform structures are currently registered trademarks of Genie Industries, Inc. All other names/trademarks are the property of their respective owners and manufacturers.

THE WARRANTIES SET FORTH IN THIS SECTION ARE EXCLUSIVE AND IN LIEU OF ALL OTHER WARRANTIES WHETHER STATUROY, EXPRESSES OR IMPLIED, AND THE WARRANTIES OF MERCHANTABILITY AND FITNESS FOR A PARTICULAR PURPOSE AND ALL OTHER WARRANTIES ARISING FROM COURSE OF DEALING OR USAGE OF TRADE ARE HEREBY EXCLUDED. THE REMEDIES PROVIDED HEREIN ARE CUSTOMER'S SOLE AND EXCLUSIVE REMEDIES FOR ANY FAILURE BY JLG TO COMPLY WITH ITS WARRANTY OBLIGATIONS. CORRECTION OF THE NONCONFORMITIES IN THE MANNER AND FOR THE PERIOD OF TIME PROVIDED HEREIN SHALL CONSTITUTE COMPLETE FULFILLMENT OF JLG'S OBLIGATIONS REGARDING DEFECTIVE PRODUCTS, WHETHER THE CLAIMS BY THE CUSTOMER ARE BASED IN CONTRACT, IN TORT (INCLUDING NEGLIGENCE) OR OTHERWISE.

SJ106691
Checklist

Operator's Checklist

Inspect and/or test the following daily or at the beginning of each shift:


- Operating and emergency controls.
- Safety devices.
- Personal protective devices.
- Tires and wheels.
- Outriggers (if equipped) and other structures.
- Air, hydraulic and fuel system(s) (if equipped) for leaks.
- Loose or missing parts.
- Cables and wiring harnesses.
- Labels, warnings and operating manual(s).
- Guardrail system.
- Engine oil level (if equipped).
- Battery fluid level.
- Hydraulic oil level.

A

106691AC

SJ109442
Emergency Lowering

EMERGENCY LOWERING PROCEDURE

- Turn main power disconnect switch to  off position.
- Locate holding valve manual override knob at the bottom of lower lift cylinder.
- To override valve, push and turn knurled knob counterclockwise.
- To override upper lift cylinder valve (if equipped), use access rod located on top of base, push and turn counterclockwise.
- Before lowering, confirm that all lift cylinder valves are in override position.
- To lower platform, locate emergency lowering pull valve on hydraulic tray and pull.
- Note: Before normal operation can be resumed, holding valve manual override knobs on lift cylinders must be pushed and turned clockwise to engage the holding valves.

A

109442AF

SJ110333
110V AC Outlet

**CONNECT PLATFORM
A.C. SUPPLY HERE**

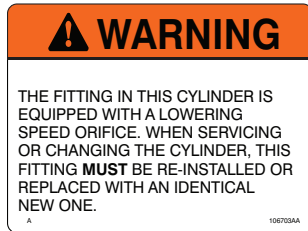
A

110333AB

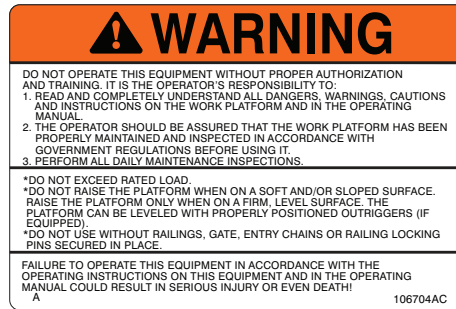
All original equipment manufacturer names, part numbers and part descriptions are used for reference or identification purposes only and are not intended to imply that any part listed is manufactured by those companies or that there is any affiliation with those companies. JLG, JLG GROUND SUPPORT, PARTSPLUS, SKYTRAK and LULL are registered trademarks of JLG Industries, Inc. GENIE and the color blue applied to certain parts of mobile elevating work platform structures are currently registered trademarks of Genie Industries, Inc. All other names/trademarks are the property of their respective owners and manufacturers.

THE WARRANTIES SET FORTH IN THIS SECTION ARE EXCLUSIVE AND IN LIEU OF ALL OTHER WARRANTIES WHETHER STATUROY, EXPRESSES OR IMPLIED, AND THE WARRANTIES OF MERCHANTABILITY AND FITNESS FOR A PARTICULAR PURPOSE AND ALL OTHER WARRANTIES ARISING FROM COURSE OF DEALING OR USAGE OF TRADE ARE HEREBY EXCLUDED. THE REMEDIES PROVIDED HERIN ARE CUSTOMER'S SOLE AND EXCLUSIVE REMEDIES FOR ANY FAILURE BY JLG TO COMPLY WITH ITS WARRANTY OBLIGATIONS. CORRECTION OF THE NONCONFORMATIES IN THE MANNER AND FOR THE PERIOD OF TIME PROVIDED HEREIN SHALL CONSTITUTE COMPLETE FULFILLMENT OF JLG'S OBLIGATIONS REGARDING DEFECTIVE PRODUCTS, WHETHER THE CLAIMS BY THE CUSTOMER ARE BASED IN CONTRACT, IN TORT (INCLUDING NEGLIGENCE) OR OTHERWISE.

SJ106703
Orifice



SJ106704
Description



SJ106705
Do Not Alter



SJ115531
Falling



All original equipment manufacturer names, part numbers and part descriptions are used for reference or identification purposes only and are not intended to imply that any part listed is manufactured by those companies or that there is any affiliation with those companies. JLG, JLG GROUND SUPPORT, PARTSPLUS, SKYTRAK and LULL are registered trademarks of JLG Industries, Inc. GENIE and the color blue applied to certain parts of mobile elevating work platform structures are currently registered trademarks of Genie Industries, Inc. All other names/trademarks are the property of their respective owners and manufacturers.

THE WARRANTIES SET FORTH IN THIS SECTION ARE EXCLUSIVE AND IN LIEU OF ALL OTHER WARRANTIES WHETHER STATUROY, EXPRESSES OR IMPLIED, AND THE WARRANTIES OF MERCHANTABILITY AND FITNESS FOR A PARTICULAR PURPOSE AND ALL OTHER WARRANTIES ARISING FROM COURSE OF DEALING OR USAGE OF TRADE ARE HEREBY EXCLUDED. THE REMEDIES PROVIDED HERIN ARE CUSTOMER'S SOLE AND EXCLUSIVE REMEDIES FOR ANY FAILURE BY JLG TO COMPLY WITH ITS WARRANTY OBLIGATIONS. CORRECTION OF THE NONCONFORMITIES IN THE MANNER AND FOR THE PERIOD OF TIME PROVIDED HEREIN SHALL CONSTITUTE COMPLETE FULFILLMENT OF JLG'S OBLIGATIONS REGARDING DEFECTIVE PRODUCTS, WHETHER THE CLAIMS BY THE CUSTOMER ARE BASED IN CONTRACT, IN TORT (INCLUDING NEGLIGENCE) OR OTHERWISE.

SN0073085
Platform Capacity 650



SN0090589
Platform Capacity 500

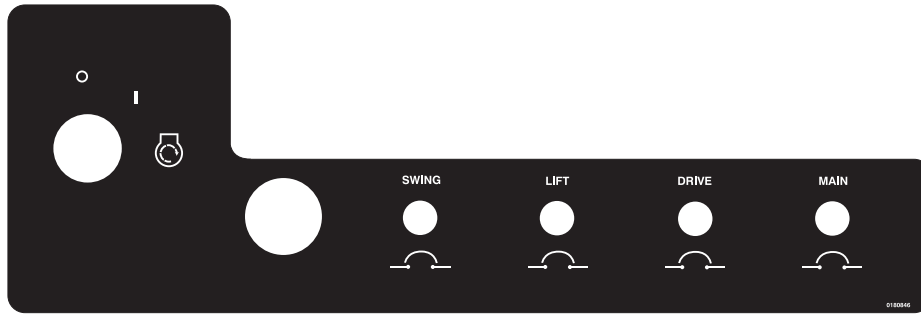


All original equipment manufacturer names, part numbers and part descriptions are used for reference or identification purposes only and are not intended to imply that any part listed is manufactured by those companies or that there is any affiliation with those companies. JLG, JLG GROUND SUPPORT, PARTSPLUS, SKYTRAK and LULL are registered trademarks of JLG Industries, Inc. GENIE and the color blue applied to certain parts of mobile elevating work platform structures are currently registered trademarks of Genie Industries, Inc. All other names/trademarks are the property of their respective owners and manufacturers.

THE WARRANTIES SET FORTH IN THIS SECTION ARE EXCLUSIVE AND IN LIEU OF ALL OTHER WARRANTIES WHETHER STATUROY, EXPRESSES OR IMPLIED, AND THE WARRANTIES OF MERCHANTABILITY AND FITNESS FOR A PARTICULAR PURPOSE AND ALL OTHER WARRANTIES ARISING FROM COURSE OF DEALING OR USAGE OF TRADE ARE HEREBY EXCLUDED. THE REMEDIES PROVIDED HERIN ARE CUSTOMER'S SOLE AND EXCLUSIVE REMEDIES FOR ANY FAILURE BY JLG TO COMPLY WITH ITS WARRANTY OBLIGATIONS. CORRECTION OF THE NONCONFORMATIES IN THE MANNER AND FOR THE PERIOD OF TIME PROVIDED HEREIN SHALL CONSTITUTE COMPLETE FULFILLMENT OF JLG'S OBLIGATIONS REGARDING DEFECTIVE PRODUCTS, WHETHER THE CLAIMS BY THE CUSTOMER ARE BASED IN CONTRACT, IN TORT (INCLUDING NEGLIGENCE) OR OTHERWISE.

SN0180846

Platform Control Box Front



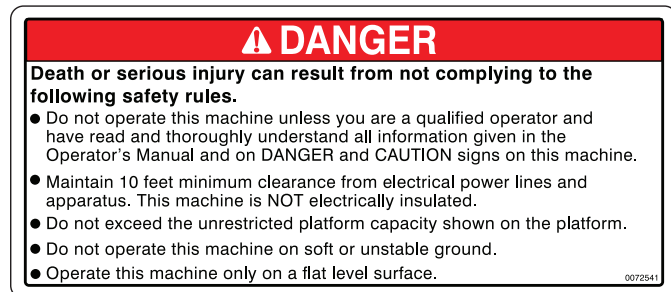
All original equipment manufacturer names, part numbers and part descriptions are used for reference or identification purposes only and are not intended to imply that any part listed is manufactured by those companies or that there is any affiliation with those companies. JLG, JLG GROUND SUPPORT, PARTSPLUS, SKYTRAK and LULL are registered trademarks of JLG Industries, Inc. GENIE and the color blue applied to certain parts of mobile elevating work platform structures are currently registered trademarks of Genie Industries, Inc. All other names/trademarks are the property of their respective owners and manufacturers.

THE WARRANTIES SET FORTH IN THIS SECTION ARE EXCLUSIVE AND IN LIEU OF ALL OTHER WARRANTIES WHETHER STATUROY, EXPRESSES OR IMPLIED, AND THE WARRANTIES OF MERCHANTABILITY AND FITNESS FOR A PARTICULAR PURPOSE AND ALL OTHER WARRANTIES ARISING FROM COURSE OF DEALING OR USAGE OF TRADE ARE HEREBY EXCLUDED. THE REMEDIES PROVIDED HERIN ARE CUSTOMER'S SOLE AND EXCLUSIVE REMEDIES FOR ANY FAILURE BY JLG TO COMPLY WITH ITS WARRANTY OBLIGATIONS. CORRECTION OF THE NONCONFORMITIES IN THE MANNER AND FOR THE PERIOD OF TIME PROVIDED HEREIN SHALL CONSTITUTE COMPLETE FULFILLMENT OF JLG'S OBLIGATIONS REGARDING DEFECTIVE PRODUCTS, WHETHER THE CLAIMS BY THE CUSTOMER ARE BASED IN CONTRACT, IN TORT (INCLUDING NEGLIGENCE) OR OTHERWISE.

SN0072530
Electric Hazard



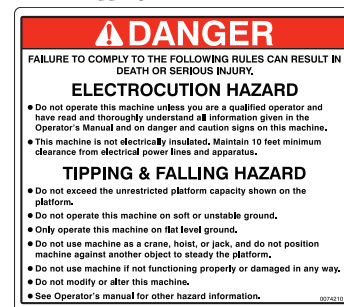
SN0072541
Do Not Operate



SN0073298
Foam/Solid Tires



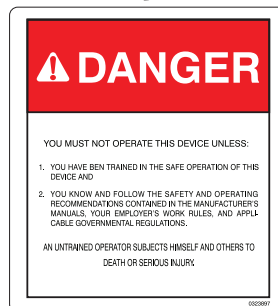
SN0074210
Electric/Tipping Hazard



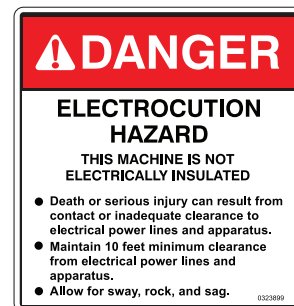
SN0323896
Electric Hazard



SN0323897
You Must Not Operate



SN0323899
Electric Hazard




SN190989
Do Not Reach




All original equipment manufacturer names, part numbers and part descriptions are used for reference or identification purposes only and are not intended to imply that any part listed is manufactured by those companies or that there is any affiliation with those companies. JLG, JLG GROUND SUPPORT, PARTSPLUS, SKYTRAK and LULL are registered trademarks of JLG Industries, Inc. GENIE and the color blue applied to certain parts of mobile elevating work platform structures are currently registered trademarks of Genie Industries, Inc. All other names/trademarks are the property of their respective owners and manufacturers.

THE WARRANTIES SET FORTH IN THIS SECTION ARE EXCLUSIVE AND IN LIEU OF ALL OTHER WARRANTIES WHETHER STATUTORY, EXPRESSED OR IMPLIED, AND THE WARRANTIES OF MERCHANTABILITY AND FITNESS FOR A PARTICULAR PURPOSE AND ALL OTHER WARRANTIES ARISING FROM COURSE OF DEALING OR USAGE OF TRADE ARE HEREBY EXCLUDED. THE REMEDIES PROVIDED HEREIN ARE CUSTOMER'S SOLE AND EXCLUSIVE REMEDIES FOR ANY FAILURE BY JLG TO COMPLY WITH ITS WARRANTY OBLIGATIONS. CORRECTION OF THE NONCONFORMITIES IN THE MANNER AND FOR THE PERIOD OF TIME PROVIDED HEREIN SHALL CONSTITUTE COMPLETE FULFILLMENT OF JLG'S OBLIGATIONS REGARDING DEFECTIVE PRODUCTS, WHETHER THE CLAIMS BY THE CUSTOMER ARE BASED IN CONTRACT, IN TORT (INCLUDING NEGLIGENCE) OR OTHERWISE.

SN0070540
Yellow Arrow



SN0070541
Blue Arrow



SN0071926
Diesel Fuel



SN0071927
Hydraulic Oil



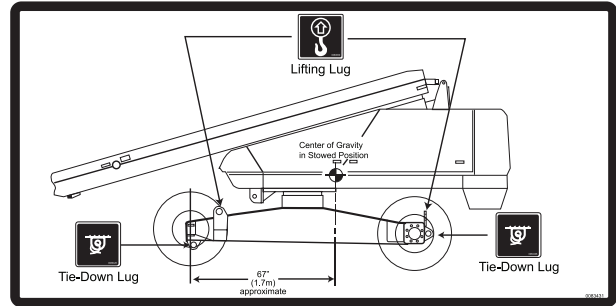
SN0080650
Lift



SN0083426
Tie Down Symbol



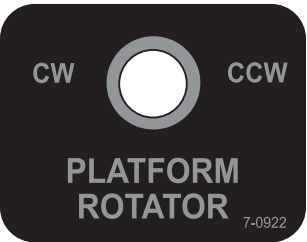
SN0083431
Lift/Tie Down Location TB60



All original equipment manufacturer names, part numbers and part descriptions are used for reference or identification purposes only and are not intended to imply that any part listed is manufactured by those companies or that there is any affiliation with those companies. JLG, JLG GROUND SUPPORT, PARTSPLUS, SKYTRAK and LULL are registered trademarks of JLG Industries, Inc. GENIE and the color blue applied to certain parts of mobile elevating work platform structures are currently registered trademarks of Genie Industries, Inc. All other names/trademarks are the property of their respective owners and manufacturers.

THE WARRANTIES SET FORTH IN THIS SECTION ARE EXCLUSIVE AND IN LIEU OF ALL OTHER WARRANTIES WHETHER STATUROY, EXPRESSES OR IMPLIED, AND THE WARRANTIES OF MERCHANTABILITY AND FITNESS FOR A PARTICULAR PURPOSE AND ALL OTHER WARRANTIES ARISING FROM COURSE OF DEALING OR USAGE OF TRADE ARE HEREBY EXCLUDED. THE REMEDIES PROVIDED HEREIN ARE CUSTOMER'S SOLE AND EXCLUSIVE REMEDIES FOR ANY FAILURE BY JLG TO COMPLY WITH ITS WARRANTY OBLIGATIONS. CORRECTION OF THE NONCONFORMITIES IN THE MANNER AND FOR THE PERIOD OF TIME PROVIDED HEREIN SHALL CONSTITUTE COMPLETE FULFILLMENT OF JLG'S OBLIGATIONS REGARDING DEFECTIVE PRODUCTS, WHETHER THE CLAIMS BY THE CUSTOMER ARE BASED IN CONTRACT, IN TORT (INCLUDING NEGLIGENCE) OR OTHERWISE.

SN0070922
Platform Rotator



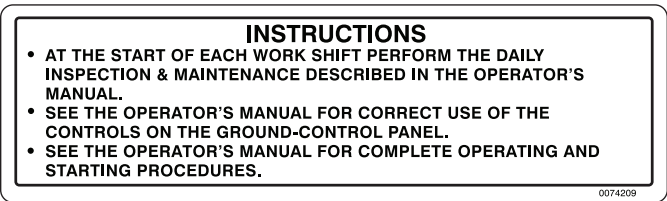
SN0073492
Rotate While Greasing



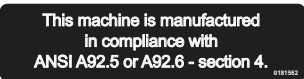
SN0073667
Inspect Wire Ropes



SN0074209
Pre-Start Instructions Booms



SN0181562
Machine Complies With ANSI



All original equipment manufacturer names, part numbers and part descriptions are used for reference or identification purposes only and are not intended to imply that any part listed is manufactured by those companies or that there is any affiliation with those companies. JLG, JLG GROUND SUPPORT, PARTSPLUS, SKYTRAK and LULL are registered trademarks of JLG Industries, Inc. GENIE and the color blue applied to certain parts of mobile elevating work platform structures are currently registered trademarks of Genie Industries, Inc. All other names/trademarks are the property of their respective owners and manufacturers.

THE WARRANTIES SET FORTH IN THIS SECTION ARE EXCLUSIVE AND IN LIEU OF ALL OTHER WARRANTIES WHETHER STATUROY, EXPRESSES OR IMPLIED, AND THE WARRANTIES OF MERCHANTABILITY AND FITNESS FOR A PARTICULAR PURPOSE AND ALL OTHER WARRANTIES ARISING FROM COURSE OF DEALING OR USAGE OF TRADE ARE HEREBY EXCLUDED. THE REMEDIES PROVIDED HERIN ARE CUSTOMER'S SOLE AND EXCLUSIVE REMEDIES FOR ANY FAILURE BY JLG TO COMPLY WITH ITS WARRANTY OBLIGATIONS. CORRECTION OF THE NONCONFORMITIES IN THE MANNER AND FOR THE PERIOD OF TIME PROVIDED HEREIN SHALL CONSTITUTE COMPLETE FULFILLMENT OF JLG'S OBLIGATIONS REGARDING DEFECTIVE PRODUCTS, WHETHER THE CLAIMS BY THE CUSTOMER ARE BASED IN CONTRACT, IN TORT (INCLUDING NEGLIGENCE) OR OTHERWISE.

Part Number	Description	Page Number
GN27204	Arrow Blue	6
GN27205	Arrow Yellow	6
GN27206	Triangle Blue	6
GN27207	Triangle Yellow	6
GN27867	Swivel Lock	6
GN28161	Warning, Crush Hazard Hand	8
GN28164	Notice, Hazardous Materials	9
GN28165	Instruction, Footswitch Oper	7
GN28171	Danger No Smoking	6
GN28174	Power to Platform	6
GN28175	Warning, Compartment Access	8
GN28176	Manual Not Here	9
GN28177	Warning, Crush Hazard	8
GN28236	Warning, Improper Operation	8
GN30080	Notice, Max Load 500lb	7
GN31060	Danger, Do Not Alter Switch	4
GN31508	Electric Hazard Plug	4
GN32932	Tip-Over Axles	4
GN33952	Danger, Tilt Alarm	4
GN40434	Lanyard Anchorage Point	6
GN43089	Instructions Operate, GCP	7
GN43091	Danger, General Safety	4
GN43093	Tire Specs	9
GN43617	Tip-Over Battery	4
GN43618	Direction Arrows	6
GN43619	Safety Arm	9
GN43647	Notice, Operate Instructions	9
GN43696	Danger, Electric Hazard GS	4
GN44255	Crushing Hazard	4
GN44737	Tip-Over Trays	4
GN44753	LED Readout	9
GN44980	Power To Charger 115V	6
GN46262	Danger, Battery Safety	4
GN52475	Label, Transport Tiedown	6
GN52494	Caution, Crush Hazard Rails	9
GN52865	Annual Inspection	8
GN65052	Fault Codes	9
GN72853	Danger, Improper Use Hazard	4

Part Number	Description	Page Number
GN72970	Charger Operation	7
GN82239	Latch	9
GN82366	Chevron Rando	9
GN82447	Auxiliary Lowering	9
GN82559	Instruction, Annual Inspect Req	7
GN82561	Danger, Use Safety Arm	5
GN82567	Ground Control Panel	9
GN82657	Battery Connect	7
GN97547	Danger, Electric Hazard	5
GN97887	Max Side Force ANSI	7
GN97890	General Safety Rules	5

Part Number	Description	Page Number
1700584	Patent (BLK)	43
1700818	LP Gas (ENG)	43
1701214	Warning, O/R (DOM/CSA)	45
1701499	No Tie Down/Lift	36
1701500	Lift Here	36
1701502	Hydraulic Oil Level (High)	36
1701504	Hydraulic Oil	36
1701505	Diesel	36
1701509	Manual	36
1701518	Crushing	36
1701529	Arrow	36
1701542	Gasoline	36
1701640	Manual	36
1701644	Battery Charger	36
1701645	500lb Max Capacity	10
1702153	Inspection (DOM)	40
1702155	Battery Disconnect	36
1702265	Manual Descent	40
1702276	Attach Safety Belt Here	43
1702294	No Hands	16
1702387	Platform Display	17
1702564	Stop	17
1702565	Drive Steer	17
1702566	Lift Swing	17
1702567	Function Speed	17
1702610	Ground Control Display	17
1702612	Lanyard (D-Ring)	43
1702676	Horn	17
1702688	500lb Capacity	10
1702784	Legend	17
1702785	Warning/Danger	51
1702861	JLG Lift 8"	33
1702868	No Hands	16
1702901	Manual Descent	41
1702908	Manual Descent	41
1702961	Warning, Prop 65/Gas	45
1702962	Warning, Prop 65/DSL	45
1702966	500lb Capacity	10

Part Number	Description	Page Number
1703072	No Forklift	36
1703078	Legend	18
1703084	Platform Display (CE)	18
1703162	Fan Blade	36
1703175	Lanyard (GM,D-Rings)	43
1703181	Warning, 500lb Capacity	45
1703398	Towing/Winch	41
1703464	AC Power	43
1703465	MTB	18
1703469	Max Tire Load	10
1703470	Max Tire Load	10
1703472	Max Tire Load	10
1703475	Max Tire Load	10
1703482	Max Tire Load	10
1703486	Max Tire Load	10
1703488	Max Tire Load	10
1703493	Max Wheel Load	10
1703678	Horn, Drive Speed, Level	18
1703681	JLG	33
1703687	Direction Arrow	36
1703689	Horn, Drive Speed, Level	18
1703694	Capacity	10
1703695	Legend	18
1703696	Gradeability	40
1703697	Safety Prop	36
1703698	Towing	41
1703706	Ground Control	18
1703797	Warning/Danger Platform	51
1703798	Warning/Danger MTB	51
1703804	Warning, Crushing	45
1703805	Danger, Electrocution	35
1703808	Legend, MTB	18
1703813	Warning, Battery Ventilation	45
1703814	Tie Down	37
1703815	Attach Lanyard Here	43
1703816	Warning/Danger	51
1703817	Fork Lift	37
1703818	Warning, Crush Hazard	52

Part Number	Description	Page Number
1703819	Direction Arrow	37
1703822	Manual Descent Instructions	37
1703823	Danger, Electrocuting Hazard	35
1703868	Capacity 1932E2	10
1703870	Wheel Load 1932E2	11
1703924	Warning, Platform (CAN)	52
1703936	Danger (CAN)	35
1703942	Warning, Crushing (CAN)	45
1703948	Warning, Crushing (CAN)	45
1703953	Warning, Crushing	45
1703960	Max Wheel Load	11
1703984	Warning, Foot Switch (CAN)	46
1703996	230kg/500lb Max Capacity	11
1704000	Caution No Hands (CAN)	16
1704016	Forklift Location	37
1704017	Brake Release Instructions	41
1704096	Warning, Dual Cap (DOM)	46
1704104	Warning, Dual Cap (DOM)	46
1704125	Air Lead	37
1704134	Tire Max	11
1704192	Stop	18
1704201	Capacity (ANSI)	11
1704239	Platform Display	19
1704240	Horn And Positrack	19
1704248	Battery Charger Instructions	40
1704252	Legend (MTB)	19
1704253	Legend (Platform)	19
1704260	EMS (Euro Requirement)	37
1704277	Lanyard Attachment	37
1704340	Warning, Battery Vent (CAN)	46
1704399	Wheel Load 1932E2	11
1704401	Wheel Load 2032E2 (CE)	11
1704403	Wheel Load 3246E2	11
1704412	Oil Chart	43
1704432	Warning, Crushing	46
1704445	Max Tire Load	11
1704446	Charging Instructions	40
1704460	Drive & Steer	19

Part Number	Description	Page Number
1704465	MTB 400S	19
1704479	Warning, Battery	46
1704480	Legend	20
1704484	Platform Display (DOM)	20
1704485	Platform Display	20
1704487	Platform Disp (DOM) (750lb)	20
1704502	Symbol Legend For Crawler	20
1704521	Gradeability	40
1704540	Storage Capacity	11
1704559	Max Tire Load	11
1704575	Warning/Danger MTB	52
1704707	Platform Display (DOM)	21
1704726	Lock Latch	37
1704752	Max Tire Load 7200lb	11
1704789	E450AJ	33
1704827	Max Tire Load 6200lb	11
1704828	Max Tire Load 8350lb	11
1704829	Max Tire Load 7200lb	12
1704903	Gradeability	40
1704952	Platform Display	21
1704993	Light Panel 750lb (DOM)	21
1704995	Warning, 750/500 Cap (Platf)	46
1704996	Warning, 750/500 Cap (DOM)	46
1704997	Stop	21
1705015	Legend	21
1705016	Manual Descent	37
1705020	Capacity (2250lb-1020kg)(EXT)	12
1705021	Capacity (1500lb-681kg)(EXT)	12
1705042	Max Load (Jacks)	12
1705059	Dual Cap 500lb (DOM) MTB	12
1705088	Warning, Dual Cap 500 (DOM)	46
1705089	Warning, Dual Cap 500 MTB	47
1705096	Lift Diagram (1200/1350)	37
1705132	Control ADE	43
1705167	26250 Max Tire Load	12
1705168	Warning, Platf Cap 1200/1350	47
1705170	Headlight	21
1705171	Jib Stow	21

Part Number	Description	Page Number
1705173	Platform Display (DOM)	21
1705174	Stop	22
1705175	Function Speed	22
1705178	Max Tire Load 25000lb	12
1705181	Dual Capacity 1200SJP	12
1705190	Legend (ENG)	22
1705212	Light Display (Ce)	22
1705303	CSA	43
1705309	Platform Legend 1350SJP	22
1705336	Warning, Inspection 1350SJP	47
1705337	Warning, Tip-Over (BCS) 1350SJP	47
1705351	Drive/Steer Instructions (DOM)	22
1705365	Load Management (BCS)	40
1705374	240V 60HZ	43
1705375	240V 3 Phase 60HZ	43
1705387	Warning, Danger High Voltage	47
1705429	Drive/Steer Instr (ENG/FR)	22
1705460	Sky Power	33
1705492	Warning, Tip-Over Platform	47
1705638	Capacity (500lb-230kg)	12
1705639	Capacity (800lb-363kg)	12
1705640	Capacity (1000lb-454kg)	13
1705641	Capacity (1000lb-454kg)	13
1705647	Tire Load (1365lb/620kg)	13
1705679	Warning, Inspection (Platform)	47
1705680	Warning, Tip-Over/Crush/Fall	47
1705681	Electrocution	35
1705686	Legend (1930ES)	22
1705692	Control Box Location	38
1705693	Safety Prop	38
1705694	Warning, Crushing 1930ES	47
1705695	Electrocution 1930ES	35
1705699	MTB 500lb Capacity (1930)	13
1705744	Horn	23
1705745	Function Speed	23
1705753	MTB CE (800A)	23
1705754	JLG 3.5"	33
1705781	JLG Logo 2.75"	33

Part Number	Description	Page Number
1705828	Footswitch (CE)	38
1705834	Battery Charging	43
1705850	Platform Color (Pro-Fit)	43
1705864	JLG 12"	33
1705880	Cap (500lb/227kg/800lb/363kg)	13
1705911	Nameplate/Load	23
1705912	Platform Box	23
1705913	Platform Display	24
1705914	Platform Box	24
1705941	Cap (500lb/227kg/800lb/360kg)	13
1705947	Platform Display	24
1705948	Platform Box	24
1705950	Platform Box	24
1705973	Platform Display 1250AJ	24
1705978	230Kg Capacity	14
1706100	Gooseneck 10	38
1706106	Capacity MTB T350	14
1706107	Capacity Platform T350	14
1706108	Legend Platform T350	24
1706111	Warning, Machine Operation	48
1706112	Warning, Speed Limit	48
1706126	Max Tire Load	14
1706128	Danger, Electrocution	35
1706135	Warning, Inspection	48
1706170	Gooseneck 6	38
1706263	Brake Set	38
1706296	Battery Warning Lull	48
1706298	Warning, Carry Personnel	48
1706300	Ether Warning	48
1706302	Warning, Pinch Point Boom	48
1706306	Warning, Tip-Over Hazard	48
1706310	Tire Load (1835lb/832Kg)	14
1706311	Tire Load (2070lb/939Kg)	14
1706350	Cover	38
1706385	Warning, Drop Bar	48
1706386	Warning, Fall Hazard	48
1706387	Warning, Crushing Platform	48
1706667	1230ES	33

Part Number	Description	Page Number
1706670	1230ES Manual Descent	38
1706671	1230ES Wheel Load	14
1706676	1230ES Instructions/Warning	52
1706708	Legend (Platform)	25
1706709	Legend (MTB)	25
1706712	Display Panel (MTB)	25
1706741	Boom Control Select	38
1706751	Legend	25
1706765	Voltage Warning	48
1706768	Warning, Vehicle Roll Away	48
1706832	1230ES Electrocutation	35
1706890	Getting Started	41
1706897	Quick Reference	41
1706914	MTB	26
1706924	Finishing	42
1706926	User Flash Codes	26
1706931	Legend	26
1706941	Legend MTB	26
1706942	Max Tire Load	14
1706946	MTB	27
1706950	Legend MTB	27
1707013	500 lb Max Capacity 600SJ	14
1707014	Warning, Dual Capacity	14
1707015	Warning, Dual Capacity	49
1707055	500Lb Cap (ENG/FRE/CAN)	14
1707110	Legend Platform	27
1707111	Platform Display (DOM)	28
1707113	Platform Display (EURO)	28
3251102	Generator	38
3251243	120V-60Hz	43
3251813	Built In The USA	43
3252347	Warning, Footswitch	49
3252369	Warning/Danger	53
3252542	Controller Lid	28
3252598	Model Tag 1932E2	34
3252602	Box Lid W/ Tilt & BD	28
3252620	Controller Box Lid	28
3252672	Lift Diagram 400 (DOM)	40

Part Number	Description	Page Number
3252689	Capacity	15
3252694	Capacity (800lb-365kg)	15
3252751	Capacity (EXT Deck)C/D/L/B/J	15
3252752	Capacity (EXT Deck)C/D/L/B/J	15
3252761	120V	44
3252768	Lift Diagram 450A (DOM)	38
3252781	Lift Diagram 800S (DOM)	38
4100181	Hydraulic Oil	38
4105262	Boom Angle Indicator	15
4107462	Side Console	28
4108302	Hydraulic Oil Level	38
4110188	Overlay LH	29
4110226	Lift Point/Tie Down	39
4110422	Warning, Swing Loads	49
90553027	Warning Decal	49
91143282	Warning Decal	49
91143284	Warning Decal	49
1001102601	MTB 600S	29
1001107849	Platform Display	29
1001107850	Platform Display	29
1001107851	Platform Display	30
1001107926	Platform Display	30
1001107952	Platform Display (CE)	30
1001107954	Platform Display 800S	30
1001108494	Legend (Platform) 600SC	31
1001121803	Max Capacity 500lb/227kg	15
1001121813	Warning, Dual Capacity (ANSI)	49
1001122507	Warning, Dual Capacity (ANSI)	50
1001122516	Warning, Dual Capacity (ANSI)	50
1001126742	Warning, Sky Glazier Capacity	50
1001091272	Icon (DOM)	29
1001092071	No Pipe Racks Allowed	40
1001094359	Troubleshooting ES	42
1001101420	Warning, Sky Glazier Capacity	49
1001107527	Stop	29
1001107853	Platform Display	30
1001107927	Platform Display	30
1001107953	Platform Display (860SJ)	30

Part Number	Description	Page Number
1001108492	Legend (Platform) 400S	31
1001108493	Legend (Platf) 450A/450AJ/510AJ/600A/600S	31
1001108495	Legend (Platf) 740AJ/800A/800AJ	31
1001108496	Legend (Platform) 800S	32
1001110226	Light Display	32
1001117185	Warning/Instruction (DOM)	53
1001121657	Platform Display (CE)	32
1001121800	Warning, Dual Capacity (DOM)	49
1001121801	Max Capacity 500lb/227kg	15
1001121814	Warning, Maximum Cap (DOM)	50
1001122369	Warning, Dual Capacity	50
1001122384	Light Panel (Platform)	32
1001122508	Warning, Dual Capacity	50
1001131168	Stop & Auxillary Power	32
1001132175	Stop & Generator	32

Part Number	Description	Page Number
SJ102894	Caution, Fork	58
SJ102896	Fork Lift Boot	58
SJ105983	On/Off	58
SJ106406	Danger, Safety Bar	57
SJ106515	Caution, Brake	55
SJ106691	Checklist	60
SJ106703	Warning, Orifice	61
SJ106704	Warning, Description	61
SJ106705	Warning, Do Not Alter	61
SJ109442	Emergency Lowering	60
SJ110333	110v AC Outlet	60
SJ111814	Emergency Stop	56
SJ115531	Warning, Falling	61
SJ115982	Danger, Drive Elevation	57
SJ116577	Torque Hi/Low	58
SJ119674	Emergency Battery Disconnect	58
SJ119866	Danger, Pinch	57
SJ123468	700 lb Capacity	54
SJ123628	Operator's Manual	58
SJ124362	Warning, Do Not Wear	58
SJ124465	Side Force	54
SJ124767	Lift Point/Tie Down	58
SJ125724	Railing Height	58
SJ126056	Falling Hazard Decal	58
SJ126505	Side Force/No Wind	54
SJ129838	KEEP	58
SJ129839	CLEAR	58
SJ130018	Harness Anchor	58
SJ130315	Platform Capacity	54
SJ130434	Control Up/Down	56
SJ130634	Lift Up/Down/Drive	58
SJ130638	Drive/Lift	56
SJ132333	Platform Capacity	54
SJ132713	Wheel Load	54
SJ137988	Crush Hazard	59

Part Number	Description	Page Number
SN0070540	Yellow Arrow	65
SN0070541	Blue Arrow	65
SN0071926	Diesel Fuel	65
SN0071927	Hydraulic Oil	65
SN0072530	Danger, Electric Hazard	64
SN0072541	Danger Do Not Operate	64
SN0073085	Platform Capacity 650	62
SN0073298	Danger, Foam/Solid Tires	64
SN0073492	Rotate While Greasing	66
SN0073667	Inspect Wire Ropes	66
SN0074210	Danger, Electric/Tipping Hazard	64
SN0080650	Lift	65
SN0083426	Tie Down Symbol	65
SN0083431	Lift/Tie Down Location TB60	65
SN0090589	Platform Capacity 500	62
SN0180846	Platform Control Box, Front	63
SN0181562	Machine Complies With ANSI	66
SN0323896	Danger, Electric Hazard	64
SN0323897	Danger, You Must Not Operate	64
SN0323899	Danger, Electric Hazard	64
SN190989	Danger, Do Not Reach	64
SN0070922	Platform Rotator	66

JLG Industries, Inc.
1 JLG Drive
McConnellsburg, PA 17233-9533
Telephone 717-485-5161
Toll-free in US 877-JLG-LIFT
Fax 717-485-6417
www.jlg.com
An Oshkosh Corporation Company

Form No.: CMP-DECAL-1112
Part No.: 401004
R012813
Printed in USA

