


Prismaflex®

Spare Parts Catalogue 2012-11



This page has been left blank intentionally

Contents

Preface iii

Chapter 1 - Exterior, front 1

Air Bubble Detector "ABD"	5
Air Bubble Detector Door	5
Blood Leak Detector "BLD"	8
Blood Pump Rotor	4
Bottom Cabinet	3
De-aeration Chamber holder	4
Dialysate Scale	2
Discharger Clip	8
Effluent Scale	2
Heparin Pump Carrier 10-50ml	6
Led Board	5
Led Cover	5
Left Hook	4
O-ring 2-008 Nitrile	8
O-ring 2-011	3
O-ring 2-029	5
Pre Blood Pump Scale	2
Replacement Scale	2
Right Hook	4
Scale Carrying Bar	2
Scale Tube Clips	3
Scale Warning Label	3
Seals Pressure Pod	8
Slave Pump Rotors	4
Syringe Clip 10ml	6
Syringe Clip 20ml	6
Syringe Clip 30ml	6
Syringe Clip 50ml	7
Syringe Clip 50ml - B.B. Perfusor	7
Syringe Clip Holder 10-50ml	6
Tube Clip Kit	3

Chapter 2 - Exterior, back 9

Back Pocket	10
Cord Holder	10
Mains Cable Support	10
Potential Equalization Conductor kit	10
Pump Crank	10

Chapter 3 - Interior, front 11

Access Pod Assy.	12
ARPS Board	18
ARPS Pump Assy	17
ARPS Tube Assembly	13
Backup Battery, 24V	17
Barcode Protection	13
Barcode Reader	13
Battery, 12V	17
Blood Pump Assy.	15
CD-ROM Player	13
CF Upgrade Kit	15
Clamp Dampers Kit	20
Discharger Board - CF Class	15
Display	18
Effluent Pod Assy.	12
Filter, 130 Micron	17
Filter Pod Assy.	12
Hall Sensor Container, Blood Pump	15
Hall Sensor Container, Slave P umps	19
Hand Grip	20
Heparin Fixing Block	16
Knurled Knob	20
Loader	14
Loader Board	14
Loader Stepper Motor	14
LVDS-RX Board 3V3	18
LVDS-TX Board 3V3	18
Main Switch	16
Micro Switch	14
O-ring, Pump Shaft	19
Pinch Valve	20
Pod No 5 Assy.	12
Pressure Transducer ARPS	18
Retaining Ring WA 12X22X4	19
Return Clamp Assy.	19
Return Pressure Port	13
Return Pressure Port Assy.	12
Scraper Ring	14
Slave Pump Stepper Motor	19
Speaker and Fan Assembly	16
Stepper Motor ARPS	17
Syringe Pump	16
Touch Screen Controller	15

Chapter 4 -

Interior, door 21

Battery Backup Kit	25
Carrier Board	22
Compact Flash for SW 4.00 and above	23
CPU Battery	23
CPU Battery Kit 3V BR1632	23
DC Timer	26
Door Latch	23
Ethernet Board	24
Isolated RS232 Board	24
Log Book	25
Memory Card Board	24
PC104 Board PCM 9375	22
PC Upgrade Kit	22
PIB Board	24
Power Supervision Board Kit	25
Power Supply	25
Power Supply Battery Backup, 24V	25
Protective Board	24
Remote Alarm Board	26
SODIMM Ram Memory 256MB	22
SODIMM Ram Memory 512MB	22

Chapter 5 -

Base 27

Antistatic Twin Wheels	28
Brake Foot	28
Brake Pedal	28
Pneumatic Spring	28

Chapter 6 -

Cables 29

Cables Kit	31
I ² C Cables Kit	31
LVDS cable for PC-104 Board 9375	30
LVDS cable for TX board	30
LVDS Cable New PC Board Old Display	30
LVDS RX TX Wire	30
Pinch Valves Flat Cable Ferrite Kit	32
Potential Equalization Conductor	32
Power Cord, Brazil	33
Power Cord, EU, 6A	33
Power Cord, EU 10A 7.5m	33
Power Cord, UK	33
Power Cord, US	33
Power Harness	30
Protective Earth Cables	32
Signal Cable Harness Kit	31
Syringe Pump Control Buttons	32

Chapter 7 -

Miscellaneous 35

Back Cabinet	40
Back Cover for Base Assembly	41

Calibration Tube	39
Calibration Weight Kit	37
Complete Base Assembly	41
Dampers Kit for Calibration Weights	37
Empty Crate	41
Front Cabinet	40
Hexagonal Wrench, 8mm	38
HP Holder	36
Jumper	38
Label Canada, Training must be Performed	38
Load Unload Tool	36
Non Sterile Catheter	39
Preventive Maintenance Kit	39
Retaining Ring Mounting Tool	37
Scale Mounting Plate	40
Slave Pump Centering Tool	37
Spare Part Kit for Load Unload Tool	36
Sticker Label English	38
Support for HP Holder	36
Syringe Pump Holder Kit	39
Technical Data Card	39
Warmer Holder	36
Warning Sticker Kit (USA)	38

Chapter 8 -

Manuals 43

Operators Manual CD ROW SW 6.xx	46
Operators Manual CD ROW SW 7.xx	44
Operators Manual CD US SW 5.10	48
Operator's Manual on CD SW 4.xx	49
Operator's Manual SW 4.xx	49
Operator's Manual SW 6.xx	46
Operator's Manual SW 7.xx	44
Operator's Manual US SW 5.10	48
Prismaflex Comm. Prog Guide 6.xx	47
Prismaflex Comm. Prog Guide 7.10	45
Prismaflex Service Manual ROW 6.xx	46
Prismaflex Service Manual ROW 7.xx	44
Prismaflex Service Manual US 5.10	48
Service Manual 4.xx	49
Service Manual CD ROW SW 6.xx	47
Service Manual CD ROW SW 7.xx	45
Service Manual CD US 5.10	48
Service Manual on CD SW 4.xx	49

Chapter 9 -

Software 51

Language package A, SW 7.10	52
Software 4.10 RoW Kit	53
Software 5.10 US upgrade kit (Only for US)	53
Software 6.10 upgrade kit	52
Software CD with 6.10	52
Software CD with 7.10	52
Software CD with SW 4.10	53
Software CD with SW 5.10 (Only for US)	53


Index 54


Preface

Included with each spare part are the necessary screws
O-rings etc

- Refer to spare part instructions, enclosed to all spare parts were necessary, for correct exchange and configuration of the spare part.
- This Catalogue can be downloaded from the Customer Support site, if you are a registered user:
https://customersupport.gambro.com/gambro_its/user/web/login.aspx
- Because of component updates the spare part pictures can differ from what you receive.

-

 When this symbol is found next to a component it means it is a new component and/or that it is new in the spare parts catalogue. Sometimes a component has been available some time before the catalogue is updated.

 When this symbol is found next to a component it means the component is updated and it has a new order number.

This page has been left blank intentionally

Chapter 1 - Exterior, front





Effluent Scale

Measures the weight of the bags hanging from the scale carrying bars.

Note! Each of the four scales has its own unique ID on the I2C bus. Scales are not interchangeable!

Order Number: G5042401 (Flintec)

Order Number: G5048301 (Dinamica)



Pre Blood Pump Scale

Measures the weight of the bags hanging from the scale carrying bars.

Note! Each of the four scales has its own unique ID on the I2C bus. Scales are not interchangeable!

Order Number: G5042501 (Flintec)

Order Number: G5048401 (Dinamica)



Dialysate Scale

Measures the weight of the bags hanging from the scale carrying bars.

Note! Each of the four scales has its own unique ID on the I2C bus. Scales are not interchangeable!

Order Number: G5042601 (Flintec)

Order Number: G5048501 (Dinamica)



Replacement Scale

Measures the weight of the bags hanging from the scale carrying bars.

Note! Each of the four scales has its own unique ID on the I2C bus. Scales are not interchangeable!

Order Number: G5042701 (Flintec)

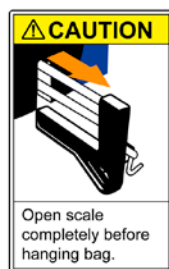
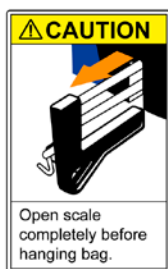
Order Number: G5048601 (Dinamica)



Scale Carrying Bar

Scale handle for hanging the bag onto the scale.


Order Number: G5005102



Scale Warning Label

Caution stickers making the user aware of opening and closing the scale properly.

Order Number: G5042101



Tube Clip Kit

The tube clips are used to guide the tubes from the filter set. All tubes clips are included in this kit including the calcium clip!

Order Number: G5007603



Scale Tube Clips

The tube clips are used to guide the tubes from the filter set. Only the two scale tube clips are included in this kit!

Order Number: G5041601



Bottom Cabinet

Bottom cover covering the scales.

Order Number: G5048801



O-ring 2-011

The O-ring prevent liquid and dirt from coming into the machine via the tube clips.

Order Number: G5001401



Blood Pump Rotor

Circulates the blood.

This version has improved bearings improving the occlusivity and an improved Pump Crank connection making it easier to manually rotate the rotor.

Order Number: G5005703



Slave Pump Rotors

The slave pump rotors circulates the Effluent, Pre Blood, Dialysate and the Replacement fluids. Same component for all 4 slave pumps.

- This version comes as a complete unit with the screw compared to the old which was two parts including screw.

Order Number: G5047501



Right Hook

A useful tool to hang the scale carrying bar and fluid bag onto when attaching lines to a fluid bag.

Order Number: G5007401



Left Hook

A useful tool to hang the scale carrying bar and fluid bag onto when attaching lines to a fluid bag.

Order Number: G5007501



De-aeration Chamber holder

Holder for the de-aeration chamber.

Order Number: G5006101



Air Bubble Detector "ABD"

Detects air in blood and line in position.


Order Number: G5006701



Air Bubble Detector Door

The lid for the ABD.

Order Number: G5001601



O-ring 2-029

Sealing for the ABD housing.


Order Number: G5005402



Led Cover

Cover for the led board.

Order number: G5044602



Led Board

Alarm light - green, yellow and red light.

Order Number: G5002802



Heparin Pump Carrier 10-50ml

Holds the syringe plunger. The carrier is fitted to the load cell of the heparin pump.

Order Number: G5029101



Syringe Clip Holder 10-50ml

Syringe clip holder for the syringe pump.

Order Number: G5029202



Syringe Clip 10ml

Syringe clip for the syringe pump.

Order Number: G5029301



Syringe Clip 20ml

Syringe clip for the syringe pump.

- Included at delivery of Prismflex control unit, not installed.

Order Number: G5029402



Syringe Clip 30ml

Syringe clip for the syringe pump.

Order Number: G5029501



Syringe Clip 50ml

Syringe clip for the syringe pump
- Default syringe clip, installed from production onto Prismaflex control unit.

Order Number: G5029602



Syringe Clip 50ml - B.B. Perfusor

Syringe clip for the syringe pump. Works only with SW 6.10 and later softwares.

Order Number: G5049601



Seals Pressure Pod

Seals the space between the pressure pod and the filter set.

Order Number: G5002901



Blood Leak Detector "BLD"

Detects presence of blood in the effluent line.

Updated with ambient light filter.

Order Number: G5003303



Discharger Clip

Discharges the filter set from possible electrostatic interference, connects to the discharger clip board.

Order Number: G5006001



O-ring 2-008 Nitrile

Sealing for the discharger clip.

Order Number: G5005301

Chapter 2 - Exterior, back






Pump Crank

In case of a power failure you use the pump crank to return the blood and also to manually operate the pinch valves.

Order number: G5009601



Cord Holder

Hang the power cord on the cord holder when you don't use the machine.

Order number: G5003901



Back Pocket

To put the Operator's manual in.

Order number: G5022801



Mains Cable Support

Protects the mains cable from being accidentally pulled out. The kit includes two sizes.

Order Number: G5009501




Potential Equalization Conductor kit

Ground connection at the back of the machine.

Order Number: G5049701

Chapter 3 - Interior, front





Effluent Pod Assy.

Complete Effluent pod assembly.

Cable length 100cm.

Compared to previous versions the material is updated.

Order Number: G5009804



Pod No 5 Assy.

Complete Pod No5 assembly.

Cable length 70cm.

Compared to previous versions the material is updated.

Order Number: G5003404



Filter Pod Assy.

Complete Filter pod assembly.

Cable length 50cm.

Compared to previous versions the material is updated.

Order Number: G5004804



Access Pod Assy.

Complete Access pod assembly.

Cable length 30cm.

Compared to previous versions the material is updated.

Order Number: G5009904




Return Pressure Port Assy.

Complete assembly including return pressure port.

Compared to previous versions the material is updated.

Order Number: G5006603



ARPS Tube Assembly

Complete silicon tubing including connectors and clamps for the ARPS system.

Order Number: G5044701



Return Pressure Port

Order Number: G5000901



Barcode Reader

Recognizes the type of filter set put on the machine. Adaptor board for PCM 5824 is no longer included.

Order Number: G5040902



Barcode Protection

Protects the bar code reader from liquid and dirt.

Improved material, glass instead of plastic.

Order Number: G5005902



CD-ROM Player

The CD-ROM player is used for software upgrade or language installation. Includes the bracket the player is mounted on and s-ata cable plus adaptor to connect it to the PC-104 board. Compatible with both PCM-5824 and 9375.

Order Number: G5050601



Updated

Loader

Loader for the filter set.

This version includes the loader bearing, scraper ring and screws.


Order Number: G5003702



Loader Stepper Motor

Maneuvers the loader arm.

Order Number: G5008001



Loader Board

Controls the loader stepper motor.

Order Number: G5005602



Scraper Ring

Allows the loader to slide smoothly.


Order Number: G5004501



Micro Switch

The micro switch detects when the loader is at the end of its travel.


Order Number: G5002201



Touch Screen Controller

Handles the information from the touch screen to the PC-104 board.

Order Number: G5001201




Discharger Board - CF Class

Grounds the filter set via the discharger clip.

CF - Cardiac Floating.

Component update compared to previous version.

Order Number: G5008203



CF Upgrade Kit

Grounds the filter set. Upgrades a machine from BF to CF.

BF - Body Floating and CF - Cardiac Floating.

The kit includes the required extra cabling.

Component update compared to previous version.

The CF card was introduced in production on PA3075

Order Number: G5034902



Blood Pump Assy.

Drive unit for the blood pump rotor.


Order Number: G5004201



Hall Sensor Container, Blood Pump

Detects proper movement of the blood pump rotor.

Order Number: G5005001



Syringe Pump

Syringe Pump, works with all software versions from software version 4.xx.

Compared to previous version (G5043901) this version has an updated load cell.


Order Number: G5043902

Heparin Fixing Block

The fixing block is mounted onto the syringe pump load cell and on the fixing block the syringe carrier is mounted.

This block is compatible with all present types of syringe pumps!

Order Number: G5035804



Main Switch

Complete assembly.


Order Number: G5042302



Speaker and Fan Assembly

Speaker and fan assembly as one unit including the metal sheet they are mounted on.

Order Number: G5043101





Battery, 12V

Power to the memory backup keeping treatment data during a shorter power loss.

Order Number: G5009001



Backup Battery, 24V

Power to the battery backup system keeping the machine running for a period of time without mains power.

Order Number: G5043501



ARPS Pump Assy

The pump is used for the ARPS system to adjust the filter pod adjustment and the level in the bubble trap. Comes as a complete assembly including the metal bracket it is mounted on. One pump segment is mounted and one as a spare segment.


Order Number: G5006202



Filter, 130 Micron

Filters the air too the ARPS system.

Order Number: G5010801



Stepper Motor ARPS

Stepper motor for the ARPS pump.

Order Number: G5006401



Pressure Transducer ARPS

Reference pressure meter for the ARPS system.

Order Number: G5006501




ARPS Board

Automatic Repositioning System board.

All pressure transducers and the ARPS valves are connected to this board.

Order Number: G5006901



Display

Complete display unit including CF card (G5008202) and LVDS cable (G5041101).

Order Number: G5041304



LVDS-RX Board 3V3

Display unit signal receiver.


Order Number: G5001701



LVDS-TX Board 3V3

Transmits the video signal to the display unit.

Order Number: G5002001



Slave Pump Stepper Motor

The same stepper motor is used for:
Effluent, Pre blood, Dialysate and the Replacement pump.
The I2C bus ID is unique to each motors position but it can be configured using jumpers on the integrated circuit board of each motor.


Order Number: G5004702



Hall Sensor Container, Slave Pumps

Detects proper movement of the slave pump rotors.

Order Number: G5003601



O-ring, Pump Shaft

Support for the rotor.


Order Number: G5002501



Retaining Ring WA 12X22X4

Stops liquid and dirt from coming into the machine via the slave pump shaft.

Order Number: G5004401



Return Clamp Assy.

Clamps the return blood line.

Order Number: G5006801



Clamp Dampers Kit

Reduces the vibration from the clamp unit.

Order Number: G5001301



Pinch Valve

The pinch valves makes it possible to run the treatment with pre or post dilution.

Order Number: G5003201



Hand Grip

Used to secure components inside the machine.

Order Number: G5004301




Knurled Knob

Used to secure components inside the machine.

Order Number: G5004101

Chapter 4 - Interior, door





Carrier Board

Interface board between the PC-104 board and all other slave boards and devices in the machine.

Order Number: G5007101



PC104 Board PCM 9375

Control system CPU.

The new PC board was introduced in production on machine serial number PA5858.

This board requires software 4.xx or higher.

Order Number: G5044001



PC Upgrade Kit

New PC-104 board requires software 4.xx or higher. It includes, SODIMM, Copper tape, Ferrite, adaptor for old Bar code reader, compact flash, Remote alarm board and LVDS cable for **new** PC board vs **old** display. PC board introduced in prod. from PA5858 and the new Display type on PA4532 with exception for PA4528, PA4534, PA4537, PA4541, PA4551, PA4555, PA4587, PA4666.

Order Number: G5047803



SODIMM Ram Memory 256MB

Internal memory for the PC-104 board (PCM-5824).

This memory can't be used on the new PC-board, PCM-9375.

Order No. G5002102



SODIMM Ram Memory 512MB

Internal memory for the PC-104 board (PCM-9375).

This memory can't be used on the old PC-board, PCM-5824.

Order No. G5044101



CPU Battery Kit 3V BR1632

3V Lithium battery for the new PC board, PCM 9375.



One pack contains 20pcs

Order Number: G5050701

CPU Battery

3V Lithium battery for the old PC-board (PCM-5824).



One pack contains 20pcs

Order Number: G5043201

Compact Flash for SW 4.00 and above

Situated on the PCM-5824/PCM-9375 board and stores the machines software.



Note! Empty at delivery. Requires a software download by booting and downloading the software from a CD. See chapter software!

Order Number: G5002406

Door Latch

Locks the door to the cabinet.



Order Number: G5008401



Protective Board

Protection CPU to monitor all safety systems in the Prismaflex.

Order Number: G5007201



PIB Board

Peripheral Interface Board (PIB).

Contains the circuitry and connections for the ABD, Venous Clamp, BLD and the Pinch Valves.


Order Number: G5007001



Isolated RS232 Board

Enables external serial data communication with the machine.


Order Number: G5002601



Memory Card Board

Technical treatment data can be saved on a technical data card.
Technical Data Card Order Number: G5000501.

Order Number: G5004602



Ethernet Board

Enables external Ethernet communication with the machine.


Order Number: G5003102



Power Supervision Board Kit

Supervises the incoming power and alarms in case of a power failure.

Order Number: G5048103



Power Supply

Supplies a range of DC voltages to the machine.

Order Number: G5008701




Power Supply Battery Backup, 24V

Supplies a range of DC voltages to the machine.

If a power failure might occur the machine continues to run if the machine is equipped with this power supply together with the 24V battery and software 5.00

Order Number: G5008702



Battery Backup Kit

This kit includes all hardware needed to upgrade a machine to battery backup. Requires at least software 5.xx.

Includes:

Power supply battery backup (G5008702), batteries, cables etc.

Order Number: G5043401



Log Book

When repairing or servicing the machine, write down every action taken in the Prismaflex log book.


Order Number: G5008301



Remote Alarm Board

For use with external alarms.

Order Number: G5008802



DC Timer

Counts the machines running hours.

Order Number: G5000801

Chapter 5 - Base





Antistatic Twin Wheels

Wheels for the machine.

Order Number: G5001501



Brake Foot

Stops the machine from moving.

Order Number: G5001001



Brake Pedal

Maneuvers the brake feet.

This is an improved version with a hole at the bottom as shown in the picture. The reason for the hole is to let out debris which could affect the brake/un-brake mechanism negatively.

Order Number: G5007802




Pneumatic Spring

Keeps the break pedal in its position. This version has an improved sealing compared to the previous spring. A spacer is also included in this version (*Not shown in the picture*) which makes the open closed position more distinct, the spacer is mounted between the base of the machine and the spring.

Order Number: G5009702

Chapter 6 - Cables





LVDS RX TX Wire

Cable for the video signal.

For use with **old** Display unit and **old** PC104 board.

Old display unit is installed on machines prior to PA4532. Old PC board is obsolete and has been withdrawn. See PC-upgrade kit G5047803

Order Number: G5008102



LVDS cable for TX board

Cable for the video signal.

For use with **new** Display unit and **old** PC104 board New display unit was introduced in production on PA4532, with exceptions for PA4534, PA4537, PA4541, PA4551, PA4555, PA4587, and PA4666. New PC-board is installed on machines from PA5858.

Order Number: G5041101




LVDS cable for PC-104 Board 9375

Cable for the video signal.

For use with **new** Display unit and **new** PC104 board. Old display unit is installed on machines prior to PA4532. New PC-board is installed on machines from PA5858.

Order Number: G5047401




New

LVDS Cable New PC Board Old Display

LVDS cable that fits between the 3,3V display type and the PC board (PCM 9375)

Order Number: G5050901




Updated

Power Harness

Cable harness distributing power to the machine from the power supply. For CF and BF machines, one connector will not be used on BF machines. This version has updated text on the connectors, electrically it is the same as the previous version.

Order Number: G5042202



Signal Cable Harness Kit

Harness connecting the components in the door to the components in the machine.

Order Number: G5043601



I²C Cables Kit

Complete set of I²C cables

- K35268001 I²C Cable J4 Carrier-J20
- K35269001 I²C Cable J31 Protective-P5 PIB
- K35270001 I²C Cable P6 PIB-J4 ARPS
- K35271001 I²C Cable J5 ARPS-Scale 1
- K35272001 I²C Cable Scale 1-Scale 2
- K35273001 I²C Cable Scale 2-Scale 3
- K35274001 I²C Cable Scale 3-Scale 4
- K35275001 I²C Cable Scale 4-Syringe
- K35276001 I²C Heparin-P3
- K35277001 I²C Cable P3-P4
- K35278001 I²C Cable P4-Loader
- K35279001 I²C Cable Loader-P1
- K35280001 I²C Cable P1-P2
- K35281001 I²C Cable P2-Blood Leak Pump
- K35662001 I²C Cable Carrier - Power Supervision Board

Order Number: G5049801



Cables Kit

- K35243001 J29 ARPS-ARPS Pump
- K35245001 J23 ARPS-Prefilter Valve
- K35246001 J27 ARPS-Filter Valve
- K35247001 J26 ARPS-Effluent Valve
- K35248001 J25 ARPS-Access Valve
- K35249001 J24 ARPS-Return valve
- K35250001 J4 Protective-J15 Carrier
- K35252001 P3 PIB-J37 Protective
- K35256001 J46 Protective-J40
- K35258001 P15 PIB-BLD
- K35265001 J39 Protective-P9 PIB
- K35266001 Connector EKG-Clip
- K35267001 Loader-End of Travel
- K35240001 Flat Cable Pinch Valve

Order Number: G5050201



Protective Earth Cables

Complete set of ground cables

- K35298001 Pump Plate-Bottom Frame
- K35299001 Heparin Pump-Bottom Frame
- K35300001 ARPS Pump-Bottom Frame
- K35301001 LCD-Bottom Frame
- K35302001 Pinch Valve-Bottom Frame
- K35303001 Power Supply-Bottom Frame
- K35304001 Card Rack-Bottom Frame
- K35305001 Blood Pump-Bottom Frame
- K35306001 Venous Clamp-Bottom Frame
- K35307001 Switch Box-Bottom Frame
- K35308001 Barcode Reader-Bottom Frame
- K35309001 Lower Handle-Bottom Frame
- K35310001 Loader-Bar Code Reader
- K35311001 Upper Handle-Fan Support
- K35312001 Connector Panel-Rack
- K35313001 Rack-Rack
- K35314001 LCD-Fan Support


Order Number: G5049901



Potential Equalization Conductor

External cable for connection between machine and common ground.

Order Number: K24670001



Syringe Pump Control Buttons

Controls the up and down movement of the syringe pump carrier. This version includes the extension cable.

Order Number: G5010202



Pinch Valves Flat Cable Ferrite Kit

Ferrite for the ribbon cable plus ribbon cable and ferrite for the power cables to the Pinch Valves.

Order Number: G5050501



Power Cord, EU, 6A
Mains power cord for Europe.

Order Number: G5010901



Power Cord, EU 10A 7,5m
Mains power cord for UK.

Order Number: G5049401



Power Cord, US
Mains power cord for US.

Order Number: G5011001



Power Cord, UK
Mains power cord for UK.

Order Number: G5043701



Power Cord, Brazil
Mains power cord for Brazil

Order Number: G5049201

This page has been left blank intentionally

Chapter 7 - Miscellaneous





Load Unload Tool

To load and unload the Prismaflex in and out of e.g. a car.

Order Number: G5000701

No Picture!

Spare Part Kit for Load Unload Tool

Includes; Two adjustable feet's, Locking key for the feet's, Four knobs (M6x30), Two rubber feet's and two snap rings.

Order Number: G5040201



Warmer Holder

Holder for Gambro approved blood warmers.

Order Number: G5002301



HP Holder

HP holder kit to run Hemo Perfusion. The kit includes the support for the holder, G5040601.

Order Number: G5040101



Support for HP Holder

This is the part of the HP holder which is screwed to the side of the machine. It is included in the HP holder kit, G5040101.

Order Number: G5040601



Calibration Weight Kit

Used to Calibrate the machines heparin pump and all scales. The calibration weight can be stored inside the base of the machine. A kit allowing the calibration weight to be placed / stand inside the base of the Prismaflex is included. The material has been updated in this version but the function is the same.

Order Number: G5000102



Dampers Kit for Calibration Weights

If the case for the calibration weights or dampers kit for the base is lost or damaged here is a replacement kit. Includes the case for the weights and dampers for the base.

Order Number: G5050101



Slave Pump Centering Tool

Use this tool to center the slave pump in relation to the pump raceway.

Order Number: G5000301



Retaining Ring Mounting Tool

Use this tool when mounting the scraper ring (G5004501).

Order Number: G5000401



Hexagonal Wrench, 8mm

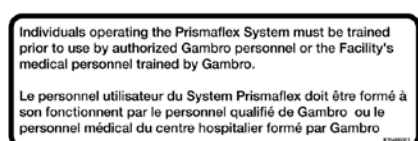
For technical staff to open the Prismaflex door.

Order Number: G5000601



Warning Sticker Kit (USA)

Order Number: G5034701



Label Canada, Training must be Performed

Label says;

Individuals operating the Prismaflex System must be trained prior to use by authorized Gambro personnel or the Facility's medical personnel trained by Gambro.

Order Number: G5041501

No Picture!

Sticker Label English

Stickers that can be attached to the front naming the different components on the front of the machine.

Order Number: G5032201



Jumper

Additional jumpers for e.g. the modification message 008

Order Number: 100202167




Technical Data Card

Technical data can be downloaded to this card from the machine.

Note! The card must be inserted in the machine before the machine is powered on.

Order Number: G5000501



Calibration Tube

This is a calibration tube with which you can calibrate all pressure sensors at once.

Order Number: G5000201

Not for human use!



Non Sterile Catheter

For use when running a simulated treatment, with this the pressures will automatically be correct.

Order Number: G5007701

Not for human use!



Preventive Maintenance Kit

For yearly maintenance of the machine.

Includes: PC-104 battery -both for new and old PC-104 board, dampers for the blood pump and slave pumps, pump segment for the ARPS pump + filter and sealing cons for the pressure pods.


Order Number: G5010004



Syringe Pump Holder Kit

Repair kit for the front panel in case the supports for the syringe pump is broken.

Order Number: G5048201




Scale Mounting Plate

Bottom plate in the Prismaflex which e.g. the scales are mounted onto.

- Requires an extensive work to be exchanged. Both back and front panel needs to be dismantled.

Order Number: G5050001



Front Cabinet

Except for the front it includes the display frame, sealings, hall sensors, slave pump plate and screws.

- Comes as seen in the picture except for the slave pump plate which is new with this version.

Order Number: G5044202



Back Cabinet

Except for the back it includes the sealings, handles and screws.

- Comes as seen in the picture!

Order Number: G5044301



Complete Base Assembly

Complete assembly including brake mechanism and back cover.

Order Number: G5044501



Back Cover for Base Assembly

Complete assembly including brake mechanism and back cover.

Order Number: G5041401




Empty Crate

For long distant transportation of the machine. By Truck or Air plane. The crate is approved for both vertical and horizontal transport.

Order Number: G5010401

This page has been left blank intentionally

Chapter 8 - Manuals





Operator's Manual SW 7.xx

Operating instructions for the operator. Printed!

Note, You can also download these as PDF's from the Customer Support site!


- G5036005 Operator Manual English 7.xx
- G5036105 Operator Manual French 7.xx
- G5036205 Operator Manual German 7.xx
- G5036304 Operator Manual Italian 7.xx
- G5036404 Operator Manual Portuguese 7.xx
- G5036504 Operator Manual Dutch 7.xx
- G5036605 Operator Manual Swedish 7.xx
- G5036704 Operator Manual Norwegian 7.xx
- G5036804 Operator Manual Danish 7.xx
- G5036904 Operator Manual Spanish 7.xx
- G5037004 Operator Manual Finnish 7.xx



Operators Manual CD ROW SW 7.xx

All language versions on a CD as *.PDF files

Order Number: G5040705



Prismaflex Service Manual ROW 7.xx

The service guide for the technician. Printed!

Note, You can also download the PDF from the Customer Support site!

Order Number: G5005209



New

Service Manual CD ROW SW 7.xx

The service guide for the technician on a CD as a *.PDF file.

Order Number: G5008608



New

Prismaflex Comm. Prog Guide 7.10

About external communication. Handbook for how to receive data from the Prismaflex Ethernet and RS-232 port in order to transmit data to a Patient data management systems (PDMS).

Adapting the PDMS system according to software 7.10 makes the system compatible with all softwares back to software version 3.20.

Note! This handbook can only be ordered after an agreement is signed and a copy has been e-mailed to customer support.

ric.customer.support@gambro.com

See service newsletter General Information 006 for more details!

Order Number: G5015008



Operator's Manual SW 6.xx

Operating instructions for the operator. Printed!

Note, You can also download these as PDF's from the Customer Support site!

G5036003 Prismaflex op man 6xx
 G5036203 Prismaflex op man DE 6xx
 G5036403 Prismaflex op man PT 6xx
 G5036603 Prismaflex op man SV 6xx
 G5036803 Prismaflex op man DA 6xx
 G5037003 Prismaflex op man FI 6xx
 G5037203 Prismaflex op man PL 6xx
 G5037403 Prismaflex op man CS 6xx
 G5037603 Prismaflex op man LT 6xx
 G5037803 Prismaflex op man RU 6xx
 G5038003 Prismaflex op man SL 6xx
 G5038203 Prismaflex op man KO 6xx
 G5038503 Prismaflex op man HU 6xx

G5036103 Prismaflex op man FR 6xx
 G5036303 Prismaflex op man IT 6xx
 G5036503 Prismaflex op man NL 6xx
 G5036703 Prismaflex op man NO 6xx
 G5036903 Prismaflex op man ES 6xx
 G5037103 Prismaflex op man EL 6xx
 G5037303 Prismaflex op man TR 6xx
 G5037503 Prismaflex op man ET 6xx
 G5037703 Prismaflex op man LV 6xx
 G5037903 Prismaflex op man SK 6xx
 G5038103 Prismaflex op man ZHCN 6xx
 G5038403 Prismaflex op man ZHTW 6xx
 G5038603 Prismaflex op man RO 6xx



Operators Manual CD ROW SW 6.xx

All language versions on a CD as *.PDF files

Order Number: G5040704



Prismaflex Service Manual ROW 6.xx

The service guide for the technician. Printed!

Note, You can also download the PDF from the Customer Support site!

Order Number: G5005206



Service Manual CD ROW SW 6.xx

The service guide for the technician on a CD as a *.PDF file.

Order Number: G5008607



Prismaflex Comm. Prog Guide 6.xx

About external communication. Handbook for how to receive data from the Prismaflex Ethernet and RS-232 port in order to transmit data to a Patient data management systems (PDMS).

Adapting the PDMS system according to software 6.10 makes the system compatible with all softwares back to software version 3.20.

Note! This handbook can only be ordered after an agreement is signed and a copy has been e-mailed to customer support.

ric.customer.support@gambro.com

See service newsletter General Information 006 for more details!

Order Number: G5015006



Operator's Manual US SW 5.10

Operating instructions for the operator. Printed!

Note, You can also download these as PDF's from the Customer Support site!

Order Number: G5039903



Operators Manual CD US SW 5.10

All language versions on a CD as *.PDF files

Order Number: G5040802



Prismaflex Service Manual US 5.10

The service guide for the technician. Printed!

Note, You can also download the PDF from the Customer Support site!


Order Number: G5035004



Service Manual CD US 5.10

The service guide for the technician on a CD as a *.PDF file.

Order Number: G5035903



Operator's Manual SW 4.xx

Operating instructions for the operator. Printed!

Note, You can also download these as PDF's from the Customer Support site!

G5036001 Operator Manual Eng 4.xx
 G5036201 Operator Manual Ger 4.xx
 G5036401 Operator Manual Por 4.xx
 G5036601 Operator Manual Swe 4.xx
 G5036801 Operator Manual Dan 4.xx
 G5037001 Operator Manual Fin 4.xx
 G5037201 Operator Manual Pol 4.xx
 G5037501 Operator Manual Est 4.xx
 G5037701 Operator Manual Lav 4.xx
 G5038201 Operator Manual Kor 4.xx


G5036101 Operator Manual Fre 4.xx
 G5036301 Operator Manual Ita 4.xx
 G5036501 Operator Manual Dut 4.xx
 G5036701 Operator Manual Nor 4.xx
 G5036901 Operator Manual Spa 4.xx
 G5037101 Operator Manual Gre 4.xx
 G5037301 Operator Manual Tur 4.xx
 G5037601 Operator Manual Lit 4.xx
 G5037801 Operator Manual Rus 4.xx
 G5039906 Operator Manual China 4.xx



Operator's Manual on CD SW 4.xx

All language versions on a CD as *.PDF files.

G5040702 Operators Manual 4.00 on CD All therapies
 G5040801 Operators Manual 4.00 on CD US



Service Manual 4.xx

The service guide for the technician. Printed!

Note, You can also download the PDF from the Customer Support site!

G5005204 Service Manual SW 4.00 ROW




Service Manual on CD SW 4.xx

The service guide for the technician on a CD as a *.PDF file.

G5008605 Service Manual 4.00 on CD CRRT+TPE+HP

This page has been left blank intentionally

Chapter 9 - Software





New

Software CD with 7.10

Software for the Prismaflex machine. Can be used to update the machine to 7.10 software from any earlier software revision.

Please note that only English language is included!

See Language Pack CD for alternative languages - G5051002.

Note! Software 7.10 requires at least 256MB RAM and Compact Flash memory. It also requires the new Syringe Pump (G5043901 or G5043902). G5043901 was introduced in production from PA6561 on machines delivered with Software 4.xx, 5.xx, 6.xx and 7.xx

Order Number: G5001811

The software can be download from the System Support site!



New

Language package A, SW 7.10

Contains the following released languages - Danish, Dutch, English, Finnish, French, German, Italian, Norwegian, Portuguese, Spanish and Swedish.

After installation of the language pack the CD is no longer required to change between the installed languages.

Order Number: G5051002



Software CD with 6.10

Software for the Prismaflex machine. Can be used to update the machine to 6.10 software from any earlier software revision.

Note! Software 6.10 requires at least 256MB RAM and Compact Flash memory. It also requires the new Syringe Pump (G5043901 or G5043902). G5043901 was introduced in production from PA6561 on machines delivered with Software 4.xx, 5.xx, 6.xx and 7.xx

Order Number: G5001809

The software can be download from the System Support site!



Updated

Software 6.10 upgrade kit

Software and hardware (Syringe pump and Calcium Clip plus RAM memory and CF card for old PC-board PCM5824) to run 6.10. Can be used to update the machine to 6.10 software from any earlier software revision.

Syringe pump G5043901 was introduced in production from PA6561 on machines delivered with Software 4.xx, 5.xx, 6.xx and 7.xx. In this version the syringe pump has been updated to G5043902 (Updated load cell).

Order Number: G5050402




Software CD with SW 5.10 (Only for US)

Software for the Prismaflex machine. Can be used to update the machine to 5.10 software from any earlier software revision.

Note! Software 5.10 requires at least 256MB RAM and Compact Flash memory. It also requires the new Syringe Pump (G5043901 or G5043902). G5043901 is introduced in production from PA6561 on machines delivered with Software 4.xx, 5.xx, 6.xx and 7.xx.

Order Number: G5001807

The software can be download from the System Support site!



Software 5.10 US upgrade kit (Only for US)

Software and hardware (PC board - PCM 9375, Syringe pump, Calcium Clip, RAM memory, CF card) to run 5.10. Can be used to update the machine to 5.10 software from any earlier software revision.

The new syringe pump G5043901 is introduced in production from PA6561 on machines delivered with Software 4.xx, 5.xx, 6.xx and 7.xx.

Order Number: G5040404



Software CD with SW 4.10

Software for the Prismaflex machine. Can be used to update the machine to 4.10 software from any earlier software revision.

Order Number: G5048001

The software can be download from the System Support site!



Software 4.10 RoW Kit

Software and hardware (Tube Clips). Can be used to update the machine to 4.10 software from any earlier software revision.

Order Number: G5040503

Index

Symbols

G5000102	37	G5005206	46
G5000201	39	G5005209	44
G5000301	37	G5005301	8
G5000401	37	G5005402	5
G5000501	39	G5005602	14
G5000601	38	G5005703	4
G5000701	36	G5005902	13
G5000801	26	G5006001	8
G5000901	13	G5006101	4
G5001001	28	G5006202	17
G5001201	15	G5006401	17
G5001301	20	G5006501	18
G5001401	3	G5006603	12
G5001501	28	G5006701	5
G5001601	5	G5006801	19
G5001701	18	G5006901	18
G5001805	53	G5007001	24
G5001809	52	G5007101	22
G5001811	52	G5007201	24
G5002001	18	G5007401	4
G5002102	22	G5007501	4
G5002201	14	G5007603	3
G5002301	36	G5007701	39
G5002406	23	G5007802	28
G5002501	19	G5008001	14
G5002601	24	G5008102	30
G5002802	5	G5008203	15
G5002901	8	G5008301	25
G5003102	24	G5008401	23
G5003201	20	G5008605	49
G5003303	8	G5008607	47
G5003404	12	G5008608	45
G5003601	19	G5008701	25
G5003702	14	G5008702	25
G5003901	10	G5008802	26
G5004101	20	G5009001	17
G5004201	15	G5009501	10
G5004301	20	G5009601	10
G5004401	19	G5009702	28
G5004501	14	G5009804	12
G5004602	24	G5009904	12
G5004702	19	G5010004	39
G5004804	12	G5010202	32
G5005001	15	G5010401	41
G5005102	2	G5010801	17
G5005204	49	G5010901	33
		G5011001	33
		G5015006	47

G5015008	45	G5037501	49
G5022801	10	G5037503	46
G5029101	6	G5037601	49
G5029202	6	G5037603	46
G5029301	6	G5037701	49
G5029402	6	G5037703	46
G5029501	6	G5037801	49
G5029602	7	G5037803	46
G5032201	38	G5037903	46
G5034701	38	G5038003	46
G5034902	15	G5038103	46
G5035004	48	G5038201	49
G5035804	16	G5038203	46
G5035903	48	G5038403	46
G5036001	49	G5038503	46
G5036003	46	G5038603	46
G5036005	44	G5039903	48
G5036101	49	G5039906	49
G5036103	46	G5040101	36
G5036105	44	G5040201	36
G5036201	49	G5040404	53
G5036203	46	G5040503	53
G5036205	44	G5040601	36
G5036301	49	G5040702	49
G5036303	46	G5040704	46
G5036304	44	G5040705	44
G5036401	49	G5040801	49
G5036403	46	G5040802	48
G5036404	44	G5040902	13
G5036501	49	G5041101	30
G5036503	46	G5041304	18
G5036504	44	G5041401	41
G5036601	49	G5041501	38
G5036603	46	G5041601	3
G5036605	44	G5042101	3
G5036701	49	G5042202	30
G5036703	46	G5042302	16
G5036704	44	G5042401	2
G5036801	49	G5042501	2
G5036803	46	G5042601	2
G5036804	44	G5042701	2
G5036901	49	G5043101	16
G5036903	46	G5043201	23
G5036904	44	G5043401	25
G5037001	49	G5043501	17
G5037003	46	G5043601	31
G5037004	44	G5043701	33
G5037101	49	G5043902	16
G5037103	46	G5044001	22
G5037201	49	G5044101	22
G5037203	46	G5044202	40
G5037301	49	G5044301	40
G5037303	46	G5044501	41
G5037403	46	G5044602	5

G5044701	13
G5047401	30
G5047501	4
G5047803	22
G5048001	53
G5048103	25
G5048201	39
G5048301	2
G5048401	2
G5048501	2
G5048601	2
G5048801	3
G5049201	33
G5049401	33
G5049601	7
G5049701	10
G5049801	31
G5049901	32
G5050001	40
G5050101	37
G5050201	31
G5050402	52
G5050501	32
G5050601	13
G5050701	23
G5051002	52
K24670001	32
100202167	38

A

Access Pod Assy.	12
Air Bubble Detector "ABD"	5
Air Bubble Detector Door	5
Antistatic Twin Wheels	28
ARPS Pump Assy	17
ARPS Tube Assembly	13

B

Back Cabinet	40
Back Cover for Base Assembly	41
Backup Battery, 24V	17
Barcode Protection	13
Barcode Reader	13
Battery, 12V	17
Battery Backup Kit	25
Blood Leak Detector "BLD"	8
Blood Pump Assy.	15
Blood Pump Rotor	4
Brake Foot	28
Brake Pedal	28

C

Cables Kit	31
Calibration Tube	39
Calibration Weight Kit	37
Carrier Board	22
CD-ROM Player	13
CF Upgrade Kit	15
Clamp Dampers Kit	20
Compact Flash for SW 4.00 and above	23
Complete Base Assembly	41
Cord Holder	10
CPU Battery	23
CPU Battery Kit 3V BR1632	23

D

Dampers Kit for Calibration Weights	37
DC Timer	26
De-aeration Chamber holder	4
Dialysate Scale	2
Discharger Board - CF Class	15
Discharger Clip	8
Display	18
Door Latch	23

E

Effluent Pod Assy.	12
Effluent Scale	2
Empty Crate	41
Ethernet Board	24

F

Filter, 130 Micron	17
Filter Pod Assy.	12
Front Cabinet	40

H

Hall Sensor Container, Blood Pump	15
Hall Sensor Container, Slave pumps	19
Hand Grip	20
Heparin Fixing Block	16
Heparin Pump Carrier 10-50ml	6
Hexagonal Wrench, 8mm	38
HP Holder	36

I

I2C Cables Kit	31
Isolated RS232 Board	24

J

Jumper	38
--------	----

K

Knurled Knob	20
--------------	----

L

Label Canada, Training must be Performed	38
Language package A, SW 7.10	52
Led Board	5
Led Cover	5
Left Hook	4
Loader	14
Loader Board	14
Loader Stepper Motor	14
Load Unload Tool	36
Log Book	25
LVDS cable for PC-104 Board 9375	30
LVDS cable for TX board	30
LVDS Cable New PC Board Old Display	30
LVDS-RX Board 3V3	18
LVDS RX TX Wire	30
LVDS-TX Board 3V3	18

M

Mains Cable Support	10
Memory Card Board	24
Micro Switch	14
Motor Stepper	17

N

Non Sterile Catheter	39
----------------------	----

O

Operators Manual CD ROW SW 6.xx	46
Operators Manual CD ROW SW 7.xx	44
Operator's Manual on CD SW 4.xx	49
Operator's Manual SW 4.xx	49
Operator's Manual SW 6.xx	46
Operator's Manual SW 7.xx	44
O-ring 2-008 Nitrile	8
O-ring 2-011	3
O-ring 2-029	5
O-ring, Pump Shaft	19

P

PC 104 Board	22
PC104 Board PCM 9375	22
PIB Board	24
Pinch Valve	20
Pinch Valves Flat Cable Ferrite Kit	32
Pneumatic Spring	28
Pod No 5 Assy.	12
Potential Equalization Conductor	32
Potential Equalization Conductor kit	10
Power Cord, Brazil	33
Power Cord, EU, 6A	33
Power Cord, EU 10A 7,5m	33
Power Cord, UK	33
Power Cord, US	33
Power Harness	30
Power Supervision Board Kit	25
Power Supply	25
Power Supply Battery Backup, 24V	25
Pre Blood Pump Scale	2
Pressure Transducer ARPS	18
Preventive Maintenance Kit	39
Prismaflex Comm. Prog Guide 6.xx	47
Prismaflex Comm. Prog Guide 7.10	45
Prismaflex Service Manual ROW 6.xx	46
Prismaflex Service Manual ROW 7.xx	44
Protective Board	24
Protective Earth Cables	32
Pump Crank	10

R

Remote Alarm Board	26
Replacement Scale	2
Retaining Ring Mounting Tool	37
Retaining Ring WA 12X22X4	19
Return Clamp Assy.	19
Return Pressure Port	13
Return Pressure Port Assy.	12
Right Hook	4

S

Scale Carrying Bar	2
Scale Mounting Plate	40
Scale Tube Clips	3
Scale Warning Labels	3
Scraper Ring	14
Seals Pressure Pod	8
Service Manual 4.xx	49
Service Manual CD ROW SW 6.xx	48
Service Manual CD ROW SW 7.xx	45
Service Manual on CD SW 4.xx	49
Signal Cable Harness Kit	31
Slave Pump Centering Tool	37
Slave Pump Rotors	4
Slave Pump Stepper Motor	19
SODIMM Ram Memory 256MB	22
SODIMM Ram Memory 512MB	22
Software 5.10 US upgrade kit	53
Software 6.10 upgrade kit	52
Software CD with 6.10	52
Software CD with 7.10	52
Software CD with SW 4.10	53
Software CD with SW 5.10	53
Spare Part Kit for Load Unload Tool	36
Speaker and Fan Assembly	16
Sticker Label English	38
Support for HP Holder	36
Syringe Clip 10ml	6
Syringe Clip 20ml	6
Syringe Clip 30ml	6
Syringe Clip 50ml	7
Syringe Clip 50ml - B.B. Perfusor	7
Syringe Clip Holder 10-50ml	6
Syringe Pump	16
Syringe Pump Control Buttons	32
Syringe Pump Holder Kit	39

T

Technical Data Card	39
Touch Screen Controller	15
Tube Clip Kit	3

W

Warmer Holder	36
Warning Sticker Kit (USA)	38

This page has been left blank intentionally

Gambro Lundia AB
PO Box 10101
Magistratsvägen 16
SE-220 10 Lund
Sweden
Phone +46 46 16 90 00
Fax +46 46 16 96 96
www.gambro.com



SIGNATURE PAGE

This document has been electronically signed by:

Date (UTC)	UserId	UserName
2012-11-26 10:13:26	dmadmin	dmadmin
Justification	Manual signature added to work around EMC case 18788914	
2012-11-26 15:41:26	seanqv	Qvarlander Anders
Justification	CN Version - Approved	
2012-11-27 10:13:03	dmadmin	dmadmin
Justification	Manual signature added to work around EMC case 18788914	
Justification		
Justification		
Justification		