

MiniMania UK

**Performance Products
and Accessories for
All Models of the MINI Cooper**

**Your ULTIMATE MINI shop
in the UK**



**FULL INSTALLATION SERVICE AVAILABLE
by our factory-trained technicians!**

**Special Offers
Expires March 15, 2005**



www.minimaniauk.com

January 2005

Welcome to



With the rapid growth of the MINI, an ever-increasing need for quality independent service and aftermarket product demanded the creation of Mini Mania UK. In 2004, three veteran MINI enthusiasts formed an association with the USA's Mini Mania to offer British customers high quality service and unsurpassed product value.

Mini Mania UK's founding partners, Adam McCollin, Mike Graves and Chris Dee, have extensive automotive experience in a variety of environments, including training by BMW as MINI technicians, and service as Formula One front line engineers. Our experience and dedication to the MINI serves as the foundation of our business. Our emphasis on customer service and satisfaction will serve as our guideposts for the future.

About Mini Mania USA

Mini Mania UK is an authorized affiliate of Mini Mania, Inc. of Nevada City, California. Long recognized in the United States as the leading authority on both the classic and modern MINI, the USA-based company entered into an affiliation with Mini Mania UK to commence increased service to the British MINI automotive market. Joining an existing affiliation with Mini Mania Japan, the California enterprise is rapidly developing a global presence in the MINI automotive marketplace.

Like many American entrepreneurial businesses, Mini Mania started over 30 years ago out of the garage of its founder, Don Racine. Growth came quickly as the company found a niche market servicing hard to find parts for the Mini brand in the USA. With the introduction of the BMW built MINI in 2002, Mini Mania took a leading role in the development of the aftermarket products for the USA market. Mini Mania is housed in a 30,000 square foot facility filled with an extensive inventory of parts and accessories - all of which are now available to you through Mini Mania UK.

Hill Street Industrial Estates
Unit 10
Cwmbran, Newport
Wales NP44 7PG

Tel: 44 (0) 1633-866865
Fax: 44 (0) 1633-866395
info@minimaniauk.com

We hope you will stop by for a visit. Enjoy a cup of coffee with us and a look around our shop. You'll find we share your passion for the MINI and will work to earn your trust as your MINI headquarters. We look forward to the opportunity of meeting you and your MINI in the near future!

Telephone: 44 (0) 1633-866865 FAX: 44 (0) 1633-866395 Email: info@minimaniauk.com

www.minimaniauk.com

Special Expires March 15, 2005

Mini Mania UK

Hill Street Industrial Estates, Unit 10
Cwmbran, Newport, Wales NP44 7PG

Business Hours:

Mon.-Fri., 8 a.m. to 7 p.m.
Saturday, 9 a.m. to 5 p.m.
Sunday, by appointment only

Telephone **44 (0) 1633-866865**
FAX line **44 (0) 1633-866395**
Email: **info@minimaniauk.com**

Prices in this catalog are current as of January 2005, but are subject to change without notice. All prices are listed exclusive of VAT tax of 17.5%.

Catalog NMP1001 £2.00

Shipping: By the least expensive way, usually First Class post or UPS, unless otherwise specified. All shipping costs are paid by the customer.

Core Charges: Some items require you to send your original item back to us. The price for the new item will state an additional core charge; to receive your refund of the charge, return the original item removed from your MINI to us, with a copy of your invoice.

Special Order Items: Special order items have a longer lead time for delivery, require prepayment, and are not returnable.

Returns: We at Mini Mania value our customer's satisfaction. We understand that sometimes the part you ordered may not always be right, and strive to make the return process as painless as possible. Items returned to us with a Return Authorization number (RMA) within 60 days of purchase will be refunded at the full purchase price, excluding shipping charges. Special order items, books, videos and electrical components may not be returned. For our full Returns policy, please visit our website.

Payment: We accept various means of payment: VISA, Mastercard, check or money order. Returned checks will be subject to a £25.00 service charge, plus additional fees if the check is not satisfied within 30 days.

Warranty: All parts are warranted against defects in material and workmanship. In most cases, warranty will not cover labour, failure of related components, failure from faulty installation or misuse, nor will liability exceed the cost of the original component.

About Mini Mania UK

With the rapid growth of the MINI, an ever-increasing need for quality independent service and aftermarket product demanded the creation of Mini Mania UK. In 2004, three veteran MINI enthusiasts formed an association with the USA's Mini Mania to offer British customers high quality service and unsurpassed product value. Mini Mania UK's founding partners, Adam McCollin, Mike Graves and Chris Dee, have extensive automotive experience in a variety of environments, including training by BMW as MINI technicians, and service as Formula One front line engineers. Our experience and dedication to the MINI serves as the foundation of our business. Our emphasis on customer service and satisfaction will serve as our guideposts for the future.

Now Order "24-7"

The new MiniManiaUK.com web site now allows you to order 24 hours a day, 7 days a week with total security. The web site includes technical descriptions and pictures of most products.

ULTRIK Mobility Kit

The run-flat tires on your car are very heavy, not always replaceable and extremely expensive to replace. If you want to switch to better conventional tires but are afraid of getting stranded with a flat, here's the answer. The Mobility Kit contains a 12v compressor and tire sealant. Simply fill the tire with sealant, re-inflate with the compressor and motor to the nearest location that can repair the tire. This type of kit is standard equipment on some BMW models. Fits out of sight in the boot storage compartments.

NMA4015 £39.00

Satisfaction Guaranteed:

All sales are guaranteed to satisfy your expectations or the product may be returned for credit. No returns of special orders, books, videos or electrical components. See our Returns Policy for more details.

ALL PRICES SHOWN ARE EXCLUSIVE OF VAT TAX

Special Expires March 15, 2005

www.minimaniauk.com

MINI Fun Stuff



The New MINI Book

This lavishly illustrated book analyzes the spectacularly successful MINI – heritage, the thinking behind a new-generation car, the BMW/Rover divorce, engineering the MINI for global sales, and speculation on future derivatives. With technical specifications, performance figures and prices. By Graham Robson. Hard-cover, 144 pages, £17.50

BOOK97

"Mini Cooper"



By Patrick Paternite. Witness the revival of the immortal Mini Cooper! The Classic Mini is the epitome of compact packaging and innovative engineering design: explore the development of the New MINI Cooper and learn how BMW paid homage to its ideal while creating a sophisticated, exciting, and practical new car. Softcover, 128 pages, £10.12

BOOK101

Stainless Hatch Strut Covers

The rear hatch on all new MINIs is indeed a very clever design and it is great to have total access through the rear of the car. BUT, the struts that hold the hatch open are big and since they stand out anyway, why not simply slip these chrome covers over the body of the strut to really dress it up!

NMA4031

Waterless Car Duster

Keep your car clean between washings with this special duster. 14-inch long re-usable soft cotton brush which lifts dirt off your car without damaging the finish. Simply shake the brush to clean – no rinsing necessary! Custom storage bag with velcro closure keeps the duster clean and protected.

NMA1042

Mini Mania Watch & Model

While you can't take your MINI with you everywhere, you can keep a reminder close to you with this high quality wrist watch from Europa. This battery operated watch carries the Mini Mania logo and will last as long as your MINI. Black synthetic wrist strap with silver face

– the perfect complement to the included 2" long silver and black MINI model


NMA8900

Motoring: Getting the Maximum from Your New MINI

By Gary Anderson and Don Racine
Published by Enthusiast Publications LLC, 2005
6x9 inches, softbound, 240 pages, over 100 color illustrations

The MINI Cooper and MINI Cooper S have been best sellers since their introduction in 2001. Based on the iconic little Minis that were popular in North America in the 1960s, the new MINIs have shown their owners that driving can be fun as well as practical.

But there's more potential in these little cars than has been realized by their designers. A broad range of products to improve power, handling, and performance has emerged in the automotive aftermarket. With only a small investment, the MINI owner can make his or her car a marvelous performer on the track and autocross course as well as on the street. Unfortunately for most owners, the choices to upgrade the MINI are almost overwhelming and the jargon that surrounds these products and their use is confusing, at best.



This new book was written in response to this situation. It demystifies both the process of upgrading the MINI and the techniques of driving well. In a sequence of four parts, the reader is shown how to buy a MINI, make changes that it a better performer on the road, then upgrade performance and handling for autocrossing and track days, and finally build a full-race version of the car.

In each section, aftermarket components are introduced in the order that makes the most sense to upgrade the car. As each component is discussed, the technology of how the MINI works and why the new component can improve its performance is explained.

In parallel with these technical discussions, the authors introduce and explain the techniques of how to drive the MINI safely and well. In addition to standard street driving techniques, the authors discuss techniques for driving on autocross courses and race tracks, with particular attention to the unique

Be the first to have and read! Taking orders for delivery in 30 days!

BOOK45

FULL SERVICE SHOP

Mini Mania UK's staff are fully trained BMW MINI technicians and provide expert repair service meeting BMW's high standards of excellence — at independent cost-saving prices!

Mini Mania UK is your specialised authority for MINI service. Our technicians are fully trained BMW MINI technicians and provide expert repair service designed to meet BMW's high standards of excellence - all at independent cost-saving prices! Mini Mania UK continues to invest in the latest high-tech analytical and test equipment needed to meet the diagnostic requirements of today's technologically sophisticated automobile. Our repair technicians are fully trained and qualified to perform service and repairs on the complete range of MINIs that will leave the factory warranty intact. You are assured of quality service backed by specialised equipment and technicians that know your car from the inside out! While the factory dealer will remain the principal entity responsible for the factory warranty, Mini Mania UK is your source for quality service for the life of your MINI.

Special Services

MINIs have a long history of customization and personalized product additions. Mini Mania UK provides an entire range of products that will create the MINI that is uniquely yours. With our affiliation with Mini Mania as well as other specialists, you'll find Mini Mania UK able to offer an extensive range of products including electrical, mechanical, body kits and interior trim products, and including diesel upgrades and the fitting of dual controls.

Mini Mania UK offers discounted insurance rates for its customers, with a special emphasis on modified cars to

MINI Service Manual, '02-'04 for USA Models



This service manual for the new MINI Cooper and MINI Cooper S by Bentley Service Publications is a comprehensive source of service information and specifications for US MINI Cooper models from 2002 to 2004. The aim throughout this

manual has been simplicity, clarity and completeness, with practical explanations, step-by-step procedures and accurate specifications. Whether you're a professional or a do-it-yourself MINI owner, this manual will help you understand, care for and repair your car.

BOOK107



ensure that the MINI owner is adequately covered for the additional value of the vehicle. You'll find we supply and fit satellite navigation systems ICE, alarms and telephony products or bespoke interiors in both leather and Alcantara with personalized logos in the seats. It's all here at Mini Mania UK, your new source for MINI service and accessories.

ALL PRICES SHOWN ARE EXCLUSIVE OF VAT TAX

Special Expires March 15, 2005

www.minimaniauk.com

Telephone: 44 (0) 1633-866865

FAX: 44 (0) 1633-866395

Email: info@minimaniauk.com

Special Expires March 15, 2005

www.minimaniauk.com

Accessories

Ultimate Leather Armrest with Storage

This comfortable armrest is easy to install and looks great in your New MINI. Attaches easily to the center console while still offering ample access to the handbrake. Retractable Italian leather pad with a small storage compartment beneath. Compartment houses a retractable cup holder, and the entire armrest assembly can be "flipped up" out of the way when not in use.

- NMM4016 Charcoal grey w/black base £69.00
 NMM4016/BLK Black w/black base £69.00
 NMM4017 Charcoal grey w/silver base £69.00
 NMM4017/BLK Black w/silver base £69.00
 *Charcoal Grey matches factory "Panther Black" interior

Glove Box Organizer

Our unique organizer doubles the usable space in your MINI's glove box with a simple but ingenious design. Five separate compartments up to 25 cm wide organize items of a variety of sizes and prevent them from falling out when the glove box door is opened. Installation is simple with no tools required.

- NMM4101R for right-hand drive MINIs £21.00
 NMM4101 for left-hand drive MINIs £20.00

Center Console Organizer

The center console area of all MINIs is elegant indeed but also has a lot of wasted space. Our custom console organizer complements our best-selling glove box organizer (above). Holds everything from mobile phones and wallets to your sandwich for lunch.

- NMM4102 £39.00

Interior Convenience Kit

Get the best of all worlds for the interior of your MINI and save money at the same time. Our Convenience Kit includes our best-selling items: Leather armrest with storage compartment, glove box organizer, and center console organizer. Armrest comes in charcoal grey leather with black or silver base.

- NMM2000 Black base (as shown) £119.00
 NMM2002 Silver base £119.00

Easy-Pull Seat Straps



NMI4130

Tired of reaching into the car to pull the rear seats upright? These ingenious pulls will give your back some relief. Simply remove headrest to install the pull and you're done! When not in use, the straps secure themselves to the back of the seats with hook-and-loop tape.

- £12.12

Interior Handling Kit



This special 'handling' kit for the interior of your MINI will help handle all your needs for storage and convenience. Kit includes glove box organizer, center console organizer and rear seat straps.

Great combination at a great price!

- NMK2005 £69.00

Mud Flaps



Factory original rear mud flaps for all your MINI needs. Fits all years and models except those with factory AERO kit. Easy to install and great looking these rubber flaps will not only the car behind you like them but every time you have to clean the back of your car you will appreciate how much dirt and grime is kept off. Complete with easy to follow instructions.

- NMX8101 £20.00



And if you want to keep your rockers clean and help avoid the stone chips down the side of your MINI, you should also consider these OEM front mud flaps

- NMX8100 £20.00

Bonnet Strips


Carry on the racing heritage of the MINI with a set of classic bonnet strips. Long strips are made to be placed as short strips are placed more toward the center of the bonnet – in traditional Mini Cooper style!

- NMX4050 White, long £19.00
 NMX 4050 White, short £19.00
 NMX4051 Black, long £19.00

John Cooper Signature

Put the tuning master's signature on your MINI bonnet strips! Computer precision cut vinyl decals. Strong adhesive – application is very easy. Size 6" x 2.75". Comes in black, priced per pair.

- NMX4061 Black £10.98
 NMX4065 White £11.58



Accent Chrome Trim

Nothing makes a car look classier like chrome trim. All of these very easy to install bits will dress up the interior to both add class and personalize your MINI.

- NMA1020 DashBoard Vent Rings * £25.00
 NMA1021 Radio Trim Rings * £31.00
 NMA1022 Loudspeaker Rings * £45.00
 NMA1023 Tweeter Loudspeaker Rings * £24.00
 NMA1024 Center Vent Ring * £25.00
 NMA1025 Hazard Warning Ring * £31.00
 NMA1026 Heater Control Knob Ring £44.00
 NMA1027 Speedometer Ring * £36.00
 NMA1028 Tachometer Ring * £31.00
 NMA1029 Switch Panel Rings * £59.00
 NMA1030 Gearshift Ring * £41.00
 NMA1043 Center Dash Vent Ring £31.81
 NMA1044 Front Ash Tray Trim £55.37
 NMA1062 Climate Control Display Ring £28.00
 NMA1063 Vent Center Buttons (set of 4) £36.00
 NMA1064 Tum Signal/Wiper Stem Cap £29.00
 NMA1066 Door Lock Pins and Surrounds (pr) £40.00
 NMA2014 Door Lock Rings Only (pair) * £17.05
 NMA9000 Console Trim Bars £229.15
 NMA9001 Air Bag Trim Ring £116.65

Chrome Trim Kit

Includes all items marked with * above. Accessorize your interior in one convenient step and save!

- NMK2001 £350.00



Navigation Chrome Trim



If you're adding chrome trim to your MINI's interior, don't overlook the satellite navigation system! The kit consists of two separate pieces covering the upper and lower portions of the nav screen. Shown with optional chrome ring, NMA1012.

- NMA1041 £44.00

Rear Cupholder Ring

- Chromed aluminum ring.
 NMA1018 £29.05

Chrome Shift Knob

This 2 inch diameter chromed brass knob is just the right size for smooth shifting. Looks good with any interior!

- NMA2005 £25.00

Navigation Trim Ring

Chrome Bezel for Main Satellite Navigation Navigation Screen.

- NMA1012 £75.00



GIFTS AND GADGETS



MINI Keyring

What better way to hold your MINI keys than this MINI Logo key chain. Braided steel ring with barrel clasp.

NMA6012 £7.10



MINI Keychain

A great gift idea for the discriminating MINI owner, or for any MINI fan. Solid metal New MINI on a leash!

NMA6013 £10.64

Mini Wings Keyfob

Genuine British black leather with MINI metal wings.

FOB20 £4.15



BMH Mini Wings Pin

The official 'Mini Wings' design, approved by British Motor Heritage.

PIN45 £2.13

MINI Wings Lapel Pin

Be proud and show your loyalty with this classy 1-inch wide MINI Logo Lapel Pin. A great gift idea for the discriminating MINI owner, or for any MINI fan!

NMA6011 £2.14



1-Inch Enamel MINI Pins

PIN46/BLACK £2.31

PIN46/GREEN £2.31

PIN46/RED £2.31



New MINI Mugs

Start your day out right... drink your first cup of coffee in the morning while contemplating an image of a New MINI Cooper! Hefty ceramic mugs in your choice of styles.

NMA6001 Mini Mania £5.50

NMA6002 Mini Challenge '01 £5.50



NMA6001



Mini Mania Logo Keyfob

If you love your MINI, then you need this stylish chrome key chain with the Mini Mania 'Mini' logo. A great gift idea!

NMA6010 £19.95



Static Cling Window Decals

Static cling window stickers get the message across without adhesives; infinitely repositionable. Great fun for both you and your fellow motorists! Approx. 9 x 2 inches. Choose from six styles.

NMA9010 "Supercharged Ride" £1.00

NMA9011 "Superchd Adventure" £1.00

NMA9012 "Stop Drooling" £1.00

NMA9013 "No Photos Please" £1.00

NMA9015 "Cooper Adventure" £1.00

NMA9016 "Cooper Oomph" £1.00



MINI Cuckoo Clock

Not a cuckoo, but a MINI shoots out of its garage at the top of the hour, with a revving of an engine and a toot of a horn. The clock face has the look of the MINI speedo. Light sensor turns the sound off at night.

MS667 £66.85



"Cooper Only" Parking Sign

This sign is surely NOT legal to post in front of your house but it sure would be fun to have in your garage or the fence of your driveway. This large metal 9"x12" sign has red letters on a white background.

SIGN07 £11.25



NMA6002

Performance Exhaust system

Mini Mania exclusive - performance, looks and quality from the industry leader. Engineered and built to get the most from your MINI whether it be



stock or fully modified! The look of "S" performance on your MINI is an added benefit from our design providing maximum air exhaust air flow. The twin rear side outlets allow you to have the look of an "S" while maximizing performance of your MINI. The system is built of 304 stainless steel and carries a lifetime warranty! The system is a direct replacement of stock that uses the original hangers, etc.

NME1016 (Copper) £445.00

NMM2001 (ONE) £435.00

Throttle Body Upgrade


More power and smoother acceleration for your MINI! The ULTRIK Throttle Body upgrade (54mm compared to 50mm) allows more air to flow into the engine for improved combustion, resulting in more horsepower and torque throughout the RPM range. You will also enjoy improved throttle response for better 'all-around' drivability (Cooper & One).

The ULTRIK Throttle Body upgrade has been expertly developed to provide maximum airflow while still maintaining air velocity. Airflow is increased throughout the entire throttle range with a 15.7% flow improvement at wide-open throttle. Precision machined nozzle maintains high air velocity while the angle machined throttle plate ensures precision fit at closed throttle position.

NME6051 £360.75*

NME6050 (Cooper S) £360.75*

* Plus refundable core charge of £100



Exhaust Manifold

The ULTRIK Performance Exhaust Manifold with high performance, high flow EPA approved catalytic converter. This unit improves the performance of your MINI Cooper or Cooper S most noticeably in the mid RPM range, with a very measurable increase in torque. The graph below from a computer dyno shows improvement in HP from about 4300 RPM, and torque improvements from about 3800 RPM. Maximum HP and torque is up over 7%.

Made of polished stainless steel, with 4 into 2 into 1 design, this header features equal length primaries and is threaded for oxygen sensors. Easy to install as a direct replacement for the stock unit with no modifications necessary, which means it can be installed for a weekend of performance driving and then removed just as easily. Fits Cooper and Cooper "S".

NME1004 £395.00



Ultimate Air Flow Stage kit

Getting the maximum amount of air into an engine and back out is what engine performance is all about and the MINI engine can use all the help it can get. Two of the major restrictions in our standard Cooper and MINI

One models is the size and design of the throttle body (TB) that control the air into the fuel injection system and the exhaust system. The exclusive Mini Mania Throttle body will increase the airflow by over 15%.

This tremendous increase in flow can be now be better utilized when combined with the Mini Mania new rear outlet exhaust system. The system upgrades the rear look of the MINI to that of the "S" models. Not only does the airflow

improve but the sound from the system is just the right balance of show off performance with peace of mind while touring! And the addition of only exhaust header designed for the street with the real experience of racing, the Mini Mania exhaust manifold will provide the absolute maximum air flow and performance while retaining a catalytic converter.

NMMK1003 £1095.00

Price including Installation £1145.00

Price including Installation £1145.00

Price including Installation £1145.00

Price including Installation £1145.00

Price including Installation £1145.00

Price including Installation £1145.00

Price including Installation £1145.00

Price including Installation £1145.00

Price including Installation £1145.00

Price including Installation £1145.00

Price including Installation £1145.00

Price including Installation £1145.00

Price including Installation £1145.00

Price including Installation £1145.00

Price including Installation £1145.00

Price including Installation £1145.00

Price including Installation £1145.00

Price including Installation £1145.00

Price including Installation £1145.00

Price including Installation £1145.00

Price including Installation £1145.00

Price including Installation £1145.00

Price including Installation £1145.00

Price including Installation £1145.00

Price including Installation £1145.00

Price including Installation £1145.00

Price including Installation £1145.00

Price including Installation £1145.00

Price including Installation £1145.00

Price including Installation £1145.00

Price including Installation £1145.00

Price including Installation £1145.00

Price including Installation £1145.00

Price including Installation £1145.00

Price including Installation £1145.00

Price including Installation £1145.00

Price including Installation £1145.00

Price including Installation £1145.00

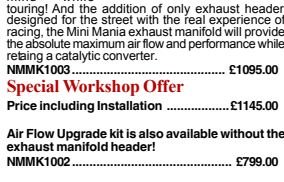
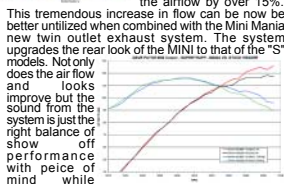

Price including Installation £1145.00

Price including Installation £1145.00

Price including Installation £1145.00

Price including Installation £1145.00

Price including Installation £1145.00



Telephone: 44 (0) 1633-866865

FAX: 44 (0) 1633-866395

Email: info@minimaniauk.com

PERFORMANCE PLUS

How to choose the right sway bar for the MINI?

The stock MINI has been designed with performance in mind and indeed does very well in most applications. The MINI is a front wheel drive modern car and as such does handle extremely well in stock form. But, as is the case in all mass produced modern cars, compromises are made to car for everyday use by the everyday driver. All modern cars even those with extreme horsepower and rear wheel drive are designed to have a certain amount of "understeer" when driven off the show room floor. It is a fact that the mind of the insurance companies and thus the manufacturer that a car that understeers will leave an inexperienced driver in less trouble than one that spins like a top when you get in over your head. As the MINI is front engine and front wheel drive not has to be done to it to make it understeer or "push" in a corner when driven hard. But in the spirit of performance the MINI does come equipped with stock with sway bars.

The simply way to look at a sway bar is to first realize the first principle of use of the bar is to control body roll. While this body roll could be controlled with stiffer springs (a go kart has no springs and thus no body roll) in a street production car in order to keep the ride comfort reasonable a sway bar is used to control roll rather than springs. The secondary result of this roll control is a transfer of load on suspension/tires. Thus if your car has a tendency to understeer (push) you install a rear bar to actually induce oversteer, thus trying to achieve a balance point to rear. We actually are doing the opposite of what most people think. If the front end is too tight and thus pushing we actually make the back end looser to offset the front. Now as you can image this requires a lot of balance to get the correct combination of front and rear to have a car that handles the way you like it. While the factory has done a nice job in determining this balance remember two things, the factory setting is a compromise and "the way you like" are the critical aspects you have to adjust. From a "compromise" point of view we need to consider the experience of the driver and the intended use of the car. You will find even on the most sophisticated race cars that this

balance will change from driver to driver. This is due to experience, skill and technique. The best drivers have a car that is right on the edge all the time! If you really think about the fact that in order to compensate for a car that pushes you have to loosen up the rear you can understand that this too is a compromise: to make the front end react better we make the rear worse. (and vice versa if the car is oversteering) If you take this to an extreme you can see that you see that ever increasing the front or rear and then compensating with the opposite end will result in a car that is like a Go-cart and thus will never work as one with a working suspension system. As you tighten the car up the system gets to a point where it is never in play only the body roll! Not good! As a short side note I can remember 25 or 30 years ago when I was racing one of the classic Minis and found that my lap times got significantly better when I raised the suspension and softened it up, allowing the suspension to actually help!

So the real bottom line secret is balance too much can be just as bad as not enough. The main reason sway bars are adjustable is that not only is skill and experience a big variable but also is driving style. Some drivers like myself want a car with trialing throttle oversteer, some like to push just the corners of cornering, some people brake early into a corner, some brake late. You can see the number of variables are almost unlimited. When you install a system that is close and allows some adjustment you can typically make it perfect!

As the stock "S" has a very hefty front sway bar, we find the most popular upgrade is the simply replace the stock fixed bar with our infinitely adjustable version. The bar itself has a slightly bigger diameter which given the same length pivot arm will make the rear stiffer inducing oversteer and thus reducing the effect of the natural understeer of the MINI. The adjustment range allows you to actually increase understeer at one extreme and add enough oversteer at the other end of adjustment to easily achieve "trailing throttle oversteer"! Not only is this a fast way to drive it is still very safe. Remember the principal of "trailing throttle oversteer" is that you off the gas, the rear end of the car begins to rotate (gentily). This allows you to quickly again get on the

Rear Lamp Trim



Here is an rarely seen option for the rear of your MINI. Add a bit of chrome regardless of the lens/light you have chosen. Look good as you leave them in your dust! Chromed plastic.

NMA1236 £49.00

Smoke Tail Lamps

If you like style, these tail lights are for you. The clear lens is replaced with a special smoked lens to give these lights the "black out" look. This rear light assembly is a bolt-on replacement to the factory units. Sold as a pair.

NMA3028 £217.42

Louved Tail Lamps

Although the New MINI model, never before considered common, most of us still want to be sure that our special car continues to be special. Our European style tail lights are easy to install, have all the legal colors, and add a distinctive look. Fits 2002 through 2005 models.

NMA3036 £123.61

Brass/Leather Handbrake Grip

Enhance your interior with this quality chromed solid brass and leather parking brake handle. This replacement handle looks and feels great with a soft leather grip. Upgrade now! Professional installation

recommended.
NMA1036 £22.00

Fog, Reversing, Signal Light Trim Kit

For those who really like to show it off, this is the best deal on the net. Lots of chrome and easy to install. Add a bit of chrome to all your auxiliary lights: turn signals, fog lights, and reversing light. Five pieces, chromed plastic.

NMA1235 £29.00

Boot Lid and Number Plate Covers



If you really want to accent the rear of your MINI then you will need to have these chromed plastic trim pieces.

Boot lid and number plate surround are sold separately, but look great together!
NMA1232 Number plate surround £40.91
NMA1233 Boot lid trim £29.00

Side Repeater Vents



The side lamp trim on the front fenders of the MINI are a big part of the looks of your car. These chromed plastic marker vents are a direct replacement for the boring stock ones. Sold in pairs, lens and lamp not included.

NMA1238 Flame style £29.00

NMA1239 Mesh style £29.00

Chrome Side Repeater Vent

Chrome Side Vent Grilles completely replace the side repeater lenses and bulbs. Transform the look of your MINI

NMA3032 £208.43

'Jewel' Side Marker Lamps

If you are tired of the normal looking side marker lamps this is a great alternative. Direct replacement for the original and provide a crystal/jeweled look!

NMA3038 £18.00

White Side Repeater Lens

The stock turn signal side repeater lamps in the MINI Cooper are orange colored, which can present a strange contrast of your car. These special lamps have a white lens but still retain the obligatory orange lamp inside. Easy to install! Priced each, two required per car.

NMA3039 Replacement bulbs, ea. £12.00

Alloy Handbrake Grip

Factory option. Looks great and easy installation.

NMA1032 £63.35

Solid aluminum gas cap door!

The ultra high quality of this Italian designed and manufactured piece will absolutely benefit the high BMW/MINI look and feel that we have grown to expect. While you are sure to find cheaper alternatives, the quality and looks of this piece will charm even the skeptics. Very highly polished look retains the stock internal factory locking system while providing a very exotic look!

NMX1055 £99.00

EXTERIOR CHROME

Chrome Bonnet Scoop

The front bonnet scoop is one of the more distinctive features of the 'S'. If you don't think it stands out enough, then you are sure to want to replace it with this VERY bright chrome bonnet scoop!

NMA1100 £292.01

Chrome Trim Kit

Chrome has always been considered a step up from plain and the MINI is no exception. The vertical post of the door glass can really benefit from these easy to install chrome accessories.

NMA1105 £59.00



Stainless Mesh Air Intake Grilles

All models of the MINI have dull looking black plastic air vents just below the windshield. Our stainless mesh grilles are a direct replacement that snap into place. The stainless material will not rust and almost looks like chrome!

NMA1067 £75.00

Chromed A/B/C Pillar Covers



This is the greatest in quality and elegance! If you want to look good from every angle, this is your best option. Six-piece set covers all vertical pillars with chromed plastic - looks like metal.

NMA1237 £45.00

Stainless Pollen Bezels

Stainless bezels for the intake vents below the windshield, simply install with a small amount of silicone. Priced per pair.

NMA1000 £39.00

Hood Air Intake Vents

If you like the snap that chrome adds to the look of your MINI, you'll want to add this item! These chrome plastic grilles are a direct replacement for the stock units, and look great with any color MINI.

NMA1221 £45.00

Stainless Front Mesh

The 'S' model MINI has a rather plain secondary lower grille. If you want to add a real touch of class then this stainless steel version is the best answer.

NMA1104 £59.00

Washer Jet Covers

Chromed plastic, pair.

NMA1019 £16.21



Antenna Bezel w/Washer Jet Covers

It's all in the details! This great looking set of chromed plastic windshield jet covers (not shown) and antenna bezel is easy to install and worth the very little effort.

NMA1240 £15.00

Stainless Side Trim



If you have seen it all, then look again! This four-piece side trim kit looks so good it should have been included by the factory. Pure stainless steel of the highest quality.

NMA1241 £79.02

Chrome Boot Trim



The rear hatch on the MINI lifts up reasonably high for easy access. But this same feature also makes the edge prone to nicks and scratches. A good way to protect it AND add great looks is to add this simple chrome strip along the bottom edge.

NMA1102 £44.00

Stainless Rear Grilles

The rear of all 'S' models of the MINI have two black mesh grilles below the rear bumper. These stainless steel mesh grilles are easy to install replacements, and they will add a distinctive high class look to your already great MINI.

NMA1101 £49.40

Chrome Door Handle Cups

Protect your finish and improve your MINI's appearance with these high quality chrome door handle inserts. Avoid scratching your paint when reaching for your door handle and add a touch of class to your MINI's exterior.

NMA1230 Pair £25.00



throttle and pull yourself very quickly through the turn. (Feels great even talking about!)

If you are planning on running your MINI on lots of track events, even if only track days, with real sticky tires then a little more control may still be beneficial. Remember you will give up some road comfort but increasing the front sway bar from stock is your next option. But of course in order to maintain that balance you will also need to further upgrade the rear bar! Balance, balance, balance, compromise, compromise is what it is all about. Our many years of experience has taught us how to set up a front wheel drive to get the most of any situation.

The detail answer to anyone asking the question "How to choose the right sway bar for the MINI?" is that for everyday enthusiastic driving and occasional track use our fully adjustable rear sway bar NMS2002 is the absolute best option! Easy to install and allows you to balance the car like a professional. PS-1 would also suggest that you would benefit from lowering springs and uprated shocks at the same time (NMK1009), but not critical as you will still feel a big benefit from the balance you can achieve. As a starting position I found that setting the arm about 2" from the rear is ideal.

If you are not as concerned about road comfort and want to get the max from your MINI then our very heavy duty front and rear sway bars are the best option. Remember that when you stiffen the front you will need to also change the rear to maintain balance. The NMS2004 is the front bar and the NMS2007 is the rear. Either of the rear bars are reasonable easy to install (a full car lift is extremely helpful) but the front bar should only be attempted by an experience mechanic with a lift, heavy duty jacks, etc. And at this point in your handling development program I would also suggest that you should probably upgrade the shock/springs to 'coil-overs' that allow not only an uprated shock but a choice of springs rates and a easily adjustable ride height!

Mini Mania/Koni Shocks and Springs

Our Special Offer kit makes tuning your suspension a real simple task. When you add the quality of KONI with the performance insights of Mini Mania you get a shock/spring package that improves an already great car into a real drivers car.



Upgrade your MINI suspension with KONI adjustable shocks for improved ride control and improved handling. KONI has long been a leader in performance shock technology. Fits all Cooper and Cooper S.

Why change your springs?

Performance minded drivers want the best they can get! The factory set-up is very good but is still a compromise for absolutely all drivers, even those that will load 4 adults and only ever drive to the theater. Mini Mania has many years of experience in performance tuning and this expertise has now been applied to the new MINI. Our exclusive Spring Kit lowers ride height approximately 30mm (15mm from Sport Suspension) providing improved handling while retaining excellent ride quality. Spring rates have been optimized but are similar to factory rates.

Fits all MINIs including ONE, Cooper and "S" with build date March 2, 2002 and later.

NMK1009 £495.00

Special Offer

Price including Installation £495.00

ULTRIK

Rear Control Arms



Mini Mania Control Arms are race tested and are the only ones approved by Grand Am. Set consists of four adjustable control arms, heim jointed and threaded for quick and accurate adjustment of rear toe and camber. A must for cars used for track days and autocross, as well as a plus for street cars lowered with shorter springs or coilover systems.

NMS5010 £249.00

ULTRIK

Adjustable Rear Anti-roll bar



Designed for the enthusiast who needs a greater range of handling adjustability the new Mini Mania Adjustable Rear Anti-roll bar features slider links that allow for quick and easy adjustability for street and track driven Minis. This 19mm bar can be used to balance the chassis and eliminate the understeer inherent in a front wheel drive design. Premium quality, all hardware and instructions are included. A Mini Mania exclusive for the Cooper and Cooper S.

NMS2002 £125.00

ALL PRICES SHOWN ARE EXCLUSIVE OF VAT TAX

Special Expires March 15, 2005

www.minimaniauk.com

Page 7

Telephone: (44) 01633-866865 FAX: (44) 01633-866395

Email: info@minimaniauk.com

Special Expires March 15, 2005

www.minimaniauk.com

Page 18

Technical

Optimizing the charge temperature of the MINI motor!

The current generation of the MINI Cooper "S" uses the tried and proven technology of a mechanical compressor (Super-charger) to force more air and fuel into the combustion chamber. All this effort is done simply to boost the performance of a small displacement engine, resulting in improved power to weight ratio than could otherwise be attained. It's all a great compromise of technology potential and manufacturing practicality to produce an end result that also compromises performance and general public appeal. The MINI is a shining art of 'compromise' - not that it is bad, it is just a compromise. The engineers involved in the design of the EATON Supercharged MINI Cooper S did a marvelous job of packaging their unit in the tight confines of the engine bay. The venerable Eaton M-45 is a cut down version of their M 62 first featured in the early Buick V6's. This is a roots design used on many new cars since it was introduced in the late 1980's on the Ford 5.0L Coupe. It is a fine unit for mass production on engines with five to six pounds of boost. Above that it makes excessive heat, especially when you exceed several pounds of boost. When that much heat is generated in the forced induction process, it is mandatory to use some sort of charge cooling. The MINI's stock boost level is about ten pounds and uses an air-to-air intercooler based on the BEHR design. This keeps the accountants happy because it is inexpensive, but is very inefficient limiting the potential performance of the MINI with stock boost. The number of MINI's with smaller diameter supercharger pulleys which significantly increases boost is now in the low four figures creating a critical need for a more efficient cooler.

Compressing gases by nature creates heat, and is no different with a supercharger. In the MINI, the super heated gases from the supercharger passes through the inefficient intercooler and the residual heat enters the combustion chamber. Since air expands when heated, the oxygen content of the intake charge is reduced, resulting in a lean condition which elevates the combustion temperature, greatly increases the potential for engine knock and detonation. The computer detects the high exhaust gas temperatures and goes into a 'preservation mode' which increases the fuel delivery and retards the timing in an effort to reduce the temperatures. The net effect is reduced power output!

Reducing the intake charge temperature with a more efficient intercooler has several benefits:

1. Increases the density of the intake charge resulting in a more powerful combustion.
2. More complete combustion with lower temperatures creating more power.
3. Reduces the need for the computer to retard timing and increase fuel delivery, minimizing this power reducing 'preservation mode'.
4. Reduction of engine operating temperature increases longevity of the engine.

Typically, the magnitude of the increase will be between 10 and 20% for the average (street) boost pressures.

Increased performance is achieved by compressing the mixture or 'forced induction' but the gains are compromised by heat. The factory understood this and installed an 'intercooler'. But space limitations and cost considerations resulted in the 'less than optimum' stock air-to-air intercooler.

An 'ideal' air-to-air intercooler will have the following characteristics:

1. High volume of airflow across the cooling elements.
2. Availability of corresponding exit path for the airflow.
3. Minimal pressure drop within the intercooler and associated plumbing.
4. Located away from heat sources such as the engine or exhaust manifold.

Compromises had to be made to fit an air-to-air intercooler in the MINI in a cost effective manner. The intercooler design on the MINI has several drawbacks:

1. Located directly over the engine - the biggest source of radiated heat in the car.
2. Minimal airflow resulting from a small hood scoop.
3. Minimal exit path for the airflow due to the engine and its components.

In the ideal world (critical for racing applications) a very efficient air-to-air intercooler is mounted in the front of car in maximum airflow to ensure maximum reduction of charge temperature. An intercooler at this location can work for extended periods of time at maximum efficiency. This is not a cost efficient solution for the MINI because of the additional plumbing required (with associated pressure drop), and the modification necessary to fit an adequate sized intercooler in the tight confines behind the bumper.

Stormshield Car Covers

'Stormshield' is the ultimate all weather fabric, and the only fabric we recommend for snow or icy conditions. This ultra-high tech fabric is also a great cover for lighter weather. This custom fit cover looks good and stores easily when it's not protecting your new MINI.



NMA1001 Grey	£115.00
NMA1001BL Blue	£110.00
NMA1001R Red	£119.00

Cotton Covers

Our soft brushed cotton custom fit car cover will keep your MINI clean and protected; great for cars stored indoors, or outdoors in mild climate areas.

NMA1002 Black	£100.00
NMA1002BL Blue	£100.00
NMA1002R Red	£100.00
NMA1002GR Grey	£100.00

Coverbond4 Cover

Coverbond4 is a four layer breathable and water resistant material, providing additional protection from cracks, dings and scratches. Grey color.

NMA1004	£79.00
---------------	--------

Tyvek Cover

White Tyvek custom fit covers offer good protection with a lightweight, tough, and very water resistant material. Protects your paint and keeps interior cool.

NMA1003	£79.00
---------------	--------

MINI Sunshades

Our custom fit sunshield will keep your interior cooler and help protect your dash from sun damage. Easy to use with sewn-in Velcro straps for easy storage.

NMA1010	£24.00
This insulated and reflective UVS-100 sun-shade is custom fit for your new Mini (with MINI logo) and folds easily for storage. Storage bag included.	
NMA1009	£39.00



NMA1052

NMA1058

NMA1051

Carbon Fibre Exterior Trim

Carbon Fiber has long been recognized as the strongest yet lightest material available for use in race cars. Now you can add a touch of the ultimate technology to your MINI!

NMA1051 Bonnet scoop	£191.04
NMA1052 Mirror covers	£126.47
NMA1058 Door handle cups	£101.17

Chrome Mirror Covers

Add a shiny new accent to the exterior with these classy looking Chrome Mirror Covers. Eye catching addition, yet blends in nicely with your other exterior chrome trim pieces. Quality design ensures an accurate fit. Easy to install with no drilling necessary. Sold as a pair.



NMA1201 Right-hand drive MINIs	£66.96
NMA1200 Left-hand drive MINIs	£66.95

Mirror Caps



The side view mirrors on the doors of the MINI work great and this is primarily due to their large size. As big as they are they also offer an opportunity to make a statement! These simple to install mirror covers are held in place with 3/4" double backed tape; they fit perfectly, protect the stock mirror, and look fantastic! Lower cost, easier to install option for NMA1210. For left-hand drive (US) cars only.

NMA1250 Union Jack	£70.95
NMA1251 Carbon Fibre look	£48.26



Mirror Bras



Black vinyl outer and soft cotton inner makes these mirror bras the best choice to protect your mirrors from rocks, road tar, etc. Elastic band outer edges makes for snug fit while the Velcro strap insures the bra will stay put even at high speeds. Cooper and Cooper S.

NMA1015 Black	£16.98
---------------------	--------

NMA7015C Carbon look	£18.18
----------------------------	--------

Mirror Trim Rings

If you choose not to install our chrome cover for the back of the mirror, perhaps this chrome trim ring for the front of the mirror is more to your liking. Chromed plastic, sold in pairs only.



NMA1205	£45.00
---------------	--------

Union Jack Mirror Covers



Add that touch of 'something extra' to your MINI. Hand painted design - not vinyl - ensures long-lasting good looks. These mirror covers are direct replacements for stock to guarantee a perfect fit. This item requires a £50 core charge, which will be refunded when you return your original mirror covers to us.

NMA1210	£216.45
---------------	---------

Plus £50 core charge; see Page 23

Telephone: 44 (0) 1633-866865 FAX: 44 (0) 1633-866395 Email: info@minimaniauk.com

ALL PRICES SHOWN ARE EXCLUSIVE OF VAT TAX

EXTERIOR UPGRADES

Solid Aluminum Fuel Lid Door

The ultra high quality of this Italian designed and manufactured piece will absolutely benefit the full BMW/MINI look and feel that we have grown to expect. While you are sure to find less expensive alternatives, the quality and looks of this piece will charm even the skeptics. Very highly polished stock retains the stock internal factory locking system while providing a very exotic look!

NMX1055 £99.00

Fuel Cap Conversion

Upgrade your Cooper fuel cap to the stylish S fuel cap. The chrome cap clips up to allow access to the stock fuel cap. Direct replacement with no drilling necessary. Fuel collar comes primed grey ready to paint black or color matched to the body.

NMX1050 £52.00

Chrome Fuel Filler Cover

Here is a sharp-looking chromed plastic fuel filler door to dress up your MINI. Designed after racing fuel caps with a multi-piece look, with a subtle flame design in the center.

NMX1057 £22.64

Venturi Hood Scoop

This Venturi Scoop is a functional upgrade to the factory hood scoop, designed to improve the 'ram effect' forcing more air to the intercooler. Increased air flow into the hood scoop improves the intercooler efficiency thereby lowering the inlet temperature, which in turn equals more horsepower (or fewer 'lost horsepower' due to heat). Carbon fibre look; easy installation.

NMX1310 £95.78

MINI Power Steering Cap

Dress up your engine compartment with this nicely polished cap for the power steering reservoir.

NMX3050 £42.12

Chrome Fuel Cap Ring

The Cooper 'S' has a chrome recessed fuel cap. The outer edge of this recessed area can now look sharp with the addition of our easy to install chrome ring!

NMA1065 £49.00

Driving Light Covers

Most of us drive our MINI more in daylight than at night and thus are not using our regular headlights, let alone our factory driving lights. The best way to protect them while adding a real high tech look to your MINI is with the use of these snap on covers. Easy to store when not in use and a ultra lightweight!

NMA1260 Carbon Fibre look £28.78

NMA1261 Chrome look £30.55

Driving Light Covers

Keep your factory lights looking good for miles and miles. Our driving light covers are lined with cotton and look good and fit great. Sold as a pair.

NMA7016 £12.50

NMA7016C Carbon look £15.99

Sunroof Wind Deflector

If you're tired of the wind noise when your sunroof is open, here is your solution. This wind deflector is designed to smooth air flow over an open sunroof to minimize wind noise. No tools necessary for installation!

NMX1100 £29.69

MOMO Shift Knobs

These anatomic shift knobs are hand crafted in Italy and feature the highest quality materials. Choose from styles below.

NMA2002 Race Air Leather £57.98

NMA2004 Super Anatomic/Zebrano £50.51

Miniature Antenna

Streamline your MINI with this great looking miniature antenna. The small size decreases your chance of breakage, while retaining reception quality. Simply screws into your existing base. (Base not included)

NMA7500 £12.53

Antenna Windsplit

Streamline your antenna base with this 'Shark Fin' base cover. While retaining your antenna a more aerodynamic look. Five-minute installation with no tools required.

NMA1263 Carbon Fibre look £18.25

NMA1264 Black £18.25

NMA1265 White £18.25

NMA1266 Chrome £18.25

The alternative solution is an 'air-to-water' intercooler. As the name suggests, this intercooler uses water as the cooling medium, instead of direct airflow. The water based intercooler takes advantage of a huge gain in efficiency over the air units in the far greater heat transfer coefficient between aluminum and water (fourteen fold).

By using water instead of air to cool the compressed charge we are able to bypass the limitation of location (limited air inlet and outlet) to provide a far more effective system.

The 'Ulrik' water-to-air intercooler now takes these realities to new standards of performance. The physical constraints of the MINI required a system that adapts to the stock layout with performance gains that could not be achieved with a conventional air-to-air intercooler.

Some water-to-air intercoolers simply add a water jacket over the plate type air-to-air unit or other extruded tube type intercooler. These units perform OK, but there is a better solution. The Ulrik water-to-air intercooler uses the innovative Lamorin flow technology that is 20% more efficient than other designs due to a unique core design. The lined exterior on the cooler core creates a larger surface area compared to that of traditional 'radiator' style coolers.

The Lamorin flow design also reduces pressure drop over other designs. The net effect is better torque, response and performance compared to conventional coolers.

Most importantly, the Ulrik water-to-air intercooler bolts directly into the stock location. The radiator to cool the water gets added to the front of the car using existing mounting points.

Now we need to consider the factors that determine if an intercooler is up to the task! The efficiency is defined as the ratio of the temperature removed from the air charge by the intercooler relative to how much temperature is put into the charge by the supercharger. For example: If the supercharger puts 150 degrees F into the charge when compressing the air, and the intercooler removes 110 of those degrees, then the efficiency is: $\text{Eff} = 110 / 150 = .733$, or 73.3%.

For good solid performance, the pressure differential across the intercooler ought to be kept to less than 1.0 to 1.5psi. If a differential in excess of 4.0 psi is measured, then the intercooler is not suited for the job and will only serve to harm overall performance.

Another issue that the ULTRIX water-to-air intercooler addresses is heat soaking. Unlike race applications, the street driven car is frequently stopped at intersections or in traffic. Once the car is stopped, the stock intercooler acts as a big heat sink, absorbing heat rising from the engine and transferring it to the induction charge. The first hard pull creates discharge temperatures of over 250° F to 300° F after the cooler, resulting in the ECU once again pulling back on timing and boost, resulting in poor off-the-line performance until fresh air flowing into the restrictive hood scoop can cool the entire unit back down to ambient air.

The ULTRIX intercooler, in the same traffic scenario, with its continuously flowing coolant, continues to remove heat from the induction charge even when the vehicle is stopped. Heat from the intercooler is moved it to the exchanger in front of the radiator, where even with the cooling fan off, heat is dissipated to the atmosphere. When that light turns green, the engine is still ready to deliver its full potential.

An ULTRIX charge cooler usually drops discharge temperatures within 15° F of ambient air. It consistently keeps a street driven car's discharge temps at levels where the engine management system can fuel and time the engine for maximum power. Depending on the outside temperatures this can result in power gains of as much as 15%.

In the grand scheme of performance improvement, it's bang in the buck, where does the ULTRIX intercooler fall? We generally start off with engine performance improvements that give us the greatest horsepower gain for the dollar. Once the 'easy pickings' have been had, it takes ever-increasing investments in parts and labor to achieve less and less gains. It is the old 80/20 rule in play, 80% of the gains can be had with 20% of the investment. That last 20% takes the remaining 80% of parts and labor in order to incrementally improve performance.

The ULTRIX intercooler addresses the remaining 20% of the remaining 80% of horsepower. And it accomplishes its task at a price that falls more in to the 'easy pickings' category than any other.

A couple other benefits that on the surface might not seem so are the product's esthetics and compatibility with the factory warranty. The ULTRIX design not only enhances the look of the engine compartment but looks like it belongs there. Our design criteria required us to not only be the best, but to look like it too! The Mini Mania warranty is the only one of its kind in the MINI aftermarket industry. Our program compliments the OEM warranty and provides the customer with continuous warranty protection, all from Mini Mania, the technical and performance leaders in the industry.

A couple other benefits that on the surface might not seem so are the product's esthetics and compatibility with the factory warranty. The ULTRIX design not only enhances the look of the engine compartment but looks like it belongs there. Our design criteria required us to not only be the best, but to look like it too! The Mini Mania warranty is the only one of its kind in the MINI aftermarket industry. Our program compliments the OEM warranty and provides the customer with continuous warranty protection, all from Mini Mania, the technical and performance leaders in the industry.

A couple other benefits that on the surface might not seem so are the product's esthetics and compatibility with the factory warranty. The ULTRIX design not only enhances the look of the engine compartment but looks like it belongs there. Our design criteria required us to not only be the best, but to look like it too! The Mini Mania warranty is the only one of its kind in the MINI aftermarket industry. Our program compliments the OEM warranty and provides the customer with continuous warranty protection, all from Mini Mania, the technical and performance leaders in the industry.

A couple other benefits that on the surface might not seem so are the product's esthetics and compatibility with the factory warranty. The ULTRIX design not only enhances the look of the engine compartment but looks like it belongs there. Our design criteria required us to not only be the best, but to look like it too! The Mini Mania warranty is the only one of its kind in the MINI aftermarket industry. Our program compliments the OEM warranty and provides the customer with continuous warranty protection, all from Mini Mania, the technical and performance leaders in the industry.

A couple other benefits that on the surface might not seem so are the product's esthetics and compatibility with the factory warranty. The ULTRIX design not only enhances the look of the engine compartment but looks like it belongs there. Our design criteria required us to not only be the best, but to look like it too! The Mini Mania warranty is the only one of its kind in the MINI aftermarket industry. Our program compliments the OEM warranty and provides the customer with continuous warranty protection, all from Mini Mania, the technical and performance leaders in the industry.

A couple other benefits that on the surface might not seem so are the product's esthetics and compatibility with the factory warranty. The ULTRIX design not only enhances the look of the engine compartment but looks like it belongs there. Our design criteria required us to not only be the best, but to look like it too! The Mini Mania warranty is the only one of its kind in the MINI aftermarket industry. Our program compliments the OEM warranty and provides the customer with continuous warranty protection, all from Mini Mania, the technical and performance leaders in the industry.

A couple other benefits that on the surface might not seem so are the product's esthetics and compatibility with the factory warranty. The ULTRIX design not only enhances the look of the engine compartment but looks like it belongs there. Our design criteria required us to not only be the best, but to look like it too! The Mini Mania warranty is the only one of its kind in the MINI aftermarket industry. Our program compliments the OEM warranty and provides the customer with continuous warranty protection, all from Mini Mania, the technical and performance leaders in the industry.

A couple other benefits that on the surface might not seem so are the product's esthetics and compatibility with the factory warranty. The ULTRIX design not only enhances the look of the engine compartment but looks like it belongs there. Our design criteria required us to not only be the best, but to look like it too! The Mini Mania warranty is the only one of its kind in the MINI aftermarket industry. Our program compliments the OEM warranty and provides the customer with continuous warranty protection, all from Mini Mania, the technical and performance leaders in the industry.

A couple other benefits that on the surface might not seem so are the product's esthetics and compatibility with the factory warranty. The ULTRIX design not only enhances the look of the engine compartment but looks like it belongs there. Our design criteria required us to not only be the best, but to look like it too! The Mini Mania warranty is the only one of its kind in the MINI aftermarket industry. Our program compliments the OEM warranty and provides the customer with continuous warranty protection, all from Mini Mania, the technical and performance leaders in the industry.

A couple other benefits that on the surface might not seem so are the product's esthetics and compatibility with the factory warranty. The ULTRIX design not only enhances the look of the engine compartment but looks like it belongs there. Our design criteria required us to not only be the best, but to look like it too! The Mini Mania warranty is the only one of its kind in the MINI aftermarket industry. Our program compliments the OEM warranty and provides the customer with continuous warranty protection, all from Mini Mania, the technical and performance leaders in the industry.

A couple other benefits that on the surface might not seem so are the product's esthetics and compatibility with the factory warranty. The ULTRIX design not only enhances the look of the engine compartment but looks like it belongs there. Our design criteria required us to not only be the best, but to look like it too! The Mini Mania warranty is the only one of its kind in the MINI aftermarket industry. Our program compliments the OEM warranty and provides the customer with continuous warranty protection, all from Mini Mania, the technical and performance leaders in the industry.

A couple other benefits that on the surface might not seem so are the product's esthetics and compatibility with the factory warranty. The ULTRIX design not only enhances the look of the engine compartment but looks like it belongs there. Our design criteria required us to not only be the best, but to look like it too! The Mini Mania warranty is the only one of its kind in the MINI aftermarket industry. Our program compliments the OEM warranty and provides the customer with continuous warranty protection, all from Mini Mania, the technical and performance leaders in the industry.

A couple other benefits that on the surface might not seem so are the product's esthetics and compatibility with the factory warranty. The ULTRIX design not only enhances the look of the engine compartment but looks like it belongs there. Our design criteria required us to not only be the best, but to look like it too! The Mini Mania warranty is the only one of its kind in the MINI aftermarket industry. Our program compliments the OEM warranty and provides the customer with continuous warranty protection, all from Mini Mania, the technical and performance leaders in the industry.

Telephone: 44 (0) 1633-866865 FAX: 44 (0) 1633-866395 Email: info@minimaniauk.com

ALL PRICES SHOWN ARE EXCLUSIVE OF VAT TAX

Special Expires March 15, 2005

www.minimaniauk.com

Enhancements

Regain horsepower lost due to the inefficient factory intercooler!

The stock Cooper S motor has an air-to-air intercooler that is limited in size by the available space, and limited in efficiency due to its location directly over the engine. Our tests have shown the Cooper S is very sensitive to inlet air temperatures, quickly losing power as the inlet temperature increases.



The ULTRIK Water-to-Air Intercooler greatly improves the efficiency of the intercooler by converting it to a water-to-air design using an innovative technology. Some water-to-air intercoolers simply add a water jacket over the plate type air-to-air unit. These units perform well, but there is a better solution. The ULTRIK water-to-air intercooler uses the innovative Laminar flow technology that is 20% more efficient than other designs due to a unique core design. The finned exterior on the cooler core creates a larger surface area compared to that of traditional "radiator" style coolers. The Laminar flow design also reduces pressure drop over other designs.

With its own highly efficient radiator behind the grille, the heat from the coolant (water) is effectively dissipated, allowing it to cool the compressed charge before entering the combustion chamber. Your S will perform like it does on a cold winter morning, even on a hot summer day!

Most importantly, the ULTRIK water-to-air intercooler bolts directly into the stock location. The radiator to cool the water gets added to the front of the car using existing mounting points.

The ULTRIK water-to-air intercooler offers the following improvements:

1. High volume of airflow across the cooling elements since the radiator is located in the front of the car.
2. Greatly improved exit path for the airflow.
3. Minimal pressure drop within the intercooler.
4. The radiator gets located away from heat sources such as the engine or exhaust manifold.

The net effect is better torque, response and performance compared to conventional intercoolers

NME500S £899.00

Maintenance Kit

Maintenance is a real must and as you're going to do it anyway, do it the best and the most bang for the buck! Kit includes spark plugs, Plug wires and air filter. Our great kit includes the best of everything! The stock plugs are OK but the Iridium plugs from NGK included in this kit offer superior ignitability without sacrificing durability. The plug wires included are from Nology and are without a doubt the best in the industry. These "hotwires" are engineered with an exclusive built in capacitor which creates the most powerful spark possible. The exclusive Mini Mania air filter element not only is a direct replacement for the factory version but will reduce the dirt getting through while increasing air flow.

NNMK1001 £150.00

Please note: that while the factory recommended interval for air filter replacement in 50,000 miles you will find that by 15 to 20K, your filter is extremely dirty and reducing air flow. This absolutely results in poor performance and economy

Ultimate Spark Plug



This Iridium IX plug rated a step cooler than stock, features a 6mm iridium center electrode which offers superior ignitability without sacrificing durability. The tapered ground electrode increases flame kernel expansion, while the superior heat dissipation is ideally suited to the demands of high performance environments. Gap should be checked and set at .035" before installation. Sold individually.

Advantages of Iridium spark plug types Because of the properties of Iridium, the spark plug centre electrode can be made with a much smaller diameter than with platinum types (0.6mm). Gold or gold palladium and copper/nickel types. This means that spark plugs potential difference is more concentrated and hence less 'spark jump' voltage is required - this can be as much as 5,000 volts less than with standard plug types. Ignition is improved and less strain is placed on the ignition system. Benefits of improved ignition/combustion include better fuel economy, increased power/acceleration and especially better throttle response. Iridium: 8 times stronger than platinum, 6 times harder, and with a melting point 1200 degrees higher. New laser welding techniques make it possible to make a spark plug with an iridium electrode. The result is a plug that requires less voltage to spark, burns more of the fuel in the cylinder, and can spark at LEANER air/fuel mixtures, resulting in higher horsepower and better gas mileage. Although the plugs are expensive, you don't have to change them as often as garden variety spark plugs. The iridium electrode is extremely resistant to erosion, so it can last MUCH longer than a normal plug. (Longevity will vary by usage, fuel mixture, and driving factors.)

NNMK311 £2.57

Complete Suspension Upgrade System



This is the suspension set-up on the car tested by Motor Trend. A balanced combination of Lowering Springs, Adjustable Shocks, Fully Adjustable Rear Sway Bar, Adjustable Rear Control Arms, and a Titanium Strut Bar. Have full power over rear camber, toe-in, and rebound to suit your driving style. Motor Trend Magazine says "You gotta love a front-driver that can get into the elite 70-mph-slam-dunk. (Feb. 04 issue).

NNMK1060 £1,150.00

Carbon Fibre Bumper Covers

Carbon Fibre has not only become common place in the racing industry but is also now a great cosmetic feature for almost any application. If we could have an entire car with at least the carbon fibre look-it would be an instant success! And these Carbon Fibre bumper covers exclusively from Mini Mania are just one of the many many products that will project the high tech, racing looking into our beloved Minis! These very easy to install overlays will look like the real stuff at a fraction of the cost. Will it fit any model MINI that does not have the Aero kit.

NMA1049 £360.00

Chrome Bumper Covers

Factory original chrome bumper. These bright pieces are a dealer option on some models of the Mini Cooper. Looks great.

NMA3103 Rear bumper £39.99

NMA3100 Complete kit £99.00

Front Sway Bar

If you want to corner flat, AND you have a large rear bar in place, then this 26mm front bar will help keep your car even flatter in the corners. Recommended for use on the track in conjunction with a large diameter rear bar.

NMS2004 £125.00

Carbon Fibre Strut Brace

This 100% carbon fibre strut brace is INCREDIBLE! Not just a piece of cosmetic fluff, as so common in the market, this strut tower brace is a precision crafted structural component from one of the most respected composite manufacturers in the industry. Extremely lightweight and

twice as strong as aluminium. The show-quality autoclave process a carbon carbon bar (not carbon fibre covered metal) is mounted to the with

lightweight CNC machined aluminium topplates. Its hinge-free design ensures maximum reduction in chassis flex. Comes complete with a re-moulded cover for the ECU to allow proper clearance. Enhance handling and chassis responsiveness with our upper strut brace system. The Carbon Fibre Strut Brace improves handling by reducing the flexing of the chassis when travelling around a bumpy corner. It ties together the two front upper struts towers, increasing front chassis rigidity for quicker steering response and better handling. This results in a much more stable feel during cornering and over road imperfections.

While some strut braces are primarily designed to look good and seldom actually serve the intended purpose - our Carbon Fibre strut brace not only looks fantastic but actually works equally as well. If you want performance and looks - buy the best - remember the reason you should be added the brace is to improve stiffness - don't install a wimpy allow bar that is designed only for looks! If the bar has been compromised with bends and kinks you already have defeated the purpose of the bar!

NMF5400S £179.00

Sump Guard

Even a stock MINI is fairly low to the ground, and when you install lowered springs or low profile tires you should absolutely protect the bottom of your drive train.

The factory installs a short plastic deflector but a serious driver should consider the ULTRIK Steel Skid Plate as a replacement. It attaches in the stock location but also extends further back to protect the very

vulnerable power steering cooling fan which is exposed under the car. While this fan is protected by a fuse (which would blow if a plastic bar that a serious caught in the fan), this skid plate will prevent the resulting loss of power steering.

The ULTRIK Skid Plate weighs 22.5lbs, steel with a powder coated finish.

NMA3041 £75.00

Telephone: 44 (0) 1633-866865 FAX: 44 (0) 1633-866395 Email: info@minimaniauk.com

ALL PRICES SHOWN ARE EXCLUSIVE OF VAT TAX

Performance

Nitrous Oxide Injection

This is the ultimate in a go-fast button for your MINI Cooper 'S'.

The M7/Venom Nitrous System was designed specifically for the MINI, and was conceived with the safety of the engine in mind. Using a computerized control module, it continuously checks the O2 sensor for lean or rich fuel mixtures. The unit also checks the throttle position and fuel injector pulse width. This dry nitrous system uses the fuel injectors for added fuel enrichment. We also offer larger fuel injectors, which gives you the option to safely go with a high horse power nitrous valve. The system is very simple—no buttons to push or counting to ten avoid blowing up the motor. Simply arm the M7/Venom system with the switch on the control module and when you are ready to start the nitrous flow, just give full throttle and the system will do the work for you. If the system senses a lean condition it will immediately shut off the nitrous flow, preventing engine damage.

NME4400 £585.00

Quick Shift Kit

Smooth, accurate and much quicker shifting is now a reality. The ULTRIK Short Shift kit will reduce the shifter movement between gears by almost 20%. The ease to install extension is simply slipped on and pinned to the bottom of the gearshift lever. Everything visible inside the car—shift boot, knob, etc.—remains stock. Kit includes shifter rod extension, dust cover plate, and sealant. For Mini Cooper & Cooper S with Manual transmission, 2003 model year and earlier.

NMD1020 £39.00

For all later model MINI including 2005 use NMD1025

NMD1025 £39.00

Aluminum Flywheel

Reducing the weight of the flywheel will noticeably improve acceleration. The ULTRIK Aluminum Flywheel carries less than half the weight of the stock Cooper version, and is ideal for both street and mild race use.

This flywheel weighs only 3 lbs, and is made of 6061 T6 tempered alloy with a .25" thick replaceable friction plate. This long lasting plate is retained with 16 screws for maximum security. One of its major advantages is that it will work with either the stock clutch disc or one of the several special discs available from Mini Mania.

NMG2001 £275.00

MINI Limited Slip

Why do you need Limited Slip (LSD) when you have DSC?? This is because the DSC is designed for 'safety' at the limits while the LSD is designed for improved performance. When the DSC detects traction loss at a wheel, the system scrubs energy (applies the brakes) to restore traction at that wheel. In comparison, when a LSD detects traction loss, it transfers the energy from the wheel losing traction to the wheel with traction, to continue controlled motion. The difference is the 'transfer of energy' instead of 'scrubbing' energy. For high performance driving, LSD is the answer. Here's how LSD works:

Phantom Grip serves two distinctive functions in your street or race Cooper S. First, it functions as a disc-type limited slip in cornering and braking. Disc plates exert pressure against spider gears using spring pressure to regulate the amount of slippage at the wheels, helping to accelerate earlier, while exiting corners at a higher speed.

Secondly, the Phantom Grip works as a locker in hard acceleration. The disc plates pivot, locking spiders, causing both wheels to exert equal power to the road, providing less torque steer than an ordinary differential. With over 120,000 miles of testing, there has been no significant wear of these plates. Although seemingly simple, the Phantom Grip design offers as much maximum traction as other limited slips. The Phantom Grip is extremely strong and durable and comes with a Lifetime Warranty for breakage and manufacturer defects.

NMG1100 £199.00

Cool your Intercooler

The Cryo[®] is a revolutionary new, award-winning product designed to reduce the temperature of the air/fuel intake charge thus reducing power losses due to heat. Through the science of aerodynamics and cryogenics, this system harnesses the cryogenic properties of liquid CO₂ to lower the air/fuel intake charge temperature by up to 60%. The system is modular and can be easily expanded.

The Cryo[®] Intercooler Sprayer mounts directly on top of the intercooler and vents the liquid CO₂ directly onto the cooling fins, enhancing the performance of the intercooler by more than 50%. For Mini Cooper 'S' only.

NME5007 £275.00

Mini Mania UK

Service Department

Free* MINI Diagnostics

Would you like to see all your hidden faults before your warranty runs out?

Did you Know??

The computer in your MINI is storing many faults that normally can only be seen by the factory diagnostic computers?

Mini Mania can now diagnose your MINI providing you with all the information you need to have your car in tip-top shape before your warranty expires!



Typical Costs at Mini Mania Dealer Costs

Oil Service	£75	£100.00
Inspection 2	£475	£443.00
Diagnostic Check	FREE	£40.00
Brake Fluid Change	£60	£90.00
Brake Reline	£230	£320.00

Call Now for your FREE diagnostic or complete repairs

* This Free Offer expires March 31, 2005

Telephone: 44 (0) 1633-866865 FAX: 44 (0) 1633-866395 Email: info@minimaniauk.com

ALL PRICES SHOWN ARE EXCLUSIVE OF VAT TAX

Special Expires March 15, 2005

BRAKES

Willwood Big Brake Kit

A Big Brake Kit to fit stock OE 16" and 17" wheels (some may require spacers). Designed for the road or track, this brake kit greatly increases stopping power while reducing fade. Kit includes:

Forged Billet DynaPro 4 Piston Calipers - Stress flow forged for superior structural strength. FEA generated radial transition design increases resistance to deflection and caliper separation.

7816 "C" compound Polymatrix Racing Pads - Operates at the lowest noise and dust level of any performance pad. Polymatrix offers high resistance to fade, long wear, and low rotor abrasion.

GT Series Rotor Mounting Hats - Lightweight and strong, these hats are specially designed for use on OE hubs without modifications or interference to the suspension or ABS components.

SRP Series 12.19" Vented In Rotors - Greater stopping power and cooling capacity over smaller diameter OE rotors. The holes and slots reduce pad glaze, dissipate surface heat, and minimize irregular pad build-up on rotor faces for smoother engagement with improved pedal response.

Caliper Brackets and Hardware - CNC machined aluminum mount brackets with steel bolt inserts are lightweight and strong. Grade 8 or higher and AN style fasteners and alignment shims are included.

Note: Installation of Willwood Disc Brakes may affect the wheel offset. Fittings and flexlines must be ordered separately. (NMB2043)

NMB2041 £895.00

Willwood Brake Hose Kit

NMB2043 £55.00

Drilled & Slotted Rotors

Much has been written about the benefits of cross drilled and slotted rotors but the bottom line is that they will improve the brake cooling and keep the pad clean for more efficient braking. This high performance upgrade features front rotors that are slotted and cross drilled for high performance driving. Direct replacement for OEM rotors can be used with stock or upgraded pads. **Rotors sold in pairs.**

NMB2002 Front £89.00
NMB2003 Rear £79.00

Brembo Brake Conversion

The Brembo Gran Turismo Big Brake System for the MINI is designed to improve brake performance with increased stopping power, drastically reduced brake fade, with less weight than factory setup. The system consists of a two-piece 320 x 28mm vented and cross-drilled racing rotor with a 4 piston high performance caliper. The 2-piece rotor system employs an aluminum hat creating a 'floating disc' which reduces heat related stress and improves brake performance and pedal feel. The kit includes all hardware to convert the front brakes, available in black, red, or silver calipers. Proper 'Bed-In' procedure must be followed for proper brake performance. **Minimum 17 inch aftermarket wheels with adequate caliper clearance required.**

We stock the kit with RED Calipers (NMB2035/RED). Kits with BLACK Calipers (NMB2035/BLK) or SILVER Calipers (NMB2035/SIL) are available by Special Order

NMB2035 £1,891.82

Stoptech Big Brake Conversion

This large 4 piston system provides some REAL brakes for real performance! Front Big Brake kit includes rotors, calipers, brake lines and brake pads. 12.9" slotted rotors with four piston calipers, stainless steel brake lines, and high performance brake pads. **Minimum 17 inch aftermarket wheels with adequate caliper clearance required.**

NMB2020/RED Red £1,352.50
NMB2020/BLK Black £1,352.50
NMB2010 Anodized £1,352.50

Please note:

Very detailed drawing and templates are available for these brakes and the various wheels specifications required are available from the Mini Mania web site. Follow the links after first looking at the part number of the brake system in question.

The following page includes some of the wheels that we believe can be used with the Brembo or Stoptech Big Brake Kit!

Koni Coil Over Suspension Kit

This brand new KONI Coilover Suspension Kit is available exclusively from Mini Mania! We've chosen to offer this kit because of its characteristics, great looks and great value.

This coilover system is for the street MINI that wants improved handling performance without sacrificing ride quality - a difficult task at best. This KONI system does better - it actually improves ride quality over stock! KONI designs dampers and develops springs to match the dampers, not the other way around. This system is height adjustable with rebound damping adjustment for those looking for a 'sportier ride'. If you take long drives, have a spouse & or little ones, live in an area where the roads aren't the best, AND you still want your MINI to handle better than stock - this kit is for you.

The KONI SPORT KITS offer you more fun through:

- A sportive and aggressive look for your car
- The ultimate in driving experience, adjustable to your personal need
- Limited vehicle roll and improved stability during cornering
- More safety due to improved road holding performance
- TÜV certificate for all European car models
- KONI Quality & Limited Lifetime Warranty

There's only a limited supply of this newly introduced product, so get yours now!

1. How do these shocks in the coilover kit differ from the Koni adjustable shocks?

Similar to the KONI adjustable shocks but with improvements in valving to match the springs for a complete suspension solution.

2. Are the dampers gas-hydraulic, high pressure gas, or hydraulic?

Low pressure gas-hydraulic.

3. Are the coilovers twin tube or mono tube?

Twin tube design for improved ride quality over mono tube designs.

4. What is the range of height adjustment (compared to stock)?

Slightly lower than stock to 'too low' - approximately 0.75 to 1.5" lower than stock on our car.

5. How does the softest setting in the coilovers compare to the stock shocks?

Better ride characteristics over stock with better handling. Depending on preference, we suggest you start with full soft or somewhere between full soft and 50%.

6. What is the range of adjustment?

The adjustments offer 100% adjustment or double the stiffness at full scale.

7. What is the spring rate on the coilovers?

The springs are matched to the dampers and optimized for ride quality while offering improved handling.

8. How do I adjust the damping?

The fronts are adjusted from the top using the supplier knob. The rears are adjusted by fully compressing the shock and turning.

NMS3050 £850.00

Big Wheels

These are some of the wheels that will fit with Brembo or Stoptech Big Brakes



NMW3050



NMW3051



NMW3060



NMW3012



NMW3083



NMW3080



NMW3084



NMW3081

Wheel Spacers

When all-out cornering performance is your objective then the rule of physics applies - WIDER is better. Wheel spacers from Mini Mania let you balance the handling and performance of your car to suit your aggressive driving style without spending the time, money and trouble for bigger wheels and tires. Our light-alloy spacers extend your stock or aftermarket wheels out to fill the wheelwells properly resulting in better cornering, better aerodynamics and even better looks. Wheel nuts sold separately. Spacers sold in pairs.

NMW4011 15 mm £89.00
NMW4012 20 mm £89.00
NMW4013 25 mm £89.00

Wheel nuts:
M1215KE427 42 mm £1.89 ea
M1215KE457 45 mm £1.89 ea

ALL PRICES SHOWN ARE EXCLUSIVE OF VAT TAX

Telephone: 44 (0) 1633-866865 FAX: 44 (0) 1633-866395

Email: info@minimaniauk.com

www.minimaniauk.com

Special Expires March 15, 2005

Special Expires March 15, 2005

www.minimaniauk.com

Page 13