



CBF150M

CBF150M_B
CBF150M_C

PARTS CATALOGUE

2

FOREWORD INDEX

1

ENGINE GROUP

2

FRAME GROUP

3

PART NUMBER INDEX

4

PART NAME INDEX

5

Instruction for use of parts catalogue

- **This parts catalogue has been created as of February 01, 2012.**
 - Since this date, the sales practice for repair parts may have been changed or the parts may have been eliminated (listed for those not for sale).
 - The modified information is reflected on the latest Electronic Parts Catalogue (EPC). Also, refer to the parts catalogue news for any change.
 - See the parts catalogue news for any revision that is made after February 01, 2012.
- **Always specify the part number when ordering a part.**
 - Check the model, type, serial numbers, color, maker, and the size as needed before ordering a part.
 - Note that the illustrations (part drawings) can differ from the actual parts in shape. They are given just to help you to refer to the parts.
- **When modifications or additions to this parts catalogue are made, a revised edition will be issued at an appropriate time, with successively progressing revision numbers on the cover. We recommend obtaining such revisions in order to keep your parts catalogue up-to-date at all times. To check whether a parts catalogue revision has been issued, please contact your Honda distributor.**

Initial version issue date
 July 10, 2011
Honda Motor Co., Ltd.

CONTENTS

	Page	Address No.
● Instruction for use of parts catalogue	1	B 1
● How to refer to the part information	2	B 2
● Part catalogue structure	3	B 3
● When the parts were revised	4	B 4
● Abbreviations used in the parts catalogue	4	B 4
● Part block and serial number check	5	B 5
● Color label attachment position check	5	B 5
● Models, parts catalogue codes and applicable serial numbers	6	B 6
● Color label	7	B 7
● Color chart	8	B 8
● Fuel hose, general purpose hoses and vinyl hose	14	B14
● FLAT RATE SERVICE TIME	18	C 2
● Illustrated index	23	C 7
● ENGINE GROUP	30	D 1
● FRAME GROUP	49	F 1
● PART NO. INDEX	95	I 1
● PART NAME INDEX	99	J 1

How to refer to the part information

A Reference with "Illustrated index"

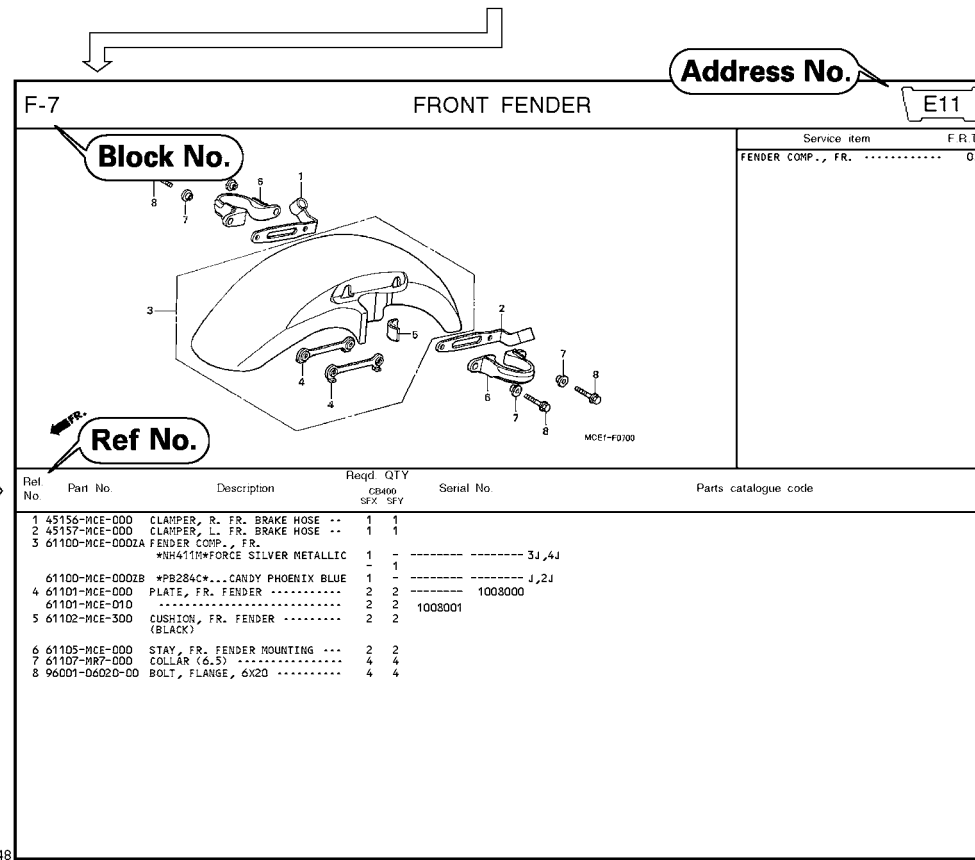


B Reference with "Part number index"

PART NO. INDEX								
Part Number	Address	Page	Ref.	Part Number	Address	Page	Ref.	F
04000				13323-MY9-751	C12	28	10	14921
04911-MCE-000	C10	26	1	13324-MY9-751	C12	28	10	14931
				13325-MY9-751	C12	28	10	14931
				13327-MY9-751	C12	28	10	14931
06000				14000				14931
06405-MY9-P00	F13	67	3	14100-MCE-000	B13	13	2	14931
06405-MY9-P10	F13	67	3	14200-MCE-000	B13	13	3	14931
06410-MY9-860	F2	56	1	14321-MCE-000	B16	16	2	14931
06435-MCE-006	F1	55	1	14401-MCE-003	B16	16	3	14931
06451-769-405	E13	51	2	14510-MBE-000	B16	16	4	14941
06451-443-405	F1	55	2	14520-MY9-691	B16	16	5	14941
06451-MA7-405	E13	51	1	14524-MY9-690	B16	16	6	14941
06455-MCE-006	E13	51	3	14546-MCE-000	B16	16	7	14941
				14620-MY9-691	B16	16	8	14941
11000				14711-MCE-000	B13	13	4	14941
11210-MCE-000	C9	25	1	14712-MCE-000	B13	13	5	14941
11330-MCE-305	C2	18	1	14721-MCE-000	B13	13	6	14941
11333-KT8-000	C6	22	1	14722-MCE-000	B13	13	7	14941
11335-MCE-000	C2	18	2	14730-MCE-000	B13	13	8	14941
11360-MCE-000	C7	23	1	14731-MCE-000	B13	13	9	14941
11365-MCE-000	C7	23	2	14731-MY9-751	B13	13	10	14941
11396-MY9-000	C2	18	3	14751-KY2-000	B13	13	11	14941
11631-MCE-000	C5	21	1	14751-MCE-000	B13	13	12	14941
11691-MY9-000	C5	21	2	14761-MCE-000	B13	13	13	14941

C Reference with "Part name index"

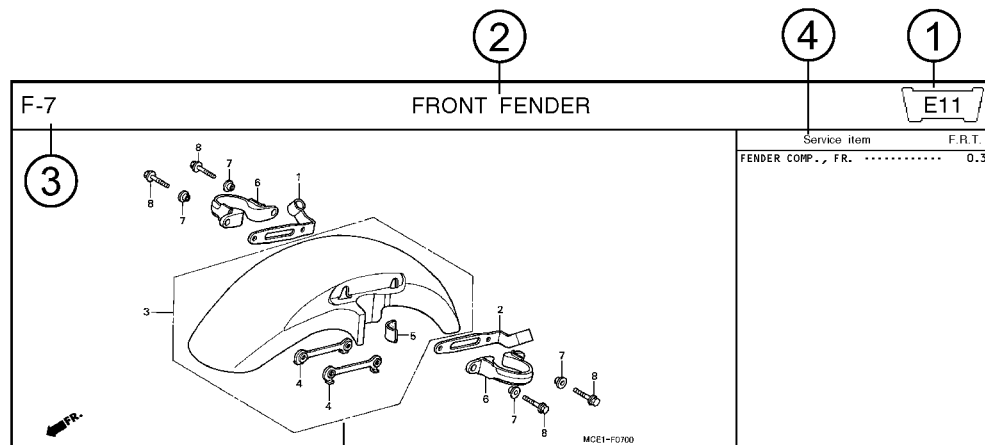
PART NAME INDEX								
Part name	Address	Page	Ref.	Part name	Address	Page	Ref.	Pz
[A]				BOLT , CHANG I				
ADJUSTER , CHAIN	F13	67	5	BOLT , CLUTC H				
ARM COMP. , SEA R CHANGE	F10	64	1	BOLT , CONNECT				
ARM , L. MAIN STEP	F11	65	8	BOLT , DISK , 6				
ARM , L. PILLI O STEP	F11	65	12	BOLT , DISK , 8				
ARM , R. MAIN STEP	F11	65	5	BOLT , DRAIN I				
ARM , R. PILLI O STEP	F11	65	11	BOLT , FLANG E				
AUT O DOC K ASSY. , FUEL	F4	58	2	BOLT , FLANG E				
AXLE , FR. WHEEL	E14	52	3	BOLT , FLANG E				
AXLE , RR. WHEEL	F2	56	5	BOLT , FLANG E				
[B]				BOLT , FLANG E				
BAG , AIR PRESSUR E GAUGE	F67	77	4	BOLT , FLANG E				
BAG , SERVICE BOOK	F67	77	1	BOLT , FLANG E				
BAG , TOOL	F67	77	3	BOLT , FLANG E				
BALL , STEEL	F11	65	20	BOLT , FLANG E				
BAND A , INSULATOR	B11	11	11	BOLT , FLANG E				
BAND B , INSULATOR	B11	11	12	BOLT , FLANG E				
BAND , AIR CLEANER CONNECTING				BOLT , FLANG E				
BAND , U-LOCK	F8	62	22	BOLT , FLANG E				
BAND , WIRE	F16	70	5	BOLT , FLANG E				
	C10	26	14					
	E5	43	21					
	G4	74	1R					



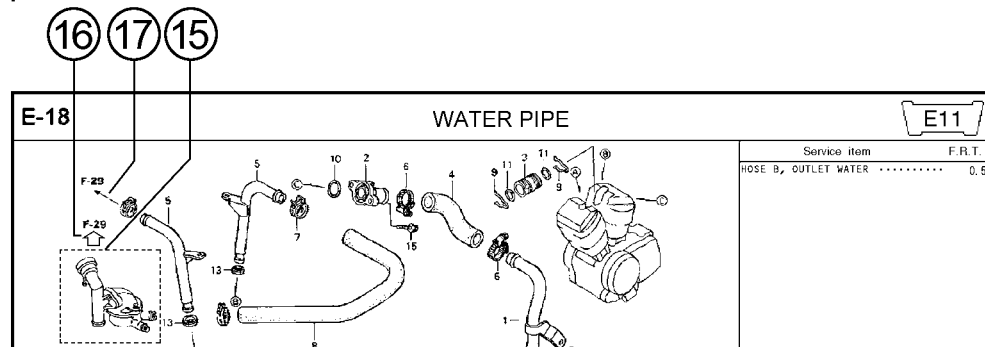
Page No.

2000.09.01 E

Part catalogue structure




Ref. No.	Part No.	Description	Reqd. QTY		Serial No.	Parts catalogue code
			CB400 SFX	SFY		
1	45156-MCE-000	CLAMPER, R. FR. BRAKE HOSE ..	1	1		
2	45157-MCE-000	CLAMPER, L. FR. BRAKE HOSE ..	1	1		
3	61100-MCE-000ZA	FENDER COMP., FR. *NH411M*FORCE SILVER METALLIC	1	-	----- 3J,4J	
	61100-MCE-000ZB	*PB284C*...CANDY PHOENIX BLUE	1	-	----- J,2J	
4	61101-MCE-000	PLATE, FR. FENDER	2	2	1008000	
	61101-MCE-010	2	2	1008001	
5	61102-MCE-300	CUSHION, FR. FENDER	2	2		
		(BLACK)				



- ① **Address number**
 - Address No. is provided (in place of the page No.) to help you refer to the part with the part No. or part name.
- ② **Block title** ③ **Block number**
- ④ **Service item/Flat rate time**
- ⑤ **Reference number**
 - Title number marked with the parenthesis or parentheses indicates that it continues from the previous page.
- ⑥ **Part number** ⑦ **Honda color code**
- ⑧ **Description**
- ⑨ **Assemblies**
 - Sections framed with broken lines in the exploded view drawings are available as complete assemblies. (Their individual parts can also be obtained.)
- ⑩ **Color description**
- ⑪ **Note**
 - Notes are shown with the parentheses in the part name column.
- ⑫ **Required quantity**
 - Req'd. QTY shown in the parenthesis or parentheses indicates the optional part.
 - Req'd. QTY marked with "N" indicates the optional part that should be selected as needed.
 - Req'd. QTY indicates the number of the part used in the block.
- ⑬ **Serial number**
- ⑭ **Parts catalogue code**
 - When the parts catalogue code column is blank, it indicates that the part is applicable to all codes.
- ⑮ **[Dotted line]**
 - Parts enclosed within a dotted line [] are covered in a different block.
- ⑯ **[Hollow arrow]**
 - A hollow arrow [] indicates the block No. for the parts enclosed within a dotted line [] .
- ⑰ **[Solid arrow]**
 - A solid arrow [] indicates the block No. the part in question is connected to.

When the parts were revised



Ref. No.	Part No.	Description	Reqd. QTY		Serial No.
			CB400	SFX SFY	
1	45156-MCE-000	CLAMPER, R. FR. BRAKE HOSE ..	1	1	
2	45157-MCE-000	CLAMPER, L. FR. BRAKE HOSE ..	1	1	
3	61100-MCE-000ZA	FENDER COMP., FR. *NH411M*FORCE SILVER METALLIC	1	-	-----3J,4J
	61100-MCE-000ZB	*PB284C*...CANDY PHOENIX BLUE	1	-	-----J,2J
4	61101-MCE-000	PLATE, FR. FENDER (###).....	2	2	-----1008000
	61101-MCE-010	2	2	-----1008001
5	61102-MCE-300	CUSHION, FR. FENDER (BLACK)	2	2	
6	61105-MCE-000	STAY, FR. FENDER MOUNTING ...	2	2	
7	61107-MR7-000	COLLAR (6.5)	4	4	
8	96001-06020-00	BOLT, FLANGE, 6X20	4	4	

The number has been used from the initial model without revision.

When shown at the left side, it is applicable to the models of No.1008001 and the subsequent numbers.

When shown at the right side, it is applicable to the models up to No.1008000.

The parts listed with "###" at the end of the parts name have limited supply period (parts not for sale).

Abbreviations used in the parts catalogue

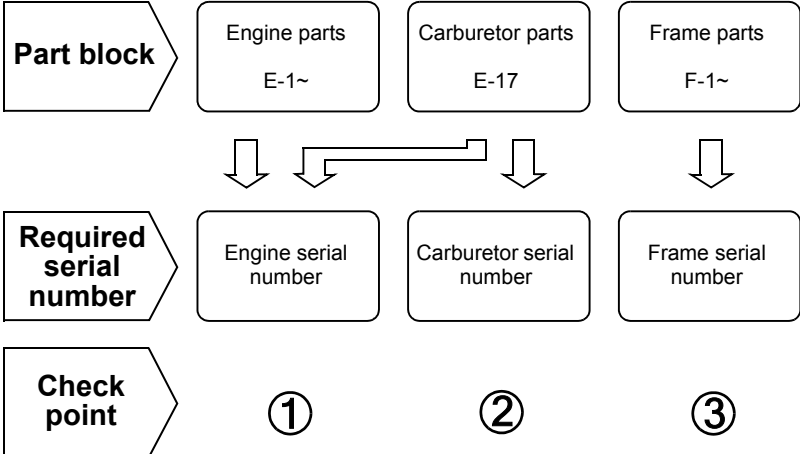


* "L." or "R." in the description of a part stands for the LEFT hand side or the RIGHT hand side. Determine the left or right as if you were in the motorcycle seat.

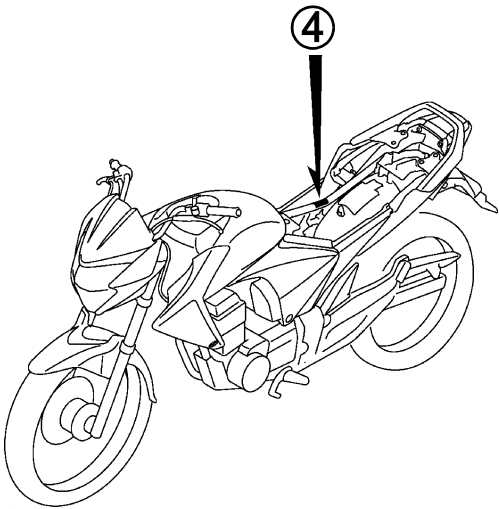
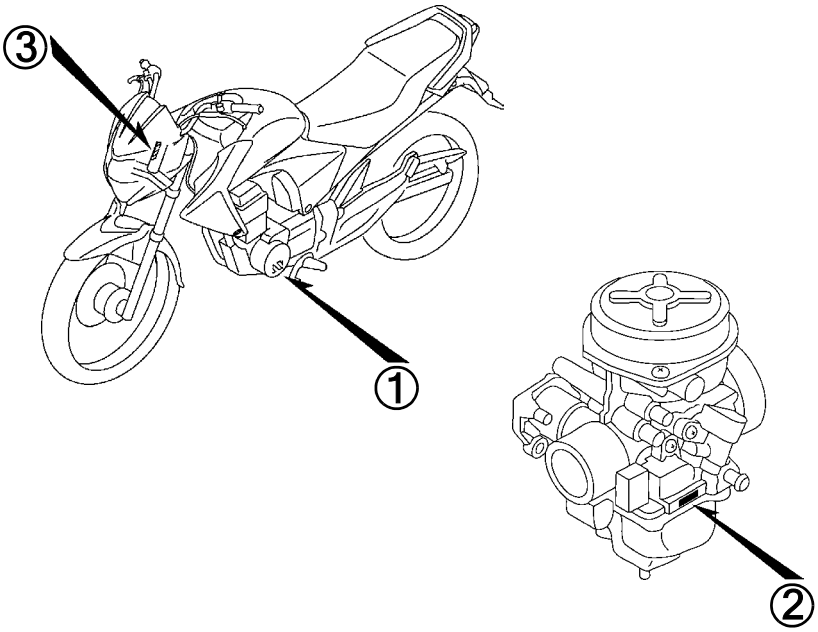
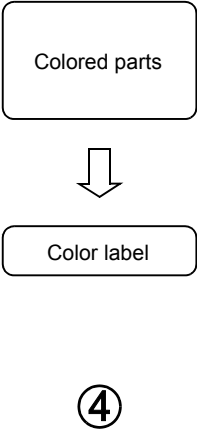
The following abbreviations are used in this parts catalogue.

- A Ampere
- ABS Anti-lock brake system
- A.C. Alternating current
- A.M. Attaching mark
- ASSY. Assembly
- C.D.I. Capacitive discharge ignition
- COMP. ... Complete
- D.C. Direct current
- EX. Exhaust
- FR. Front
- G Gram
- HEX. Hexagonal
- IN. Inlet
- KPH Kilometers per hour
- L.Left
- L (100L) .Link (100 Links)
- L.E.D.Light emitted diode
- MMMillimeter
- MPHMiles per hour
- R.Right
- RR.Rear
- STD.Standard
- T (22T) ...Tooth (22 Teeth)
- TCSTraction control system
- T.M.Transcript mark
- VVolt
- WWatt
- WLWith labelling
- WOLWithout labelling

Part block and serial number check



Color label attachment position check



Models, parts catalogue codes and applicable serial numbers

Models, parts catalogue codes and applicable serial Nos. given in this parts catalogue can be identified as follows.

Parts with parts catalogue codes are exclusive for models destined for countries designated.

If no area codes are listed, parts are for common use.

Model	Area code	Type	Applicable engine serial No.	Applicable frame serial No.	Applicable carburetor identification No.
CBF150Mb	CO	Colombia			AVK6AP B
	PE	Peru			
	LA	Latin America	KC09E-2000001~	ME4KC09FB8000001~	
	2LA				
CBF150Mc	2CO	Colombia			AVK6AP B
	3CO				
	2PE	Peru			
	3PE				
	3LA	Latin America	KC09E2000001~	ME4KC09J*C8000001~	
	4LA				
	5LA		KC09E2000001~	ME4KC09J*C8000001~	
	6LA				

* Of carburetor/throttle body identification numbers, only the portions underlined in the example below are used for registration.

AVK6AP B KC 7

Color label

- When ordering parts, check the model name, main color, and code by observing the “COLOR LABEL” on the vehicle.
- When ordering a colored part, use the color chart in the instruction for use of parts catalogue.

<p>VFR800FIW</p> <p>COLOR R-157</p> <p>CODE R157</p>		MODEL		VFR800FIW					
	No.	COLOR		Sparkling silver metallic	Mute black metallic	Applicable model		Applicable block No.	Re
	CODE		NH-295M	NH-359M	Initial applicable model	Final applicable model			
	Name of colored parts	Basic part No.	NH295	NH359					
1									
2									
3									
4									
5									
6									
7									
8									
9									
10									

Color chart

- When ordering a colored part, refer to the chart below and use a part number consisting of the relevant basic part number to which has been added a part color code.

CBF150M (CBF150MB)

No.	MODEL		CBF150MB						
	COLOR		Pearl nightstar black NH-A84P	Sword silver metallic NH-A95M	Pearl siena red R-320P	Applicable model		Applicable block No.	Ref.No.
	CODE		NHA84	NHA95	R320	Initial applicable model	Final applicable model		
	Name of colored parts	Basic part No.							
1	BRIDGE, FORK TOP	53230-KSP-B00	ZA	ZA	ZA			F-5	10
2	CAP, SWINGARM END	40546-KSP-B00	ZC	ZC	ZC			F-23	4
3	COVER B, METER	61305-KSP-B00	ZA	ZA	ZA			F-31	6
4	COVER SET A, L. SIDE	83600-KSP-C20	ZA	ZB	ZC			F-17	8
5	COVER SET A, METER	61300-KSP-B00	ZA	ZA	ZA			F-31	2
6	COVER SET A, R. SIDE	83500-KSP-C20	ZA	ZB	ZC			F-17	2
7	COWL, FR. CENTER	61301-KSP-B00	ZA	ZA	ZA			F-31	3
8	COWL, L. FR. SIDE	61303-KSP-B00	ZA	ZB	ZC			F-31	5
9	COWL, R. FR. SIDE	61302-KSP-B00	ZA	ZB	ZC			F-31	4
10	DISK, RR. BRAKE	43251-KSP-B01	ZA	ZA	ZA			F-13	12
11	FENDER SET, RR.	80100-KSP-B00	ZA	ZA	ZA			F-25	3
12	FENDER, FR.	61100-KSP-B00	ZA	ZB	ZC			F-7	1
13	FLANGE SUB ASSY., FINAL DRIVEN	42615-KSP-B00	ZA	ZA	ZA			F-13	7
14	GARNISH, L. RR.	77250-KSP-B00	ZA	ZB	ZC			F-16	7
15	GARNISH, R. RR.	77240-KSP-B00	ZA	ZB	ZC			F-16	6
16	GRIP, RR.	50400-KSP-B00	ZA	ZB	ZC			F-15	1
17	HOLDER, HANDLE UNDER	53132-KSP-860	ZC	ZC	ZC			F-5	8
18	HOLDER, HANDLE UPPER	53131-KSP-B00	ZA	ZA	ZA			F-5	7
19	HOLDER, L. STEP	50640-KSP-B00	ZA	ZA	ZA			F-21	7
20	HOLDER, R. STEP	50630-KSP-B00	ZA	ZA	ZA			F-21	6

CBF150M (CBF150Mb)

No.	MODEL		CBF150MB						
	COLOR		Pearl nightstar black NH-A84P	Sword silver metallic NH-A95M	Pearl siena red R-320P	Applicable model		Applicable block No.	Ref.No.
	CODE		NHA84	NHA95	R320	Initial applicable model	Final applicable model		
	Name of colored parts	Basic part No.							
21	MARK A, SIDE COVER	86831-KSP-C20	ZA	ZB	ZC			F-34	2
22	MARK, HONDA	86801-KSP-B00	ZA	ZA	ZA			F-34	1
23	MARK, HONDA	87150-KSP-B00	ZA	ZA	ZA			F-34	3
24	PIPE, STEERING HANDLE	53100-KSP-B00	ZA	ZA	ZA			F-5	6
25	SEAT COMP., DOUBLE	77200-KSP-B01	ZA	ZA	ZA			F-15	4
26	SHROUD SET, L.	50300-KSP-B00	ZA	ZB	ZC			F-14	24
27	SHROUD SET, R.	50200-KSP-B00	ZA	ZB	ZC			F-14	20
28	TANK ASSY., FUEL	17500-KSP-B00	ZA	ZB	ZC			F-14	7
29	WHEEL SUB ASSY., FR.	44650-KSP-B00	ZA	ZA	ZA			F-10	5
30	WHEEL SUB ASSY., RR.	42650-KSP-B00	ZA	ZA	ZA			F-13	9

CBF150M (CBF150Mc).....2CO,2PE,3LA,4LA

No.	MODEL		CBF150MC					Ref.No.
	COLOR		Pearl nightstar black NH-A84P	Pearl siena red R-320P	Applicable model		Applicable block No.	
	CODE		NHA84	R320	Initial applicable model	Final applicable model		
	Name of colored parts	Basic part No.						
1	BRIDGE, FORK TOP	53230-KSP-B00	ZA	ZA			F-5	10
2	CAP, SWINGARM END	40546-KSP-B00	ZC	ZC			F-23	4
3	COVER B, METER	61305-KSP-B00	ZA	ZA			F-31	6
4	COVER SET A, L. SIDE	83600-KSP-C20	ZA	ZC			F-17	8
5	COVER SET A, METER	61300-KSP-B00	ZA	ZA			F-31	2
6	COVER SET A, R. SIDE	83500-KSP-C20	ZA	ZC			F-17	2
7	COWL, FR. CENTER	61301-KSP-B00	ZA	ZA			F-31	3
8	COWL, L. FR. SIDE	61303-KSP-B00	ZA	ZC			F-31	5
9	COWL, R. FR. SIDE	61302-KSP-B00	ZA	ZC			F-31	4
10	DISK, RR. BRAKE	43251-KSP-B01	ZA	ZA			F-13	12
11	FENDER SET, RR.	80100-KSP-B00	ZA	ZA			F-25	3
12	FENDER, FR.	61100-KSP-B00	ZA	ZC			F-7	1
13	FLANGE SUB ASSY., FINAL DRIVEN	42615-KSP-B00	ZA	ZA			F-13	7
14	GARNISH, L. RR.	77250-KSP-B00	ZA	ZC			F-16	7
15	GARNISH, R. RR.	77240-KSP-B00	ZA	ZC			F-16	6
16	GRIP, RR.	50400-KSP-B00	ZA	ZC			F-15	1
17	HOLDER, HANDLE UNDER	53132-KSP-860	ZC	ZC			F-5	8
18	HOLDER, HANDLE UPPER	53131-KSP-B00	ZA	ZA			F-5	7
19	HOLDER, L. STEP	50640-KSP-B00	ZA	ZA			F-21	7
20	HOLDER, R. STEP	50630-KSP-B00	ZA	ZA			F-21	6

CBF150M (CBF150Mc).....2CO,2PE,3LA,4LA

No.	MODEL		CBF150MC					Ref.No.
	COLOR		Pearl nightstar black NH-A84P	Pearl siena red R-320P	Applicable model		Applicable block No.	
	CODE		NHA84	R320	Initial applicable model	Final applicable model		
	Name of colored parts	Basic part No.						
21	MARK A, SIDE COVER	86831-KSP-C20	ZA	ZC			F-34-1	8
22	MARK, HONDA	86801-KSP-B00	ZA	ZA			F-34-1	7
23	MARK, HONDA	87150-KSP-B00	ZA	ZA			F-34-1	11
24	PIPE, STEERING HANDLE	53100-KSP-B50	ZA	ZA			F-5	6
25	SEAT COMP., DOUBLE	77200-KSP-B01	ZA	ZA			F-15	4
26	SHROUD SET, L.	50300-KSP-B00	ZA	ZC			F-14	24
27	SHROUD SET, R.	50200-KSP-B00	ZA	ZC			F-14	20
28	TANK ASSY., FUEL	17500-KSP-B00	ZA	ZC			F-14	7
29	WHEEL SUB ASSY., FR.	44650-KSP-B00	ZA	ZA			F-10	5
30	WHEEL SUB ASSY., RR.	42650-KSP-B00	ZA	ZA			F-13	9

CBF150M (CBF150Mc).....3CO,3PE,5LA,6LA

No.	MODEL		CBF150MC				
	COLOR		Black	Applicable model		Applicable block No.	Ref.No.
	CODE		NH-1	Initial applicable model	Final applicable model		
	Name of colored parts	Basic part No.	NH1				
1	BRIDGE, FORK TOP	53230-KSP-B00	ZA			F-5	10
2	CAP, SWINGARM END	40546-KSP-B00	ZC			F-23	4
3	COVER B, METER	61305-KSP-B00	ZA			F-31	6
4	COVER SET A, METER	61300-KSP-B00	ZA			F-31	2
5	COVER SET, L. SIDE	83600-KSP-E40	ZA			F-17	8
6	COVER SET, R. SIDE	83500-KSP-E40	ZA			F-17	2
7	COWL, FR. CENTER	61301-KSP-B00	ZA			F-31	3
8	COWL, L. FR. SIDE	61303-KSP-B00	ZG			F-31	5
9	COWL, R. FR. SIDE	61302-KSP-B00	ZG			F-31	4
10	DISK, RR. BRAKE	43251-KSP-B01	ZA			F-13	12
11	FENDER SET, RR.	80100-KSP-B00	ZA			F-25	3
12	FENDER, FR.	61100-KSP-B00	ZG			F-7	1
13	FLANGE SUB ASSY., FINAL DRIVEN	42615-KSP-B00	ZA			F-13	7
14	GARNISH, L. RR.	77250-KSP-B00	ZE			F-16	7
15	GARNISH, R. RR.	77240-KSP-B00	ZF			F-16	6
16	GRIP, RR.	50400-KSP-B00	ZF			F-15	1
17	HOLDER, HANDLE UNDER	53132-KSP-860	ZC			F-5	8
18	HOLDER, HANDLE UPPER	53131-KSP-B00	ZA			F-5	7
19	HOLDER, L. STEP	50640-KSP-B00	ZA			F-21	7
20	HOLDER, R. STEP	50630-KSP-B00	ZA			F-21	6

CBF150M (CBF150Mc).....3CO,3PE,5LA,6LA

No.	MODEL		CBF150MC				Ref.No.
	COLOR		Black	Applicable model		Applicable block No.	
	CODE		NH-1	Initial applicable model	Final applicable model		
	Name of colored parts	Basic part No.	NH1				
21	MARK, HONDA	86801-KSP-B00	ZA			F-34-1	7
22	MARK, HONDA	87150-KSP-B00	ZA			F-34-1	11
23	MARK, SIDE COVER A	86831-KSP-E40	ZA			F-34-1	8
24	PIPE, STEERING HANDLE	53100-KSP-B50	ZA			F-5	6
25	SEAT COMP., DOUBLE	77200-KSP-B01	ZA			F-15	4
26	SHROUD SET, L.	50300-KSP-B60	ZA			F-14	24
27	SHROUD SET, R.	50200-KSP-B60	ZA			F-14	20
28	STRIPE A, L. SHROUD	86502-KSP-B60	ZA			F-34-1	4
29	STRIPE A, L. SIDE COVER	86833-KSP-B60	ZA			F-34-1	10
30	STRIPE A, R. SHROUD	86501-KSP-B60	ZA			F-34-1	3
31	STRIPE A, R. SIDE COVER	86832-KSP-B60	ZA			F-34-1	9
32	STRIPE B, L. SHROUD	86504-KSP-B60	ZA			F-34-1	6
33	STRIPE B, R. SHROUD	86503-KSP-B60	ZA			F-34-1	5
34	STRIPE, L. FUEL TANK	86172-KSP-B60	ZA			F-34-1	2
35	STRIPE, R. FUEL TANK	86171-KSP-B60	ZA			F-34-1	1
36	TANK ASSY., FUEL	17500-KSP-B60	ZA			F-14	7
37	WHEEL SUB ASSY., FR.	44650-KSP-B00	ZA			F-10	5
38	WHEEL SUB ASSY., RR.	42650-KSP-B00	ZA			F-13	9

Fuel hose, general purpose hoses and vinyl hose

- The standard part fuel hose, general purpose hose and vinyl hose may be substituted by the coiled bulk part.
- When ordering the standard part fuel hose, general purpose hose and vinyl hose use the bulk part number written in the parts catalogue in brackets () underneath the part name, or use the catalogue below.
(The bulk part standard length is 1 m, however, those displayed in the catalogue < > are available in 3 m and 8 m lengths.)
- When exchanging the hose, cut and use at the specified length as mentioned in the part name.
(For the method of cutting the bulk part, and method of filling out orders etc., please refer to the service manual and the instructions issued with the bulk part.)
- The list below is a catalogue of the standard part numbers and bulk part numbers. Note that those numbers are applicable to the listed replacement parts only.

Fuel hoses/Tubes			
Standard part No.	Bulk part No.	Bulk part	
		Inner diameter (mm)	Length (m)
95001-30xxx-2x	95001-30001-20M	3.0	1
95001-30xxx-3x	95001-30001-30M	3.0	1
95001-30xxx-4x	95001-30001-40M	3.0	1
95001-35xxx-2x	95001-35001-50M <95001-35003-50M>	3.5	1 3
95001-35xxx-3x	95001-35001-60M <95001-35003-60M>	3.5	1 3
95001-35xxx-4x	95001-35001-60M <95001-35003-60M>	3.5	1 3
95001-35xxx-5x	95001-35001-50M <95001-35003-50M>	3.5	1 3
95001-35xxx-6x	95001-35001-60M <95001-35003-60M>	3.5	1 3
95001-45xxx-2x	95001-45001-50M <95001-45003-50M>	4.5	1 3
95001-45xxx-3x	95001-45001-60M <95001-45003-60M> <95001-45008-60M>	4.5	1 3 8
95001-45xxx-4x	95001-45001-60M <95001-45003-60M> <95001-45008-60M>	4.5	1 3 8
95001-45xxx-5x	95001-45001-50M <95001-45003-50M>	4.5	1 3
95001-45xxx-6x	95001-45001-60M <95001-45003-60M> <95001-45008-60M>	4.5	1 3 8
95001-55xxx-2x	95001-55001-50M <95001-55003-50M> <95001-55008-50M>	5.5	1 3 8

Fuel hoses/Tubes			
Standard part No.	Bulk part No.	Bulk part	
		Inner diameter (mm)	Length (m)
95001-55xxx-3x	95001-55001-60M <95001-55003-60M> <95001-55008-60M>	5.5	1 3 8
95001-55xxx-4x	95001-55001-60M <95001-55003-60M> <95001-55008-60M>	5.5	1 3 8
95001-55xxx-5x	95001-55001-50M <95001-55003-50M> <95001-55008-50M>	5.5	1 3 8
95001-55xxx-6x	95001-55001-60M <95001-55003-60M> <95001-55008-60M>	5.5	1 3 8
95001-75xxx-2x	95001-75001-50M <95001-75003-50M>	7.5	1 3
95001-75xxx-3x	95001-75001-60M <95001-75003-60M> <95001-75008-60M>	7.5	1 3 8
95001-75xxx-4x	95001-75001-60M <95001-75003-60M> <95001-75008-60M>	7.5	1 3 8
95001-75xxx-5x	95001-75001-50M <95001-75003-50M>	7.5	1 3
95001-75xxx-6x	95001-75001-60M <95001-75003-60M> <95001-75008-60M>	7.5	1 3 8
95001-80xxx-2x	95001-80001-50M	8.0	1
95001-80xxx-3x	95001-80001-60M	8.0	1
95001-80xxx-4x	95001-80001-60M	8.0	1
95001-80xxx-5x	95001-80001-50M	8.0	1
95001-80xxx-6x	95001-80001-60M	8.0	1

Vinyl tube				
Standard part No.	Bulk part No.	Bulk part		
		Inner dia- meter (mm)	Outer dia-meter (mm)	Length (m)
95003-01xxx-3x	95003-01001-60M <95003-01003-60M>	2.9	6.8	1 3
95003-01xxx-60	95003-01001-60M <95003-01003-60M>	2.9	6.8	1 3
95003-03xxx-3x	95003-03001-60M <95003-03003-60M>	3.0	6.0	1 3
95003-03xxx-60	95003-03001-60M <95003-03003-60M>	3.0	6.0	1 3
95003-05xxx-3x	95003-05001-60M <95003-05003-60M> <95003-05008-60M>	3.5	6.5	1 3 8
95003-05xxx-60	95003-05001-60M <95003-05003-60M> <95003-05008-60M>	3.5	6.5	1 3 8
95003-07xxx-1x	95003-07001-10M <95003-07003-10M> <95003-07008-10M>	4.0	7.0	1 3 8
95003-07xxx-20	95003-07001-10M <95003-07003-10M> <95003-07008-10M>	4.0	7.0	1 3 8
95003-07xxx-3x	95003-07001-60M <95003-07003-60M> <95003-07008-60M>	4.0	7.0	1 3 8
95003-07xxx-60	95003-07001-60M <95003-07003-60M> <95003-07008-60M>	4.0	7.0	1 3 8
95003-07xxx-7x	95003-07001-70M <95003-07003-70M> <95003-07008-70M>	4.0	7.0	1 3 8
95003-08xxx-1x	95003-08001-10M <95003-08003-10M> <95003-08008-10M>	4.5	6.5	1 3 8
95003-09xxx-3x	95003-09001-60M <95003-09003-60M>	4.5	8.0	1 3
95003-09xxx-60	95003-09001-60M <95003-09003-60M>	4.5	8.0	1 3
95003-10xxx-1x	95003-10001-10M <95003-10003-10M>	5.0	8.0	1 3
95003-10xxx-20	95003-10001-10M <95003-10003-10M>	5.0	8.0	1 3
95003-10xxx-3x	95003-10001-60M <95003-10003-60M>	5.0	8.0	1 3
95003-10xxx-60	95003-10001-60M <95003-10003-60M>	5.0	8.0	1 3
95003-11xxx-3x	95003-11001-60M <95003-11003-60M> <95003-11008-60M>	5.0	9.0	1 3 8
95003-11xxx-60	95003-11001-60M <95003-11003-60M> <95003-11008-60M>	5.0	9.0	1 3 8
95003-12xxx-1x	95003-12001-10M <95003-12003-10M> <95003-12008-10M>	5.0	7.0	1 3 8
95003-12xxx-20	95003-12001-10M <95003-12003-10M> <95003-12008-10M>	5.0	7.0	1 3 8

Vinyl tube				
Standard part No.	Bulk part No.	Bulk part		
		Inner dia- meter (mm)	Outer dia-meter (mm)	Length (m)
95003-14xxx-1x	95003-14001-10M <95003-14003-10M>	6.0	9.0	1 3
95003-14xxx-20	95003-14001-10M <95003-14003-10M>	6.0	9.0	1 3
95003-14xxx-3x	95003-14001-60M <95003-14003-60M>	6.0	9.0	1 3
95003-17xxx-1x	95003-17001-10M <95003-17003-10M>	7.0	9.0	1 3
95003-19xxx-1x	95003-19001-10M <95003-19003-10M> <95003-19008-10M>	7.0	11.0	1 3 8
95003-19xxx-20	95003-19001-10M <95003-19003-10M> <95003-19008-10M>	7.0	11.0	1 3 8
95003-19xxx-3x	95003-19001-60M <95003-19003-60M> <95003-19008-60M>	7.0	11.0	1 3 8
95003-19xxx-60	95003-19001-60M <95003-19003-60M> <95003-19008-60M>	7.0	11.0	1 3 8
95003-21xxx-1x	95003-21001-10M <95003-21003-10M>	8.0	9.0	1 3
95003-21xxx-20	95003-21001-10M <95003-21003-10M>	8.0	9.0	1 3
95003-23xxx-1x	95003-23001-10M <95003-23003-10M>	8.0	12.0	1 3
95003-23xxx-20	95003-23001-10M <95003-23003-10M>	8.0	12.0	1 3
95003-23xxx-3x	95003-23001-60M <95003-23003-60M> <95003-23008-60M>	8.0	12.0	1 3 8
95003-23xxx-60	95003-23001-60M <95003-23003-60M> <95003-23008-60M>	8.0	12.0	1 3 8
95003-25xxx-1x	95003-25001-10M <95003-25003-10M>	9.0	11.0	1 3
95003-25xxx-20	95003-25001-10M <95003-25003-10M>	9.0	11.0	1 3
95003-25xxx-3x	95003-25001-60M <95003-25003-60M>	9.0	11.0	1 3
95003-25xxx-7x	95003-25001-70M <95003-25003-70M>	9.0	11.0	1 3
95003-27xxx-1x	95003-27001-10M <95003-27003-10M>	9.0	13.0	1 3
95003-27xxx-20	95003-27001-10M <95003-27003-10M>	9.0	13.0	1 3
95003-27xxx-3x	95003-27001-60M <95003-27003-60M>	9.0	13.0	1 3
95003-27xxx-60	95003-27001-60M <95003-27003-60M>	9.0	13.0	1 3
95003-33xxx-1x	95003-33001-10M <95003-33003-10M>	10.0	14.0	1 3
95003-33xxx-20	95003-33001-10M <95003-33003-10M>	10.0	14.0	1 3

Vinyl tube				
Standard part No.	Bulk part No.	Bulk part		
		Inner dia- meter (mm)	Outer dia-meter (mm)	Length (m)
95003-36xxx-1x	95003-36001-10M <95003-36003-10M> <95003-36008-10M>	11.0	13.0	1 3 8
95003-36xxx-20	95003-36001-10M <95003-36003-10M> <95003-36008-10M>	11.0	13.0	1 3 8
95003-37xxx-3x	95003-37001-60M <95003-37003-60M>	11.0	15.0	1 3
95003-37xxx-60	95003-37001-60M <95003-37003-60M>	11.0	15.0	1 3
95003-38xxx-1x	95003-38001-10M <95003-38003-10M>	12.0	13.0	1 3
95003-38xxx-20	95003-38001-10M <95003-38003-10M>	12.0	13.0	1 3
95003-39xxx-1x	95003-39001-10M <95003-39003-10M>	12.0	14.0	1 3
95003-39xxx-20	95003-39001-10M <95003-39003-10M>	12.0	14.0	1 3
95003-40xxx-20	95003-40001-10M <95003-40003-10M>	12.0	16.0	1 3
95003-40xxx-3x	95003-40001-60M <95003-40003-60M>	12.0	16.0	1 3
95003-40xxx-60	95003-40001-60M <95003-40003-60M>	12.0	16.0	1 3
95003-43xxx-1x	95003-43001-10M <95003-43003-10M> <95003-43008-10M>	13.0	15.0	1 3 8
95003-43xxx-20	95003-43001-10M <95003-43003-10M> <95003-43008-10M>	13.0	15.0	1 3 8
95003-45xxx-1x	95003-45001-10M <95003-45003-10M> <95003-45008-10M>	14.0	18.0	1 3 8
95003-45xxx-20	95003-45001-10M <95003-45003-10M> <95003-45008-10M>	14.0	18.0	1 3 8
95003-50xxx-1x	95003-50001-10M <95003-50003-10M>	16.0	19.0	1 3
95003-50xxx-20	95003-50001-10M <95003-50003-10M>	16.0	19.0	1 3
95003-50xxx-3x	95003-50001-60M <95003-50003-60M>	16.0	19.0	1 3
95003-55xxx-1x	95003-55001-10M <95003-55003-10M>	17.5	20.5	1 3
95003-55xxx-20	95003-55001-10M <95003-55003-10M>	17.5	20.5	1 3
95003-60xxx-1x	95003-60001-10M <95003-60003-10M>	22.0	27.0	1 3
95003-60xxx-20	95003-60001-10M <95003-60003-10M>	22.0	27.0	1 3
95003-60xxx-3x	95003-60001-60M <95003-60003-60M>	22.0	27.0	1 3
95003-60xxx-60	95003-60001-60M <95003-60003-60M>	22.0	27.0	1 3

General purpose hoses			
Standard part No.	Bulk part No.	Bulk part	
		Inner diameter (mm)	Length (m)
95005-11xxx-3x	95005-11001-30M	11.0	1
95005-11xxx-5x	95005-11001-50M	11.0	1
95005-12xxx-1x	95005-12001-10M <95005-12003-10M>	12.0	1 3
95005-12xxx-2x	95005-12001-20M	12.0	1
95005-12xxx-3x	95005-12001-30M	12.0	1
95005-12xxx-5x	95005-12001-50M	12.0	1
95005-14xxx-1x	95005-14001-10M	14.0	1
95005-14xxx-2x	95005-14001-20M <95005-14003-20M>	14.0	1 3
95005-14xxx-3x	95005-14001-30M	14.0	1
95005-14xxx-5x	95005-14001-50M	14.0	1
95005-17xxx-1x	95005-17001-10M	17.0	1
95005-17xxx-2x	95005-17001-20M	17.0	1
95005-17xxx-3x	95005-17001-30M	17.0	1
95005-17xxx-5x	95005-17001-50M	17.0	1
95005-30xxx-3x	95005-30001-30M	3.0	1
95005-30xxx-5x	95005-30001-50M	3.0	1
95005-35xxx-1x	95005-35001-10M <95005-35003-10M> <95005-35008-10M>	3.5	1 3 8
95005-35xxx-2x	95005-35001-20M	3.5	1
95005-35xxx-3x	95005-35001-30M	3.5	1
95005-35xxx-4x	95005-35001-10M <95005-35003-10M> <95005-35008-10M>	3.5	1 3 8
95005-35xxx-5x	95005-35001-50M	3.5	1
95005-45xxx-1x	95005-45001-10M <95005-45003-10M> <95005-45008-10M>	4.5	1 3 8
95005-45xxx-2x	95005-45001-20M	4.5	1
95005-45xxx-3x	95005-45001-30M	4.5	1

General purpose hoses			
Standard part No.	Bulk part No.	Bulk part	
		Inner diameter (mm)	Length (m)
95005-45xxx-4x	95005-45001-10M <95005-45003-10M> <95005-45008-10M>	4.5	1 3 8
95005-45xxx-5x	95005-45001-50M	4.5	1
95005-50xxx-3x	95005-50001-30M <95005-50003-30M>	5.0	1 3
95005-50xxx-5x	95005-50001-50M	5.0	1
95005-55xxx-1x	95005-55001-10M <95005-55003-10M> <95005-55008-10M>	5.3	1 3 8
95005-55xxx-2x	95005-55001-20M <95005-55003-20M>	5.3	1 3
95005-55xxx-4x	95005-55001-10M <95005-55003-10M> <95005-55008-10M>	5.3	1 3 8
95005-65xxx-1x	95005-65001-10M <95005-65003-10M>	6.5	1 3
95005-65xxx-2x	95005-65001-20M	6.5	1
95005-70xxx-3x	95005-70001-30M <95005-70003-30M>	7.0	1 3
95005-70xxx-5x	95005-70001-50M	7.0	1
95005-75xxx-1x	95005-75001-10M <95005-75003-10M>	7.3	1 3
95005-75xxx-2x	95005-75001-20M	7.3	1
95005-80xxx-1x	95005-80001-10M <95005-80003-10M>	8.0	1 3
95005-80xxx-2x	95005-80001-20M	8.0	1
95005-80xxx-3x	95005-80001-30M	8.0	1
95005-80xxx-5x	95005-80001-50M	8.0	1
95005-91xxx-3x	95005-91001-30M	12.0	1
95005-91xxx-5x	95005-91001-50M	12.0	1
95005-92xxx-3x	95005-92001-30M	12.0	1
95005-92xxx-5x	95005-92001-50M	12.0	1

NOTE: X is displayed to represent the omitted numerals and letters of the roman alphabet.

⊙ **CAUTION: It is DANGEROUS to confuse the fuel hose with the general purpose hose or vinyl hose.**

Never use a general purpose hose or vinyl hose in place of a fuel hose or vice versa. Always use the correct bulk part in the parts catalogue, according to the service manual or the instructions issued with the bulk part.

• Bulk part number of fuel hose, general purpose hose and vinyl hose.

(Example)

9 5 0 0 1 - 7 5 0 0 1 - 5 0 M

Bulk part number: Refers to the bulk part.

Marking code (hose type): (fuel hose and general purpose hose)

Change code (for added hose): (Vinyl hose)

- Indicates number mark or change sequence, however, the code for the bulk part must be strictly 0 (zero).

Types of code:

- Fuel hose
 - 2: Red outside braid (3 mm inside dia. only)
 - 5: Black inside braid
 - 3: Red (3 mm inside dia. only)
 - 4: Ash gray with red stripe (3 mm inside dia. only)
 - 6: Black
- Vinyl hose
 - 1: Clear
 - 2: Black
 - 3: Light red
 - 6: Light red
 - 7: Pale black
- General hose
 - 1: Ash gray
 - 2: Ash gray
 - 3: Black
 - 5: Black

Lengths: 001: 1 m (standard)
003: 3 m
008: 8 m

I.D code: (fuel hose and general purpose hose)

- 30: 3.0 mm
- 35: 3.5 mm
- 45: 4.5 mm
- 50: 5.0 mm
- 55: 5.3 mm, 5.5 mm
- 65: 6.5 mm
- 70: 7.0 mm
- 75: 7.3 mm, 7.5 mm
- 80: 8.0 mm
- 11: 11 mm
- 91: 12 mm (outside dia. 15) mm
- 92: 12 mm (outside dia. 16) mm
- 12: 12 mm (outside dia. 17) mm
- 14: 14 mm
- 17: 17 mm

ID./OD. code: (vinyl hose)

- 01: ID. 2.9, OD. 6.8 mm
- 03: ID. 3.0, OD. 6.0 mm
- 05: ID. 3.5, OD. 6.5 mm
- 07: ID. 4.0, OD. 7.0 mm
- 08: ID. 4.5, OD. 6.5 mm
- 09: ID. 4.5, OD. 8.0 mm
- 12: ID. 5.0, OD. 7.0 mm
- 10: ID. 5.0, OD. 8.0 mm
- 11: ID. 5.0, OD. 9.0 mm
- 14: ID. 6.0, OD. 9.0 mm
- 17: ID. 7.0, OD. 9.0 mm
- 19: ID. 7.0, OD. 11.0 mm
- 21: ID. 8.0, OD. 9.0 mm
- 23: ID. 8.0, OD. 12.0 mm
- 25: ID. 9.0, OD. 11.0 mm
- 27: ID. 9.0, OD. 13.0 mm
- 33: ID. 10.0, OD. 14.0 mm
- 36: ID. 11.0, OD. 13.0 mm
- 37: ID. 11.0, OD. 15.0 mm
- 38: ID. 12.0, OD. 13.0 mm
- 39: ID. 12.0, OD. 14.0 mm
- 40: ID. 12.0, OD. 16.0 mm
- 43: ID. 13.0, OD. 15.0 mm
- 45: ID. 14.0, OD. 18.0 mm
- 50: ID. 16.0, OD. 19.0 mm
- 55: ID. 17.5, OD. 20.5 mm
- 60: ID. 22.0, OD. 27.0 mm

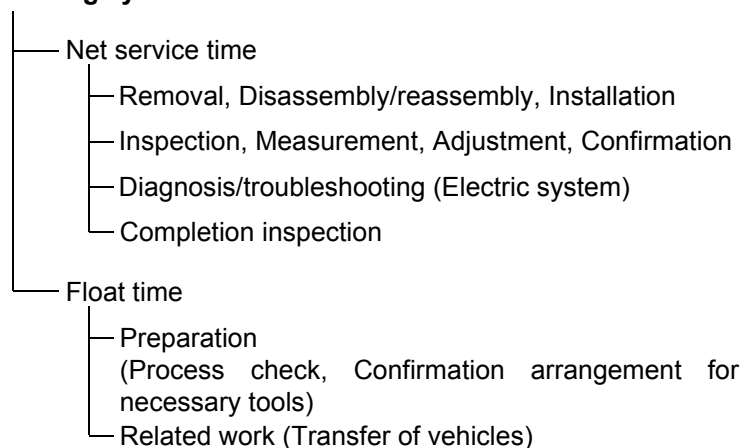
Hose type: 1: Fuel hose
3: Vinyl hose
5: General hose



FLAT RATE SERVICE TIME

Flat rate service time (FRT) means the standard time required to service a MC, which is listed in this manual to help the dealers control the actual working process and calculate the service charge by using it as a guide.

FRT setting system



* Float time is set by multiplying the net service time by a given coefficient.

Editorial style

The service items shown in the text are listed with the exchange work time for the repair sales parts as the subject. Other representative service items not using repair parts (removal/installation, adjustment, inspection/measuring, and other work) are listed collectively in the list in the preface, classified according to the work.

FRT setting standard

- Decimal system (in unit of 0.1) is adopted to set FRT as it is convenient to calculate the wage.
Example: (0.1) → 6 minutes, (0.2) → 12 minutes
[Labor cost per hour] x [FRT] = [Wage]
- FRT is set with a hand tool.
- Service items and FRT can be subject to change depending on development of tools and service equipment and improvement in service procedure.

Work procedure

- As the work procedure is set with the work time according to the method in the separate Service Manual, refer to this Manual as required.
- Work methods permitting servicing in the shortest time still permitting assurance of safe work and product warranty are used for the setting of service items not listed in the Service Manual.
- Work basically is to be performed by one person, and when two or more people are required, setting is done as the total time for the number of people.
- The set value for the technological level of the workers uses a person with three years of experience in the repair of Honda vehicles as the standard.
- Special tools and service equipment used to set FRT are those specified or recommended in Service Manual.

Service item whose FRT is not presented

- Accessories and service parts that are not listed to use in this manual.
 - Locations with little aging deterioration or breakage during normal use.
 - Service work that can be finished by one touch.
 - Service work that is seldom done (i.e. extremely small causes of trouble and service frequency).
- * When FRT is not presented, please calculate wages based on appropriate actual work time

Operation not included of FRT

- Oil and coolant water draining, Waiting time for warming up operation and etc..
- Additional operation that involves removal/installation of standard exterior equipment.
- Indirect time spent for service by visiting the customer, trade-in, and delivery of a MC.
- Indirect time required for ordering and delivery of parts.
- Cost for grease, adhesive agent, etc. used for service work.

**Explanation of FRT by using an example
(The example may differ from the actual presented items)**

Ref. No.	L.O.N.	(Relative ref. Number) Description	F.R.T.
②	111118	(1, 3, 4, 7) CAMSHAFT 4.5	②
③	111118A	⑥ • Includes: Valve clearance adjustment Replace rocker arm add 1.0	⑤

- ① Reference No. of the illustration of part that shows location of the replacement work.
- ② FRT is an abbreviation of Flat Rate Time indicating the standard service time required for the replacement.
- ③ LON is an abbreviation of Labor Operation Number, and it is a classification of the service items by the work unit code.

The same operation code is used regardless of the models.

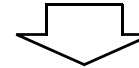
Standard operation is indicated with 6 digits code, and additional operation is indicated with 7 digits code.
- ④ Indicating the camshaft replacement and FRT4.5.
- ⑤ Indicating FRT1.0 that will be added when additional operation (replace rocker arm) is done in association with camshaft replacement.

- ⑥ Indicating work contents that are included in the service item.
- ⑦ Indicating a reference No. whose operation and time are the same as FRT4.5 for the camshaft.

(The application range is limited to the service items without an LON setting within a same block.)

**How to refer to the service item by using the sample
(camshaft replacement)**

Open to the page of the block where the camshaft's spare part illustration is shown.



Look for the camshaft illustration, and refer to the service item and FRT that agree with the reference No.

Indication mark for the listing of service items that continues to the following page

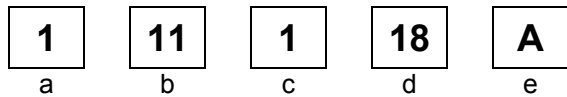
Ref. No.	L.O.N.	(Relative ref. Number) Description	F.R.T.
2	111118	CAMSHAFT	4.5
	.	.	.
	.	.	.

+
Mark indicated at the last line.


Indication of the block with no setting of FRT

Ref. No.	L.O.N.	(Relative ref. Number) Description	F.R.T.
NO INFORMATION			

• LON code system



- a) Category code..... Engine
- b) Location/function code Engine upper
- c) Operation code..... Replace
- d) Operation sequence number (Unit code can be shown with alphabet) camshaft (No regular rule of code)
- e) Additional code replace rocker arm (No regular rule of code)



a) Category codes and classification

Code	Category
1	Engine
2	Transmission
3	Fuel & Exhaust
4	Frame & Body
5	Steering/Suspension
6	Electrical
7	Wheels/Brakes
8	Controls/instrument
9	-
0	-

c) Operation codes and classification

Code	Operation category
1	Replace, Removal/Installation, Change
2	Overhaul
3	Adjust, Balance
4	(Paint-related work: Top-coat)
5	Test, Inspect/diagnose, Measurement, Check
6	(Overhaul-related work: Rebore)
7	(Overhaul-related work: Reseal)
8	(Resurface)
9	(Paint-related work: Refinish)
0	Repair, Cleaning, Air bleeding

Major service items without using spare parts

(1) Removal/Installation, (2) Adjustment,
(3) Inspection/M Measurement, (4) Overhaul, (5) Other work

E: Engine, F: Frame

* OPERATIONS OTHER THAN REPLACING PARTS

(1) Removal and installation

Set for the configuration with the parts removed from the vehicle.

	LON	DESCRIPTION	FRT
E	1101E5	TILTING ENGINE ASSEMBLY-REMOVAL/INSTALLATION INCLUDES: All necessary adjustment	1.7
	1111K0	CYLINDER HEAD ASSEMBLY-REMOVAL/INSTALLATION	1.4
	3111D6	CARBURETOR ASSEMBLY-REMOVAL/INSTALLATION	0.4
	1101E6	CRANKCASE SEPARATION INCLUDES: Engine removal and installation	3.5

(2) Adjustment

	LON	DESCRIPTION	FRT
E	3113A0	CARBURETOR IDLE-ADJUSTMENT	0.1
	2123A0	CLUTCH-ADJUSTMENT INCLUDES: Clutch lever adjustment	0.1
	6143A1	SPARK PLUG-ADJUSTMENT/CLEANING	0.1
	1113A0	VALVE CLEARANCE-ADJUSTMENT NOTE: For 1 vehicle	0.4
F	6163A0	HEADLIGHT-AIMING	0.1
	2133A0	DRIVE CHAIN-ADJUSTMENT	0.1
	3113A3	THROTTLE OPERATION-ADJUSTMENT	0.1

(3) Inspection, Measurement

	LON	DESCRIPTION	FRT
E	1115A0	COMPRESSION PRESSURE-MEASUREMENT	0.1
	3115A0	CARBURETOR FLOAT LEVEL-MEASUREMENT	0.5
	6145A0	IGNITION TIMING-INSPECTION	0.2
F	6105A0	BATTERY-CHECKING OF ELECTROLYTE LEVEL & CHARGE	0.2

(4) Overhaul

Work condition: The required Measurements, inspections, adjustments, and cleaning/washing of each part are performed, including the main body removal/installation work and the replacement of defective parts.

	LON	DESCRIPTION	FRT
E	311200	CARBURETOR-OVERHAUL INCLUDES: All necessary adjustment	0.7

(5) Other work

	LON	DESCRIPTION	FRT
E	1130A1	OIL FILTER SCREEN-CLEANING	0.6
F	7110A0	FRONT BRAKE-AIR BLEEDING	0.2
	7110A1	REAR BRAKE-AIR BLEEDING	0.2

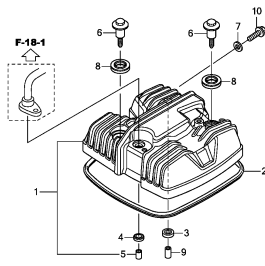
ENGINE GROUP

C 7

E-1

CYLINDER HEAD COVER

D 1

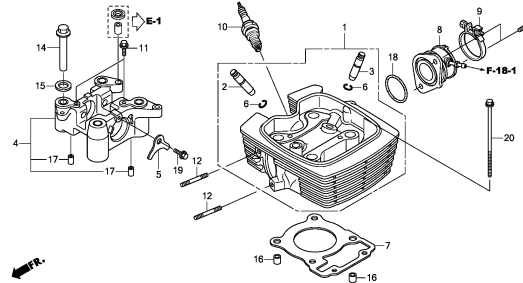


KSP5E0100

E-2

CYLINDER HEAD

D 2

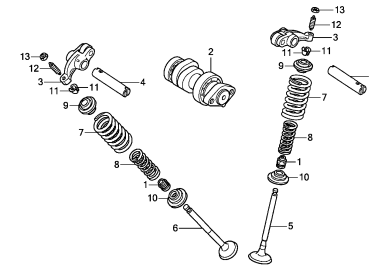


KSP5E0200A

E-3

CAMSHAFT/VALVE

D 3

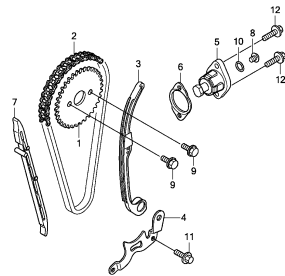


KSP5E0300

E-4

CAM CHAIN/TENSIONER

D 4

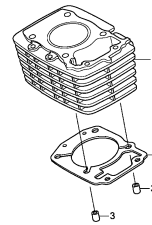


KSP5E0400

E-5

CYLINDER

D 5

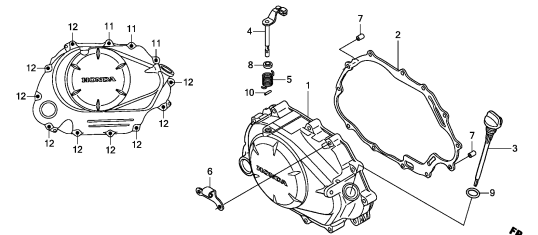


KSP5E0500

E-6

RIGHT CRANKCASE COVER

D 6

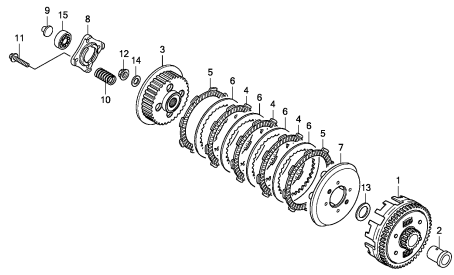


KSP5E0600

E-7

CLUTCH

D 7

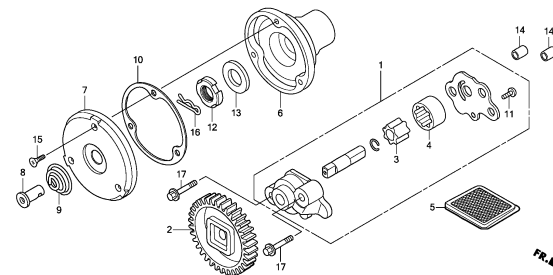


KSP5E0700

E-8

OIL PUMP

D 8

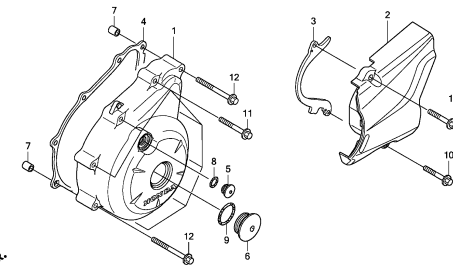


KSP5E0800

E-9

LEFT CRANKCASE COVER

D 9



KSP5E0900

2

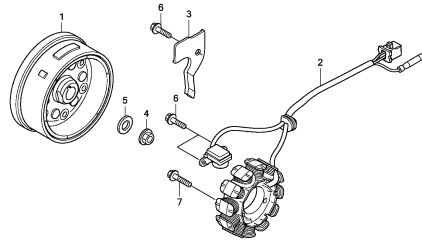
ENGINE GROUP

C 8

E-10

GENERATOR

D10

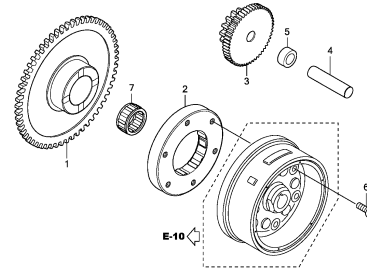


KSPFE1000

E-11

STARTING CLUTCH

D11

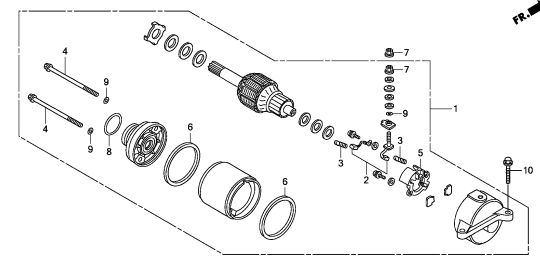


KSPFE1100

E-12

STARTING MOTOR

D12

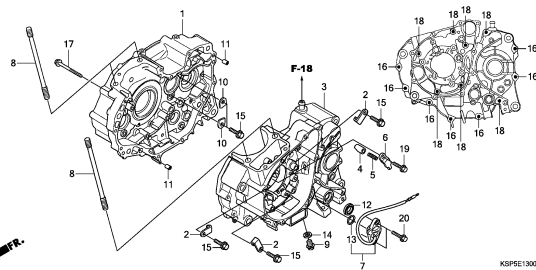


KSPFE1200

E-13

CRANKCASE

D13

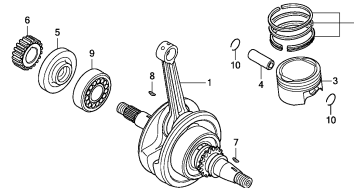


KSPFE1300

E-14

CRANKSHAFT/PISTON

D14

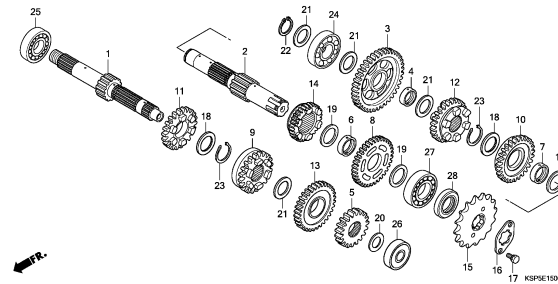


KSPFE1400

E-15

TRANSMISSION

D15

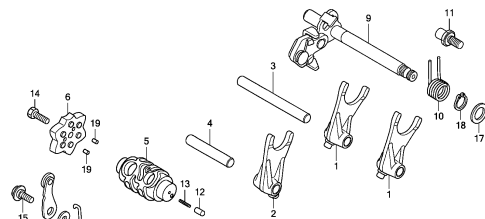


KSPFE1500

E-16

GEARSHIFT DRUM

E 1

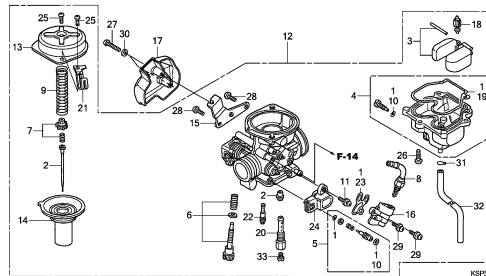


KSPFE1600

E-17

CARBURETOR

E 2



KSPFE1700

2

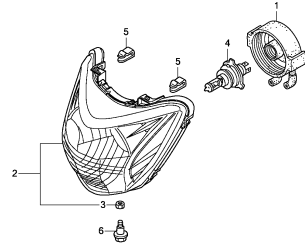
FRAME GROUP

C 9

F-1

HEADLIGHT

F 1

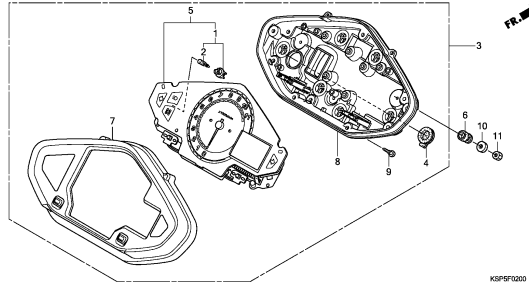


KSP5F0100

F-2

METER

F 2

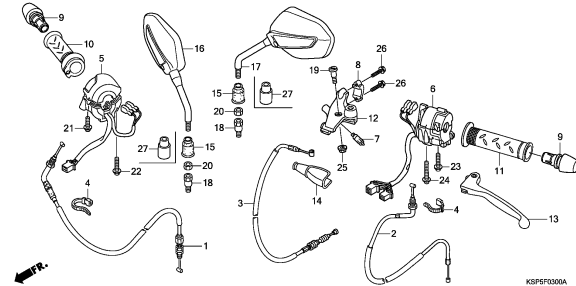


KSP5F0200

F-3

HANDLE LEVER/SWITCH/CABLE

F 3

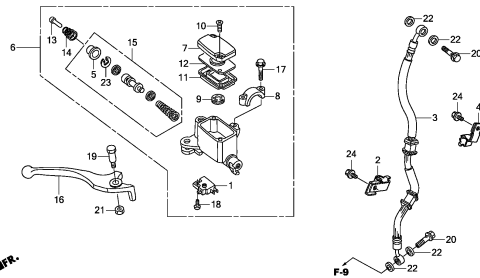


KSP5F0300A

F-4

FR. BRAKE MASTER CYLINDER (CBF150MB)

F 5

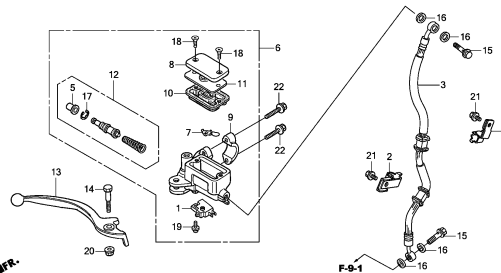


KSP5F0400

F-4-1

FR. BRAKE MASTER CYLINDER (CBF150MC)

F 6

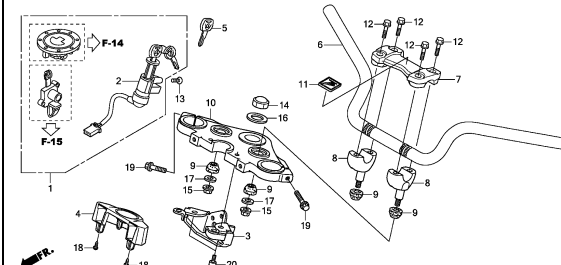


KSP5F0401

F-5

HANDLE PIPE/TOP BRIDGE

F 7

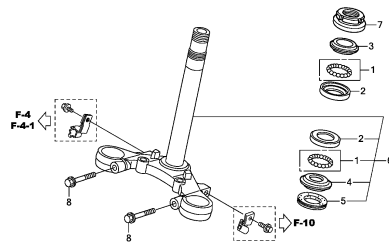


KSP5F0500

F-6

STEERING STEM

F 9

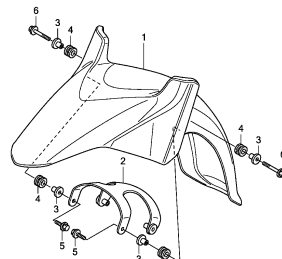


KSP5F0600A

F-7

FRONT FENDER

F10

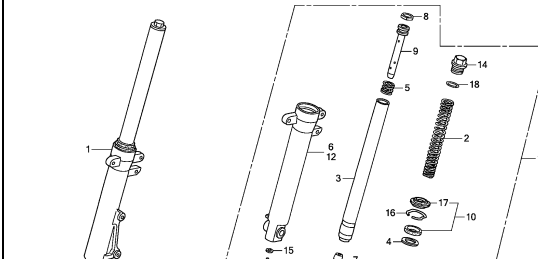


KSP5F0700

F-8

FRONT FORK

F11



KSP5F0800

3

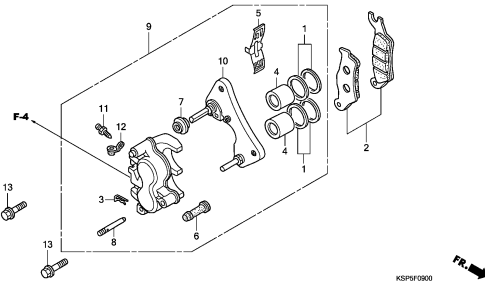
FRAME GROUP

C10

F-9

FRONT BRAKE CALIPER(CBF150MB)

F12

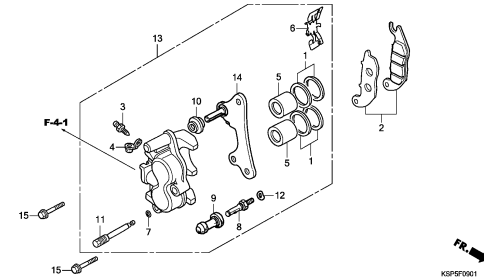


KSPSF090

F-9-1

FRONT BRAKE CALIPER(CBF150MC)

F13

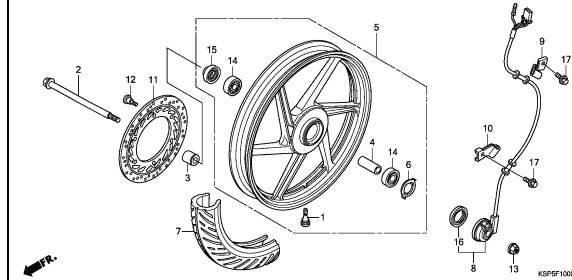


KSPSF0901

F-10

FRONT WHEEL

F14

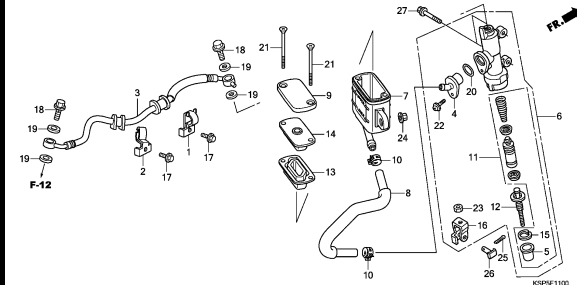


KSPSF1000

F-11

RR. BRAKE MASTER CYLINDER

F15

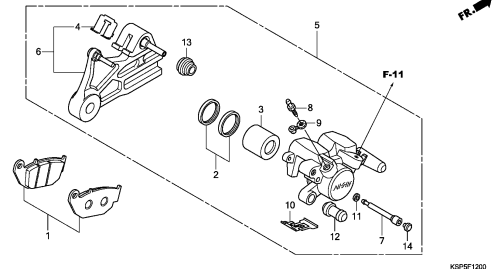


KSPSF1100

F-12

REAR BRAKE CALIPER

G 1

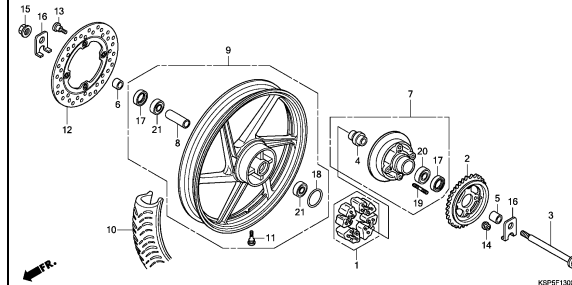


KSPSF1200

F-13

REAR WHEEL

G 2

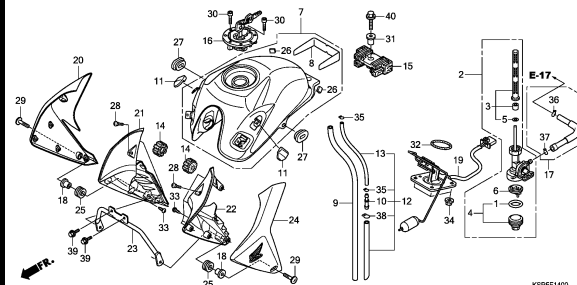


KSPSF1300

F-14

FUEL TANK

G 4

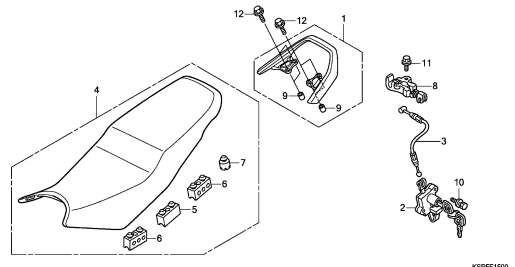


KSPSF1400

F-15

SEAT

G 6

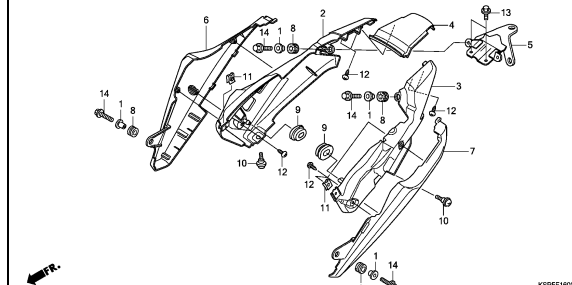


KSPSF1500

F-16

REAR COWL

G 7



KSPSF1600

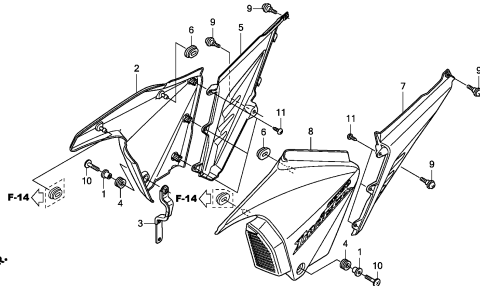
FRAME GROUP

C11

F-17

SIDE COVER

G 8

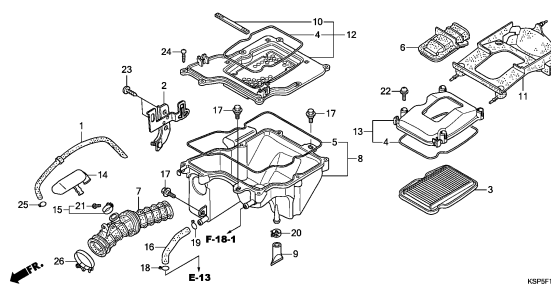


KSPSF1700

F-18

AIR CLEANER

G 9

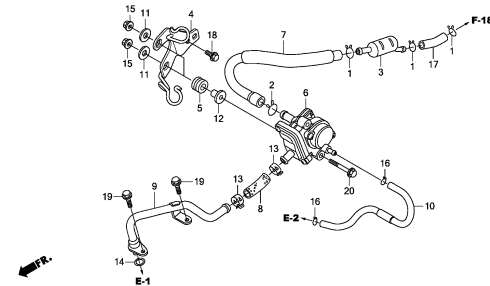


KSPSF1800

F-18-1

AIR SUCTION VALVE

G11

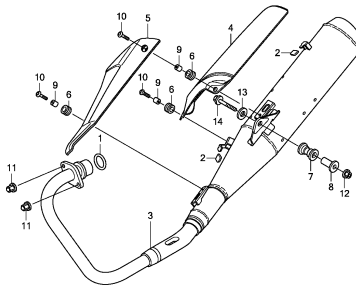


KSPSF1801

F-19

EXHAUST MUFFLER

G12

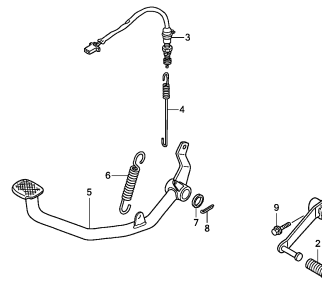


KSPSF1900A

F-20

PEDAL

G13

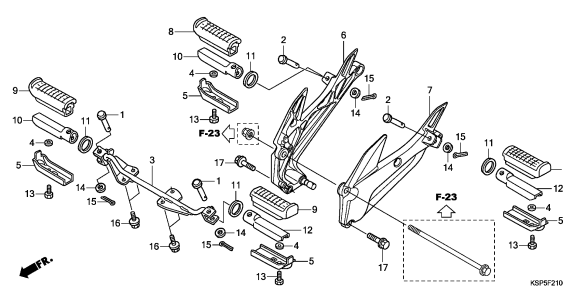


KSPSF2000

F-21

STEP

G14

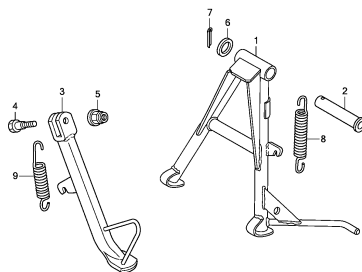


KSPSF2100

F-22

STAND

G15

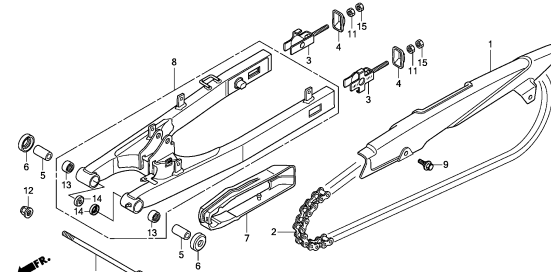


KSPSF2200

F-23

SWINGARM

G16

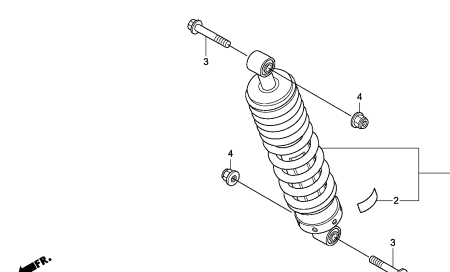


KSPSF2300

F-24

REAR CUSHION

H 1



KSPSF2400

3

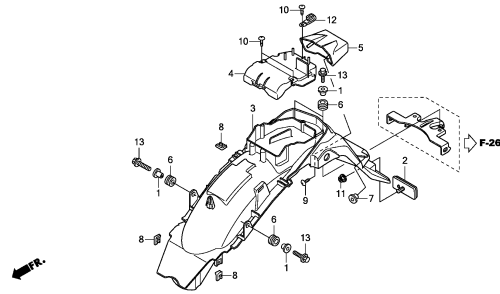
FRAME GROUP

C12

F-25

REAR FENDER

H 2

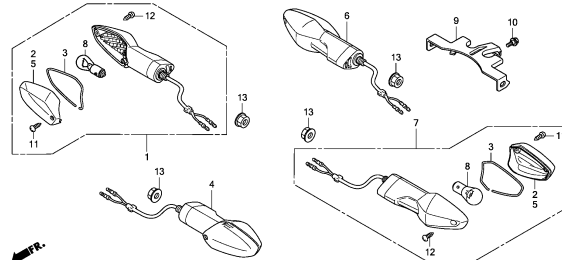


KSPSF2600

F-26

WINKER

H 3

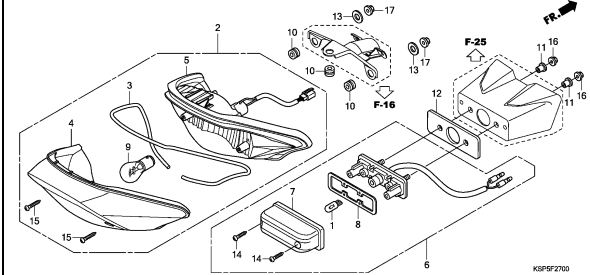


KSPSF2600

F-27

TAILLIGHT

H 4

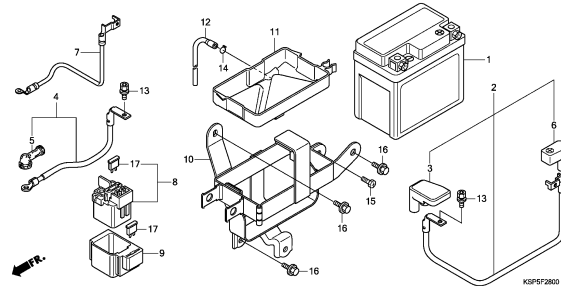


KSPSF2700

F-28

BATTERY

H 5

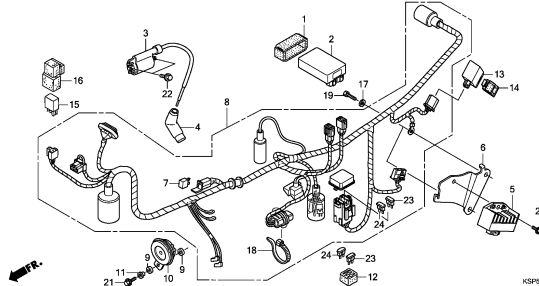


KSPSF2800

F-29

WIRE HARNESS

H 6

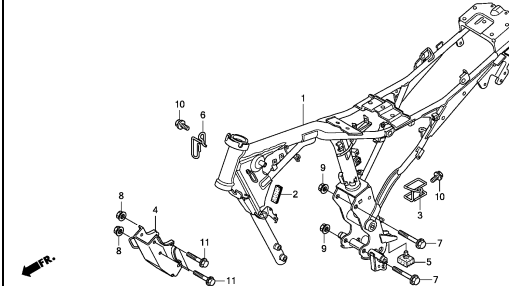


KSPSF2900

F-30

FRAME BODY

H 8

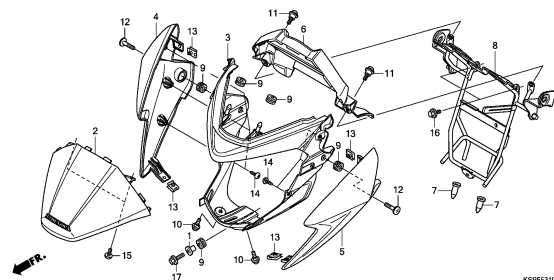


KSPSF3000

F-31

FRONT COWL

H 9

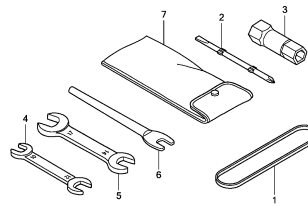


KSPSF3100

F-32

TOOLS

H11

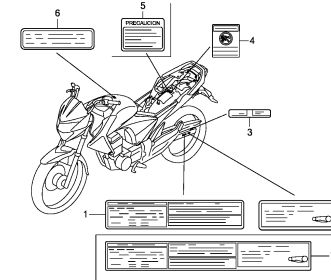


KSPSF3200

F-33

CAUTION LABEL

H12



KSPSF3300A

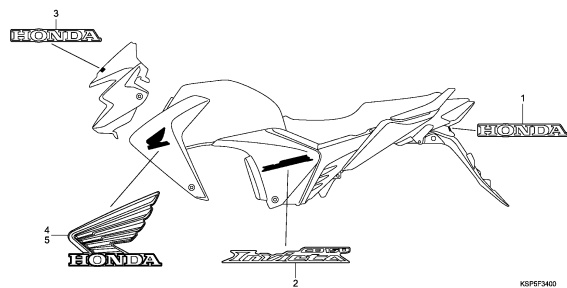
FRAME GROUP

C13

F-34

MARK/EMBLEM(CBF150MB)

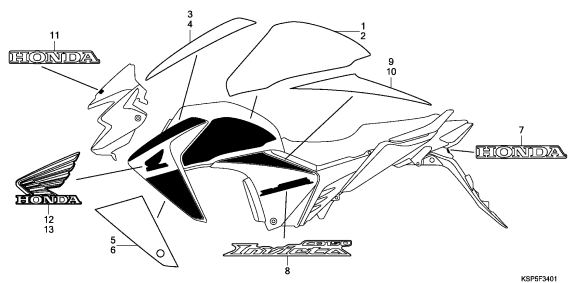
H13



F-34-1

MARK/EMBLEM(CBF150MC)

H14

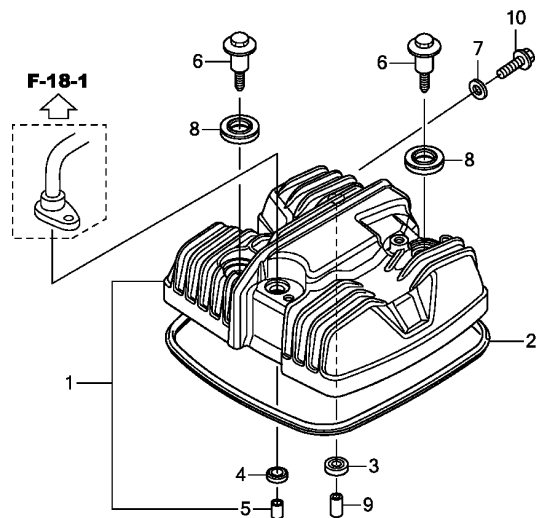


3

E-1

CYLINDER HEAD COVER

D 1



KSP5E0100

Ref. No.	L.O.N.	(Relative ref. Number) Description	F.R.T.
1	1111C4	COVER, CYLINDER HEAD	0.3
2	1111D2	GASKET, CYLINDER HEAD COVER ..	0.3

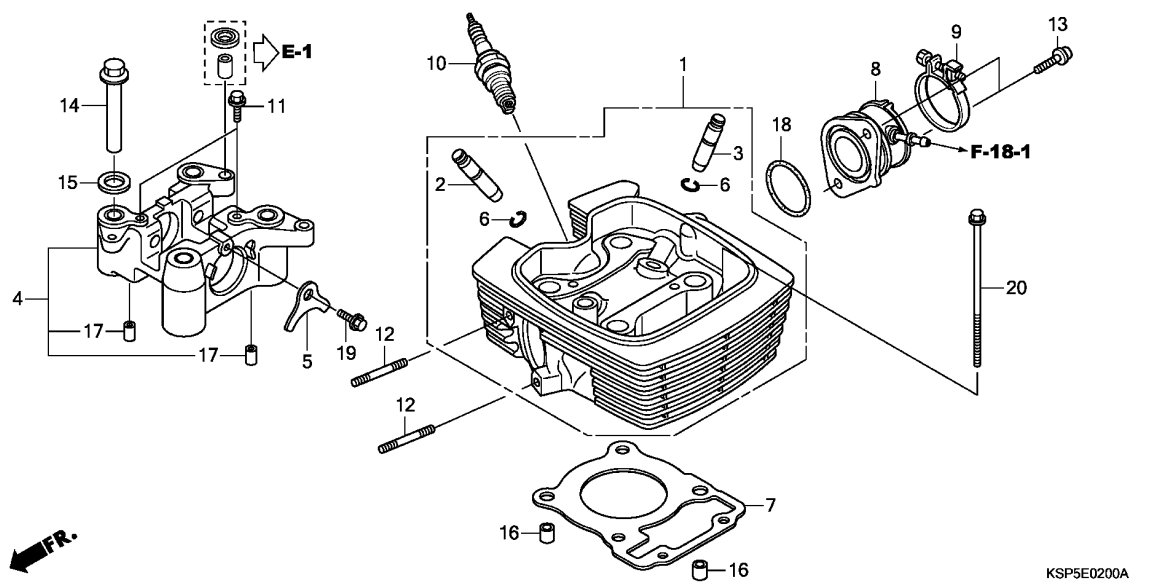
Ref. No.	Part No.	Description	Reqd. QTY		Serial No.	Parts catalogue code
			CBF150M	C		
1	12310-KSP-B01	COVER COMP., CYLINDER HEAD ..	1	1		
2	12391-KRM-840	GASKET, HEAD COVER	1	1		
3	12396-KRM-840	GASKET B, HEAD COVER	1	1		
4	12397-KWG-601	GASKET C, HEAD COVER	1	1		
	12397-KYE-901	GASKET C, HEAD COVER(ARAI) ..	1	1		
5	12398-KSP-B00	COLLAR, 10MM	1	1		
6	90003-KFG-000	BOLT, L. CRANKCASE COVER	2	2		
7	90463-KRM-840	WASHER, SEALING, 6.2X12X1.2 ..	1	1		
8	90543-MV9-670	RUBBER, MOUNTING	2	2		
9	90702-KRM-840	DOWEL PIN, 8X14	1	1		
10	96001-06012-00	BOLT, FLANGE, 6X12	1	1		

2

E-2

CYLINDER HEAD

D 2

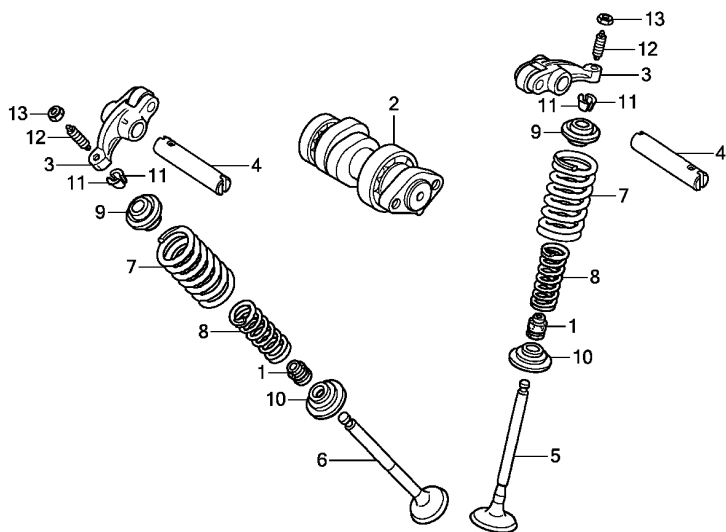


Ref. No.	L.O.N.	(Relative ref. Number) Description	F.R.T.
1	111106	HEAD, CYLINDERINCLUDES: Valve adjust and reface	2.2
2	1111M0	GUIDE, EXHAUST VALVE(ONE)INCLUDES: Reaming .INCLUDES: Valve adjust and reface	2.2
3	1111L9	GUIDE, INTAKE VALVE(ONE)INCLUDES: Reaming .INCLUDES: Valve adjust and reface	2.2
	1111M9	GUIDE, VALVE :FOR 1 VEHICLE .. .INCLUDES: Reaming .INCLUDES: Valve adjust and reface	2.5
4	1111B4	HOLDER, CAMSHAFT	0.9
7	111115	GASKET, CYLINDER HEAD	1.4
8	311131	INSULATOR, THROTTLE BODY/ CARBURETOR	0.4
10	614130	PLUG, SPARK	0.1

KSP5E0200A

Ref. No.	Part No.	Description	Reqd. QTY		Serial No.	Parts catalogue code
			CBF150M B	C		
1	12200-KSP-B00	HEAD COMP., CYLINDER	1	1		
2	12204-KRM-305	GUIDE, VALVE(O.S.)	1	1		
3	12205-KSP-305	GUIDE, IN. VALVE(OS)	1	1		
4	12210-KSP-910	HOLDER COMP., CAMSHAFT	1	1		
5	12212-KRM-840	PLATE, STOPPER	1	1		
6	12213-KSP-910	CLIP, VALVE GUIDE	2	2		
7	12251-KRM-B41	GASKET, CYLINDER HEAD	1	1		
8	16210-KVE-900	INSULATOR COMP., CARBURETOR ..	1	1		
9	16217-KSP-910	BAND, INSULATOR	1	1		
10	31916-KRM-841	PLUG, SPARK(CPR8EA-9)(NGK) ..	1	1		
	31926-KRM-841	PLUG, SPARK(CPR9EA-9)(NGK) ..	(1)	(1)		
	31926-KSP-861	PLUG, SPARK(UR4DC)	(1)	(1)		
11	90002-KRM-840	BOLT, FLANGE, 5X14	2	2		
12	90035-KRM-840	BOLT, STUD, 8X22	2	2		
13	90091-KRM-840	BOLT, FLANGE SOCKET, 6X22 ...	2	2		
14	90306-KRM-840	NUT, CYLINDER HEAD	4	4		
15	90404-KPT-A00	WASHER, PLAIN, 12MM	4	4		
16	90703-KRM-840	DOWEL PIN, 10X12	2	2		
17	90704-KRM-840	DOWEL PIN, 6X10	2	2		
	94302-06100	PIN B, DOWEL, 6X10	2	2		
	94303-06100	DOWEL PIN, 6X10	2	2		
18	91304-KRM-840	O-RING, 33.5X3.0	1	1		
19	95701-06014-00	BOLT, FLANGE, 6X14	1	1		
20	95801-06105-00	BOLT, FLANGE, 6X105	2	2		

2



KSP5E0300

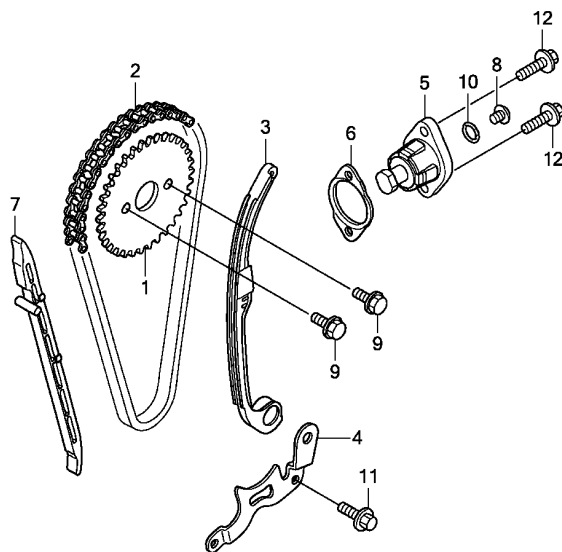
Ref. No.	L.O.N.	(Relative ref. Number) Description	F.R.T.
2	111118	CAMSHAFTINCLUDES: Valve adjustment (4)	0.7
3	1111K8	ARM, INTAKE VALVE ROCKER(ONE) .INCLUDES: Valve adjustment	0.8
	1111K9	ARM, EXHAUST VALVE ROCKER(ONE) .INCLUDES: Valve adjustment	0.8
	1111L8	ARM, VALVE ROCKER :FOR 1 VEHICLE	0.8
		.INCLUDES: Valve adjustment	
5	1111N0	VALVE, INTAKE(ONE)	1.7
		.INCLUDES: Refacing	
6	1111N1	VALVE, EXHAUST(ONE)	1.7
		.INCLUDES: Refacing	
	1111P0	VALVE :FOR 1 VEHICLE	1.9
		.INCLUDES: Refacing (1,8,9,10,11)	
7	1111P2	INTAKE VALVE SPRING AND/OR STEM SEAL(ONE)	1.5
	1111P3	EXHAUST VALVE SPRING AND/OR STEM SEAL(ONE)	1.5
	1111Q2	VALVE SPRING AND/OR STEM SEAL :FOR 1 VEHICLE	1.6

Ref. No.	Part No.	Description	Reqd. QTY		Serial No.	Parts catalogue code
			CBF150M	C		
1	12209-GB4-682	SEAL, VALVE STEM(ARAI)	2	2		
2	14100-KSP-B00	CAMSHAFT COMP.	1	1		
3	14430-KSP-910	ARM COMP., VALVE ROCKER	2	2		
4	14451-KRM-840	SHAFT, ROCKER ARM	2	2		
5	14711-KSP-910	VALVE, IN.	1	1		
6	14721-KVE-900	VALVE, EX.	1	1		
7	14751-KWF-840	SPRING, VALVE OUTER	2	2		
8	14761-KWF-840	SPRING, VALVE INNER	2	2		
9	14771-KSP-910	RETAINER, VALVE SPRING	2	2		
10	14777-KGH-900	SEAT, VALVE SPRING	2	2		
11	14781-MA6-000	COTTER, VALVE	4	4		
12	90012-KK3-830	SCREW, TAPPET ADJUSTING	2	2		
13	90206-250-000	NUT, TAPPET ADJUSTING	2	2		

E-4

CAM CHAIN/TENSIONER

D 4



KSP5E0400

Ref. No.	L.O.N.	(Relative ref. Number) Description	F.R.T.
1	1111Q4	SPROCKET, CAM	0.5
2	110140	CHAIN, CAM	1.0
3	111130	TENSIONER, CAM CHAIN	0.9
5		(6)	
	111133	LIFTER, TENSIONER	0.2
7	111139	GUIDE, CAM CHAIN	1.4

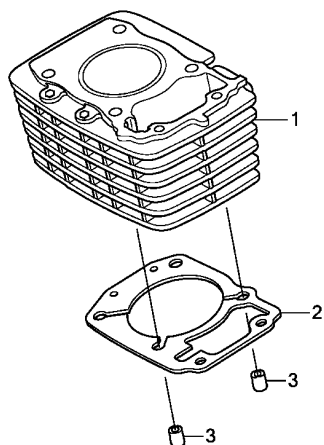
Ref. No.	Part No.	Description	Reqd. QTY		Serial No.	Parts catalogue code
			CBF150M	C		
1	14321-KRM-840	SPROCKET, CAM(34T)	1	1		
2	14401-KCW-851	CHAIN, CAM(94L)(BORG WARNER)	1	1		
3	14510-KRM-842	TENSIONER ASSY., CAM CHAIN ..	1	1		
4	14515-KRM-840	PLATE, TENSIONER SETTING	1	1		
5	14520-KSP-910	LIFTER ASSY., TENSIONER	1	1		
6	14560-KSP-910	GASKET, TENSIONER LIFTER	1	1		
7	14610-KSP-910	GUIDE, CAM CHAIN	1	1		
8	90005-KY7-000	SCREW, PAN, 6X6	1	1		
9	90083-KRM-840	BOLT, KNOCK, 5MM	2	2		
10	91306-KRM-840	O-RING, 1.5X9.5	1	1		
11	95701-06016-00	BOLT, FLANGE, 6X16	1	1		
12	96001-06022-00	BOLT, FLANGE, 6X22	2	2		

2

E-5

CYLINDER

D 5



FR.

KSP5E0500

Ref. No.	L.O.N.	(Relative ref. Number) Description	F.R.T.
1	1111A5	CYLINDER	1.7
2	111102	GASKET, CYLINDER	1.6

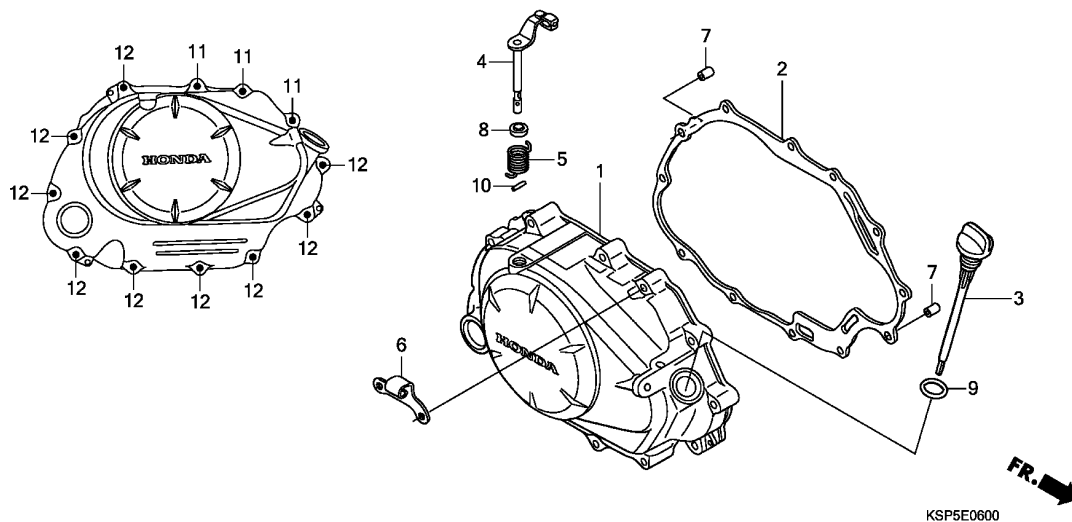
Ref. No.	Part No.	Description	Reqd. QTY		Serial No.	Parts catalogue code
			CBF150M	C		
1	12100-KSP-B00	CYLINDER COMP.	1	1		
2	12191-KWK-900	GASKET, CYLINDER	1	1		
3	90703-KRM-840	DOWEL PIN, 10X12	2	2		

2

E-6

RIGHT CRANKCASE COVER

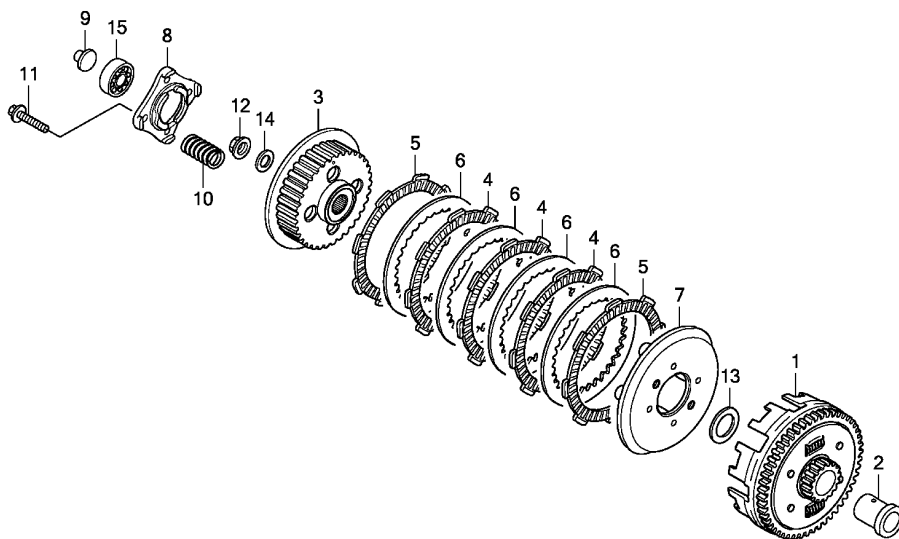
D 6



Ref. No.	L.O.N.	(Relative ref. Number) Description	F.R.T.
1	110159	COVER, CRANKCASE :RIGHT	0.7
2	110158	GASKET, CRANKCASE COVER :RIGHT (5)	0.6
4	2121A7	LEVER, CLUTCH	0.7

Ref. No.	Part No.	Description	Reqd. QTY		Serial No.	Parts catalogue code
			CBF150M B	C		
1	11330-KSP-B00	COVER COMP., R. CRANKCASE ...	1	1		
2	11393-KWK-900	GASKET, R. CRANKCASE COVER ..	1	1		
3	15651-KSP-910	GAUGE, OIL LEVEL	1	1		
4	22810-KRM-B00	LEVER COMP., CLUTCH	1	1		
5	22815-428-000	SPRING, CLUTCH LEVER	1	1		
6	22821-KSP-B00	RECEIVER, CLUTCH CABLE	1	1		
7	90702-KRM-840	DOWEL PIN, 8X14	2	2		
8	91202-KSP-911	OIL SEAL, 12X18X4	1	1		
9	91307-KRM-840	O-RING, 18X3	1	1		
10	94305-30102	PIN, SPRING, 3X10	1	1		
11	96001-06030-00	BOLT, FLANGE, 6X30	3	3		
12	96001-06040-00	BOLT, FLANGE, 6X40	9	9		

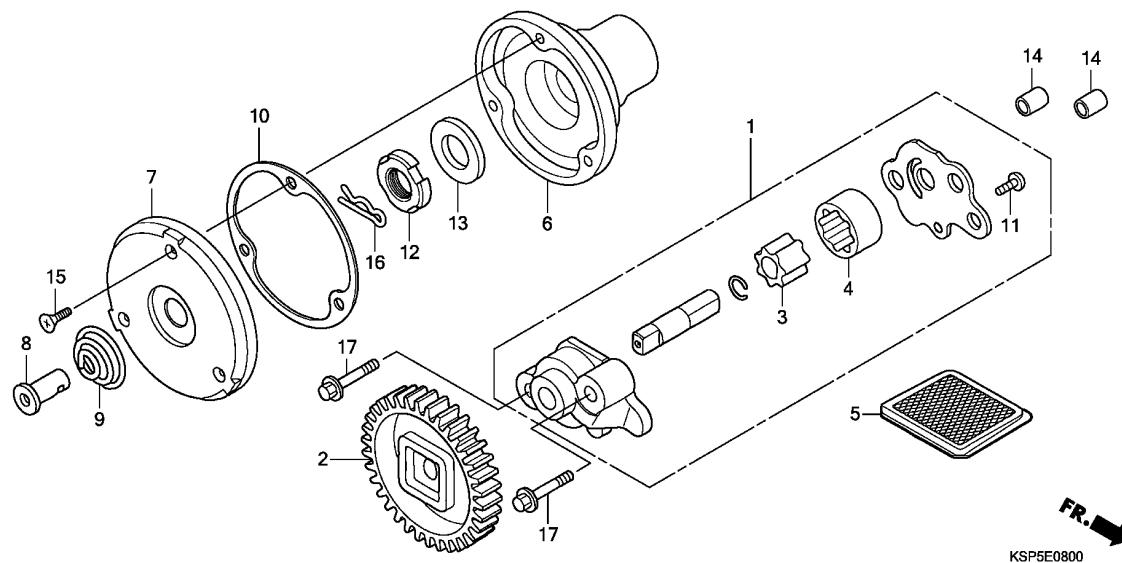
2



KSP5E0700

Ref. No.	L.O.N.	(Relative ref. Number) Description	F.R.T.
1	2121A0	OUTER, CLUTCH	1.0
3	212112	CENTER, CLUTCH	1.0
4		(5,6,7)	
	2121A1	DISC, CLUTCH FRICTION	1.0
		.NOTE: Same time for two units or more	
8	2121A4	PLATE, CLUTCH LIFTER	0.7
9	2121B6	ROD, CLUTCH LIFTER	0.6
10	212107	SPRING, CLUTCH	0.7
		.NOTE: Same time for two units or more	
15	2121B4	BEARING, CLUTCH LIFTER	0.7

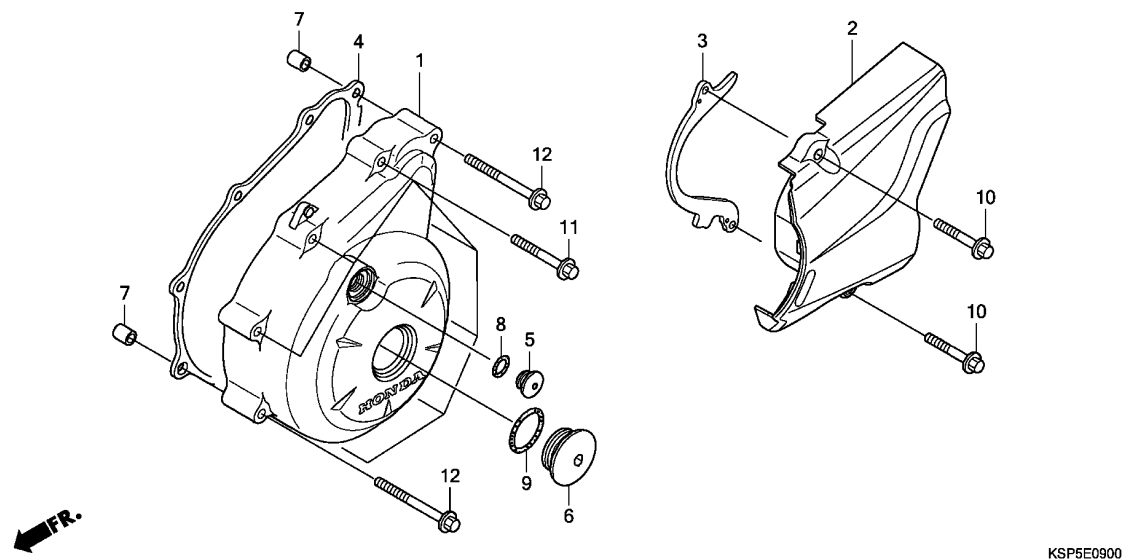
Ref. No.	Part No.	Description	Reqd. QTY		Serial No.	Parts catalogue code
			CBF150M B	C		
1	22100-KWF-940	OUTER COMP., CLUTCH	1	1		
2	22115-KSP-910	GUIDE, CLUTCH OUTER	1	1		
3	22120-KRM-840	CENTER, CLUTCH	1	1		
4	22201-KPM-850	DISK, CLUTCH FRICTION(4X8X45)	3	3		
5	22201-MR8-000	DISK, CLUTCH FRICTION	2	2		
6	22321-KPS-900	PLATE, CLUTCH	4	4		
7	22355-KRM-840	PLATE, CLUTCH PRESSURE	1	1		
8	22361-KPK-900	PLATE, CLUTCH LIFTER	1	1		
9	22366-KRM-840	ROD, CLUTCH LIFTER	1	1		
10	22401-KRM-840	SPRING, CLUTCH	4	4		
11	90008-KRM-840	BOLT, FLANGE, 6X25	4	4		
12	90202-KRM-840	NUT, SPECIAL FLANGE, 14MM	1	1		
13	90401-KRM-840	WASHER, PLAIN, 17MM	1	1		
14	90501-KPT-A00	WASHER, 14.1X29X2.8	1	1		
15	96100-60030-00	BEARING, RADIAL BALL, 6003	1	1		



Ref. No.	L.O.N.	(Relative ref. Number) Description	F.R.T.
1	113105	PUMP ASSY., OIL	0.7
2	1131B8	GEAR, OIL PUMP DRIVE	0.6
3		(4)	
	1131C7	ROTOR, OIL PUMP	0.8
		.NOTE: Same time for two units	
5	1131B5	SCREEN, OIL FILTER	0.6
6	1101L0	ROTOR, OIL FILTER	0.8
7	1101L1	CAP, OIL FILTER ROTOR	0.7

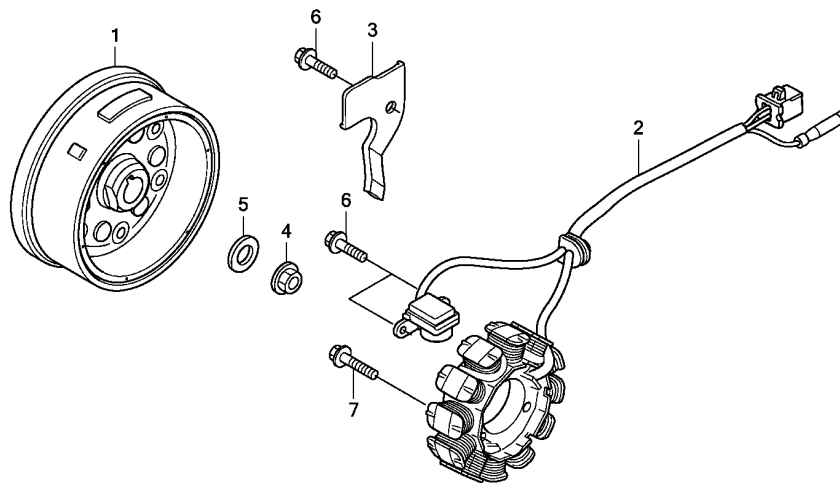
Ref. No.	Part No.	Description	Reqd. QTY		Serial No.	Parts catalogue code
			CBF150M	C		
1	15100-KRM-840	PUMP ASSY., OIL	1	1		
2	15130-KRM-840	GEAR COMP., OIL PUMP DRIVE (34T)	1	1		
3	15331-KRM-840	ROTOR, OIL PUMP INNER	1	1		
4	15332-KRM-840	ROTOR, OIL PUMP OUTER	1	1		
5	15421-KSP-910	SCREEN, OIL FILTER	1	1		
6	15430-KSP-910	ROTOR, OIL FILTER	1	1		
7	15436-KRM-840	CAP, OIL FILTER ROTOR	1	1		
8	15441-KCS-650	THROUGH, OIL	1	1		
9	15446-107-000	SPRING, OIL THROUGH	1	1		
10	15459-KWK-900	GASKET, OIL FILTER CAP	1	1		
11	90106-GHR-J20	SCREW, TAPPING, 4X8	1	1		
	93901-34120	1	1		
12	90231-KRM-840	NUT, LOCK, 14MM	1	1		
13	90432-KPT-A00	WASHER, 14.2X26X3	1	1		
14	90702-KRM-840	DOWEL PIN, 8X14	2	2		
15	93700-05012-0A	SCREW, OVAL, 5X12	3	3		
16	94251-08000	PIN, LOCK, 8MM	1	1		
17	95701-06035-00	BOLT, FLANGE, 6X35	2	2		





Ref. No.	L.O.N.	(Relative ref. Number) Description	F.R.T.
1	1101A6	COVER, CRANKCASE :LEFT	0.3
2	1101B0	COVER, CRANKCASE :LEFT REAR ..	0.1
4	1101A3	GASKET, CRANKCASE COVER :LEFT	0.2

Ref. No.	Part No.	Description	Reqd. QTY		Serial No.	Parts catalogue code
			CBF150M B	C		
1	11341-KSP-B00	COVER, L. CRANKCASE	1	1		
2	11360-KSP-B00	COVER COMP., L. RR.	1	1		
3	11365-KSP-910	GUIDE, DRIVE CHAIN	1	1		
4	11395-KWK-900	GASKET, L. COVER	1	1		
5	90084-MN8-010	CAP, 14MM	1	1		
6	90087-KSP-860	CAP, 32MM	1	1		
7	90702-KRM-840	DOWEL PIN, 8X14	2	2		
8	91303-KRM-840	O-RING, 13.8X2.5	1	1		
9	91305-KRM-840	O-RING, 31.7X2.4	1	1		
10	96001-06030-00	BOLT, FLANGE, 6X30	2	2		
11	96001-06035-00	BOLT, FLANGE, 6X35	7	7		
12	96001-06045-00	BOLT, FLANGE, 6X45	2	2		

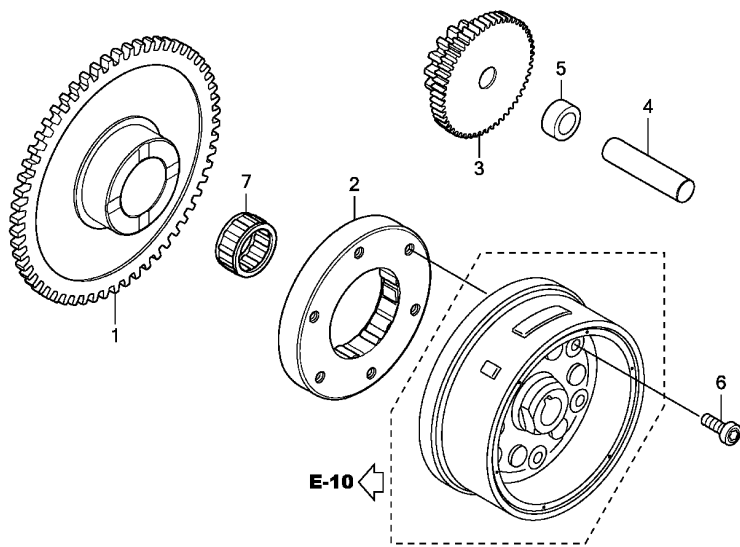


KSP5E1000

Ref. No.	L.O.N.	(Relative ref. Number) Description	F.R.T.
1	613105	ROTOR OR FLYWHEEL	0.5
2	6131A3	STATOR	0.5

Ref. No.	Part No.	Description	Reqd. QTY		Serial No.	Parts catalogue code
			CBF150M B	C		
1	31110-KSP-B01	FLYWHEEL COMP.	1	1		
2	31120-KSP-B01	STATOR COMP.	1	1		
3	32111-KSP-910	CLAMPER, A.C. GENERATOR CORD	1	1		
4	90201-KRM-840	NUT, FLANGE, 14MM	1	1		
5	90501-KPT-A00	WASHER, 14.1X29X2.8	1	1		
6	96001-06016-00	BOLT, FLANGE, 6X16	3	3		
7	96001-06022-00	BOLT, FLANGE, 6X22	3	3		

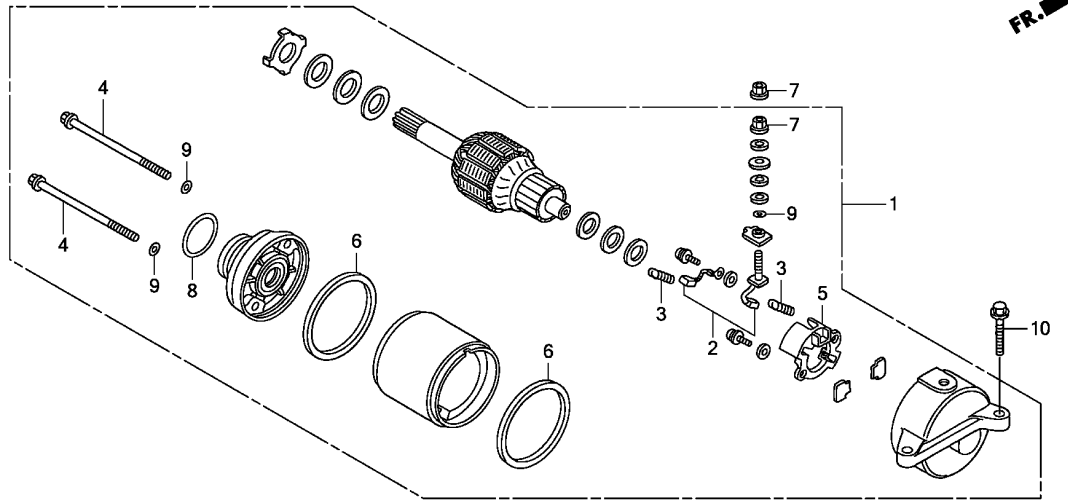




KSP5E1100

Ref. No.	L.O.N.	(Relative ref. Number) Description	F.R.T.
1	612120	(7) GEAR, STARTER DRIVEN	0.4
2	612131	OUTER, STARTING CLUTCH	0.5
3	612125	GEAR, STARTER REDUCTION	0.2

Ref. No.	Part No.	Description	Reqd. QTY		Serial No.	Parts catalogue code
			CBF150M B	C		
1	28110-KRM-850	GEAR, STARTER DRIVEN(58T) ...	1	1		
	28110-KWF-920	GEAR COMP., STARTER DRIVEN (58T)	1	1		
2	28120-KWB-921	CLUTCH ASSY., ONE WAY (KYUSHU MUSASHI SEIMITSU)	1	1		
3	28131-KTN-900	GEAR, STARTER REDUCTION (15/53T)	1	1		
	28131-KVS-851	1	1		
4	28132-KN6-930	SHAFT, REDUCTION GEAR	1	1		
5	28133-KRM-850	COLLAR, STARTER REDUCTION ...	1	1		
6	90085-KSP-901	BOLT, SOCKET, 6MM	6	6		
7	91022-KSP-900	BEARING, NEEDLE, 22X29X16.8 -	1	1		

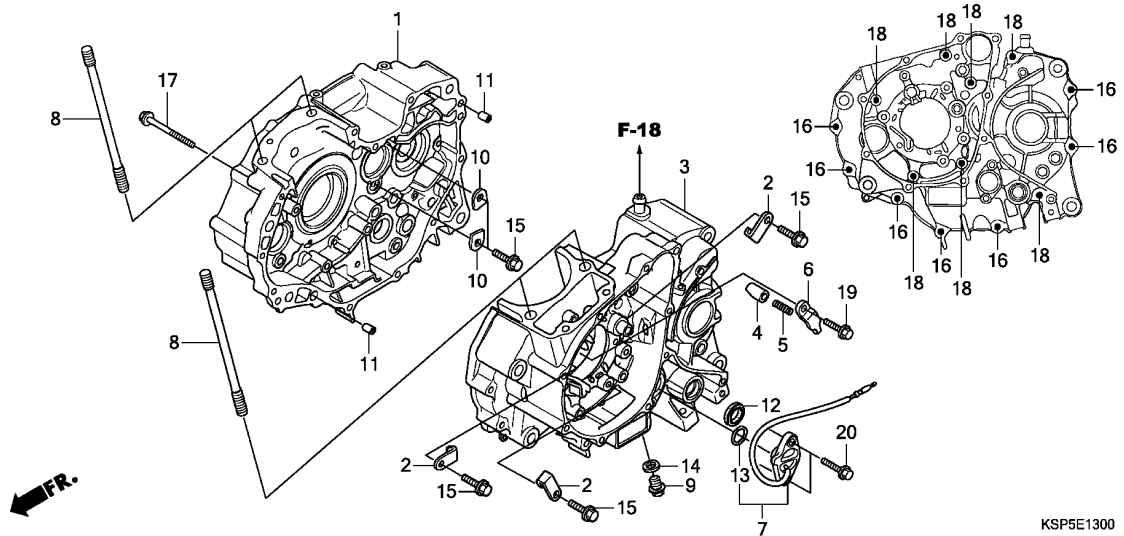


KSP5E1200

Ref. No.	L.O.N.	(Relative ref. Number) Description	F.R.T.
1	612105	MOTOR, STARTING	0.3
2	6121A4	TERMINAL, BRUSH(STARTER)	0.5
5	6121A5	HOLDER, BRUSH(STARTER)	0.5

Ref. No.	Part No.	Description	Reqd. QTY		Serial No.	Parts catalogue code
			CBF150M B	C		
1	31200-KSP-901	MOTOR ASSY., STARTING (MITSUBA SM-15)	1	1		
2	31201-KPT-A01	TERMINAL SET, BRUSH	1	1		
3	31204-KG8-004	SPRING, CARBON BRUSH	2	2		
4	31205-KTC-921	BOLT, SETTING	2	2		
5	31206-KPH-881	HOLDER, BRUSH	1	1		
6	31207-MBE-008	RING	2	2		
7	90071-MB0-000	NUT-WASHER, 6MM	2	2		
8	91309-425-003	O-RING, 24.4X3.1(ARAI)	1	1		
9	91320-MB0-000	O-RING	3	3		
10	95701-06022-00	BOLT, FLANGE, 6X22	2	2		

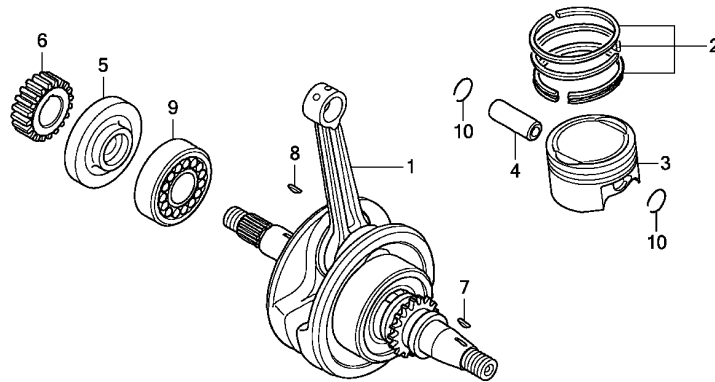




Ref. No.	L.O.N.	(Relative ref. Number) Description	F.R.T.
1	110120	CRANKCASE :RIGHTINCLUDES: Engine removal and installation	4.5
3	110115	CRANKCASE :LEFTINCLUDES: Engine removal and installation	4.2
	1101A2	CRANKCASE :BOTHINCLUDES: Engine removal and installation	5.1
7	6151B8	SWITCH, NEUTRAL	0.3
12	1101F9	OIL SEAL, GEARSHIFT SPINDLE ..	0.8

KSP5E1300

Ref. No.	Part No.	Description	Reqd. QTY		Serial No.	Parts catalogue code
			CBF150M			
1	11100-KSP-860	CRANKCASE COMP., R.	1	1		
2	11108-KTT-900	PLATE, L. BEARING SETTING ...	3	3		
3	11200-KSP-860	CRANKCASE COMP., L.	1	1		
4	11215-KRM-840	PLUG, BEARING PUSH	1	1		
5	11216-KRM-840	SPRING, BEARING PUSH	1	1		
6	11217-KRM-840	PLATE, BEARING PUSH	1	1		
7	35750-KSP-B00	SWITCH SET, NEUTRAL	1	1		
8	90031-KSP-910	BOLT, CYLINDER STUD, 8X140 ..	4	4		
9	90131-KRM-840	BOLT, DRAIN PLUG, 12MM	1	1		
10	90441-KRM-840	PLATE, BEARING HOLDER	2	2		
11	90702-KRM-840	DOWEL PIN, 8X14	2	2		
12	91203-KSP-911	OIL SEAL, 14X22X5	1	1		
13	91305-KPH-900	O-RING, 19.4X2.3	1	1		
14	94109-12000	WASHER, DRAIN PLUG, 12MM	1	1		
15	95701-06016-00	BOLT, FLANGE, 6X16	5	5		
16	95701-06040-00	BOLT, FLANGE, 6X40	7	7		
17	95701-06045-00	BOLT, FLANGE, 6X45	1	1		
18	95701-06070-00	BOLT, FLANGE, 6X70	7	7		
19	96001-06018-00	BOLT, FLANGE, 6X18	1	1		
20	96001-06020-00	BOLT, FLANGE, 6X20	2	2		

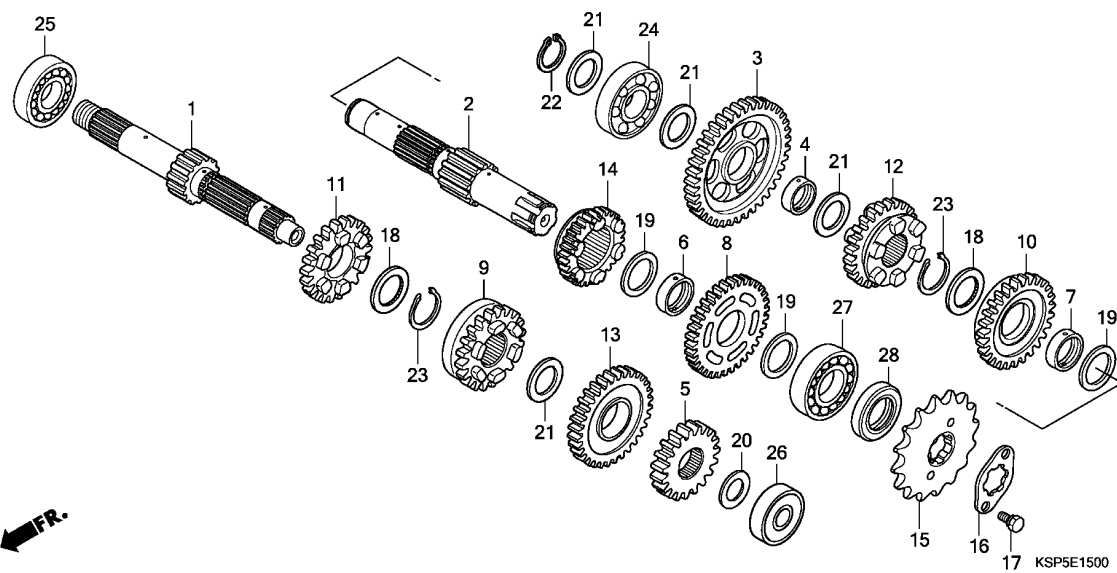


KSP5E1400

Ref. No.	L.O.N.	(Relative ref. Number) Description	F.R.T.
1	1101B5	CRANKSHAFTINCLUDES: Engine removal and installation (2,4,10)	3.7
3	111103	PISTON RING AND/OR PISTON(ONE)	1.8
9	1101B7	BEARING, CRANKSHAFT :RIGHTINCLUDES: Engine removal and installation	3.7

Ref. No.	Part No.	Description	Reqd. QTY		Serial No.	Parts catalogue code
			CBF150M B	C		
1	13000-KSP-911	CRANKSHAFT COMP.	1	1		
2	13011-KRM-305	RING SET, PISTON(STD.)	1	1		
	13021-KRM-305	RING SET, PISTON(0.25)	(1)	(1)		
	13031-KRM-305	RING SET, PISTON(0.50)	(1)	(1)		
	13041-KRM-305	RING SET, PISTON(0.75)	(1)	(1)		
	13051-KRM-305	RING SET, PISTON(1.00)	(1)	(1)		
3	13101-KRM-930	PISTON(STD.)	1	1		
	13102-KRM-305	PISTON(0.25)	(1)	(1)		
	13103-KRM-305	PISTON(0.50)	(1)	(1)		
	13104-KRM-305	PISTON(0.75)	(1)	(1)		
	13105-KRM-305	PISTON(1.00)	(1)	(1)		
4	13111-KSP-910	PIN, PISTON	1	1		
5	13412-KSP-910	COLLAR, R. CRANKSHAFT	1	1		
6	23121-KRM-840	GEAR, PRIMARY DRIVE(20T)	1	1		
7	90741-KFB-000	KEY, WOODRUFF, 4MM	1	1		
8	90741-KGH-900	KEY, WOODRUFF, 4MM	1	1		
9	91001-KSP-913	BEARING, ROLLER, 30X58X17 ...	1	1		
10	94601-14000	CLIP, PISTON PIN, 14MM	2	2		





Ref. No.	L.O.N.	(Relative ref. Number) Description	F.R.T.
1		(5,9,11,13)	
210141		MAINSHAFT, TRANSMISSION	3.7
		.INCLUDES: Engine removal and installation	
210141A		.Replace countershaft add	0.2
2		(3,8,10,12,14)	
210142		COUNTERSHAFT, TRANSMISSION ...	3.7
		.INCLUDES: Engine removal and installation	
210142A		.Replace mainshaft add	0.2
15		SPROCKET, DRIVE	0.2
24		BEARING, COUNTERSHAFT :RIGHT -	3.7
		.INCLUDES: Engine removal and installation	
25		BEARING, MAINSHAFT :RIGHT	3.7
		.INCLUDES: Engine removal and installation	
26		BEARING, MAINSHAFT :LEFT	3.7
		.INCLUDES: Engine removal and installation	
		2101C6 BEARING, MAINSHAFT :BOTH	3.9
		.INCLUDES: Engine removal and installation	
+27		2101C7 BEARING, COUNTERSHAFT :LEFT ..	3.7

Ref. No.	Part No.	Description	Reqd. QTY		Serial No.	Parts catalogue code
			CBF150M	C		
1	23210-KWF-900	MAINSHAFT COMP.(13T)	1	1		
2	23220-KWF-840	COUNTERSHAFT COMP.	1	1		
3	23421-KWF-900	GEAR, COUNTERSHAFT LOW(40T) -	1	1		
4	23427-KRM-840	BUSH, 17X20.5X8.0	1	1		
5	23431-KVS-900	GEAR, MAINSHAFT SECOND(19T) -	1	1		
6	23432-KVS-900	COLLAR, 20MM	1	1		
7	23432-KWF-900	BUSH, 20X23X10.8	1	1		
8	23441-KVS-900	GEAR, COUNTERSHAFT SECOND(34T)	1	1		
9	23451-KSP-B00	GEAR, MAINSHAFT THIRD(23T) --	1	1		
10	23461-KSP-B00	GEAR, COUNTERSHAFT THIRD(30T)	1	1		
11	23471-KSP-B00	GEAR, MAINSHAFT FOURTH(22T) -	1	1		
12	23481-KSP-B00	GEAR, COUNTERSHAFT FOURTH(24T)	1	1		
13	23491-KRE-B00	GEAR, MAINSHAFT FIFTH(32T) --	1	1		
14	23501-KRE-B00	GEAR, COUNTERSHAFT FIFTH(30T)	1	1		
15	23801-KBP-900	SPROCKET, DRIVE(15T)	1	1		
16	23811-KR3-600	PLATE A2, FIXING	1	1		
17	90084-041-000	BOLT, DRIVE SPROCKET FIXING -	2	2		
18	90453-KVS-900	WASHER, SPLINE, 20MM	2	2		
19	90454-KPS-900	WASHER B, THRUST, 20MM	3	3		
20	90456-KRM-840	WASHER, THRUST, 12MM	1	1		
21	90458-KVS-900	WASHER, THRUST, 17MM	4	4		
22	90602-KRM-840	CIRCLIP, EXTERNAL, 17MM	1	1		
23	90605-KVS-900	SET RING, 20MM	2	2		
24	91003-KSP-910	BEARING, RADIAL BALL, 17X42X12	1	1		
25	91004-KTN-900	BEARING, RADIAL BALL, 17X40X12	1	1		

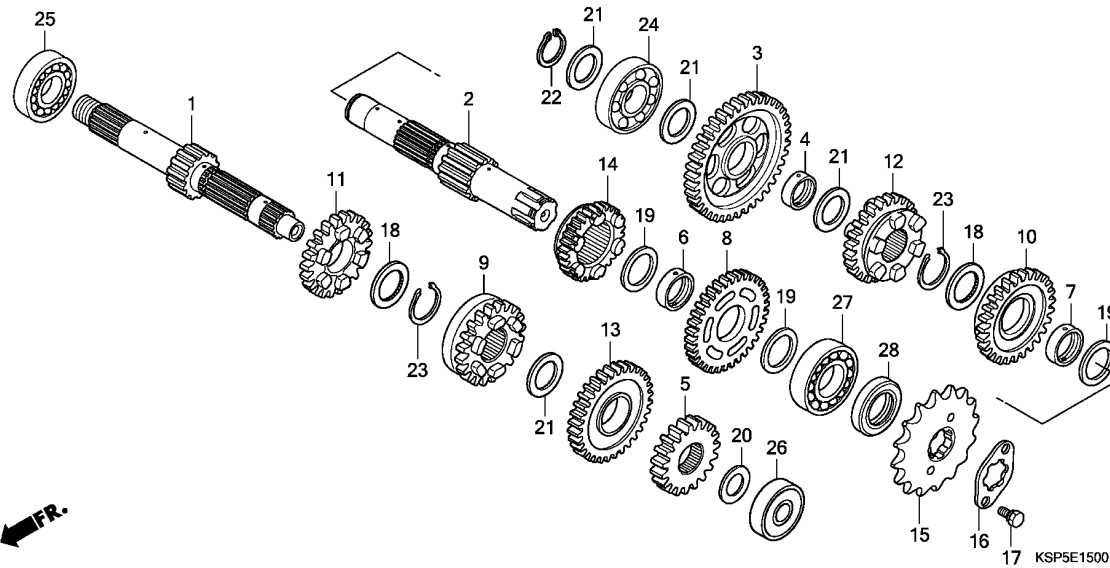
2

FR.

E-15

TRANSMISSION

D16



Ref. No.	L.O.N.	(Relative ref. Number) Description	F.R.T.
+27		.INCLUDES: Engine removal and installation	
2101C9		BEARING, COUNTERSHAFT :BOTH ..	3.9
2101D4		BEARING, MAINSHAFT AND COUNTERSHAFT :ALL	4.1
		.INCLUDES: Engine removal and installation	

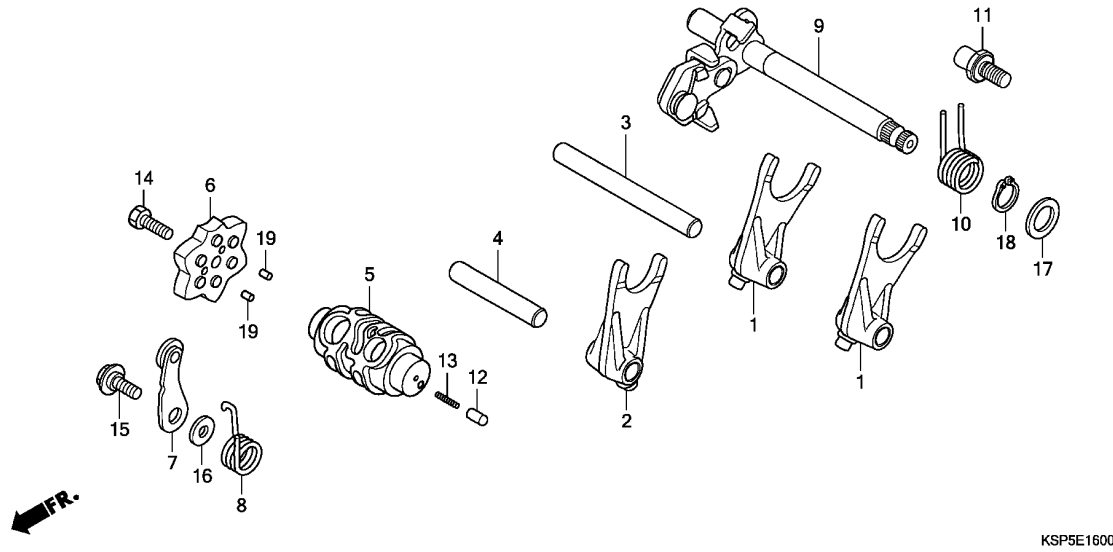
Ref. No.	Part No.	Description	Reqd. QTY		Serial No.	Parts catalogue code
			CBF150M	C		
26	91005-KTN-900	BEARING, RADIAL BALL, 12X32X10	1	1		
27	91006-KTN-900	BEARING, RADIAL BALL, 20X47X14	1	1		
28	91216-KSP-911	OIL SEAL, 20X34X7	1	1		



E-16

GEARSHIFT DRUM

E 1

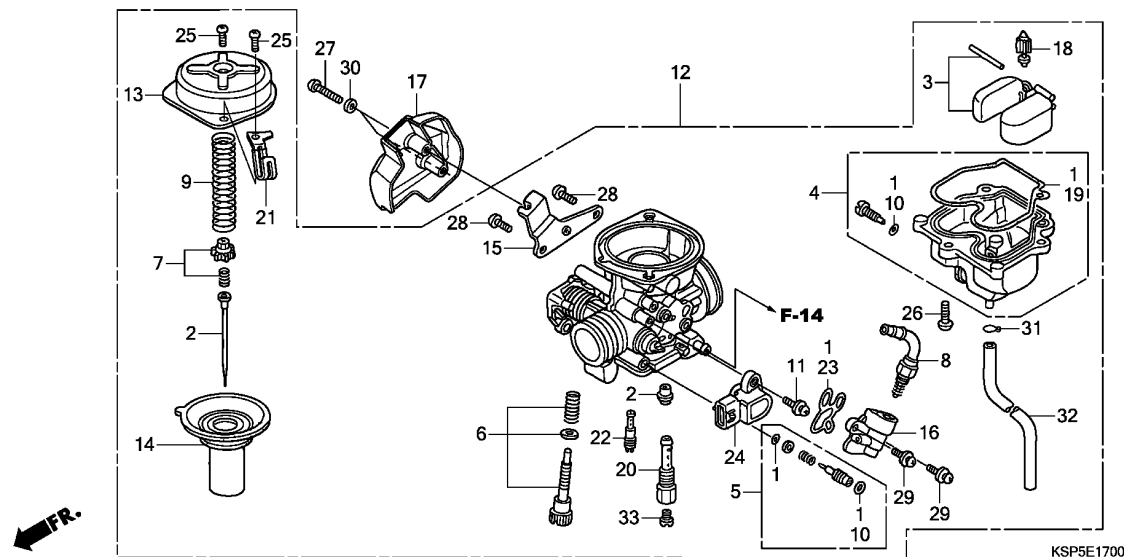


KSP5E1600

Ref. No.	L.O.N.	(Relative ref. Number) Description	F.R.T.
1		(2,3,4)	
210112		FORK, GEARSHIFTINCLUDES: Engine removal and installation .NOTE: Same time for two units or more	3.6
5	2101A9	DRUM, GEARSHIFTINCLUDES: Engine removal and installation	3.6
6	2101D6	PLATE, GEARSHIFT DRUM STOPPER (8)	1.1
7	210125	STOPPER OR SPRING, SHIFT DRUM (10)	1.1
9	210122	SPINDLE, GEARSHIFT	1.0

Ref. No.	Part No.	Description	Reqd. QTY		Serial No.	Parts catalogue code
			CBF150M	C		
1	24211-KRM-840	FORK, GEARSHIFT	2	2		
2	24212-KWF-900	FORK, CENTER GEARSHIFT	1	1		
3	24241-KRM-840	SHAFT A, GEARSHIFT FORK	1	1		
4	24242-KRM-840	SHAFT B, GEARSHIFT FORK	1	1		
5	24301-KSP-910	DRUM, GEARSHIFT	1	1		
6	24410-KVS-900	PLATE COMP., GEARSHIFT DRUM STOPPER	1	1		
7	24430-KRM-B10	STOPPER COMP., GEARSHIFT DRUM	1	1		
8	24436-KRM-840	SPRING, SHIFT DRUM STOPPER ..	1	1		
9	24610-KRM-840	SPINDLE COMP., GEARSHIFT	1	1		
10	24651-KSP-910	SPRING, GEARSHIFT RETURN	1	1		
11	24652-KRM-840	PIN, SHIFT RETURN SPRING	1	1		
12	35751-KPH-900	CAP, CHANGE SWITCH CONTACT ..	1	1		
13	35752-KRM-840	SPRING, CHANGE SWITCH CONTACT	1	1		
14	90003-KVS-900	BOLT, HEX., 6X20	1	1		
15	90022-KRM-840	PIVOT, SHIFT DRUM STOPPER ARM	1	1		
16	90417-KRM-840	WASHER, DRUM STOPPER	1	1		
17	90457-KRM-840	WASHER, 14MM	1	1		
18	94510-14000	CIRCLIP, EXTERNAL, 14MM	1	1		
19	96220-30085	ROLLER, 3X8.5	2	2		

2

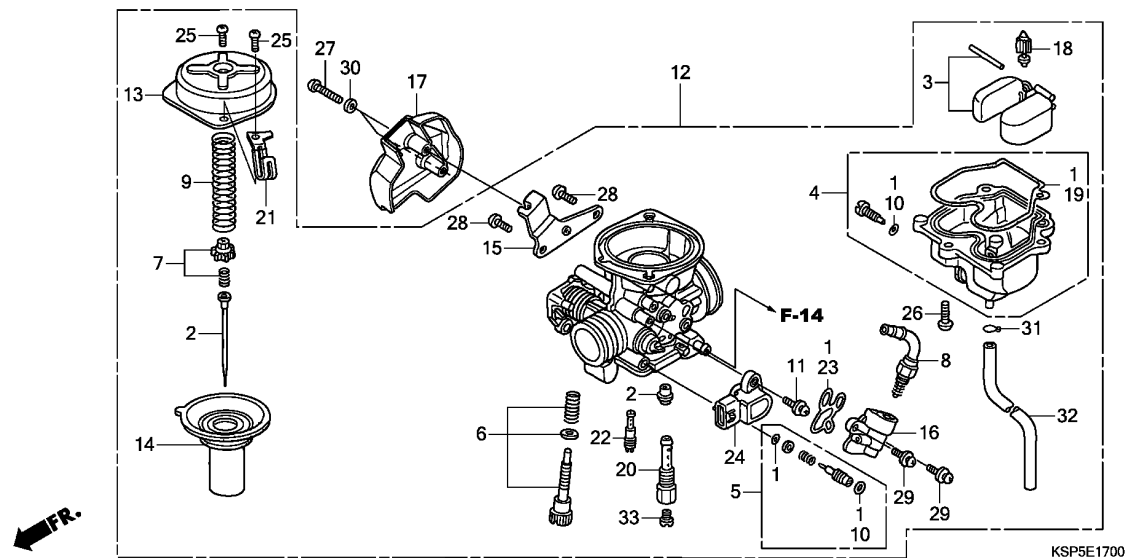


Ref. No.	L.O.N.	(Relative ref. Number) Description	F.R.T.
2	3111A3	NEEDLE, JET	0.6
3		(18)	
	311120	FLOAT OR FLOAT VALVE	0.5
4	3111A6	CHAMBER, FLOAT	0.4
8	311125	VALVE, STARTER	0.4
12	3111B5	CARBURETOR ASSEMBLY	0.5
14	311109	PISTON, VACUUM	0.4
24	617115	SENSOR, THROTTLE	0.2
33		(20,22)	
	3111D4	JET, MAIN	0.5

Ref. No.	Part No.	Description	Reqd. QTY		Serial No.	Parts catalogue code
			CBF150M	C		
1	16010-KSP-911	GASKET SET	1	1		
2	16012-KSP-B01	NEEDLE SET, JET	1	1		
3	16013-KRC-921	FLOAT SET	1	1		
4	16015-KSP-911	CHAMBER SET, FLOAT	1	1		
5	16016-KSP-911	SCREW SET A	1	1		
6	16028-KPP-901	SCREW SET B	1	1		
7	16037-KPP-861	PLATE SET, VALVE	1	1		
8	16046-KVC-901	VALVE SET, STARTER	1	1		
9	16050-KVE-901	SPRING, COMPRESSION COIL	1	1		
10	16075-KRP-981	O-RING	2	2		
11	16080-KTN-901	SCREW-WASHER, TORX(5X16)	1	1		
12	16100-KSP-B03	CARBURETOR ASSY. (AVK6AP B)	1	1		
13	16107-KGH-901	TOP	1	1		
14	16111-KSP-B01	PISTON COMP., VACUUM	1	1		
15	16119-KSP-911	STAY, WIRE	1	1		
16	16140-KTE-911	BODY COMP., BYSTARTER	1	1		
17	16150-KSP-B00	COVER, THROTTLE CABLE	1	1		
18	16155-KFR-701	VALVE COMP., FLOAT	1	1		
19	16163-KRP-981	GASKET, FLOAT CHAMBER	1	1		
20	16165-KSP-B01	HOLDER, NEEDLE JET	1	1		
21	16179-KVE-901	BINDER	1	1		
22	16180-KGH-901	JET, SLOW, #35	1	1		
23	16423-KGH-901	GASKET, BYSTARTER	1	1		
24	37890-KTN-901	SENSOR ASSY., THROTTLE	1	1		
25	93500-04008-1H	SCREW, PAN, 4X8	2	2		



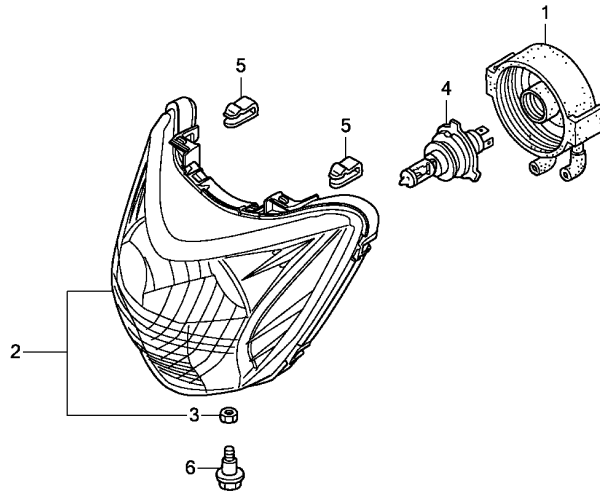
2



Ref. No.	Part No.	Description	Reqd. QTY		Serial No.	Parts catalogue code
			CBF150M	C		
26	93500-04012-0H	SCREW, PAN, 4X12	3	3		
27	93500-04025-0G	SCREW, PAN, 4X25	2	2		
28	93500-05012-1H	SCREW, PAN, 5X12	2	2		
29	93892-05012-18	SCREW-WASHER, 5X12	2	2		
30	94101-04700	WASHER, PLAIN, 4MM	2	2		
31	95002-02089	CLIP, TUBE(B8)	1	1		
32	95005-45480-50	TUBE, 4.5X480(95005-45001-50M)	1	1		
33	99101-MAZ-1150	JET, MAIN, #115	1	1		

F-1

HEADLIGHT

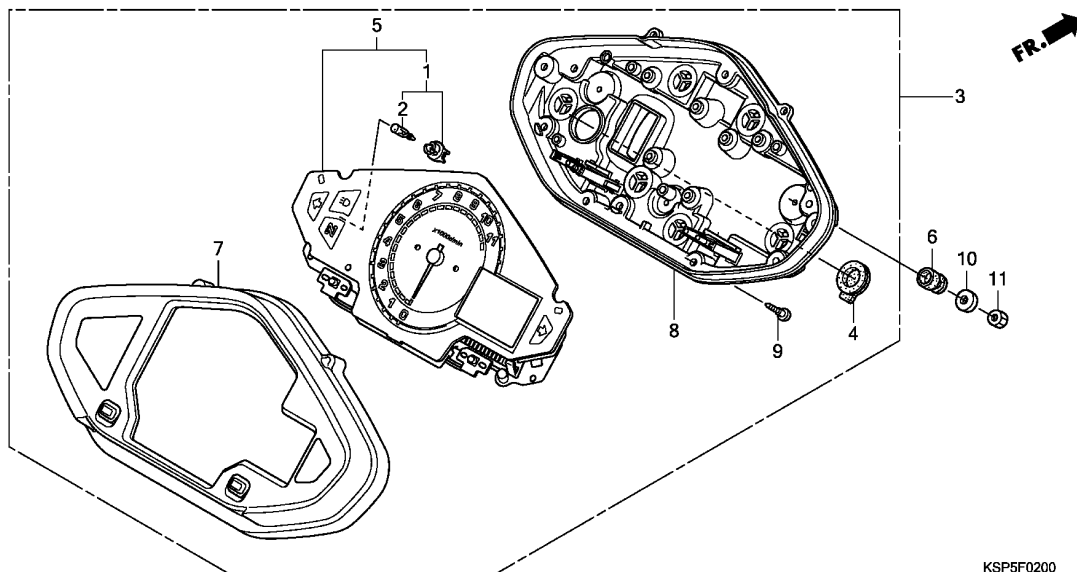


KSP5F0100

Ref. No.	L.O.N.	(Relative ref. Number) Description	F.R.T.
2	6161A7	HEADLIGHT UNIT	0.3
4		(1)	
4	616118	BULB, HEADLIGHT	0.2

Ref. No.	Part No.	Description	Reqd. QTY		Serial No.	Parts catalogue code
			CBF150M B	C		
1	33112-KSP-911	COVER, RUBBER	1	1		
2	33120-KSP-B01	HEADLIGHT UNIT	1	1		
3	33128-GBL-003	NUT, SPECIAL	1	1		
4	34901-KSP-910	BULB, HEADLIGHT(12V 35/35W) -	1	1		
	34901-KVN-971	BULB, HEADLIGHT(HALONIX)				
		(12V 35/35W)	-	1		
5	53209-GAH-000	CLIP, HEADLIGHT	2	2		
6	90101-GJ6-000	BOLT, ADJUSTING	1	1		



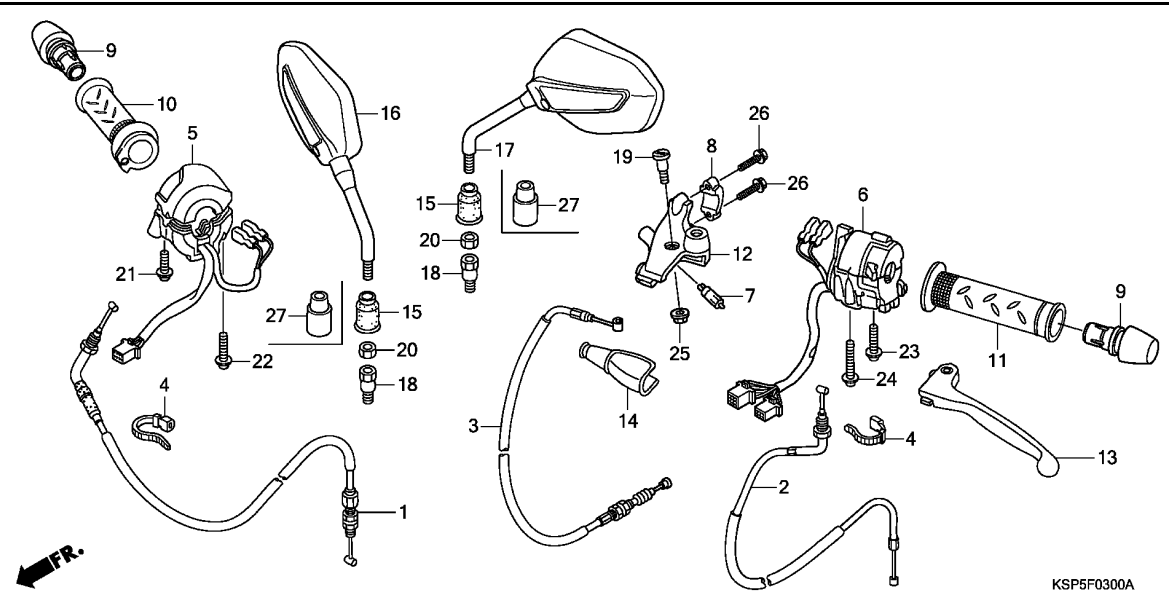


Ref. No.	L.O.N.	(Relative ref. Number) Description	F.R.T.
3	8121A1	METER ASSY., COMBINATION	0.3
5	8121A2	METER, COMBINATION	0.4
7	8121B4	CASE, METER :UPPER	0.3
8	8121B5	CASE, METER :LOWER	0.3

KSP5F0200

3

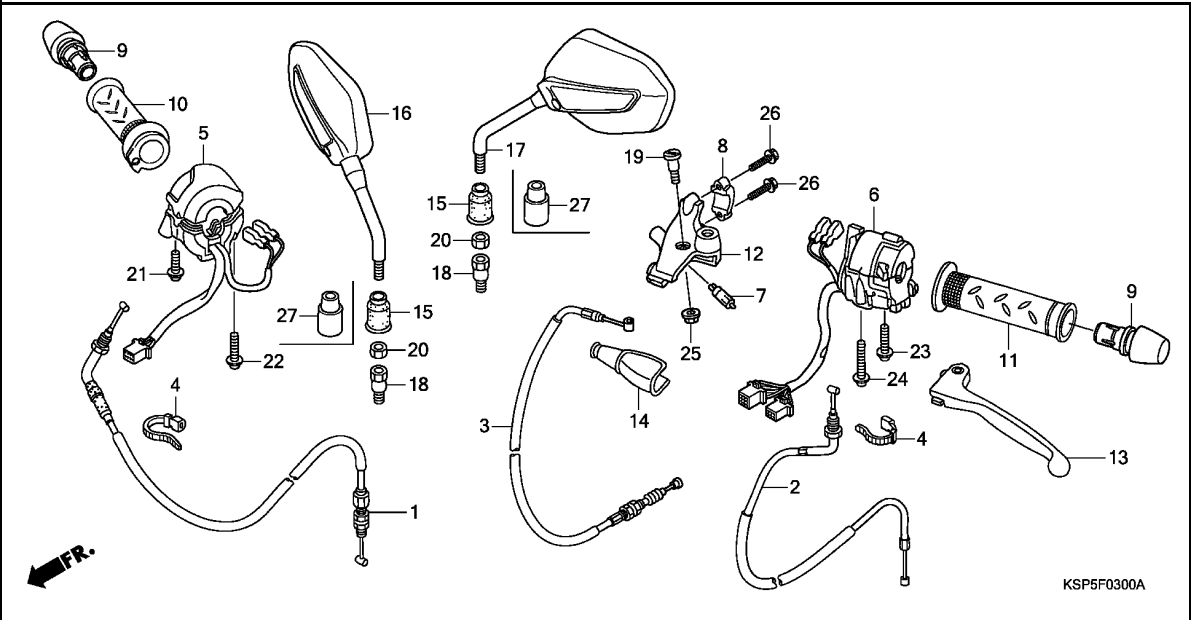
Ref. No.	Part No.	Description	Reqd. QTY		Serial No.	Parts catalogue code
			CBF150M B	C		
1	35505-SA5-003	SOCKET ASSY., BULB(14V 1.4W) (NS)(BASE:BLACK)	1	1		
2	35506-SA5-003	BULB(14V 1.4W)	1	1		
3	37100-KSP-B01	SPEEDOMETER ASSY.	1	1		
4	37105-KRJ-901	CAP	1	1		
5	37200-KSP-B01	METER COMP., COMBINATION	1	1		
6	37215-KCJ-691	RUBBER, METER SETTING	3	3		
7	37300-KSP-B01	CASE ASSY., UPPER	1	1		
8	37400-KSP-B01	CASE ASSY., UNDER	1	1		
9	90101-MCV-000	SCREW, TAPPING, 3X14	18	18		
10	90525-030-000	WASHER B, HANDLE HOLDER SETTING	3	3		
11	94001-06000-0S	NUT, HEX., 6MM	3	3		



Ref. No.	L.O.N.	(Relative ref. Number) Description	F.R.T.
1	811100	CABLE, THROTTLE	0.5
2	811120	CABLE, CHOKE	0.6
3	811115	CABLE, CLUTCH	0.2
5	6151C1	SWITCH, LIGHTING	0.4
6	615118	SWITCH, WINKER	0.5
7	6151A9	SWITCH, CLUTCH	0.2
10	810150	GRIP, THROTTLE	0.1
11	8101C0	GRIP, HANDLE :LEFT	0.1
12	8101C8	BRACKET, HANDLE LEVER :LEFT ..	0.2
13	8101C6	LEVER, HANDLE :LEFT	0.1
	8101F5	LEVER, HANDLE :BOTH	0.2

Ref. No.	Part No.	Description	Reqd. QTY		Serial No.	Parts catalogue code
			CBF150M			
			B	C		
1	17910-KSP-B01	CABLE COMP., THROTTLE	1	1		
2	17950-KSP-900	CABLE COMP., CHOKE	1	1		
3	22870-KSP-B00	CABLE COMP., CLUTCH	1	1		
4	32161-KSP-920	BAND B1, WIRE	2	2		
5	35150-KSP-B01	SWITCH ASSY., LIGHTING & STARTER	1	1		
6	35200-KSP-B01	SWITCH ASSY., WINKER	1	1		
7	35330-KEJ-900	SWITCH COMP., FR. LEVER	1	1		
8	45517-166-006	HOLDER, MASTER CYLINDER	1	1		
9	53105-KRC-900	END, STEERING HANDLE	2	2		
10	53140-KSP-A70	GRIP COMP., THROTTLE	1	1		
11	53166-KSP-A70	GRIP, L. HANDLE	1	1		
12	53172-KRC-900	BRACKET, HANDLE LEVER	1	1		
13	53178-KSP-900	LEVER COMP., L. HANDLE	1	1		
14	53182-KSP-900	BOOT, L. HANDLE COVER	1	1		
15	88114-KFN-950	CAP, LOCK NUT	2	-		
16	88210-KSP-B01	MIRROR COMP., R.	1	-		
	88210-KSP-B50	-	1		
17	88220-KSP-B01	MIRROR COMP., L.	1	-		
	88220-KSP-B50	-	1		
18	90103-KTE-920	BOLT, ADAPTER, 10MM	2	2		
19	90113-KSP-901	BOLT, L. HANDLE LEVER PIVOT ..	1	1		
20	90201-MW3-620	NUT, HEX., 10MM (LEFT HAND THREAD)	2	2		
21	93892-05020-07	SCREW-WASHER, 5X20	1	1		



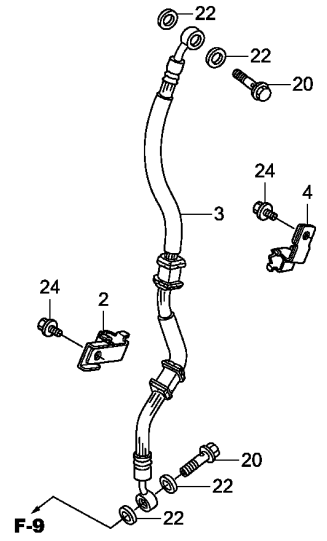
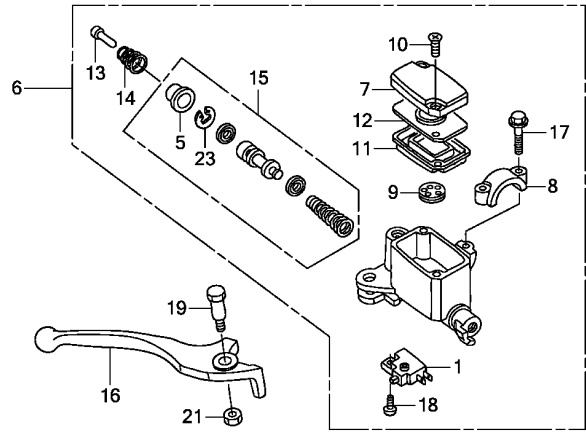


Ref. No.	Part No.	Description	Reqd. QTY		Serial No.	Parts catalogue code
			CBF150M B	C		
22	93892-05025-07	SCREW-WASHER, 5X25	1	1		
23	93892-05035-07	SCREW-WASHER, 5X35	1	1		
24	93892-05045-07	SCREW-WASHER, 5X45	1	1		
25	94050-06000	NUT, FLANGE, 6MM	1	1		
26	96001-06022-07	BOLT, FLANGE, 6X22	2	2		
27	88114-198-D10	CAP, LOCK NUT	-	2		

F-4

FR. BRAKE MASTER CYLINDER(CBF150MB)

F 5



Ref. No.	L.O.N.	(Relative ref. Number) Description	F.R.T.
1	6151B2	SWITCH, FRONT STOP	0.1
3	7121A0	HOSE, FRONT BRAKE	0.4
6	712105	CYLINDER, FRONT BRAKE MASTER . .INCLUDES: Bleed brakes	0.4
11	7121G6	DIAPHRAGM, FRONT BRAKE MASTER CYLINDER	0.1
15	7121G9	PISTON SET, FRONT BRAKE MASTER .INCLUDES: Bleed brakes	0.4
16	8101C7	LEVER, HANDLE :RIGHT	0.1
	8101F5	LEVER, HANDLE :BOTH	0.2

FR.

F-9

KSP5F0400

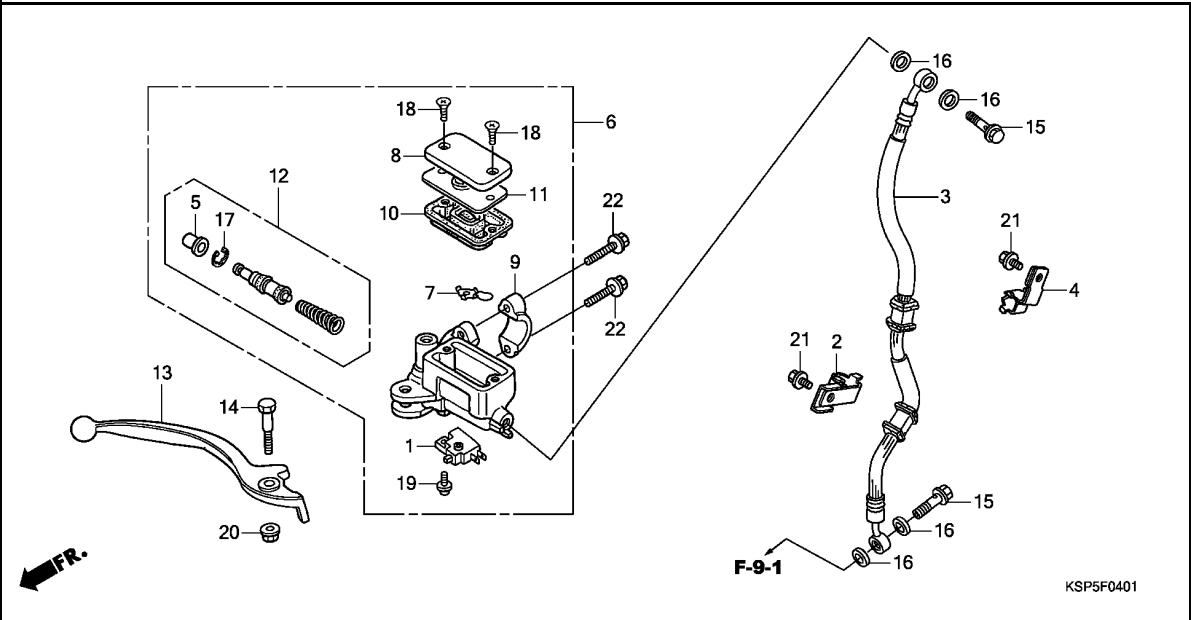
Ref. No.	Part No.	Description	Reqd. QTY		Serial No.	Parts catalogue code
			CBF150M	C		
1	35340-KCK-900	SWITCH ASSY., FR. STOP	1	-		
2	43156-KSP-B00	CLAMPER, RR. BRAKE HOSE	1	-		
3	45126-KSP-B01	HOSE COMP., FR. BRAKE	1	-		
4	45155-KSP-B00	CLAMPER A, FR. BRAKE HOSE ...	1	-		
5	45504-KCC-841	BOOT COMP.	1	-		
6	45510-KVT-911	CYLINDER SUB ASSY., FR. BRAKE MASTER	1	-		
7	45513-KCC-841	CAP, MASTER CYLINDER	1	-		
8	45517-KCC-841	HOLDER, MASTER CYLINDER	1	-		
9	45518-KCC-841	SEPARATOR COMP.	1	-		
10	45519-KCC-841	SCREW, FLAT	2	-		
11	45520-KCC-841	DIAPHRAGM	1	-		
12	45521-KCC-841	PLATE, DIAPHRAGM	1	-		
13	45525-KCC-841	ROD, PUSH	1	-		
14	45526-KCC-841	SPRING, PUSH ROD	1	-		
15	45530-KCC-841	CYLINDER SET, MASTER	1	-		
16	53175-KSP-900	LEVER, R. STEERING HANDLE ...	1	-		
17	90111-KCC-841	BOLT, FLANGE, 6X25	2	-		
18	90112-KCC-841	SCREW, PAN, 4X8	1	-		
19	90114-KCC-841	BOLT, HANDLE LEVER	1	-		
20	90145-GAZ-981	BOLT, OIL, 10X22	2	-		
21	90303-KCC-841	NUT	1	-		
22	90545-300-000	WASHER, OIL BOLT	4	-		
23	90651-KCC-841	CIRCLIP	1	-		
24	96001-06012-00	BOLT, FLANGE, 6X12	2	-		

3

F-4-1

FR. BRAKE MASTER CYLINDER(CBF150MC)

F 6



Ref. No.	L.O.N.	(Relative ref. Number) Description	F.R.T.
1	6151B2	SWITCH, FRONT STOP	0.1
3	7121A0	HOSE, FRONT BRAKE	0.4
		.INCLUDES: Bleed brakes	
6	712105	CYLINDER, FRONT BRAKE MASTER	0.4
		.INCLUDES: Bleed brakes	
10	7121G6	DIAPHRAGM, FRONT BRAKE MASTER	0.1
12	7121G9	PISTON SET, FRONT BRAKE MASTER	0.4
		.INCLUDES: Bleed brakes	
13	8101C7	LEVER, HANDLE :RIGHT	0.1
	8101F5	LEVER, HANDLE :BOTH	0.2

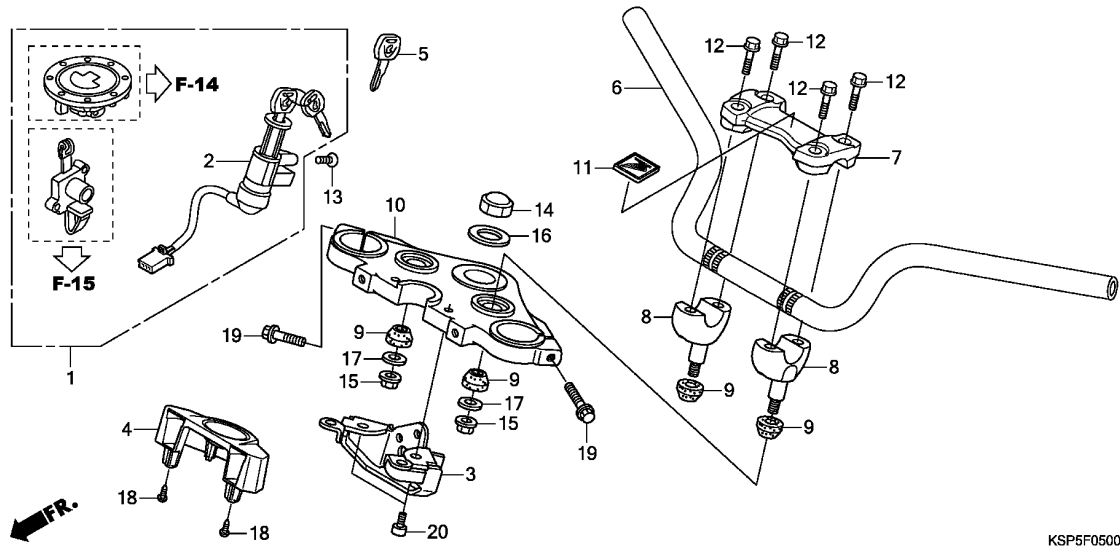
3

Ref. No.	Part No.	Description	Reqd. QTY		Serial No.	Parts catalogue code
			CBF150M			
			B	C		
1	35340-KSP-B51	SWITCH ASSY., FR. STOP	-	1		
2	43156-KSP-B00	CLAMPER, RR. BRAKE HOSE	-	1		
3	45126-KSP-B50	HOSE COMP., FR. BRAKE	-	1		
4	45155-KSP-B00	CLAMPER A, FR. BRAKE HOSE	-	1		
5	45504-410-003	BOOT COMP.	-	1		
6	45510-KSP-B51	CYLINDER SUB ASSY., FR. BRAKE MASTER	-	1		
7	45512-MA6-006	PROTECTOR	-	1		
8	45513-HA2-006	CAP, MASTER CYLINDER	-	1		
9	45517-166-006	HOLDER, MASTER CYLINDER	-	1		
10	45520-MG7-006	DIAPHRAGM	-	1		
11	45521-HA2-006	PLATE, DIAPHRAGM	-	1		
12	45530-471-831	CYLINDER SET, MASTER	-	1		
13	53175-KSP-B51	LEVER, R. STEERING HANDLE	-	1		
14	90114-166-006	BOLT, HANDLE LEVER PIVOT	-	1		
15	90145-GAZ-981	BOLT, OIL, 10X22	-	2		
16	90545-300-000	WASHER, OIL BOLT	-	4		
17	90651-MA5-671	CIRCLIP	-	1		
18	93600-04012-16	SCREW, FLAT, 4X12	-	2		
19	93893-04012-17	SCREW-WASHER, 4X12	-	1		
20	94050-06000	NUT, FLANGE, 6MM	-	1		
21	96001-06012-00	BOLT, FLANGE, 6X12	-	2		
22	96001-06022-07	BOLT, FLANGE, 6X22	-	2		

F-5

HANDLE PIPE/TOP BRIDGE

F 7

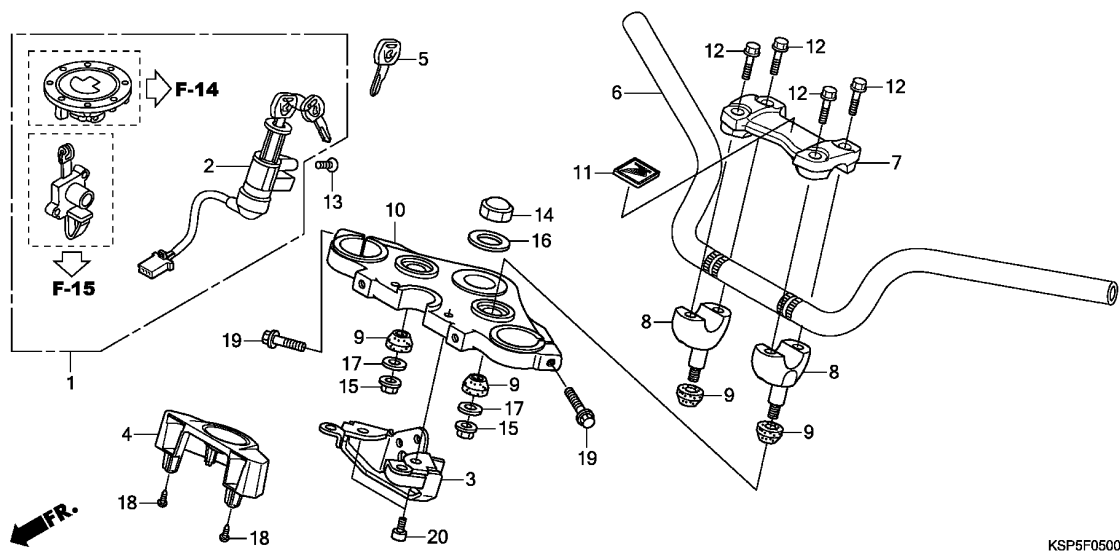


KSP5F0500

Ref. No.	L.O.N.	(Relative ref. Number) Description	F.R.T.
1	6151A1	KEY SET	1.1
2	615145	SWITCH, COMBINATION & LOCK ...	0.7
6	810100	PIPE, STEERING HANDLE	0.5
8	8101B9	HOLDER, HANDLE :LOWER	0.2
	8101B9A	.Replace 1 handle holder add .	0.1
10	510110	BRIDGE, FORK TOP	0.7

Ref. No.	Part No.	Description	Reqd. QTY		Serial No.	Parts catalogue code
			CBF150M	C		
1	35010-KSP-B00	KEY SET	1	1		
2	35100-KSP-B01	SWITCH ASSY., COMBINATION & LOCK	1	1		
3	35105-KSP-B00	STAY COMP., COMBINATION SWITCH	1	1		
4	35106-KSP-B00	COVER, COMBINATION SWITCH ...	1	1		
5	35121-KSP-910	KEY, BLANK	(1)	(1)		
6	53100-KSP-B00ZA	PIPE, STEERING HANDLE *NH303M*	1	-		
	53100-KSP-B50ZA	MAT AXIS GRAY METALLIC *NH303M*	-	1		
7	53131-KSP-B00ZA	HOLDER, HANDLE UPPER *NH303M*	1	1		
8	53132-KSP-860ZC	HOLDER, HANDLE UNDER *NH303M*	1	1		
9	53133-KSP-860	RUBBER, HANDLE CUSHION	4	4		
10	53230-KSP-B00ZA	BRIDGE, FORK TOP *NH303M*	1	1		
11	86150-KPG-901	EMBLEM, PRODUCT(MARUI)	1	-		
	86150-KWS-601	EMBLEM, PRODUCT	-	1		
12	90111-362-000	BOLT, FLANGE, 8X36	4	4		
13	90164-KPL-900	SCREW, U-LOCK FLAT, 6X12	2	2		
14	90304-KSP-900	NUT, STEERING STEM	1	1		
15	90309-KTE-911	NUT, FLANGE SPECIAL, 8MM	2	2		

3



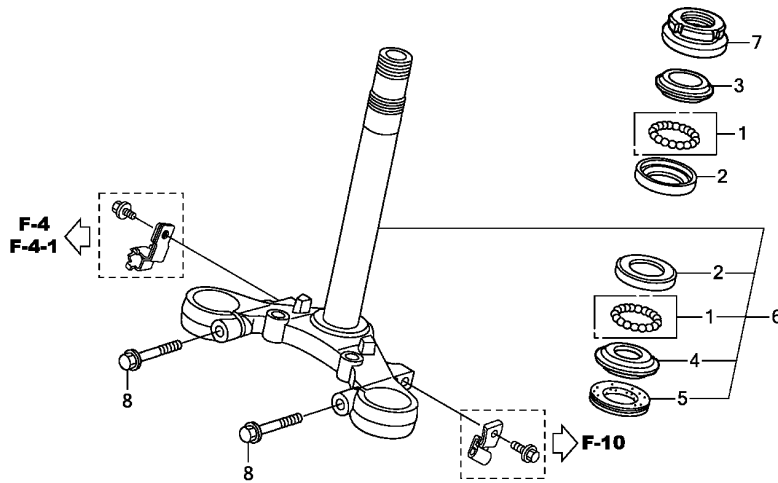
Ref. No.	Part No.	Description	Reqd. QTY		Serial No.	Parts catalogue code
			CBF150M			
			B	C		
16	90503-KSP-900	WASHER, STEERING STEM	1	1		
17	90535-KSP-902	WASHER, HANDLE UNDER HOLDER ..	2	2		
18	93903-25210	SCREW, TAPPING, 5X12	2	2		
19	95701-08040-00	BOLT, FLANGE, 8X40	2	2		
20	96600-08020-00	BOLT, SOCKET, 8X20	2	2		



F-6

STEERING STEM

F 9



KSP5F0600A

Ref. No.	L.O.N.	(Relative ref. Number) Description	F.R.T.
2		(1)	
5101A0		RACE, STEERING BALL :UPPER ...	0.9
5101A1		RACE, STEERING BALL :LOWER ...	0.9
5101C9		RACE, STEERING BALL :BOTH	0.9
3		5101A9 RACE, STEERING TOP CONE	0.6
4		(1,5)	
5101B0		RACE, STEERING BOTTOM CONE ...	1.1
6		510100 STEM OR SHAFT ASSY., STEERING	0.9
7		5101B2 THREAD, STEERING HEAD TOP	0.6

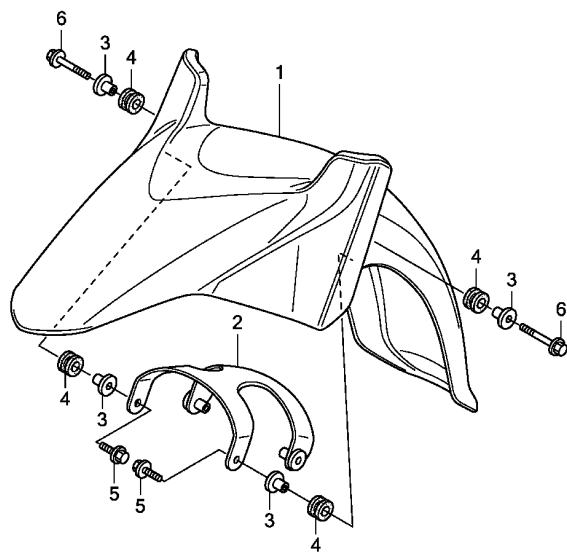
Ref. No.	Part No.	Description	Reqd. QTY		Serial No.	Parts catalogue code
			CBF150M B	C		
1	06531-KW6-840	BALL ASSY., STEEL, #8X18	2	2		
2	50301-KTR-900	RACE, STEERING TOP BALL	2	2		
3	53211-268-010	RACE, STEERING TOP CONE	1	1		
4	53212-200-000	RACE, STEERING BOTTOM CONE ..	1	1		
5	53214-200-000	DUST SEAL, STEERING HEAD	1	1		
6	53219-KSP-B00	STEM SUB ASSY., STEERING	1	1		
7	53220-KSP-860	THREAD COMP., STEERING HEAD				
		TOP	1	1		
8	95701-08035-07	BOLT, FLANGE, 8X35	2	2		



F-7

FRONT FENDER

F10



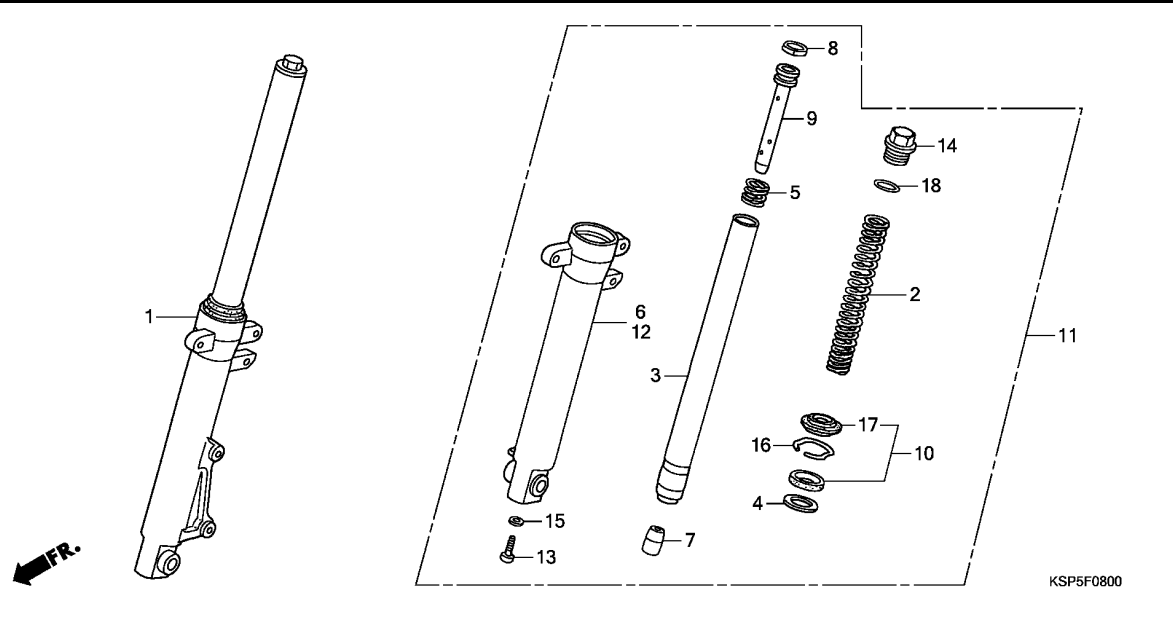
KSP5F0700

Ref. No.	L.O.N.	(Relative ref. Number)	Description	F.R.T.
----------	--------	------------------------	-------------	--------

1	4131B7	FENDER, FRONT	0.3
---	--------	---------------	-------	-----

Ref. No.	Part No.	Description	Reqd. QTY		Serial No.	Parts catalogue code
			CBF150M B	C		
1	61100-KSP-B00ZA	FENDER, FR. *NHA84P*PEARL NIGHTSTAR BLACK	1	1	-----	----- 2C0,2LA,2PE,3LA,4LA,CO,LA,PE
	61100-KSP-B00ZC	*R320P*.....PEARL SIENA RED	1	1	-----	----- 2C0,2LA,2PE,3LA,4LA,CO,LA,PE
	61100-KSP-B00ZB	*NHA95M*SWORD SILVER METALLIC	1	-		
	61100-KSP-B00ZG	*NH1*.....BLACK	-	1	-----	----- 3C0,3PE,5LA,6LA
2	61102-KSP-B00	STAY, FR. FENDER	1	1		
3	61103-KRY-900	COLLAR A, FR. FENDER	4	4		
4	61105-KRY-900	RUBBER, FR. FENDER MOUNTING	4	4		
5	96001-06022-00	BOLT, FLANGE, 6X22	2	2		
6	96001-06032-00	BOLT, FLANGE, 6X32	2	2		

3



Ref. No.	L.O.N.	(Relative ref. Number) Description	F.R.T.
1	5111C3	FORK ASSY., FRONT :RIGHT	0.4
2	5111C5	SPRING, FRONT FORK :LEFT	0.6
	5111C6	SPRING, FRONT FORK :RIGHT	0.6
	5111C7	SPRING, FRONT FORK :BOTH	0.9
3	5111G2	PIPE, FRONT FORK :LEFT	0.7
	5111G3	PIPE, FRONT FORK :RIGHT	0.7
	5111G4	PIPE, FRONT FORK :BOTH	1.1
6	5111D2	CASE, BOTTOM :RIGHT	0.8
10	5111E7	SEAL SET, FRONT FORK :LEFT ...	0.8
	5111E8	SEAL SET, FRONT FORK :RIGHT ..	0.8
	5111E9	SEAL SET, FRONT FORK :BOTH ...	1.3
11	5111C2	FORK ASSY., FRONT :LEFT	0.4
	5111C4	FORK ASSY., FRONT :BOTH	0.5
12	5111D1	CASE, BOTTOM :LEFT	0.8
	5111D3	CASE, BOTTOM :BOTH	1.3

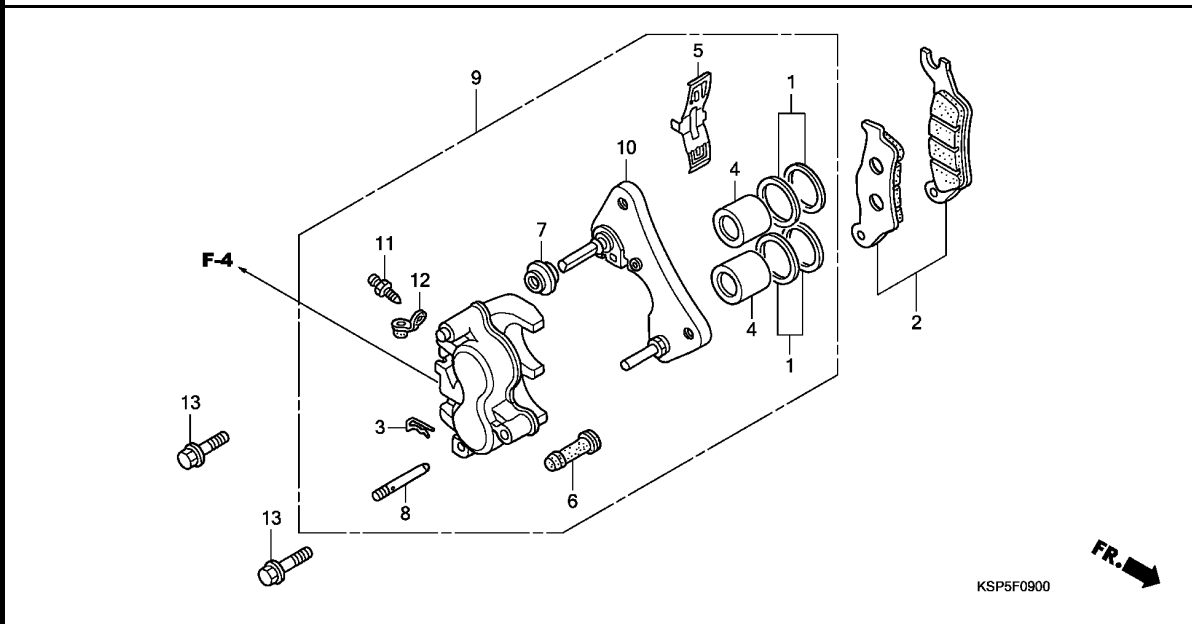
Ref. No.	Part No.	Description	Reqd. QTY		Serial No.	Parts catalogue code
			CBF150M B	C		
1	51400-KSP-B01	FORK ASSY., R. FR.	1	1		
2	51401-KSP-B01	SPRING, FR. FORK	2	2		
3	51410-KSP-B01	PIPE COMP., FR. FORK	2	2		
4	51412-KFN-851	RING, BACK UP	2	2		
5	51412-KSP-901	SPRING, REBOUND	2	2		
6	51420-KSP-B01	CASE COMP., R. FR. BOTTOM ...	1	1		
7	51432-KFN-851	PIECE, OIL LOCK	2	2		
8	51437-KVN-901	RING, PISTON	2	2		
9	51440-KSP-901	PIPE, SEAT	2	2		
10	51490-KRM-852	SEAL SET, FR. FORK	2	2		
11	51500-KSP-B01	FORK ASSY., L. FR.	1	1		
12	51520-KSP-B01	CASE COMP., L. FR. BOTTOM ...	1	1		
13	90116-KAG-901	BOLT, SOCKET, 8MM	2	2		
14	90123-KSP-871	BOLT A, FR. FORK	2	2		
15	90544-KFN-851	WASHER, SPECIAL, 8MM	2	2		
16	90601-KFN-851	RING, OIL SEAL STOPPER	2	2		
17	91254-GAA-003	SEAL, DUST	2	2		
18	91356-KAG-901	O-RING	2	2		



F-9

FRONT BRAKE CALIPER(CBF150MB)

F12



Ref. No.	L.O.N.	(Relative ref. Number) Description	F.R.T.
2	711115	SHOE(PAD) SET, BRAKE :FRONT .. (1)	0.1
4	7111D1	PISTON, FRONT BRAKE CALIPER .. .INCLUDES: Bleed brakes .NOTE: Same time for two units	0.5
9	711130	CALIPER, FRONT BRAKE	0.4
10	7111G0	BRACKET, FRONT CALIPER	0.2

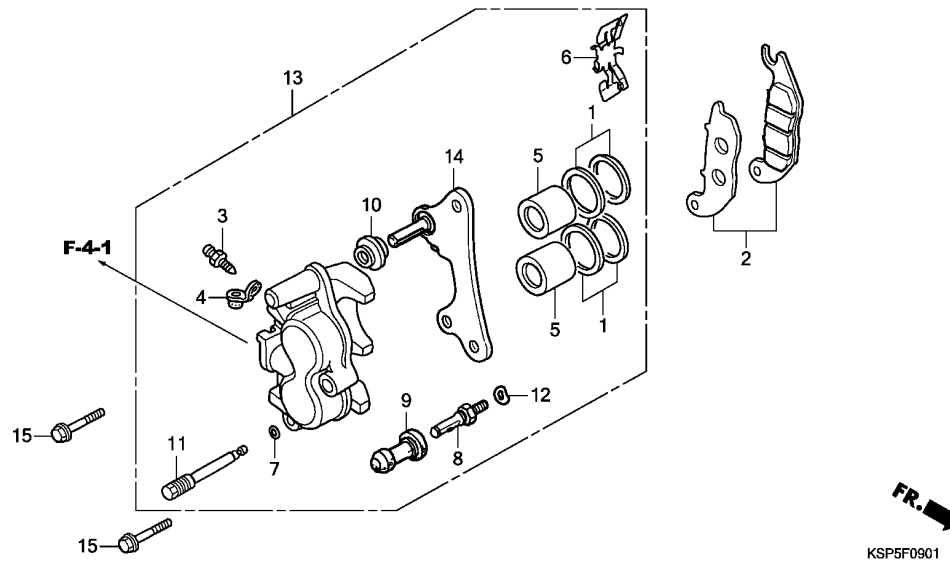
3

Ref. No.	Part No.	Description	Reqd. QTY		Serial No.	Parts catalogue code
			CBF150M	B C		
1	06451-KCC-841	SEAL SET, PISTON	2	-		
2	06455-KCC-842	PAD SET, FR.	1	-		
3	43216-MAK-003	CLIP, HANGER PIN	1	-		
4	45107-KCC-841	PISTON(26)	2	-		
5	45108-KCC-841	SPRING, PAD	1	-		
6	45132-KCC-841	BOOT, PIN BUSH	1	-		
7	45133-KCC-841	BOOT, B	1	-		
8	45220-KCC-841	PIN COMP., HANGER	1	-		
9	45250-KSP-861	CALIPER SUB ASSY., R. FR. ...	1	-		
10	45290-KCC-841	BRACKET SUB ASSY., FR. CALIPER	1	-		
11	45352-KCC-841	SCREW, BLEEDER	1	-		
12	45353-KCC-841	CAP, BLEEDER	1	-		
13	90155-KSP-900	BOLT, FLANGE, 8X25	2	-		

F-9-1

FRONT BRAKE CALIPER(CBF150MC)

F13



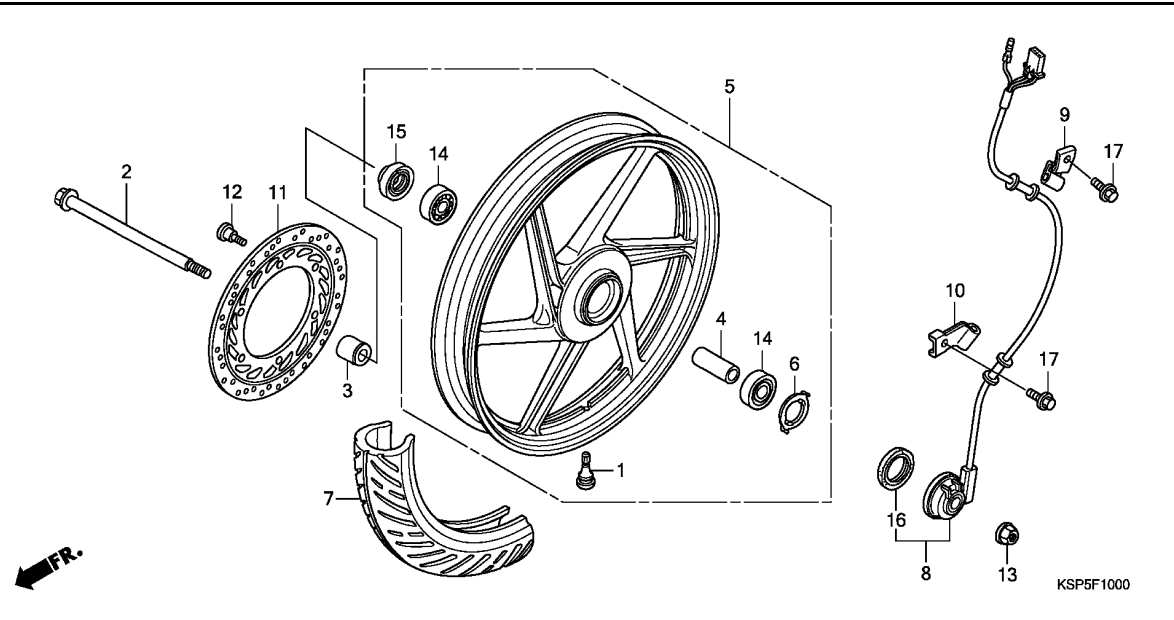
Ref. No.	L.O.N.	(Relative ref. Number) Description	F.R.T.
2	711115	SHOE(PAD) SET, BRAKE :FRONT .. (1)	0.1
5	7111D1	PISTON, FRONT BRAKE CALIPER .. .INCLUDES: Bleed brakes .NOTE: Same time for two units	0.5
13	711130	CALIPER, FRONT BRAKE	0.4
14	7111G0	BRACKET, FRONT CALIPER	0.2

Ref. No.	Part No.	Description	Reqd. QTY		Serial No.	Parts catalogue code
			CBF150M	C		
1	06451-GE2-405	SEAL SET, PISTON	-	2		
2	06455-KPP-902	PAD SET, FR.	-	1		
3	43352-568-003	SCREW, BLEEDER(NISSIN)	-	1		
4	43353-461-771	CAP, BLEEDER	-	1		
5	45107-GE2-006	PISTON	-	2		
6	45108-KPH-951	SPRING, PAD	-	1		
7	45111-MAJ-G41	RING, STOPPER	-	1		
8	45131-GZ0-006	BOLT, PIN	-	1		
9	45132-166-016	BOOT, PIN BUSH(NISSIN)	-	1		
10	45133-MA3-006	BOOT B	-	1		
11	45215-KPH-951	PIN, HANGER	-	1		
12	45216-166-006	WASHER, WAVE	-	1		
13	45250-KSP-B51	CALIPER SUB ASSY., R. FR.	-	1		
14	45290-KPP-901	BRACKET SUB ASSY., R. FR.	-	1		
15	90155-KSP-900	BOLT, FLANGE, 8X25	-	2		

F-10

FRONT WHEEL

F14



Ref. No.	L.O.N.	(Relative ref. Number) Description	F.R.T.
2		(15)	
710151		AXLE, FRONT WHEEL	0.2
5	7101D4	FRONT WHEEL	0.6
7	710139	FRONT TIRE(ONE)	0.5
8	617198	SENSOR, SPEEDOMETER	0.4
11	711120	DISC, FRONT BRAKE	0.3
14	710115	BEARING, FRONT WHEEL(ONE)	0.4
	710115G	.ReplacE 1 bearing add	0.1

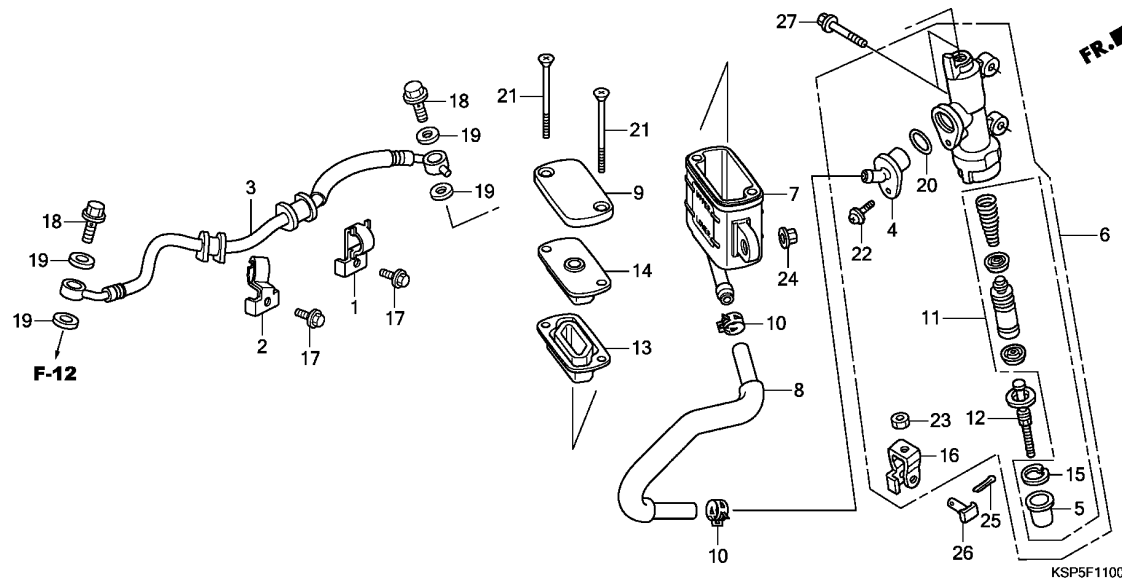
3

Ref. No.	Part No.	Description	Reqd. QTY		Serial No.	Parts catalogue code
			CBF150M	C		
1	42753-KWF-901	VALVE, RIM(TRITON)	1	1		
2	44301-KSP-900	AXLE, FR. WHEEL	1	1		
3	44311-KSP-900	COLLAR, FR. WHEEL SIDE	1	1		
4	44620-KSP-900	COLLAR, FR. AXLE DISTANCE ...	1	1		
5	44650-KSP-B00ZA	WHEEL SUB ASSY., FR. *NH303M*	1	1		
		MAT AXIS GRAY METALLIC	1	1		
6	44680-KSP-B00	RETAINER, GEAR BOX	1	1		
7	44711-KSP-B01	TIRE, FR.(MRF)(80/100-17 46P)	1	1		
8	44800-KSP-B01	SENSOR ASSY., SPEED	1	1		
9	44817-KSP-B00	CLAMPER A, SPEEDOMETER CORD -	1	1		
10	44818-KSP-B00	CLAMPER B, SPEEDOMETER CORD -	1	1		
11	45251-KSP-861	DISK, FR. BRAKE(YUTAKA)	1	1		
12	90105-KSP-870	BOLT, DISK, 8X24	6	6		
13	90306-KST-942	NUT, FLANGE, 12MM (LEO FASTENERS)	1	1		
	90306-KTE-911	NUT, FLANGE SPECIAL, 12MM (SIMMONDS MARSHALL)	1	1		
14	91052-KWF-901	BEARING, RADIAL BALL, 6301(U) (NSK)	2	2		
	96150-63010-10	BEARING, RADIAL BALL, 6301UU	2	2		
15	91251-KPH-901	DUST SEAL, 21X37X7(ARAI)	1	1		
16	91258-KWC-901	DUST SEAL, 40X50X5	1	1		
17	96001-06012-00	BOLT, FLANGE, 6X12	2	2		

F-11

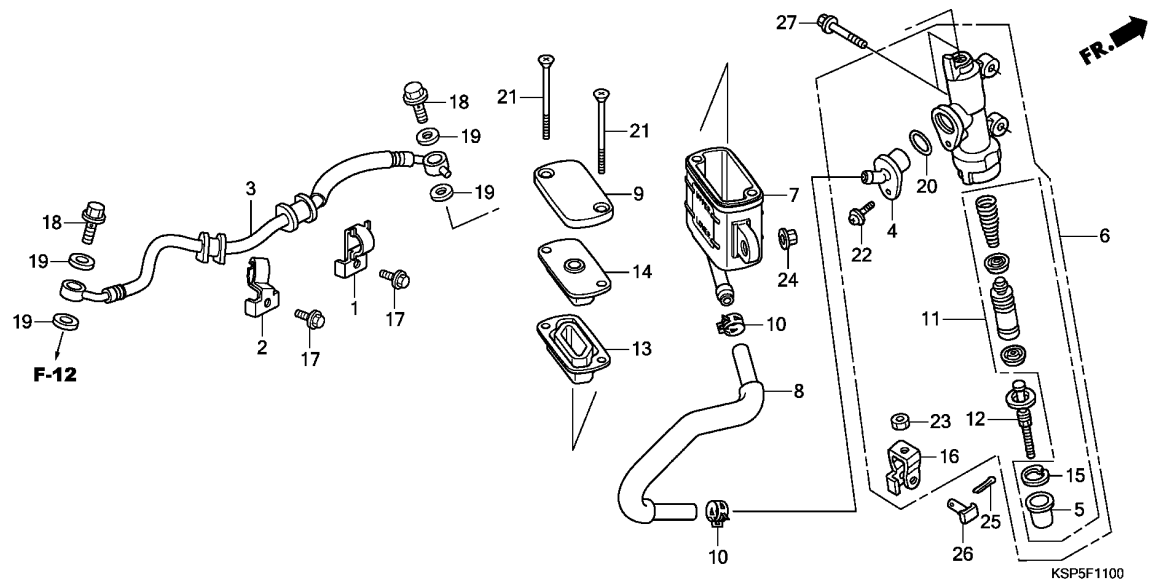
RR. BRAKE MASTER CYLINDER

F15



Ref. No.	L.O.N.	(Relative ref. Number) Description	F.R.T.
3	712130	HOSE, REAR BRAKEINCLUDES: Bleed brakes	0.5
6	712125	CYLINDER, REAR BRAKE MASTER .. .INCLUDES: Bleed brakes	0.6
7	7121F6	CUP, REAR MASTER CYLINDER OIL .INCLUDES: Bleed brakes	0.3
8	7121C2	HOSE, REAR MASTER CYLINDER OIL CUPINCLUDES: Bleed brakes	0.4
11	7121H0	PISTON SET, REAR BRAKE MASTER .INCLUDES: Bleed brakes	0.6
13	7121G7	DIAPHRAGM, REAR BRAKE MASTER CYLINDER	0.1

Ref. No.	Part No.	Description	Reqd. QTY		Serial No.	Parts catalogue code
			CBF150M			
			B	C		
1	43156-KSP-B00	CLAMPER, RR. BRAKE HOSE	1	1		
2	43157-KSP-B00	CLAMPER B, RR. BRAKE HOSE ...	1	1		
3	43310-KSP-B01	HOSE COMP., RR. BRAKE	1	1		
4	43503-MR8-006	CONNECTOR, MASTER CYLINDER ..	1	1		
5	43504-MB2-006	BOOT COMP.	1	1		
6	43510-KSP-B01	CYLINDER SUB ASSY., RR. MASTER	1	1		
7	43511-KW7-881	CUP COMP., OIL(NISSIN)	1	1		
8	43512-KSP-B01	HOSE COMP., RR. MASTER	1	1		
9	43513-KBP-881	CAP, MASTER CYLINDER	1	1		
10	43514-KS6-701	CLAMP, MASTER CYLINDER OIL	1	1		
		HOSE	2	2		
11	43520-MJ6-315	PISTON SET, MASTER CYLINDER -	1	1		
12	43530-KS7-831	ROD COMP., PUSH	1	1		
13	45520-GW0-911	DIAPHRAGM	1	1		
14	45521-GW0-911	PLATE, DIAPHRAGM	1	1		
15	46182-MEL-D21	CIRCLIP	1	1		
16	46504-KV6-702	JOINT, BRAKE ROD	1	1		
17	90102-KGH-900	BOLT, FLANGE, 6X10	2	2		
18	90145-GAZ-981	BOLT, OIL, 10X22	2	2		
19	90545-300-000	WASHER, OIL BOLT	4	4		
20	91212-422-006	O-RING, 14.8X2.4	1	1		
21	93600-04045-16	SCREW, FLAT, 4X45	2	2		
22	93893-04012-17	SCREW-WASHER, 4X12	1	1		
23	94002-08000-0S	NUT, HEX., 8MM	1	1		

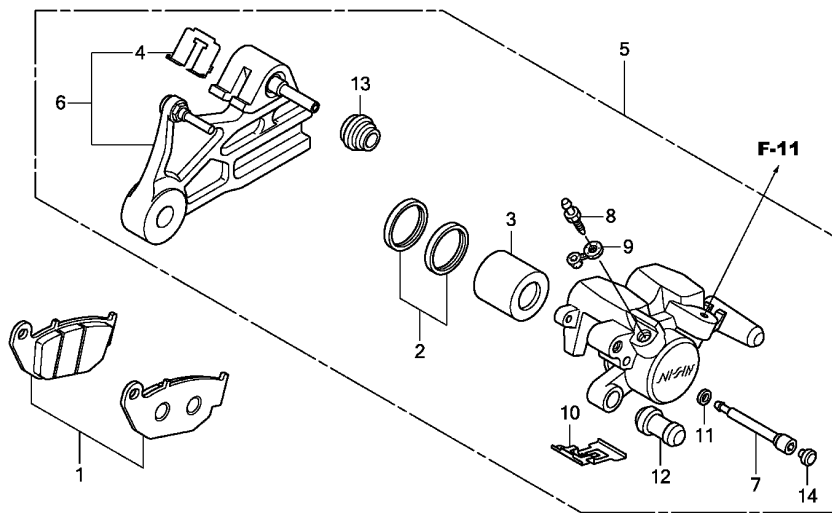


Ref. No.	Part No.	Description	Reqd. QTY		Serial No.	Parts catalogue code
			CBF150M B	C		
24	94050-06080	NUT, FLANGE, 6MM	1	1		
25	94201-20150	PIN, SPLIT, 2.0X15	1	1		
26	95015-54000	PIN D, JOINT	1	1		
27	95701-06022-08	BOLT, FLANGE, 6X22	2	2		

F-12

REAR BRAKE CALIPER

G 1



KSP5F1200

Ref. No.	L.O.N.	(Relative ref. Number) Description	F.R.T.
1	711140	SHOE(PAD) SET, BRAKE :REAR ...	0.1
3	7111D5	PISTON, REAR BRAKE CALIPER ...	0.6
5	711155	CALIPER, REAR BRAKE ...	0.5
6	7111C1	BRACKET, REAR CALIPER ...	0.4

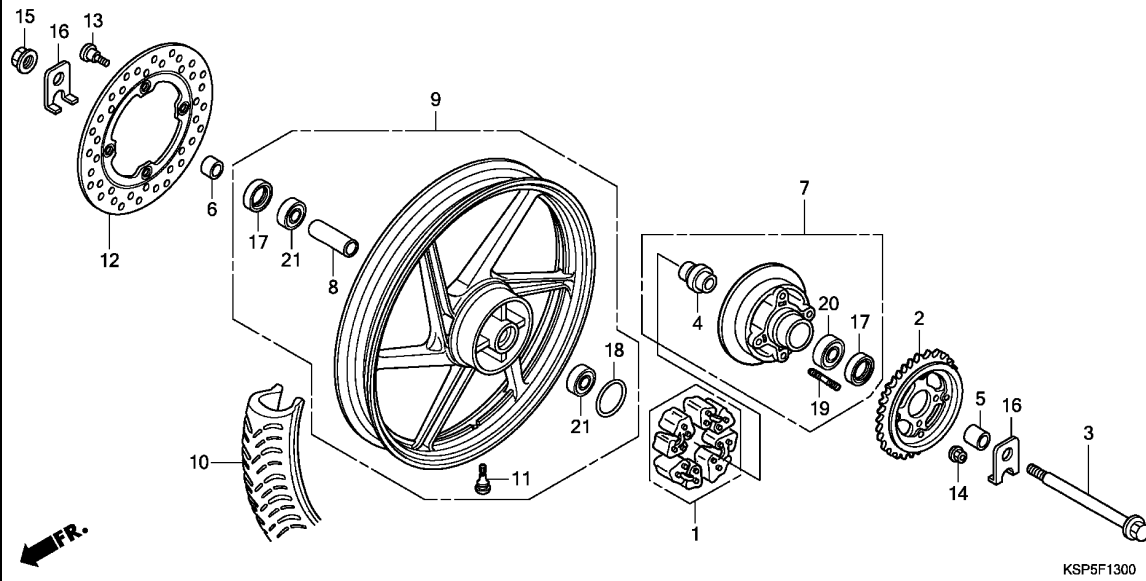
Ref. No.	Part No.	Description	Reqd. QTY		Serial No.	Parts catalogue code
			CBF150M	C		
1	06435-KSP-B01	PAD SET, RR.	1	1		
2	06451-MA7-405	SEAL SET, PISTON	1	1		
3	43107-MA7-006	PISTON	1	1		
4	43112-KSP-B01	RETAINER	1	1		
5	43150-KSP-B01	CALIPER SUB ASSY., RR.	1	1		
6	43190-KSP-B01	BRACKET SUB ASSY., RR.	1	1		
7	43215-KGH-901	PIN, HANGER	1	1		
8	43352-568-003	SCREW, BLEEDER(NISSIN)	1	1		
9	43353-461-771	CAP, BLEEDER	1	1		
10	45108-ML7-922	SPRING, PAD(NISSIN)	1	1		
11	45111-MAJ-G41	RING, STOPPER	1	1		
12	45132-166-016	BOOT, PIN BUSH(NISSIN)	1	1		
13	45133-MA3-006	BOOT B	1	1		
14	45203-MCC-006	PLUG, PIN	1	1		

3

F-13

REAR WHEEL

G 2



Ref. No.	L.O.N.	(Relative ref. Number) Description	F.R.T.
1	710157	DAMPER, REAR WHEEL	0.3
2	7101A0	SPROCKET, FINAL DRIVEN	0.4
3		(17)	
	710160	AXLE, REAR WHEEL	0.3
7	7101A4	FLANGE, FINAL DRIVEN	0.4
9	710118	REAR WHEEL	0.7
10	710142	REAR TIRE(ONE)	0.6
12	711145	DISC, REAR BRAKE	0.4
20	7101D1	BEARING, FINAL DRIVEN FLANGE ..	0.5
21	710133	BEARING, REAR WHEEL(ONE)	0.5
	710133G	.Replace 1 bearing add	0.1

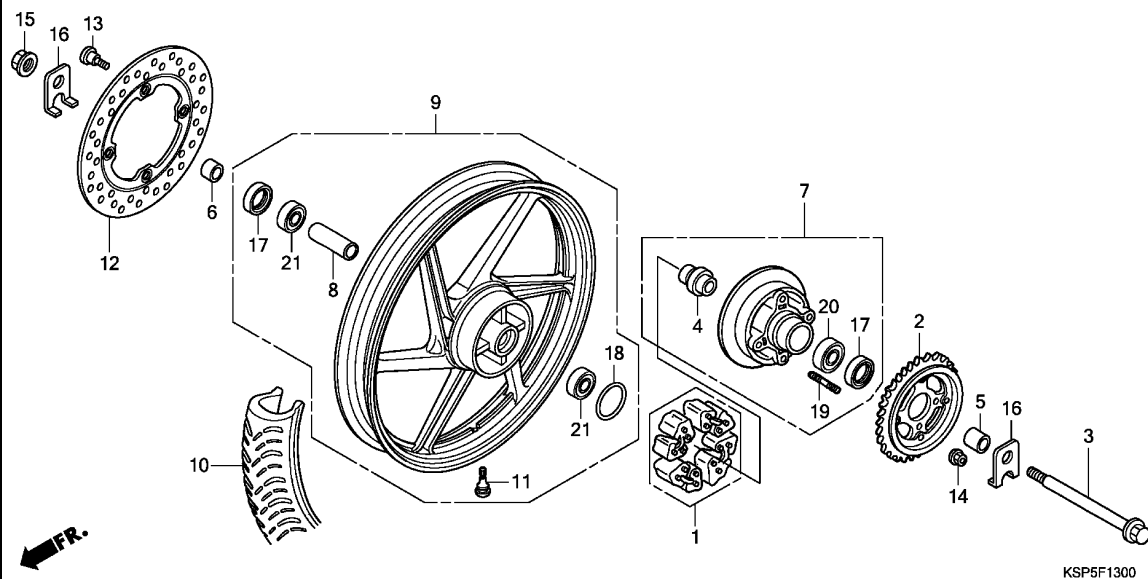
Ref. No.	Part No.	Description	Reqd. QTY		Serial No.	Parts catalogue code
			CBF150M B	C		
1	06410-KSP-900	DAMPER SET, WHEEL	1	1		
2	41200-KSP-B00	SPROCKET COMP., FINAL DRIVEN (42T)	1	1		
3	42301-KSP-B00	AXLE, RR. WHEEL	1	1		
4	42303-KSP-B00	SLEEVE, RR. WHEEL	1	1		
5	42304-KSP-B00	COLLAR, RR. WHEEL SIDE	1	1		
6	42313-KSP-B00	COLLAR, RR. BRAKE SIDE	1	1		
7	42615-KSP-B00ZA	FLANGE SUB ASSY., FINAL DRIVEN *NH303M*	1	1		
8	42620-KSP-B00	MAT AXIS GRAY METALLIC COLLAR, RR. AXLE DISTANCE ...	1	1		
9	42650-KSP-B00ZA	WHEEL SUB ASSY., RR. *NH303M*	1	1		
10	42711-KSP-B01	MAT AXIS GRAY METALLIC TIRE, RR.(MRF)(110/80-17 57P)	1	1		
11	42753-KWF-901	VALVE, RIM(TRITON)	1	1		
12	43251-KSP-B01ZA	DISK, RR. BRAKE *TYPEA*	1	1		
13	90105-KSP-870	BOLT, DISK, 8X24	4	4		
14	90304-KST-942	NUT, FLANGE, 10MM (LEO FASTENERS)	4	4		
	90304-KTE-911	NUT, FLANGE SPECIAL, 10MM (SIMMODS MARSHALL)	4	4		
15	90305-KVN-901	NUT, FLANGE, 14MM	1	1		
	90305-KVN-902	1	1		
16	90560-KSP-B00	WASHER, RR. AXLE	2	2		

3

F-13

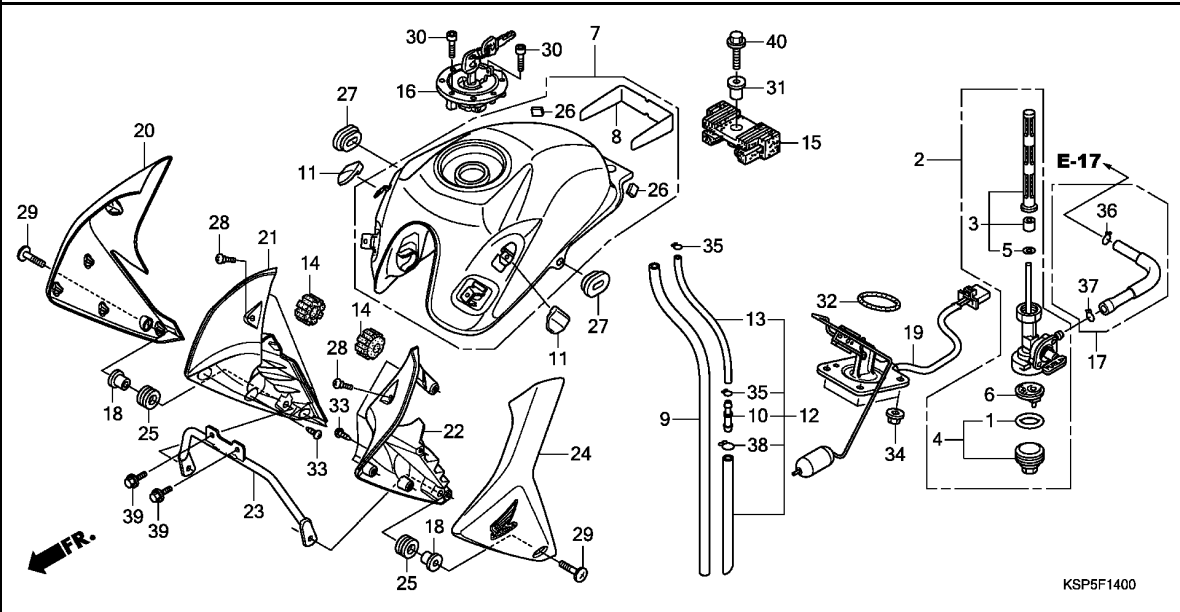
REAR WHEEL

G 3



Ref. No.	Part No.	Description	Reqd. QTY		Serial No.	Parts catalogue code
			CBF150M	C		
17	91257-230-003	OIL SEAL, 28X42X7 (ARAI)	2	2		
	91257-230-005	OIL SEAL, 28X42X7 (NOK)	2	2		
18	91352-KSP-900	O-RING, 51X2	1	1		
19	92915-10025-0E	BOLT, STUD, 10X25	4	4		
20	96150-60040-10	BEARING, RADIAL BALL, 6004UU	1	1		
21	96150-63020-10	BEARING, RADIAL BALL, 6302UU	2	2		

3

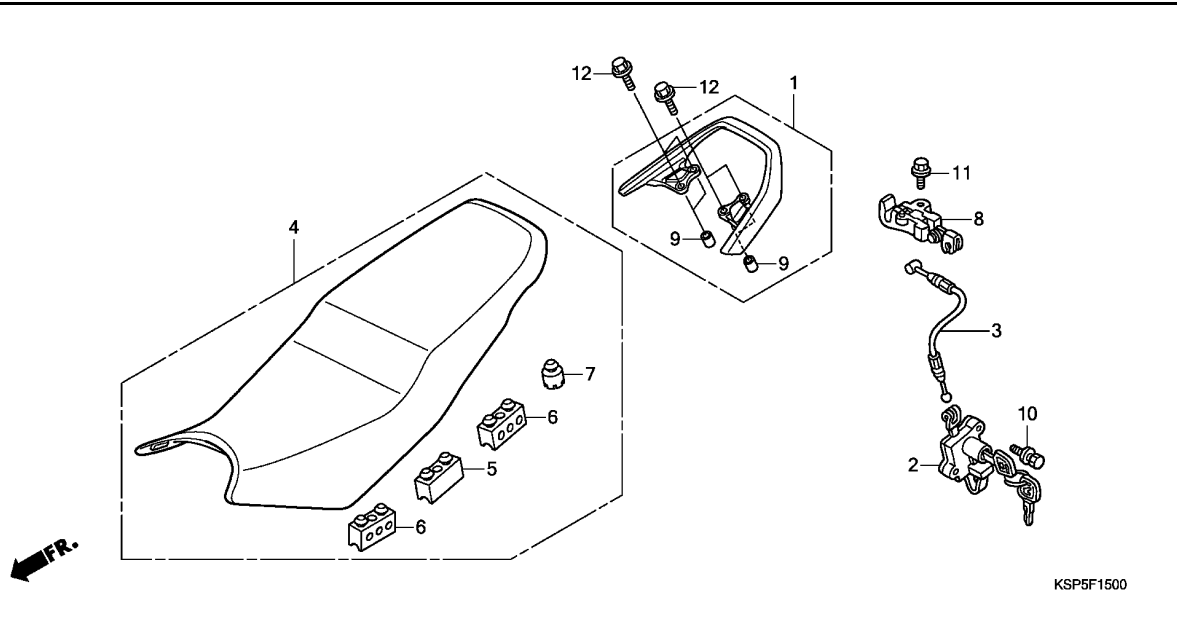


Ref. No.	L.O.N.	(Relative ref. Number) Description	F.R.T.
2	310110	COCK ASSY., FUEL	0.4
3		(5)	
	310115	SCREEN, FUEL STRAINER	0.4
7	310100	TANK, FUEL	0.4
19	617105	FUEL TANK SENDING UNIT	0.4
20	4131Q7	COVER, TANK SIDE :RIGHT	0.2
21	4131EQ	COVER, FUEL TANK INNER :RIGHT	0.2
22	4131ER	COVER, FUEL TANK INNER :LEFT .	0.2
	4131ET	COVER, FUEL TANK INNER :BOTH .	0.4
24	4131Q6	COVER, TANK SIDE :LEFT	0.2
	4131Q8	COVER, TANK SIDE :BOTH	0.4

Ref. No.	Part No.	Description	Reqd. QTY		Serial No.	Parts catalogue code
			CBF150M			
			B	C		
1	16173-001-004	PACKING, FUEL STRAINER CUP ..	1	1		
2	16950-KSP-B01	COCK ASSY., FUEL	1	1		
3	16952-KSP-B00	SCREEN SET, FUEL STRAINER ...	1	1		
4	16953-GT4-305	CUP SET, FUEL STRAINER	1	1		
5	16958-MA1-731	O-RING	1	1		
6	16959-471-831	FILTER, CUP	1	1		
7	17500-KSP-B00ZA	TANK ASSY., FUEL				
	*NHA84P*PEARL NIGHTSTAR BLACK		1	1	-----	2CO,2LA,2PE,3LA,4LA,CO,LA,PE
	17500-KSP-B00ZC	*R320P*.....PEARL SIENA RED	1	1	-----	2CO,2LA,2PE,3LA,4LA,CO,LA,PE
	17500-KSP-B00ZB	*NHA95M*SWORD SILVER METALLIC	1	-		
	17500-KSP-B60ZA	TANK ASSY., FUEL(WL)				
	NH1.....BLACK		-	1	-----	3CO,3PE,5LA,6LA
8	17519-KSP-B00	FILM, TANK PROTECTOR	1	1		
9	17525-KSP-B00	TUBE, FUEL DRAIN	1	1		
10	17525-KVE-900	JOINT, TUBE	1	1		
11	17529-KVN-900	RUBBER, SHROUD MOUNTING	2	2		
12	17530-KSP-B00	TUBE ASSY., BREATHER	1	1		
13	17531-KSP-B00	TUBE, BREATHER	1	1		
14	17611-KRY-970	CUSHION, FR. FUEL TANK	2	2		
15	17613-KSP-B00	CUSHION, FUEL TANK RR.	1	1		
16	17620-KSP-861	CAP COMP., FUEL FILLER	1	1		
17	17681-KSP-B00	TUBE, FUEL	1	1		
18	19052-KVO-000	COLLAR, RADIATOR MOUNTING ...	2	2		
19	37800-KSP-B01	FUEL UNIT	1	1		
20	50200-KSP-B00ZA	SHROUD SET, R.(WL)				
	*NHA84P*PEARL NIGHTSTAR BLACK		1	1	-----	2CO,2LA,2PE,3LA,4LA,CO,LA,PE

Ref. No.	Part No.	Description	Reqd. QTY		Serial No.	Parts catalogue code
			CBF150M	C		
20)	50200-KSP-B00ZC	SHROUD SET, R.(WL)				
		R320P.....PEARL SIENA RED	1	1	-----	2C0,2LA,2PE,3LA,4LA,CO,LA,PE
	50200-KSP-B00ZB	*NHA95M*SWORD SILVER METALLIC	1	-		
	50200-KSP-B60ZA	*TYPE2*.....	-	1	-----	3C0,3PE,5LA,6LA
21	50280-KSP-B00	SHROUD, R. INNER	1	-		
	50280-KSP-B50	-	1		
22	50285-KSP-B00	SHROUD, L. INNER	1	-		
	50285-KSP-B50	-	1		
23	50295-KSP-B00	STAY COMP., SHROUD	1	1		
24	50300-KSP-B00ZA	SHROUD SET, L.(WL)				
		*NHA84P*PEARL NIGHTSTAR BLACK	1	1	-----	2C0,2LA,2PE,3LA,4LA,CO,LA,PE
	50300-KSP-B00ZC	*R320P*.....PEARL SIENA RED	1	1	-----	2C0,2LA,2PE,3LA,4LA,CO,LA,PE
	50300-KSP-B00ZB	*NHA95M*SWORD SILVER METALLIC	1	-		
	50300-KSP-B60ZA	*TYPE2*.....	-	1	-----	3C0,3PE,5LA,6LA
25	83545-KCJ-690	RUBBER, SIDE COVER	2	2		
26	83547-KSP-B00	RUBBER, SIDE COVER	2	2		
27	83551-300-000	GROMMET, AIR CLEANER CASE ...	2	2		
28	90104-KT2-000	SCREW, SPECIAL, 6X14	2	2		
29	90105-KVN-900	BOLT, SPECIAL, 6X22	2	2		
30	90111-KSP-860	BOLT, SOCKET, 4X21	3	3		
31	90324-KCJ-660	COLLAR, FUEL TANK MOUNTING ..	1	1		
32	91305-443-740	O-RING, 39.5X5	1	1		
33	93903-24380	SCREW, TAPPING, 4X12	10	10		
34	94050-06000	NUT, FLANGE, 6MM	4	4		
35	95002-02080	CLIP, TUBE(B8)	2	2		
36	95002-02100	CLIP, TUBE(B10)	1	1		
37	95002-02120	CLIP, TUBE(B12)	1	1		
38	95002-02130	CLIP, TUBE(B12.5)	1	1		
39	95701-06012-07	BOLT, FLANGE, 6X12	2	2		
40	95701-08025-08	BOLT, FLANGE, 8X25	1	1		

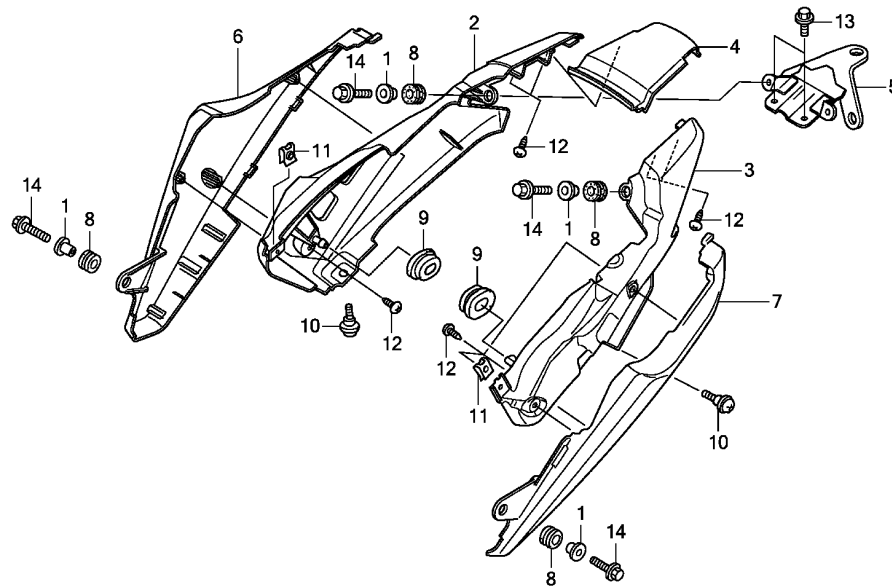




Ref. No.	L.O.N.	(Relative ref. Number) Description	F.R.T.
1	4131F6	RAIL, GRAB :REAR	0.1
2	4131F0	LOCK, SEAT	0.4
3	811175	CABLE, SEAT LOCK	0.5
8	4131N5	HOOK, SEAT CATCH	0.5

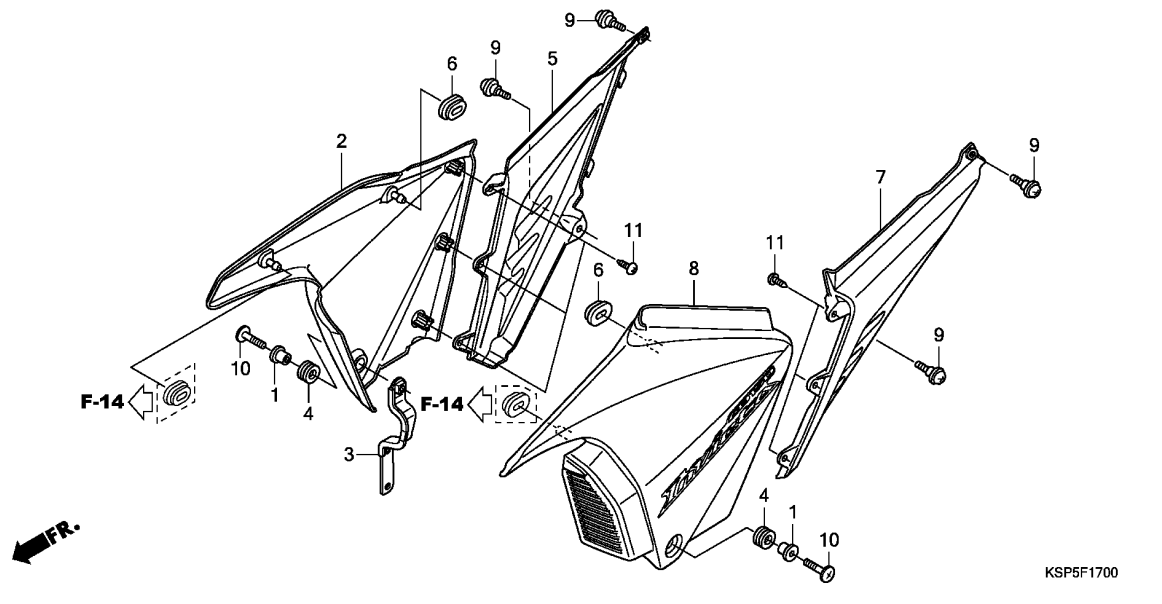


Ref. No.	Part No.	Description	Reqd. QTY		Serial No.	Parts catalogue code
			CBF150M B	C		
1	50400-KSP-B00ZA	GRIP, RR. *NHA84P*PEARL NIGHTSTAR BLACK	1	1	-----	----- 2C0,2LA,2PE,3LA,4LA,CO,LA,PE
	50400-KSP-B00ZC	*R320P*.....PEARL SIENA RED	1	1	-----	----- 2C0,2LA,2PE,3LA,4LA,CO,LA,PE
	50400-KSP-B00ZB	*NHA95M*SWORD SILVER METALLIC	1	-		
	50400-KSP-B00ZF	*NH1*.....BLACK	-	1	-----	----- 3C0,3PE,5LA,6LA
2	77110-KSP-911	LOCK ASSY., SEAT	1	1		
3	77156-KSP-B00	CABLE, SEAT LOCK	1	1		
4	77200-KSP-B01ZA	SEAT COMP., DOUBLE *TYPE1*.....	1	1		
5	77204-KCC-900	RUBBER A, SEAT SETTING	2	2		
6	77204-KYA-600	RUBBER A, SEAT SETTING	4	4		
7	77206-KFN-850	RUBBER, SEAT CUSHION	2	2		
8	77220-KY6-010	HOOK, SEAT CATCH	1	1		
9	81202-KWF-900	COLLAR, CARRIER	4	4		
10	90107-GZ4-670	BOLT, BREAK OFF	2	2		
11	95701-06012-00	BOLT, FLANGE, 6X12	1	1		
12	95701-08020-00	BOLT, FLANGE, 8X20	4	4		



Ref. No.	L.O.N.	(Relative ref. Number) Description	F.R.T.
2	4111X7	COWL, REAR :RIGHT	0.3
3	4111X6	COWL, REAR :LEFT	0.3
	4111X8	COWL, REAR :BOTH	0.3
4	411135	COWL, REAR	0.3
6	4111J4	COWL, SEAT :RIGHT	0.3
7	4111J3	COWL, SEAT :LEFT	0.3
	4111M1	COWL, SEAT :BOTH	0.3

Ref. No.	Part No.	Description	Reqd. QTY		Serial No.	Parts catalogue code
			CBF150M	C		
1	19052-KV0-000	COLLAR, RADIATOR MOUNTING ...	4	4		
2	77210-KSP-B00	COWL, R. RR.	1	1		
3	77220-KSP-B00	COWL, L. RR.	1	1		
4	77230-KSP-B00	COWL, RR. CENTER	1	1		
5	77235-KSP-B00	STAY, TAILLIGHT	1	1		
6	77240-KSP-B00ZA	GARNISH, R. RR. *NHA84P*PEARL NIGHTSTAR BLACK	1	1	-----	2CO,2LA,2PE,3LA,4LA,CO,LA,PE
	77240-KSP-B00ZC	*R320P*.....PEARL SIENA RED	1	1	-----	2CO,2LA,2PE,3LA,4LA,CO,LA,PE
	77240-KSP-B00ZB	*NHA95M*SWORD SILVER METALLIC	1	-		
	77240-KSP-B00ZF	*NH1*.....BLACK	-	1	-----	3CO,3PE,5LA,6LA
7	77250-KSP-B00ZA	GARNISH, L. RR. *NHA84P*PEARL NIGHTSTAR BLACK	1	1	-----	2CO,2LA,2PE,3LA,4LA,CO,LA,PE
	77250-KSP-B00ZC	*R320P*.....PEARL SIENA RED	1	1	-----	2CO,2LA,2PE,3LA,4LA,CO,LA,PE
	77250-KSP-B00ZB	*NHA95M*SWORD SILVER METALLIC	1	-		
	77250-KSP-B00ZE	*NH1*.....BLACK	-	1	-----	3CO,3PE,5LA,6LA
8	83545-KCJ-690	RUBBER, SIDE COVER	4	4		
9	83551-300-000	GROMMET, AIR CLEANER CASE ...	2	2		
10	90101-GEO-000	SCREW, HINGE PATCH	2	2		
11	90320-GC3-000	NUT, SPRING, 5MM	2	2		
12	93903-24380	SCREW, TAPPING, 4X12	10	10		
13	95701-06012-08	BOLT, FLANGE, 6X12	2	2		
14	95701-06020-00	BOLT, FLANGE, 6X20	4	4		



Ref. No.	L.O.N.	(Relative ref. Number) Description	F.R.T.
2	(5)	COVER, SIDE :RIGHT	0.1
8	(7)	COVER, SIDE :LEFT	0.1
		COVER, SIDE :BOTH	0.2

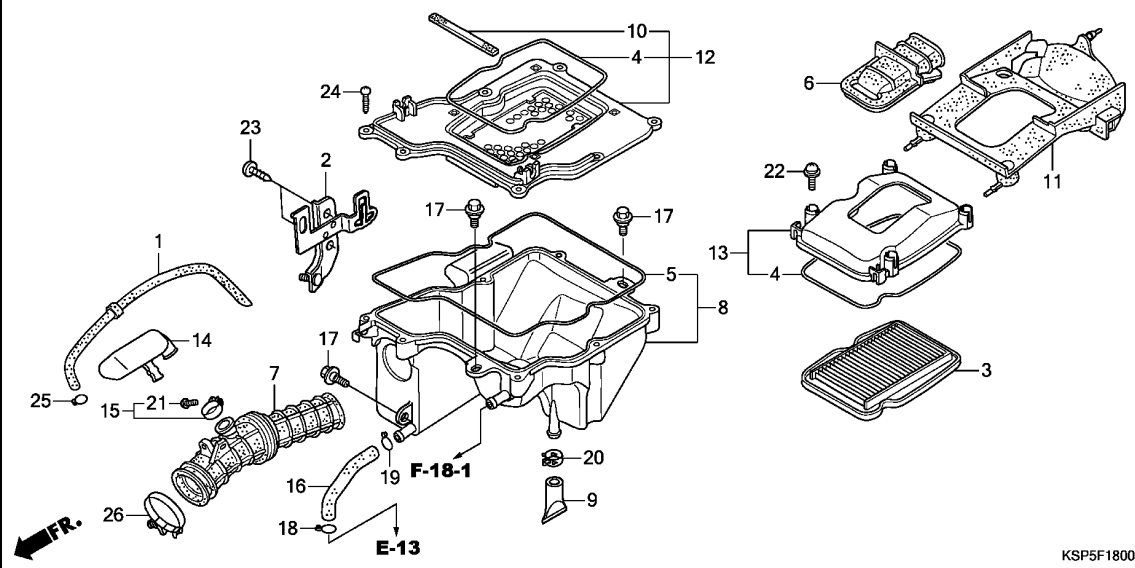
3

Ref. No.	Part No.	Description	Reqd. QTY		Serial No.	Parts catalogue code
			CBF150M B	C		
1	19052-KV0-000	COLLAR, RADIATOR MOUNTING ...	2	2		
2	83500-KSP-C20ZA	COVER SET A, R. SIDE(WL)				
	TYPE1	1	1	-----	2CO,2LA,2PE,3LA,4LA,CO,LA,PE
	83500-KSP-C20ZC	*TYPE3*	1	1	-----	2CO,2LA,2PE,3LA,4LA,CO,LA,PE
	83500-KSP-C20ZB	*TYPE2*	1	-		
	83500-KSP-E40ZA	COVER SET, R. SIDE(WL)				
	TYPE1	-	1	-----	3CO,3PE,5LA,6LA
3	83501-KSP-B00	STAY, SIDE COVER	1	1		
4	83545-KCJ-690	RUBBER, SIDE COVER	2	2		
5	83550-KSP-B00	COVER B, R. SIDE	1	1		
6	83551-300-000	GROMMET, AIR CLEANER CASE ...	2	2		
7	83555-KSP-B00	COVER B, L. SIDE	1	1		
8	83600-KSP-C20ZA	COVER SET A, L. SIDE(WL)				
	TYPE1	1	1	-----	2CO,2LA,2PE,3LA,4LA,CO,LA,PE
	83600-KSP-C20ZC	*TYPE3*	1	1	-----	2CO,2LA,2PE,3LA,4LA,CO,LA,PE
	83600-KSP-C20ZB	*TYPE2*	1	-		
	83600-KSP-E40ZA	COVER SET, L. SIDE(WL)				
	TYPE1	-	1	-----	3CO,3PE,5LA,6LA
9	90101-GEO-000	SCREW, HINGE PATCH	4	4		
10	90105-KVN-900	BOLT, SPECIAL, 6X22	2	2		
11	93903-24380	SCREW, TAPPING, 4X12	6	6		

F-18

AIR CLEANER

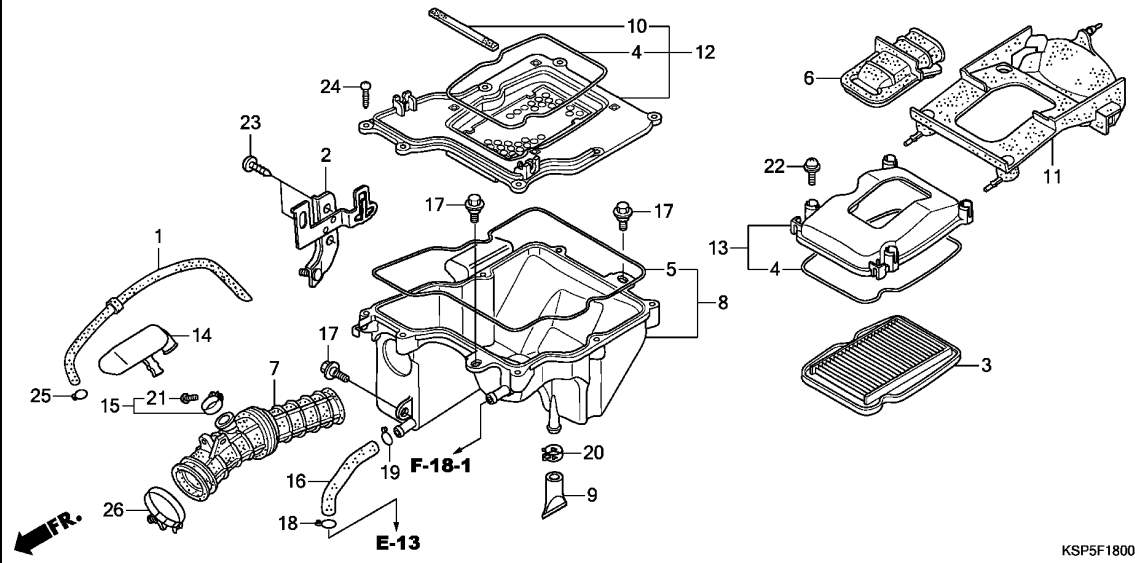
G 9



Ref. No.	L.O.N.	(Relative ref. Number) Description	F.R.T.
3	312105	ELEMENT, AIR CLEANER	0.1
7	3121B6	TUBE, AIR CLEANER CONNECTING ..	0.7
8	3121D1	CASE, AIR CLEANER :LOWER	0.7
12	3121D0	CASE, AIR CLEANER :MIDDLE	0.7
14	3121C1	RESONATOR	0.2

Ref. No.	Part No.	Description	Reqd. QTY		Serial No.	Parts catalogue code
			CBF150M	C		
1	16199-KSP-900	TUBE, AIR VENT	1	1		
2	17209-KSP-B00	STAY, FUSE	1	1		
3	17211-KSP-B00	ELEMENT COMP., AIR CLEANER ..	1	1		
4	17214-KSP-900	SEAL, AIR CLEANER COVER	2	2		
5	17215-KSP-900	SEAL A, AIR CLEANER	1	1		
6	17219-KSP-900	DUCT, AIR CLEANER	1	1		
7	17222-KSP-900	TUBE, AIR CLEANER CONNECTING ..	1	1		
8	17225-KSP-B00	CASE SUB ASSY., AIR CLEANER ..	1	1		
9	17227-KTE-910	TUBE, VINYL, 11X15X40	1	1		
10	17233-KSP-900	MAT, AIR CLEANER	1	1		
11	17234-KSP-900	COVER, AIR CLEANER DUCT	1	1		
12	17235-KSP-900	HOLDER SUB ASSY., AIR CLEANER ..	1	1		
13	17245-KSP-900	COVER SUB ASSY., AIR CLEANER ..	1	1		
14	17311-KSP-900	RESONATOR	1	1		
15	17312-KFN-880	BAND, RESONATOR	1	1		
16	17371-KSP-900	TUBE, BREATHER	1	1		
17	90111-162-000	BOLT, FLANGE, 6MM	3	3		
18	90651-KM9-000	CLIP, TUBE(B14)	1	1		
19	90651-MK3-780	CLIP, TUBE(B12.5)	1	1		
20	91406-KFN-850	CLAMP, TUBE(D14.5)	1	1		
21	93500-04016-0G	SCREW, PAN, 4X16	1	1		
22	93893-05016-00	SCREW-WASHER, 5X16	4	4		
23	93903-25210	SCREW, TAPPING, 5X12	2	2		
24	93903-25480	SCREW, TAPPING, 5X20	7	7		
25	95002-70000	CLIP, TUBE(C11)	1	1		

3



KSP5F1800

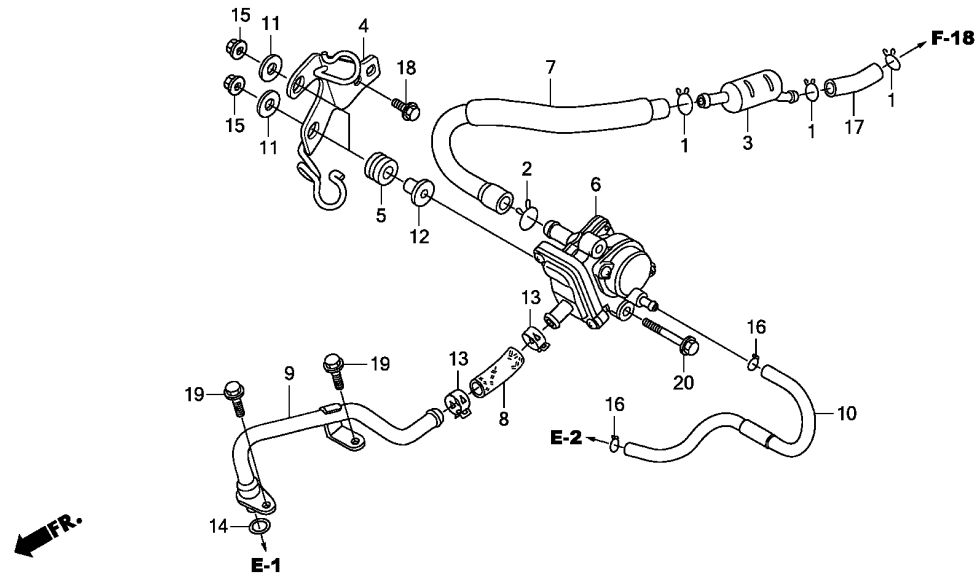
Ref. No.	Part No.	Description	Reqd. QTY		Serial No.	Parts catalogue code
			CBF150M	C		

26	95018-54250	BAND, AIR CLEANER CONNECTING TUBE(54)	1	1		
----	-------------	---------------------------------------	---	---	--	--

3

F-18-1

AIR SUCTION VALVE

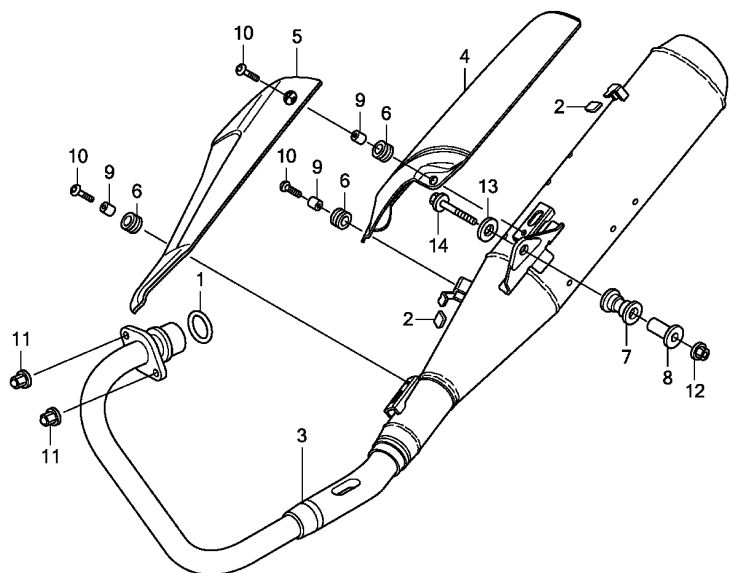


KSP5F1801

Ref. No.	L.O.N.	(Relative ref. Number) Description	F.R.T.
3	3141C1	JOINT, SECONDARY AIR TUBE	0.2
6	314130	VALVE, SECONDARY AIR CONTROL .	0.4
9	3111D1	PIPE, SECONDARY AIR	0.2

Ref. No.	Part No.	Description	Reqd. QTY		Serial No.	Parts catalogue code
			CBF150M	C		
1	15772-500-013	CLIP, BREATHER TUBE	3	3		
2	17316-611-000	CLIP, BREATHER TUBE	1	1		
3	17360-KSP-900	RESONATOR, AIR SUCTION VALVE	1	1		
4	17365-KSP-B00	STAY, AIR SUCTION VALVE	1	1		
5	17622-GB7-900	RUBBER, CUSHION	2	2		
6	18600-KSP-901	VALVE ASSY., AIR SUCTION	1	1		
7	18601-KSP-900	TUBE A, AIR SUCTION VALVE ...	1	1		
8	18602-KSP-900	TUBE B, AIR SUCTION VALVE ...	1	1		
9	18640-KSP-B00	PIPE COMP., AIR FEED	1	1		
10	18655-KSP-901	TUBE, AIR SUCTION VALVE(PB) .	1	1		
11	90417-KSP-900	WASHER, AIR SUCTION VALVE ...	2	2		
12	90502-KEZ-900	COLLAR, CUSHION RUBBER	2	2		
13	90678-MR1-690	CLIP, HOSE	2	2		
14	91309-MJ0-003	O-RING, 9.8X2.8(ARAI)	1	1		
15	94050-06000	NUT, FLANGE, 6MM	2	2		
16	95002-02070	CLIP, TUBE(B7)	2	2		
17	95005-80055-20	TUBE, 8X55(95005-80001-20M) .	1	1		
18	95701-06012-07	BOLT, FLANGE, 6X12	1	1		
19	95701-06016-00	BOLT, FLANGE, 6X16	2	2		
20	95701-06030-00	BOLT, FLANGE, 6X30	2	2		

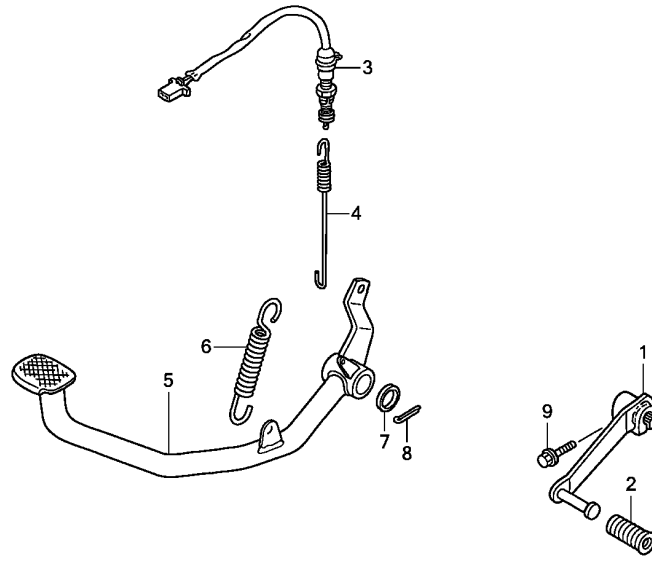




Ref. No.	L.O.N.	(Relative ref. Number) Description	F.R.T.
1	3131B4	GASKET, EXHAUST PIPE	0.2
3	313120	MUFFLER	0.3
4	3131D3	COVER, MUFFLER :REAR	0.1
5	3131F3	COVER, MUFFLER :UPPER	0.1

3

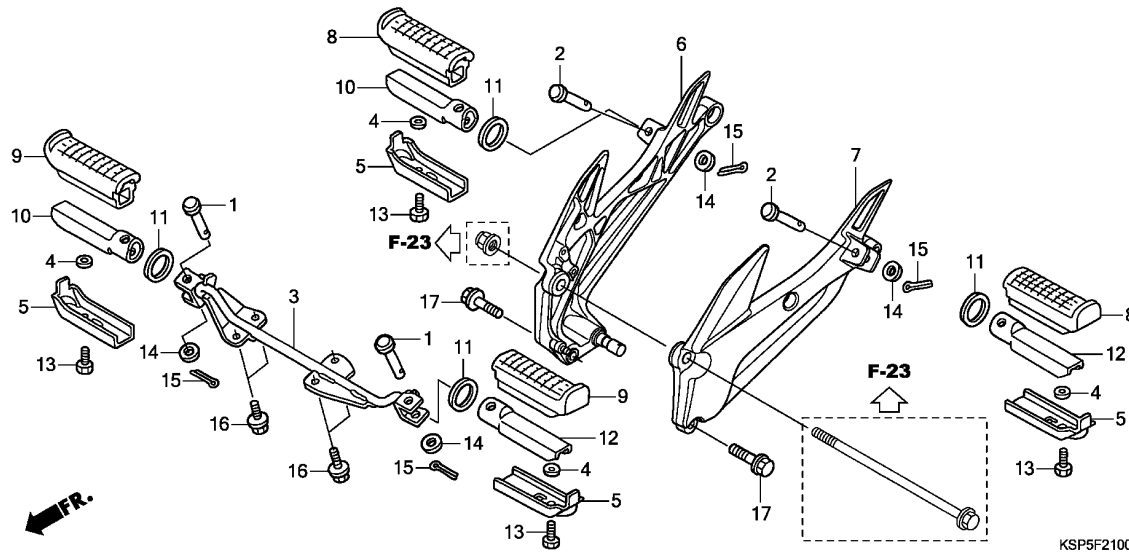
Ref. No.	Part No.	Description	Reqd. QTY		Serial No.	Parts catalogue code
			CBF150M	C		
1	18291-KSP-901	GASKET, EX. PIPE	1	1		
2	18293-KPK-900	RUBBER, PROTECTOR PACKING ...	2	2		
3	18300-KSP-B00	MUFFLER COMP., EX.	1	1		
4	18311-KSP-B00	COVER A, MUFFLER	1	1		
5	18312-KSP-B00	COVER B, MUFFLER	1	1		
6	18345-MBT-610	RUBBER, PROTECTOR MOUNTING ..	3	3		
7	18421-438-670	RUBBER, MUFFLER MOUNTING ...	1	1		
8	18442-KRC-900	COLLAR, MUFFLER MOUNTING	1	1		
9	33619-459-840	COLLAR, WINKER STAY	3	3		
10	90106-MCE-000	SCREW, PAN, 6X12	3	3		
11	90305-KSP-900	NUT, EXHAUST PIPE, 8MM	2	2		
12	94050-10000	NUT, FLANGE, 10MM	1	1		
13	94103-10000	WASHER, PLAIN, 10MM	1	1		
14	95801-10055-00	BOLT, FLANGE, 10X55	1	1		



KSP5F2000

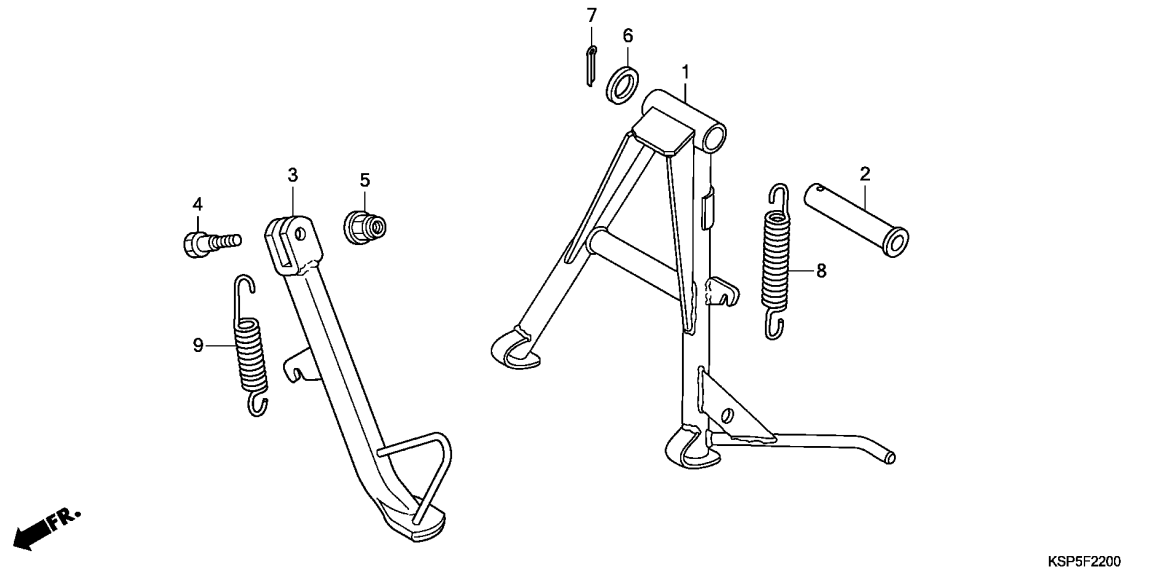
Ref. No.	L.O.N.	(Relative ref. Number) Description	F.R.T.
1	4101A1	PEDAL, GEAR CHANGE	0.1
3	6151B5	SWITCH, REAR STOP :PEDAL SIDE	0.3
5	810160	PEDAL, REAR BRAKE	0.5

Ref. No.	Part No.	Description	Reqd. QTY		Serial No.	Parts catalogue code
			CBF150M	C		
1	24701-KSP-A70	PEDAL, GEAR CHANGE	1	1		
2	24781-KSP-860	RUBBER, CHANGE PEDAL	1	1		
3	35350-KSP-B01	SWITCH ASSY., RR. STOP	1	1		
4	35357-KSP-900	SPRING, STOP SWITCH	1	1		
5	46500-KSP-B00	PEDAL COMP., BRAKE	1	1		
6	46514-KN5-670	SPRING, BRAKE PEDAL	1	1		
7	90521-028-000	WASHER, 17X22	1	1		
8	94201-30300	PIN, SPLIT, 3.0X30	1	1		
9	96001-06020-00	BOLT, FLANGE, 6X20	1	1		



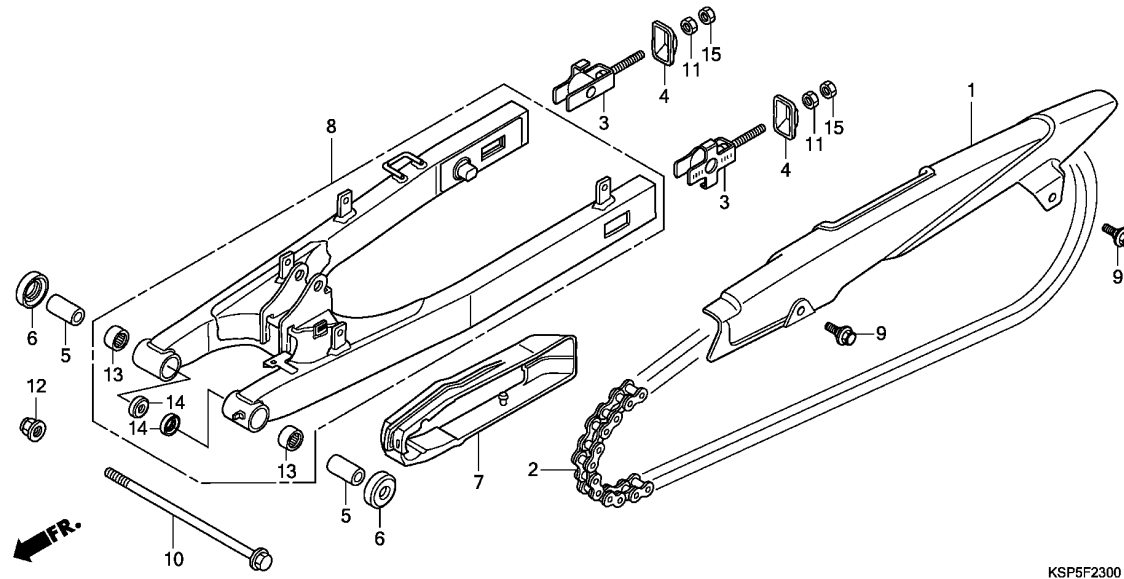
Ref. No.	L.O.N.	(Relative ref. Number) Description	F.R.T.
3	410145	BAR, STEP	0.4
6	4101D0	BRACKET, PILLION STEP :RIGHT ..	0.6
7	4101C9	BRACKET, PILLION STEP :LEFT ..	0.3
	4101K4	BRACKET, PILLION STEP :BOTH ..	0.9
10	4101C6	BAR, MAIN STEP :RIGHT	0.1
	4101C8	BAR, PILLION STEP :RIGHT	0.1
12	4101C5	BAR, MAIN STEP :LEFT	0.1
	4101J1	BAR, MAIN STEP :BOTH	0.2
	4101C7	BAR, PILLION STEP :LEFT	0.1
	4101P4	BAR, PILLION STEP :BOTH	0.2

Ref. No.	Part No.	Description	Reqd. QTY		Serial No.	Parts catalogue code
			CBF150M B	C		
1	50602-KSP-900	PIN, MAIN STEP BAR JOINT	2	2		
2	50603-KSP-900	PIN, STEP BAR JOINT	2	2		
3	50610-KSP-B00	BAR COMP., STEP	1	1		
4	50618-KE8-000	COLLAR, 6.5X11X3	4	4		
5	50619-KSP-900	PLATE, STEP LOWER	4	4		
6	50630-KSP-B00ZA	HOLDER, R. STEP *NH303M* MAT AXIS GRAY METALLIC	1	1		
7	50640-KSP-B00ZA	HOLDER, L. STEP *NH303M* MAT AXIS GRAY METALLIC	1	1		
8	50661-KFN-850	RUBBER, MAIN STEP	2	2		
9	50661-KFN-880	RUBBER, MAIN STEP	2	2		
10	50701-KSP-900	BAR, R. MAIN STEP	2	2		
11	50715-KSP-910	PLATE, PILLION STEP SIDE	4	4		
12	50801-KSP-900	BAR, L. MAIN STEP	2	2		
13	92101-06012-0G	BOLT, HEX., 6X12	4	4		
14	94102-08000	WASHER, PLAIN, 8MM	4	4		
15	94201-20150	PIN, SPLIT, 2.0X15	4	4		
16	95701-08020-00	BOLT, FLANGE, 8X20	4	4		
17	95701-10025-00	BOLT, FLANGE, 10X25	2	2		



Ref. No.	L.O.N.	(Relative ref. Number) Description	F.R.T.
1	410175	STAND, MAIN	0.4
3	410180	BAR, SIDE STAND	0.2
8	410176	SPRING, MAIN STAND	0.2
9	410182	SPRING, SIDE STAND	0.1

Ref. No.	Part No.	Description	Reqd. QTY		Serial No.	Parts catalogue code
			CBF150M B	C		
1	50500-KSP-870	STAND COMP., MAIN	1	1		
2	50526-KTE-910	SHAFT, MAIN STAND PIVOT	1	1		
3	50530-KSP-B00	BAR COMP., SIDE STAND	1	1		
4	90107-GN1-010	SCREW, SIDE STAND PIVOT	1	1		
5	90304-KTE-911	NUT, FLANGE SPECIAL, 10MM (SIMMODS MARSHALL)	1	1		
6	90521-028-000	WASHER, 17X22	1	1		
7	94201-30300	PIN, SPLIT, 3.0X30	1	1		
8	95014-71702	SPRING G, MAIN STAND	1	1		
9	95014-72102	SPRING A, SIDE STAND	1	1		



Ref. No.	L.O.N.	(Relative ref. Number) Description	F.R.T.
1	4101L9	CASE, DRIVE CHAIN :UPPER	0.1
2	2131M1	CHAIN, DRIVE(ENDLESS)	0.3
7	4101E5	SLIDER, CHAIN	0.4
8	5121B0	SWINGARM ASSEMBLY	0.8
13	5121C8	BEARING, SWINGARM PIVOT :LEFT	1.0
	5121C9	BEARING, SWINGARM PIVOT :RIGHT	1.0
	5121D0	BEARING, SWINGARM PIVOT :BOTH	1.1

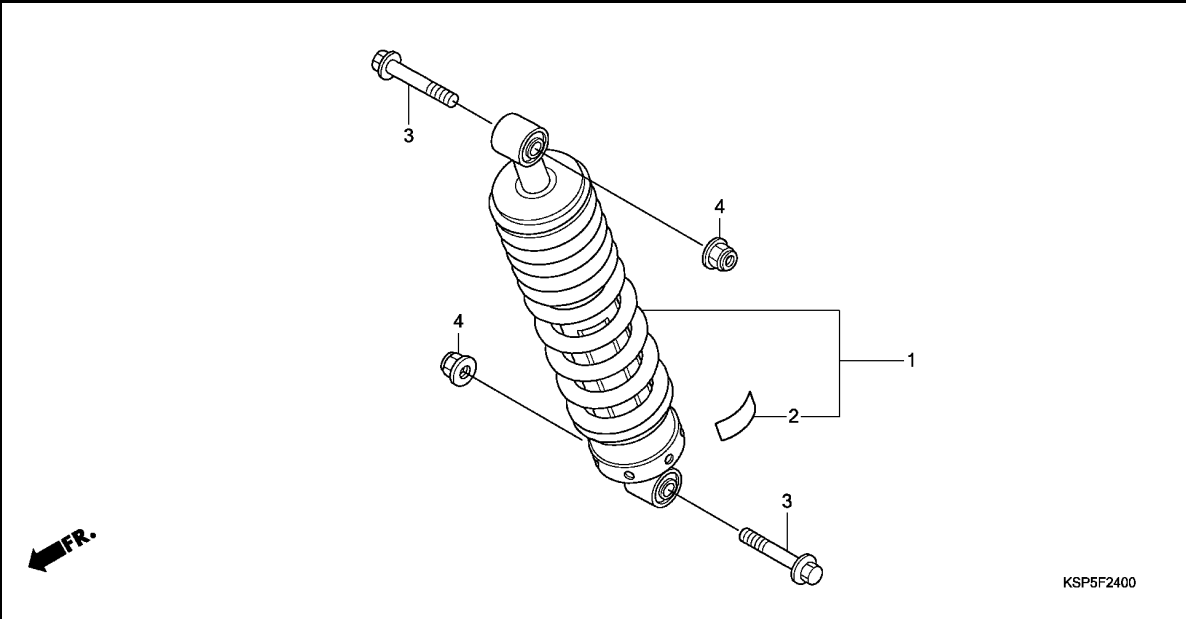
KSP5F2300

Ref. No.	Part No.	Description	Reqd. QTY		Serial No.	Parts catalogue code
			CBF150M	C		
1	40510-KSP-B00	CASE, DRIVE CHAIN	1	1		
2	40530-KSP-B01	CHAIN, DRIVE(428H-126)(L.G.B.)	1	1		
3	40543-KSP-B00	ADJUSTER COMP., CHAIN	2	2		
4	40546-KSP-B00ZC	CAP, SWINGARM END				
		NH1.....BLACK	2	2		
5	52141-KSP-900	COLLAR, SWINGARM PIVOT	2	2		
6	52144-GC4-003	DUST SEAL, 31X40.5X7.1(ARAI)	2	2		
7	52170-KSP-B00	SLIDER, CHAIN	1	1		
8	52200-KSP-B00	SWINGARM SUB ASSY., RR.	1	1		
9	90111-KWF-900	BOLT, FLANGE, 6MM	2	2		
10	90121-KSP-900	BOLT, SWINGARM PIVOT	1	1		
11	90302-KBP-900	NUT, SPECIAL, 6MM	2	2		
12	90305-KVN-901	NUT, FLANGE, 14MM	1	1		
	90305-KVN-902	1	1		
13	91071-KSP-901	BEARING, NEEDLE, 20X26X20 ...	2	2		
14	91254-KS6-003	DUST SEAL, 20X26X4.5(ARAI) ..	2	2		
15	94001-06000-0S	NUT, HEX., 6MM	2	2		

F-24

REAR CUSHION

H 1



Ref. No.	L.O.N.	(Relative ref. Number) Description	F.R.T.
1	512115	CUSHION ASSY., REAR	0.5

Ref. No.	Part No.	Description	Reqd. QTY		Serial No.	Parts catalogue code
			CBF150M B	C		

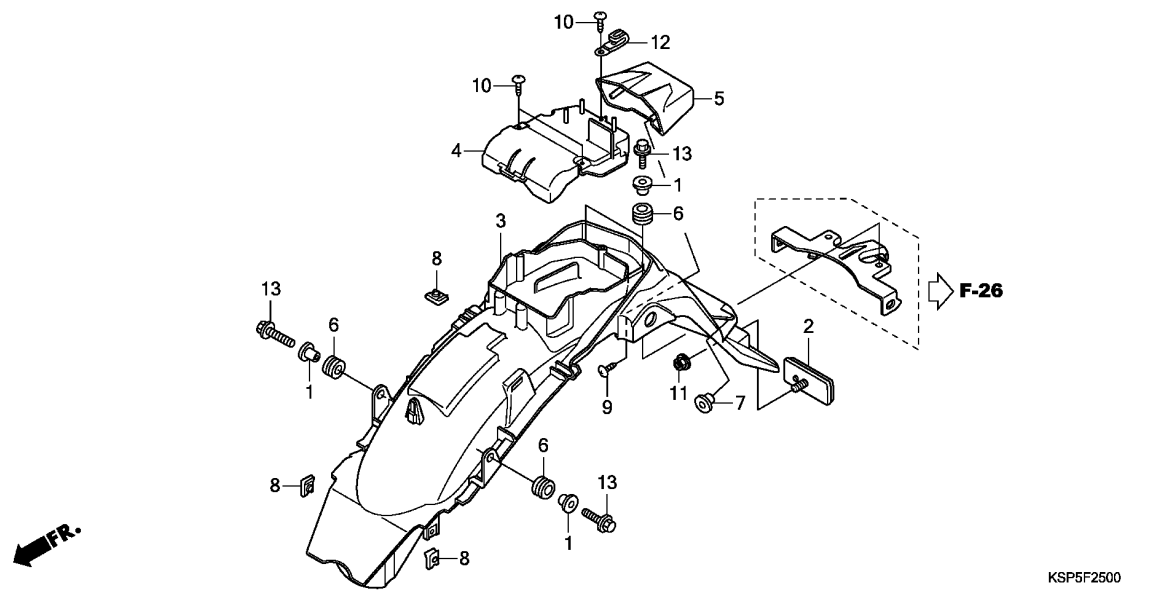
1	52400-KSP-B01	CUSHION ASSY., RR.	1	1		
2	87516-KSP-861	LABEL, RR. DAMPER	1	1		
3	90151-KSP-900	BOLT, FLANGE, 10X48	2	2		
4	90304-KTE-911	NUT, FLANGE SPECIAL, 10MM (SIMMODS MARSHALL)	2	2		

3

F-25

REAR FENDER

H 2

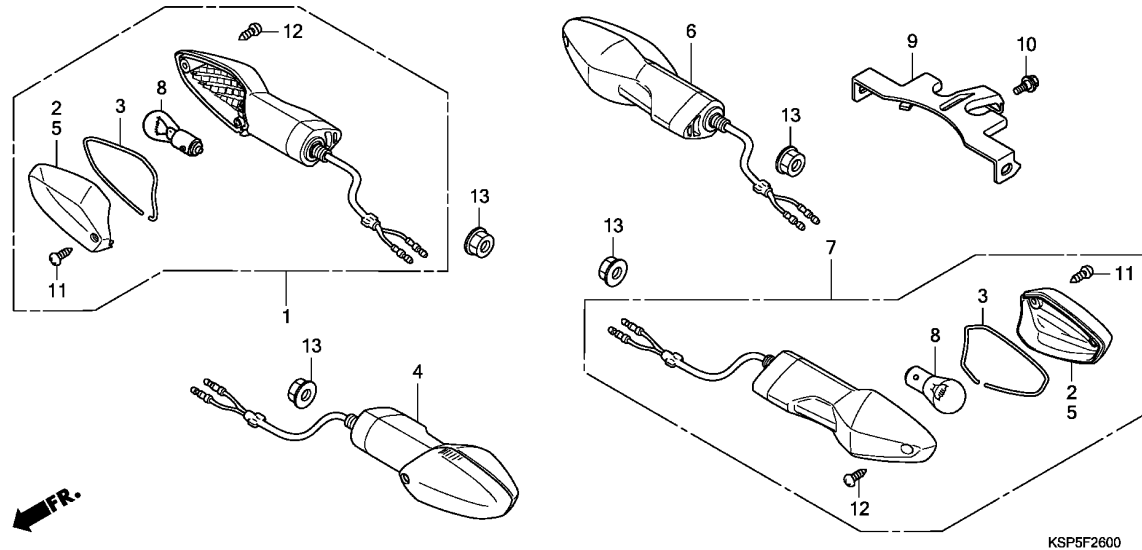


Ref. No.	L.O.N.	(Relative ref. Number) Description	F.R.T.
3	413102	FENDER, REAR	0.8
4	4101B1	COVER, TOOL BOX	0.7

KSP5F2500

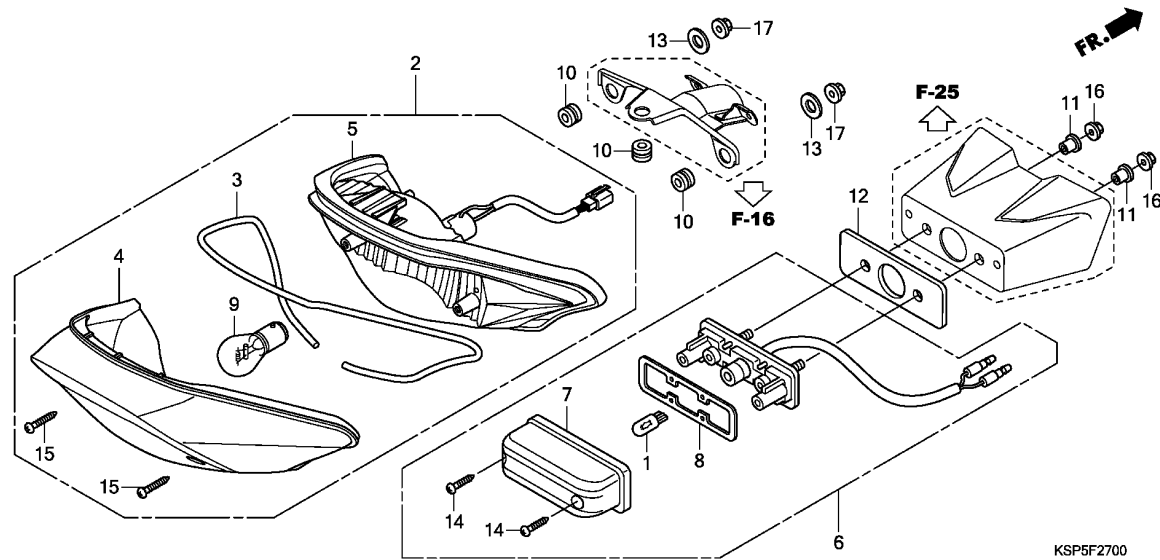
Ref. No.	Part No.	Description	Reqd. QTY		Serial No.	Parts catalogue code
			CBF150M B	C		
1	19052-KV0-000	COLLAR, RADIATOR MOUNTING ...	4	4		
2	33741-KPL-902	REFLECTOR, REFLEX	1	1		
3	80100-KSP-B00ZA	FENDER SET, RR.(WL) *TYPE1*.....	1	1		
4	80102-KSP-B00	COVER, TOOL BOX	1	1		
5	80103-KSP-B00	BASE, LICENSE LIGHT	1	1		
6	83545-KCJ-690	RUBBER, SIDE COVER	4	4		
7	90311-KTE-910	NUT, RR. FENDER	2	2		
8	90320-GC3-000	NUT, SPRING, 5MM	3	3		
9	93903-24480	SCREW, TAPPING, 4X16	2	2		
10	93903-25220	SCREW, TAPPING, 5X12	3	3		
11	94050-05000	NUT, FLANGE, 5MM	1	1		
12	94591-47000	CLIP, 4X70	1	1		
13	95701-06020-00	BOLT, FLANGE, 6X20	4	4		

3



Ref. No.	L.O.N.	(Relative ref. Number) Description	F.R.T.
1	6161C4	WINKER :RIGHT FRONT	0.2
4	6161C3	WINKER :LEFT FRONT	0.2
	6161C5	WINKER :BOTH FRONT	0.3
6	6161C7	WINKER :RIGHT REAR	0.5
7	6161C6	WINKER :LEFT REAR	0.5
	6161C8	WINKER :BOTH REAR	0.6
8		(2,3,5)	
	616133	BULB, WINKER :FRONT	0.1
		.NOTE: Same time for two units	
	616139	BULB, WINKER :REAR	0.1
		.NOTE: Same time for two units	
	6161G0	BULB, WINKER :FOR 1 VEHICLE ..	0.2

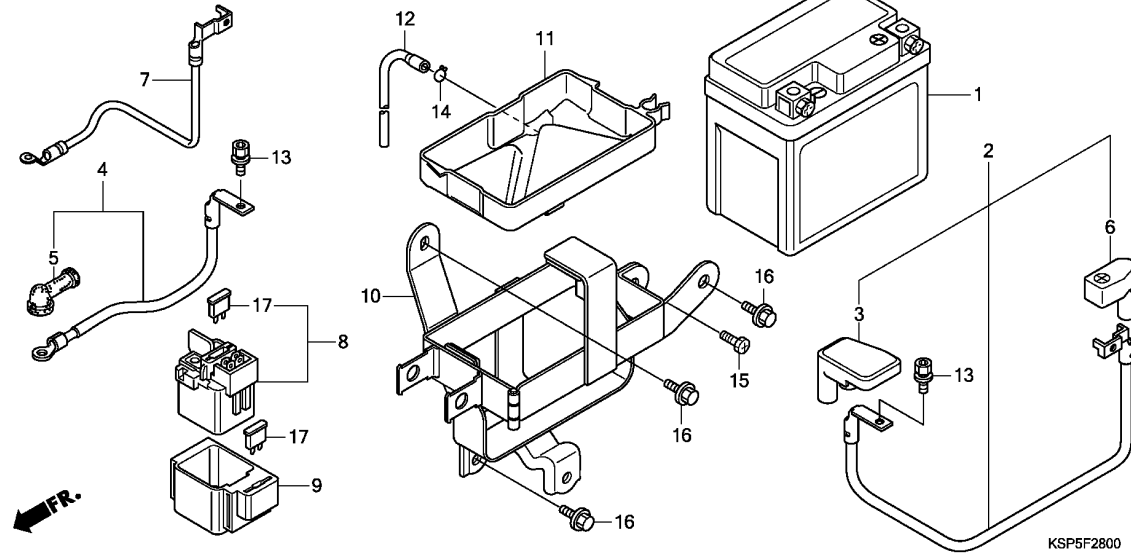
Ref. No.	Part No.	Description	Reqd. QTY		Serial No.	Parts catalogue code
			CBF150M	C		
1	33400-KSP-B01	WINKER ASSY., R. FR.(12V 21W)	1	1		
2	33402-KWF-901	LENS, R. WINKER				
		(R. FR./L. RR.)	2	2		
3	33406-KWF-901	SEAL, GASKET	4	4		
4	33450-KSP-B01	WINKER ASSY., L. FR.(12V 21W)	1	1		
5	33452-KWF-901	LENS, L. WINKER				
		(L. FR./R. RR.)	2	2		
6	33600-KSP-B01	WINKER ASSY., R. RR.(12V 21W)	1	1		
7	33650-KSP-B01	WINKER ASSY., L. RR.(12V 21W)	1	1		
8	34904-KRY-971	BULB, WINKER LIGHT(PY21W)				
		(AMBER)(12V 21W)	4	4		
9	50186-KSP-B00	STAY, RR. WINKER	1	1		
10	90111-162-000	BOLT, FLANGE, 6MM	1	1		
11	93903-34310	SCREW, TAPPING, 4X12	4	4		
12	93903-34380	SCREW, TAPPING, 4X12	4	4		
13	94050-10000	NUT, FLANGE, 10MM	4	4		



Ref. No.	L.O.N.	(Relative ref. Number) Description	F.R.T.
1		(7,8)	
1	6161F3	BULB, LICENSE LIGHT	0.1
2	6161D5	TAILLIGHT UNIT	0.4
5	6161E2	BASE, TAILLIGHT	0.4
6	6161D8	LIGHT, LICENSE	0.5
9		(3,4)	
	6161G1	BULB, TAILLIGHT	0.1

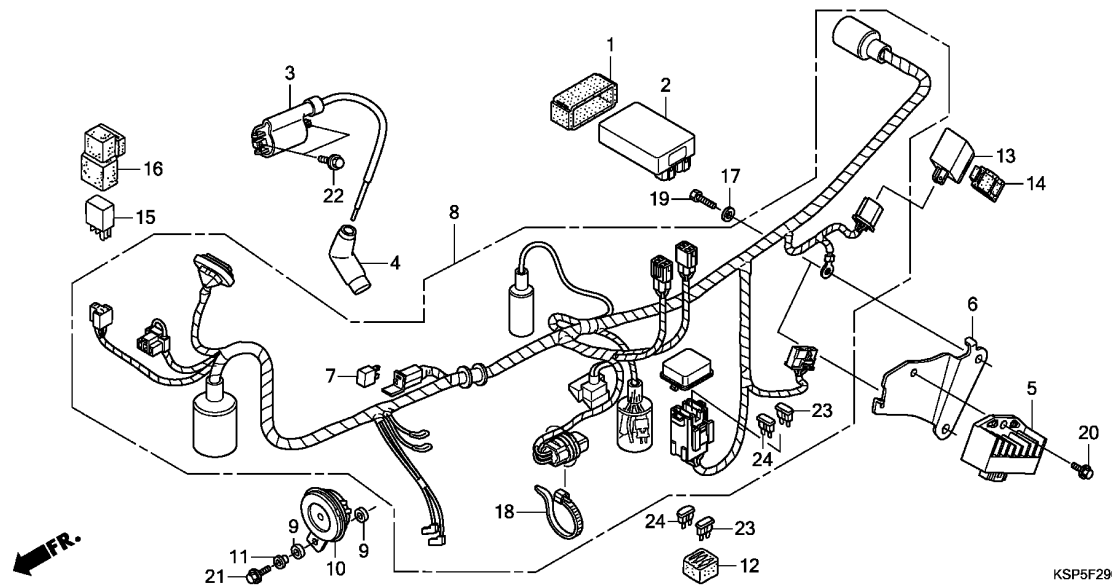
3

Ref. No.	Part No.	Description	Reqd. QTY		Serial No.	Parts catalogue code
			CBF150M			
			B	C		
1	33301-KSP-B00	BULB, WEDGE BASE(T10 12V 5W)	1	1		
2	33700-KSP-B01	TAILLIGHT UNIT	1	1		
3	33701-KSP-B01	PACKING	1	1		
4	33702-KSP-B01	LENS, TAILLIGHT	1	1		
5	33703-KSP-B01	BASE COMP., TAILLIGHT	1	1		
6	33720-KSP-B01	LIGHT ASSY., LICENSE(12V 5W)	1	1		
7	33723-KSP-B01	COVER COMP.	1	1		
8	33729-KSP-B01	PACKING, LENS	1	1		
9	34907-KVN-901	BULB, TAIL & STOP LIGHT (12V 21/5W)	1	1		
10	77209-KAG-900	RUBBER, SEAT STAY MOUNTING ..	3	3		
11	80202-KVE-900	COLLAR, LICENSE LIGHT	2	2		
12	80203-KVE-900	RUBBER, LICENSE LIGHT	1	1		
13	90563-355-000	WASHER, WHEEL, 6MM	2	2		
14	93901-24480	SCREW, TAPPING, 4X16	2	2		
15	93901-24580	SCREW, TAPPING, 4X20	2	2		
16	94050-05000	NUT, FLANGE, 5MM	2	2		
17	94050-06000	NUT, FLANGE, 6MM	2	2		



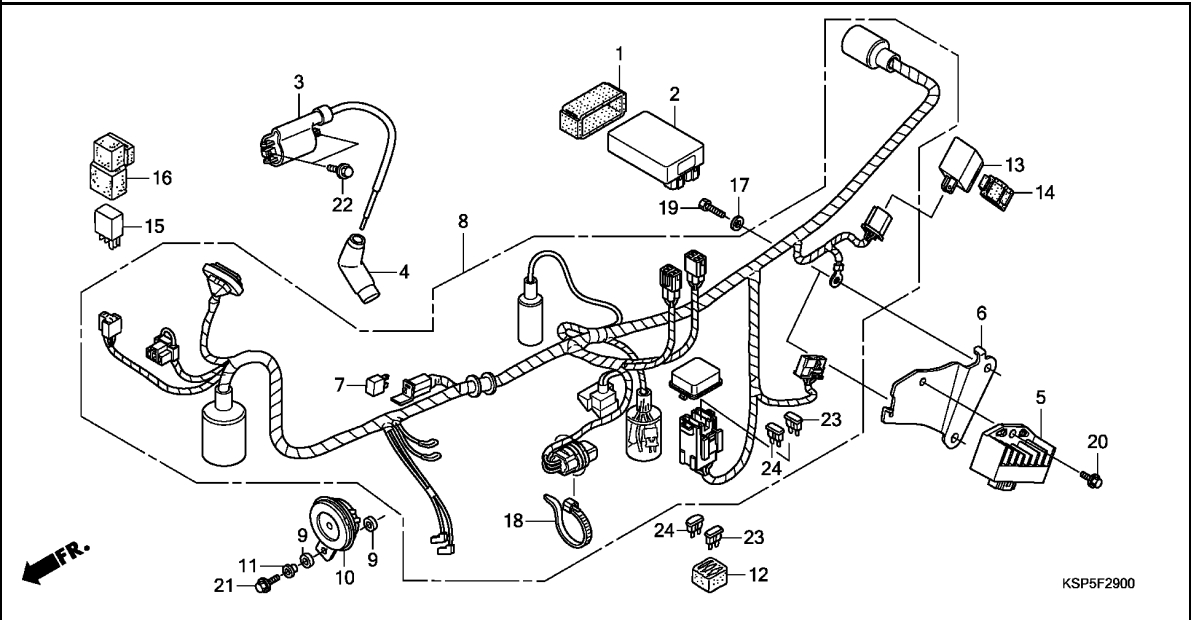
Ref. No.	L.O.N.	(Relative ref. Number) Description	F.R.T.
1	610100	BATTERY	0.2
2	610105	CABLE, POSITIVE BATTERY	0.2
4	612115	CABLE, STARTER MOTOR	0.2
7	610110	CABLE, NEGATIVE BATTERY	0.2
8	615113	SWITCH, STARTER MAGNETIC	0.2
10	4101B0	HOLDER, BATTERY BOX	0.4

Ref. No.	Part No.	Description	Reqd. QTY		Serial No.	Parts catalogue code
			CBF150M	B C		
1	31500-KSP-B01 31500-KRP-981	BATTERY (YTX5L-BS) (TYBC)	1	1	----- 2C0,2PE,3C0,3LA,3PE,5LA,C0,LA,PE	
		BATTERY (YTX5L-BS) (TIANJIN YUASA)	1	1	----- 2LA,4LA,6LA	
2	32401-KSP-B00	CABLE, STARTER MAGNETIC	1	1		
3	32406-KSP-860	COVER, STARTER MAGNETIC	1	1		
4	32410-KSP-B00	CABLE, STARTER MOTOR	1	1		
5	32411-253-000	COVER, STARTER MOTOR TERMINAL	1	1		
6	32417-KSP-B00	COVER, BATTERY TERMINAL	1	1		
7	32601-KSP-B00	CABLE, BATTERY EARTH	1	1		
8	35850-KEB-620	SWITCH ASSY., STARTER MAGNETIC	1	1		
9	35856-KVN-900	RUBBER, SHOCK	1	1		
10	50384-KSP-B00	CASE, BATTERY	1	1		
11	50385-KSP-B00	TRAY, BATTERY	1	1		
12	50388-KTE-910	TUBE, BATTERY TRAY	1	1		
13	90111-MR5-000	BOLT, SOCKET, 5X9	2	2		
14	90651-MK3-780	CLIP, TUBE(B12.5)	1	1		
15	92301-06012-0A	BOLT, RECESSED, 6X12	1	1		
16	95701-06012-00	BOLT, FLANGE, 6X12	3	3		
17	98200-32000	FUSE, BLADE (20A)	2	2		



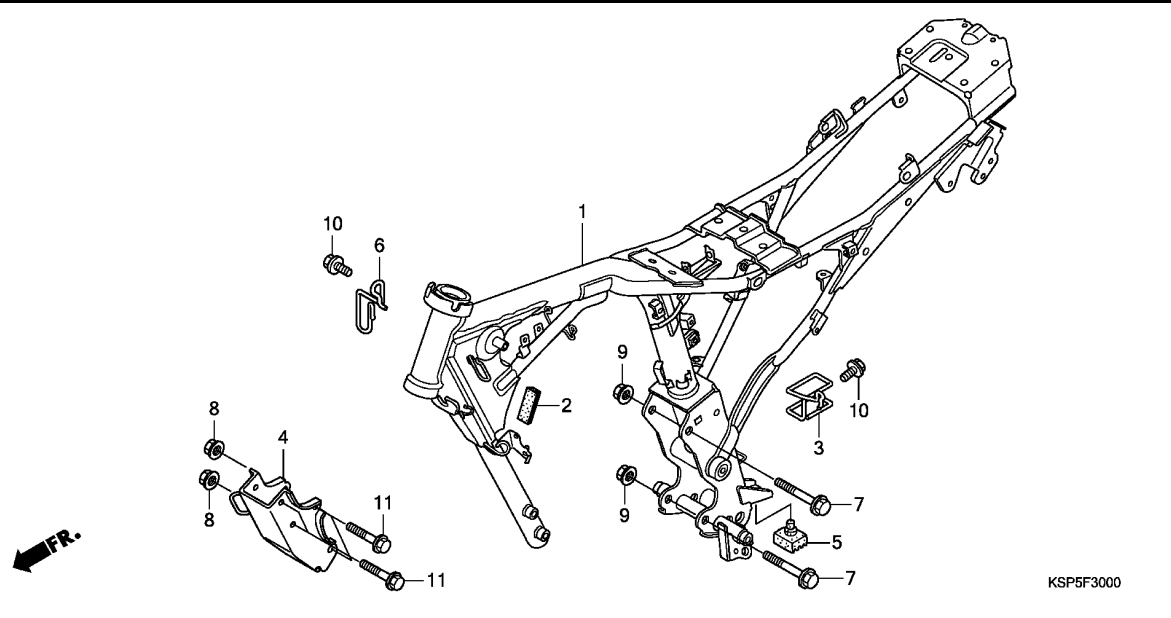
Ref. No.	L.O.N.	(Relative ref. Number) Description	F.R.T.
2	6141A1	IGNITION CONTROL MODULE	0.4
3	614105	COIL, IGNITION	0.4
5	6131B2	RECTIFIER, REGULATE	0.3
8	611100	HARNESS, WIRE	0.9
10	616169	HORN	0.1
13	6111C3	RELAY, WINKER	0.2
15	6111M4	RELAY, PASSING	0.2

Ref. No.	Part No.	Description	Reqd. QTY		Serial No.	Parts catalogue code
			CBF150M	C		
1	30401-KVE-901	CUSHION, C.D.I. UNIT	1	1		
2	30410-KSP-B01	C.D.I. UNIT	1	1		
3	30500-KSP-B01	COIL ASSY., IGNITION	1	1		
	30500-KSP-B02	COIL ASSY., IGNITION(WINGS)	-	1		
4	30700-KSP-B01	CAP ASSY., NOISE SUPPRESSOR	1	1		
5	31600-KWS-901	RECTIFIER COMP., REGULATOR	1	1		
6	31601-KSP-B00	STAY, REGULATOR	1	1		
7	31700-124-008	RECTIFIER ASSY., SILICON (SHINDENGEN)	1	1		
8	32100-KSP-B00	HARNESS, WIRE	1	-		
	32100-KSP-B50		-	1		
9	33714-KL3-620	RUBBER, TAILLIGHT BRACKET	2	2		
10	38110-KSP-B01	HORN COMP.(HIGH)	1	1		
11	38117-KFE-701	COLLAR, HORN SETTING	1	1		
12	38201-KSP-910	RUBBER, SPARE FUSE SETTING	1	1		
13	38301-KRY-971	RELAY COMP., WINKER	1	1		
14	38306-GE7-000	SUSPENSION, WINKER RELAY	1	1		
15	38502-KSP-910	RELAY COMP., POWER (MICRO ISO 5P)	1	1		
16	38506-KSP-910	SUSPENSION, POWER RELAY	1	1		
17	90417-KSP-900	WASHER, AIR SUCTION VALVE	2	2		
18	91551-PNA-003	BAND, WIRE HARNESS(BLACK) (172MM)	1	1		
19	92101-06014-0A	BOLT, HEX., 6X14	2	2		
20	95701-06012-00	BOLT, FLANGE, 6X12	1	1		



Ref. No.	Part No.	Description	Reqd. QTY		Serial No.	Parts catalogue code
			CBF150M			

21	95701-06020-08	BOLT, FLANGE, 6X20	1	1		
22	96001-06020-00	BOLT, FLANGE, 6X20	2	2		
23	98200-31000	FUSE, BLADE (10A)	2	2		
24	98200-31500	FUSE, BLADE (15A)	2	2		

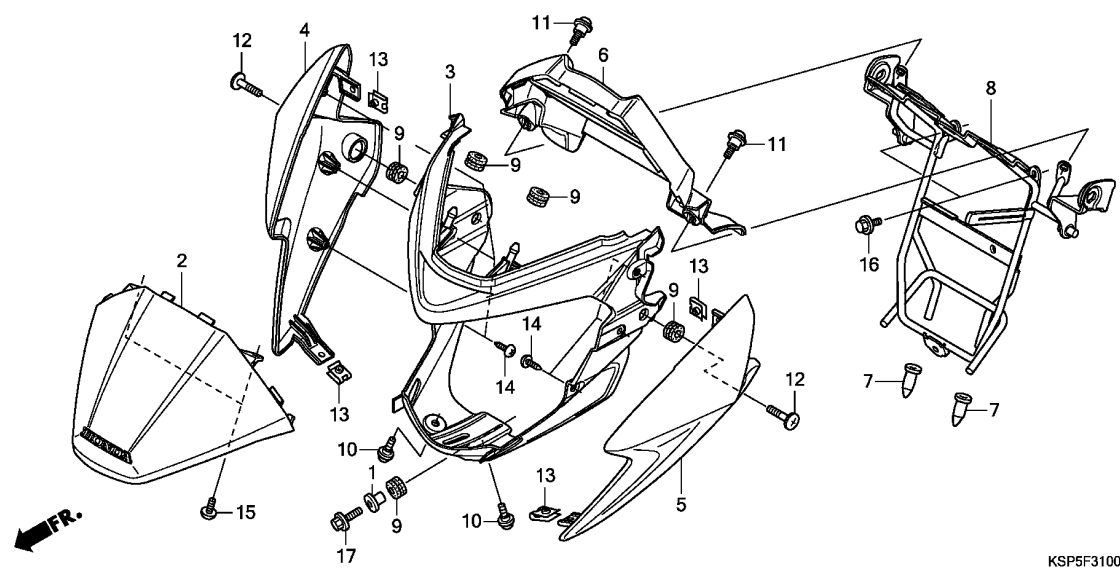


Ref. No.	L.O.N.	(Relative ref. Number) Description	F.R.T.
1	410100	BODY, FRAMEINCLUDES: Engine removal and installation	5.5
4	4101N0	PLATE, FRONT ENGINE HANGER ...	0.2

KSP5F3000



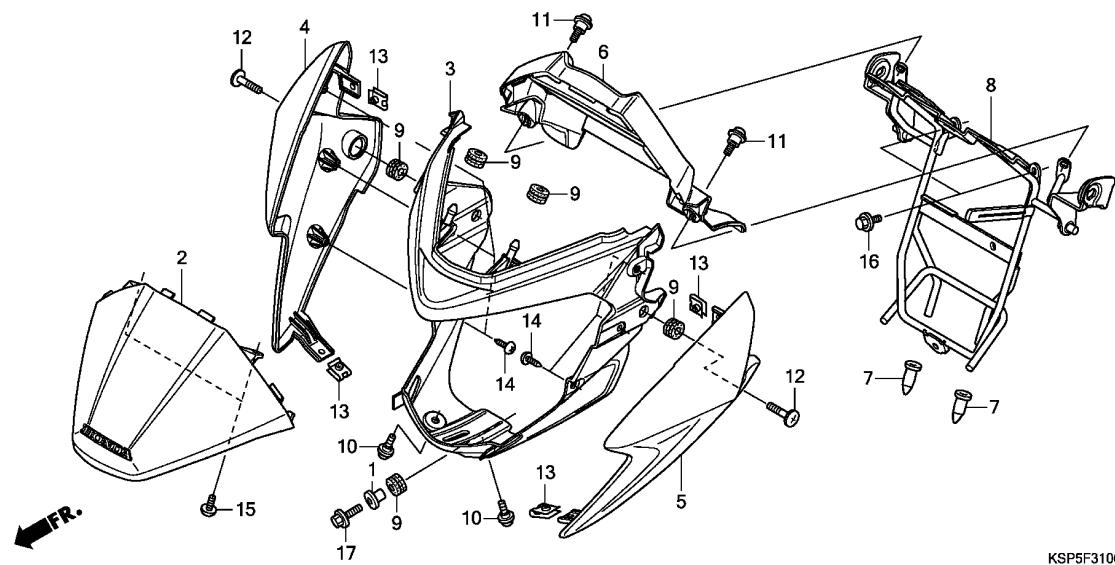
Ref. No.	Part No.	Description	Reqd. QTY		Serial No.	Parts catalogue code
			CBF150M B	C		
1	50100-KSP-B00	BODY COMP., FRAME	1	-		
	50100-KSP-B50	-	1		
2	50199-KSP-B00	RUBBER, STIFFENER	1	1		
3	50296-KSP-860	GUIDE, DRAIN HOSE	1	1		
4	50351-KSP-B00	PLATE, FR. ENGINE HANGER	1	1		
5	50505-KSP-900	RUBBER, STAND STOPPER	1	1		
6	50722-KSP-B00	GUIDE, MAIN HARNESS	1	1		
7	90019-399-010	BOLT, FLANGE, 10X110	2	2		
8	94050-08000	NUT, FLANGE, 8MM	4	4		
9	94050-10000	NUT, FLANGE, 10MM	2	2		
10	95701-06012-07	BOLT, FLANGE, 6X12	2	2		
11	95801-08085-00	BOLT, FLANGE, 8X85	4	4		



Ref. No.	L.O.N.	(Relative ref. Number) Description	F.R.T.
2	8121J2	COVER A, METER	0.2
3	4111L3	COWL, FRONT CENTER	0.3
4	4111L5	COWL, FRONT :RIGHT	0.2
5	4111L4	COWL, FRONT :LEFT	0.2
	4111L6	COWL, FRONT :BOTH	0.3
6	8121J3	COVER B, METER	0.2
8	4111O5	STAY, FRONT COVER	0.5

Ref. No.	Part No.	Description	Reqd. QTY		Serial No.	Parts catalogue code
			CBF150M B	C		
1	19052-KV0-000	COLLAR, RADIATOR MOUNTING ...	1	1		
2	61300-KSP-B00ZA	COVER SET A, METER(WL) *NH105*...MAT BLACK (#15-#20)	1	1		
3	61301-KSP-B00ZA	COWL, FR. CENTER *NH105*...MAT BLACK (#15-#20)	1	1		
4	61302-KSP-B00ZA	COWL, R. FR. SIDE *NHA84P*PEARL NIGHTSTAR BLACK	1	1	----- 2C0,2LA,2PE,3LA,4LA,CO,LA,PE	
	61302-KSP-B00ZC	*R320P*...PEARL SIENA RED	1	1	----- 2C0,2LA,2PE,3LA,4LA,CO,LA,PE	
	61302-KSP-B00ZB	*NHA95M*SWORD SILVER METALLIC	1	-		
	61302-KSP-B00ZG	*NH1*...BLACK	-	1	----- 3C0,3PE,5LA,6LA	
5	61303-KSP-B00ZA	COWL, L. FR. SIDE *NHA84P*PEARL NIGHTSTAR BLACK	1	1	----- 2C0,2LA,2PE,3LA,4LA,CO,LA,PE	
	61303-KSP-B00ZC	*R320P*...PEARL SIENA RED	1	1	----- 2C0,2LA,2PE,3LA,4LA,CO,LA,PE	
	61303-KSP-B00ZB	*NHA95M*SWORD SILVER METALLIC	1	-		
	61303-KSP-B00ZG	*NH1*...BLACK	-	1	----- 3C0,3PE,5LA,6LA	
6	61305-KSP-B00ZA	COVER B, METER *NH105*...MAT BLACK (#15-#20)	1	1		
7	61312-KCT-690	BOOT, HEADLIGHT STAY	2	2		
8	61312-KSP-C20	STAY COMP., FR. COWL	1	1		
9	83545-KCJ-690	RUBBER, SIDE COVER	5	5		
10	90101-GEO-000	SCREW, HINGE PATCH	2	2		
11	90102-GB2-720	SCREW, PAN, 5X16	2	2		
12	90105-KVN-900	BOLT, SPECIAL, 6X22	2	2		
13	90320-GC3-000	NUT, SPRING, 5MM	4	4		
14	93903-24380	SCREW, TAPPING, 4X12	6	6		
15	93903-25220	SCREW, TAPPING, 5X12	2	2		

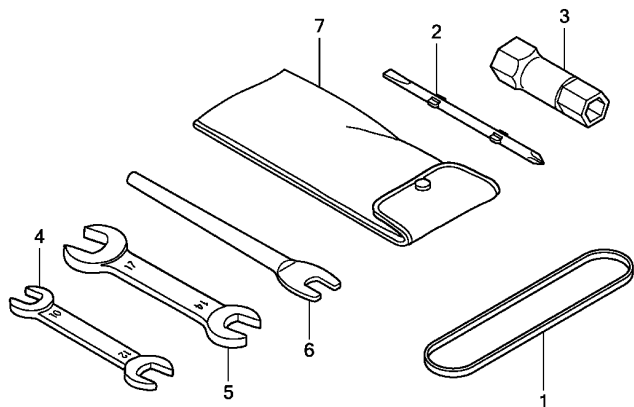




KSP5F3100

Ref. No.	Part No.	Description	Reqd. QTY		Serial No.	Parts catalogue code
			CBF150M	C		

16	95701-06012-00	BOLT, FLANGE, 6X12	2	2		
17	95701-06020-07	BOLT, FLANGE, 6X20	1	1		



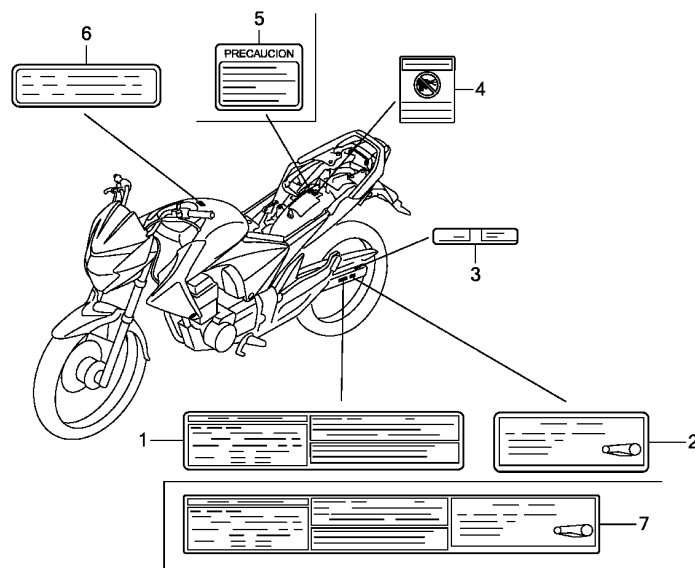
KSP5F3200

Ref. L.O.N. (Relative ref. Number) F.R.T.
No. Description

NO INFORMATION

Ref. No.	Part No.	Description	Reqd. QTY		Serial No.	Parts catalogue code
			CBF150M B	C		
1	89011-KSP-861	BAND, TOOL SETTING	1	1		
2	89102-KTE-910	DRIVER, SCREW(NO.2 + -)	1	1		
3	89216-KTE-910	WRENCH, SPARK PLUG	1	1		
4	89225-KPL-900	SPANNER, 10X12	1	1		
5	89233-KSP-900	SPANNER, 14X17	1	1		
6	99005-02000	BAR B, HANDLE	1	1		
7	99008-01600	BAG, TOOL, 160MM	1	1		



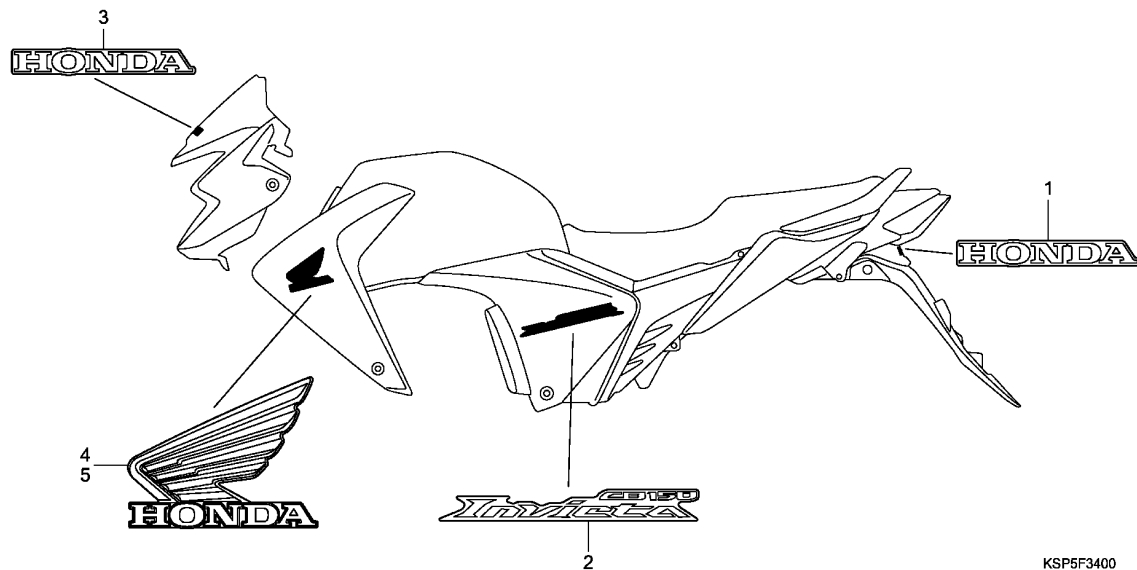


KSP5F3300A

Ref. No. L.O.N. (Relative ref. Number) Description F.R.T.

NO INFORMATION

Ref. No.	Part No.	Description	Reqd. QTY		Serial No.	Parts catalogue code
			CBF150M B	C		
1	87505-KSP-C20	LABEL, TIRE (SPANISH)	1	1	-----	2CO,2PE,3CO,3LA,3PE,5LA,CO,LA,PE
	87505-KSP-B00	LABEL, TIRE	1	-	-----	2LA
2	87507-MFJ-M00	LABEL, DRIVE CHAIN (SPANISH) ..	1	1	-----	2CO,2PE,3CO,3LA,3PE,5LA,CO,LA,PE
	87507-MBB-D60	LABEL, DRIVE CHAIN	1	-	-----	2LA
3	87508-MEL-660	LABEL, CHAIN ADJUSTER (SPANISH)	1	1	-----	2CO,2PE,3CO,3LA,3PE,5LA,CO,LA,PE
	87508-MEL-640	LABEL, CHAIN ADJUSTER	1	1	-----	2LA,4LA,6LA
4	87509-KWS-840	LABEL, AIR CLEANER ELEMENT NOTICE (SPANISH)	1	1	-----	2CO,2PE,3CO,3LA,3PE,5LA,CO,LA,PE
	87509-KWP-900	LABEL, AIR CLEANER ELEMENT NOTICE	1	1	-----	2LA,4LA,6LA
5	87517-KWS-840	LABEL, AIR INTAKE CAUTION (SPANISH)	1	1	-----	2CO,2PE,3CO,3LA,3PE,5LA,CO,LA,PE
6	87560-MAK-690	LABEL, DRIVE (SPANISH)	1	1	-----	2CO,2PE,3CO,3LA,3PE,5LA,CO,LA,PE
	87560-MZO-670	LABEL, DRIVE	1	1	-----	2LA,4LA,6LA
7	87505-KSP-B50	LABEL, TIRE & DRIVE CHAIN ...	-	1	-----	4LA,6LA

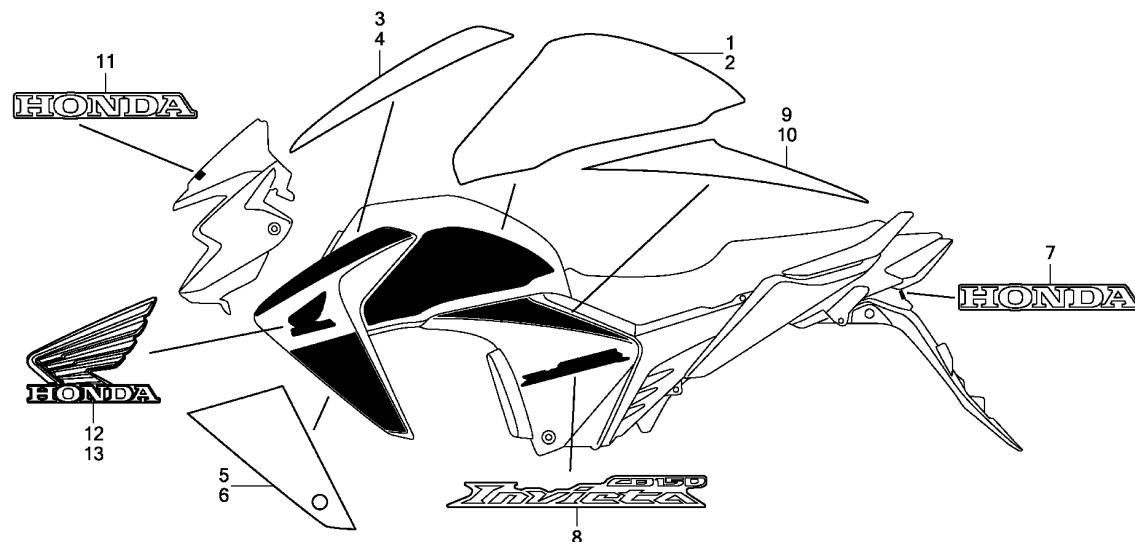


KSP5F3400

Ref. L.O.N. (Relative ref. Number) F.R.T.
No. Description

NO INFORMATION

Ref. No.	Part No.	Description	Reqd. QTY		Serial No.	Parts catalogue code
			CBF150M			
			B	C		
1	86801-KSP-B00ZA	MARK, HONDA(70MM) *TYPE1*	1	-		
2	86831-KSP-C20ZA	MARK A, SIDE COVER *TYPE1*	2	-		
	86831-KSP-C20ZB	*TYPE2*	2	-		
	86831-KSP-C20ZC	*TYPE3*	2	-		
3	87150-KSP-B00ZA	MARK, HONDA(70MM) *TYPE1*	1	-		
4	87521-KSP-B00	EMBLEM, R. SHROUD	1	-		
5	87522-KSP-B00	EMBLEM, L. SHROUD	1	-		



KSP5F3401

Ref. L.O.N. (Relative ref. Number) F.R.T.
No. Description

NO INFORMATION

3

Ref. No.	Part No.	Description	Reqd. QTY		Serial No.	Parts catalogue code
			CBF150M B	C		
1	86171-KSP-B60ZA	STRIPE, R. FUEL TANK *TYPE2*	-	1	----- 3C0,3PE,5LA,6LA	
2	86172-KSP-B60ZA	STRIPE, L. FUEL TANK *TYPE2*	-	1	----- 3C0,3PE,5LA,6LA	
3	86501-KSP-B60ZA	STRIPE A, R. SHROUD *TYPE2*	-	1	----- 3C0,3PE,5LA,6LA	
4	86502-KSP-B60ZA	STRIPE A, L. SHROUD *TYPE2*	-	1	----- 3C0,3PE,5LA,6LA	
5	86503-KSP-B60ZA	STRIPE B, R. SHROUD *TYPE2*	-	1	----- 3C0,3PE,5LA,6LA	
6	86504-KSP-B60ZA	STRIPE B, L. SHROUD *TYPE2*	-	1	----- 3C0,3PE,5LA,6LA	
7	86801-KSP-B00ZA	MARK, HONDA(70MM) *TYPE1*	-	1		
8	86831-KSP-C20ZA	MARK A, SIDE COVER *TYPE1*	-	2	----- 2C0,2PE,3LA,4LA	
	86831-KSP-C20ZC	*TYPE3*	-	2	----- 2C0,2PE,3LA,4LA	
	86831-KSP-E40ZA	MARK, SIDE COVER A *TYPE1*	-	2	----- 3C0,3PE,5LA,6LA	
9	86832-KSP-B60ZA	STRIPE A, R. SIDE COVER *TYPE2*	-	1	----- 3C0,3PE,5LA,6LA	
10	86833-KSP-B60ZA	STRIPE A, L. SIDE COVER *TYPE2*	-	1	----- 3C0,3PE,5LA,6LA	
11	87150-KSP-B00ZA	MARK, HONDA(70MM) *TYPE1*	-	1		
12	87521-KSP-B00	EMBLEM, R. SHROUD	-	1		
13	87522-KSP-B00	EMBLEM, L. SHROUD	-	1		

PART NO. INDEX

Part Number	Address	Page	Ref.	Part Number	Address	Page	Ref.	Part Number	Address	Page	Ref.	Part Number	Address	Page	Ref.										
06000				13412-KSP-910	D14	43	5	16173-001-004	G4	68	1	18421-438-670	G12	76	7										
06410-KSP-900	G2	66	1	14000				16179-KVE-901	E2	47	21	18442-KRC-900	G12	76	8	24410-KVS-900	E1	46	6						
06435-KSP-B01	G1	65	1	14100-KSP-B00	D3	32	2	16180-KGH-901	E2	47	22	18600-KSP-901	G11	75	6	24430-KRM-B10	E1	46	7						
06451-GE2-405	F13	61	1	14321-KRM-840	D4	33	1	16199-KSP-900	G9	73	1	18601-KSP-900	G11	75	7	24436-KRM-840	E1	46	8						
06451-KCC-841	F12	60	1	14401-KCW-851	D4	33	2	16210-KVE-900	D2	31	8	18602-KSP-900	G11	75	8	24610-KRM-840	E1	46	9						
06451-MA7-405	G1	65	2	14430-KSP-910	D3	32	3	16217-KSP-910	D2	31	9	18640-KSP-B00	G11	75	9	24651-KSP-910	E1	46	10						
06455-KCC-842	F12	60	2	14451-KRM-840	D3	32	4	16423-KGH-901	E2	47	23	18655-KSP-901	G11	75	10	24652-KRM-840	E1	46	11						
06455-KPP-902	F13	61	2	14510-KRM-842	D4	33	3	16950-KSP-B01	G4	68	2	19000				24701-KSP-A70	G13	77	1						
06531-KW6-840	F9	57	1	14515-KRM-840	D4	33	4	16952-KSP-B00	G4	68	3	19052-KV0-000				G4	68	18	24781-KSP-860	G13	77	2			
11000				14520-KSP-910	D4	33	5	16953-GT4-305	G4	68	4	28000													
11100-KSP-860	D13	42	1	14560-KSP-910	D4	33	6	16958-MA1-731	G4	68	5	28110-KRM-850				D11	40	1							
11108-KTT-900	D13	42	2	14610-KSP-910	D4	33	7	16959-471-831	G4	68	6	28110-KWF-920				D11	40	1							
11200-KSP-860	D13	42	3	14711-KSP-910	D3	32	5	17000				28120-KWB-921				D11	40	2							
11215-KRM-840	D13	42	4	14721-KVE-900	D3	32	6	17209-KSP-B00	G9	73	2	28131-KTN-900				D11	40	3							
11216-KRM-840	D13	42	5	14751-KWF-840	D3	32	7	17211-KSP-B00	G9	73	3	28131-KVS-851				D11	40	3							
11217-KRM-840	D13	42	6	14761-KWF-840	D3	32	8	17214-KSP-900	G9	73	4	28132-KN6-930				D11	40	4							
11330-KSP-B00	D6	35	1	14771-KSP-910	D3	32	9	17215-KSP-900	G9	73	5	22100-KWF-940	D7	36	1	28133-KRM-850				D11	40	5			
11341-KSP-B00	D9	38	1	14777-KGH-900	D3	32	10	17219-KSP-900	G9	73	6	22115-KSP-910	D7	36	2										
11360-KSP-B00	D9	38	2	14781-MA6-000	D3	32	11	17222-KSP-900	G9	73	7	22120-KRM-840	D7	36	3	30000									
11365-KSP-910	D9	38	3	15000				17225-KSP-B00	G9	73	8	22201-KPM-850	D7	36	4	30401-KVE-901				H6	86	1			
11393-KWK-900	D6	35	2	15100-KRM-840	D8	37	1	17227-KTE-910	G9	73	9	22201-MR8-000	D7	36	5	30410-KSP-B01				H6	86	2			
11395-KWK-900	D9	38	4	15130-KRM-840	D8	37	2	17233-KSP-900	G9	73	10	22321-KPS-900	D7	36	6	30500-KSP-B01				H6	86	3			
12000				15331-KRM-840	D8	37	3	17234-KSP-900	G9	73	11	22355-KRM-840	D7	36	7	30500-KSP-B02				H6	86	3			
12100-KSP-B00	D5	34	1	15332-KRM-840	D8	37	4	17235-KSP-900	G9	73	12	22366-KRM-840	D7	36	8	30700-KSP-B01				H6	86	4			
12191-KWK-900	D5	34	2	15421-KSP-910	D8	37	5	17245-KSP-900	G9	73	13	22401-KRM-840	D7	36	10	31000									
12200-KSP-B00	D2	31	1	15436-KRM-840	D8	37	6	17312-KFN-880	G9	73	15	22810-KRM-B00	D6	35	4	31110-KSP-B01				D10	39	1			
12204-KRM-305	D2	31	2	15441-KCS-650	D8	37	8	17316-611-000	G11	75	2	22815-428-000	D6	35	5	31120-KSP-B01				D10	39	2			
12205-KSP-305	D2	31	3	15446-107-000	D8	37	9	17360-KSP-900	G11	75	3	22821-KSP-B00	D6	35	6	31200-KSP-901				D12	41	1			
12209-GB4-682	D3	32	1	15459-KWK-900	D8	37	10	17365-KSP-B00	G11	75	4	22870-KSP-B00	F3	51	3	31201-KPT-A01				D12	41	2			
12210-KSP-910	D2	31	4	15651-KSP-910	D6	35	3	17371-KSP-900	G9	73	16	23000				31204-KG8-004				D12	41	3			
12212-KRM-840	D2	31	5	15772-500-013	G11	75	1	17500-KSP-B00ZA	G4	68	7	23121-KRM-840	D14	43	6	31205-KTC-921				D12	41	4			
12213-KSP-910	D2	31	6	16000				17500-KSP-B00ZC	G4	68	7	23210-KWF-900	D15	44	1	31206-KPH-881				D12	41	5			
12251-KRM-B41	D2	31	7	16010-KSP-911	E2	47	1	17519-KSP-B00	G4	68	8	23220-KWF-840	D15	44	2	31207-MBE-008				D12	41	6			
12310-KSP-B01	D1	30	1	16012-KSP-B01	E2	47	2	17525-KSP-B00	G4	68	9	23421-KWF-900	D15	44	3	31500-KRP-981				H5	85	1			
12391-KRM-840	D1	30	2	16013-KRC-921	E2	47	3	17525-KVE-900	G4	68	10	23427-KRM-840	D15	44	4	31500-KSP-B01				H5	85	1			
12396-KRM-840	D1	30	3	16015-KSP-911	E2	47	4	17529-KVN-900	G4	68	11	23431-KVS-900	D15	44	5	31600-KWS-901				H6	86	5			
12397-KWG-601	D1	30	4	16016-KSP-911	E2	47	5	17530-KSP-B00	G4	68	12	23432-KVS-900	D15	44	6	31601-KSP-B00				H6	86	6			
12397-KYE-901	D1	30	4	16028-KPP-901	E2	47	6	17531-KSP-B00	G4	68	13	23432-KWF-900	D15	44	7	31700-124-008				H6	86	7			
12398-KSP-B00	D1	30	5	16037-KPP-861	E2	47	7	17611-KRY-970	G4	68	14	23441-KVS-900	D15	44	8	31916-KRM-841				D2	31	10			
13000				16046-KVC-901	E2	47	8	17613-KSP-B00	G4	68	15	23451-KSP-B00	D15	44	9	31926-KRM-841				D2	31	10			
13000-KSP-911	D14	43	1	16050-KVE-901	E2	47	9	17620-KSP-861	G4	68	16	23461-KSP-B00	D15	44	10	31926-KSP-861				D2	31	10			
13011-KRM-305	D14	43	2	16075-KRP-981	E2	47	10	17622-GB7-900	G11	75	5	23471-KSP-B00	D15	44	11	32000									
13021-KRM-305	D14	43	2	16080-KTN-901	E2	47	11	17681-KSP-B00	G4	68	17	23481-KSP-B00	D15	44	12	32100-KSP-B00				H6	86	8			
13031-KRM-305	D14	43	2	16100-KSP-B03	E2	47	12	17910-KSP-B01	F3	51	1	23491-KRE-B00	D15	44	13	32100-KSP-B50				H6	86	8			
13041-KRM-305	D14	43	2	16107-KGH-901	E2	47	13	17950-KSP-900	F3	51	2	23501-KRE-B00	D15	44	14	32111-KSP-910				D10	39	3			
13051-KRM-305	D14	43	2	16111-KSP-B01	E2	47	14	18000				23801-KBP-900				D15	44	15	32161-KSP-920		F3	51	4		
13101-KRM-930	D14	43	3	16119-KSP-911	E2	47	15	18291-KSP-901	G12	76	1	24000				32401-KSP-B00				H5	85	2			
13102-KRM-305	D14	43	3	16140-KTE-911	E2	47	16	18293-KPK-900	G12	76	2	24211-KRM-840				E1	46	1	32406-KSP-860				H5	85	3
13103-KRM-305	D14	43	3	16150-KSP-B00	E2	47	17	18300-KSP-B00	G12	76	3	24212-KWF-900				E1	46	2	32410-KSP-B00				H5	85	4
13104-KRM-305	D14	43	3	16155-KFR-701	E2	47	18	18311-KSP-B00	G12	76	4	24241-KRM-840				E1	46	3	32411-253-000				H5	85	5
13105-KRM-305	D14	43	3	16163-KRP-981	E2	47	19	18312-KSP-B00	G12	76	5	24242-KRM-840				E1	46	4	32417-KSP-B00				H5	85	6
13111-KSP-910	D14	43	4	16165-KSP-B01	E2	47	20	18345-MBT-610	G12	76	6					32601-KSP-B00				H5	85	7			



PART NO. INDEX

Part Number	Address	Page	Ref.	Part Number	Address	Page	Ref.	Part Number	Address	Page	Ref.	Part Number	Address	Page	Ref.				
33000				37300-KSP-B01	F2	50	7	43510-KSP-B01	F15	63	6	F6	54	9	50619-KSP-900	G14	78	5	
33112-KSP-911	F1	49	1	37400-KSP-B01	F2	50	8	43511-KW7-881	F15	63	7	45517-KCC-841	F5	53	8	50630-KSP-B00ZA	G14	78	6
33120-KSP-B01	F1	49	2	37800-KSP-B01	G4	68	19	43512-KSP-B01	F15	63	8	45518-KCC-841	F5	53	9	50640-KSP-B00ZA	G14	78	7
33128-GBL-003	F1	49	3	37890-KTN-901	E2	47	24	43513-KBP-881	F15	63	9	45519-KCC-841	F5	53	10	50661-KFN-850	G14	78	8
33301-KSP-B00	H4	84	1	38000				43514-KS6-701	F15	63	10	45520-GW0-911	F15	63	13	50661-KFN-880	G14	78	9
33400-KSP-B01	H3	83	1	38110-KSP-B01				43520-MJ6-315	F15	63	11	45520-KCC-841	F5	53	11	50701-KSP-900	G14	78	10
33402-KWF-901	H3	83	2	38117-KFE-701	H6	86	11	43530-KS7-831	F15	63	12	45520-MG7-006	F6	54	10	50715-KSP-910	G14	78	11
33406-KWF-901	H3	83	3	44000				45521-GW0-911	F15	63	14	45521-HA2-006	F6	54	11	50722-KSP-B00	H8	88	6
33450-KSP-B01	H3	83	4	38201-KSP-910	H6	86	12	45521-KCC-841	F5	53	12	45525-KCC-841	F5	53	13	50801-KSP-900	G14	78	12
33452-KWF-901	H3	83	5	38301-KRY-971	H6	86	13	44301-KSP-900	F14	62	2	45526-KCC-841	F5	53	14	51000			
33600-KSP-B01	H3	83	6	38306-GE7-000	H6	86	14	44311-KSP-900	F14	62	3	45530-471-831	F6	54	12	51400-KSP-B01	F11	59	1
33619-459-840	G12	76	9	38502-KSP-910	H6	86	15	44620-KSP-900	F14	62	4	46182-MEL-D21	F15	63	15	51401-KSP-B01	F11	59	2
33650-KSP-B01	H3	83	7	38506-KSP-910	H6	86	16	44650-KSP-B00ZA	F14	62	5	46500-KSP-B00	G13	77	5	51410-KSP-B01	F11	59	3
33700-KSP-B01	H4	84	2	40000				44680-KSP-B00	F14	62	6	46504-KV6-702	F15	63	16	51412-KFN-851	F11	59	4
33701-KSP-B01	H4	84	3	40510-KSP-B00	G16	80	1	44711-KSP-B01	F14	62	7	46514-KN5-670	G13	77	6	51412-KSP-901	F11	59	5
33702-KSP-B01	H4	84	4	40530-KSP-B01	G16	80	2	44800-KSP-B01	F14	62	8	50000			51420-KSP-B01	F11	59	6	
33703-KSP-B01	H4	84	5	40543-KSP-B00	G16	80	3	44817-KSP-B00	F14	62	9	50100-KSP-B00	H8	88	1	51432-KFN-851	F11	59	7
33714-KL3-620	H6	86	9	40546-KSP-B00ZC	G16	80	4	44818-KSP-B00	F14	62	10	50100-KSP-B50	H8	88	1	51437-KVN-901	F11	59	8
33720-KSP-B01	H4	84	6	41000				45107-GE2-006	F13	61	5	50186-KSP-B00	H3	83	9	51440-KSP-901	F11	59	9
33723-KSP-B01	H4	84	7	41200-KSP-B00	G2	66	2	45107-KCC-841	F12	60	4	50199-KSP-B00	H8	88	2	51490-KRM-852	F11	59	10
33729-KSP-B01	H4	84	8	42000				45108-KCC-841	F12	60	5	50200-KSP-B00ZA	G4	68	20	51500-KSP-B01	F11	59	11
33741-KPL-902	H2	82	2	42301-KSP-B00	G2	66	3	45108-KPH-951	F13	61	6	50200-KSP-B00ZB	G5	69	20	51520-KSP-B01	F11	59	12
34000				42303-KSP-B00	G2	66	4	45108-ML7-922	G1	65	10	50200-KSP-B00ZA	G4	68	20	52000			
34901-KSP-910	F1	49	4	42304-KSP-B00	G2	66	5	45111-MAJ-G41	F13	61	7	50200-KSP-B00ZC	G5	69	20	52141-KSP-900	G16	80	5
34901-KVN-971	F1	49	4	42313-KSP-B00	G2	66	6	45126-KSP-B01	F5	53	3	50200-KSP-B60ZA	G5	69	20	52144-GC4-003	G16	80	6
34904-KRY-971	H3	83	8	42615-KSP-B00ZA	G2	66	7	45126-KSP-B50	F6	54	3	50280-KSP-B00	G5	69	21	52170-KSP-B00	G16	80	7
34907-KVN-901	H4	84	9	42620-KSP-B00	G2	66	8	45131-GZ0-006	F13	61	8	50280-KSP-B00	G5	69	21	52200-KSP-B00	G16	80	8
35000				42753-KWF-901	F14	62	1	45132-166-016	F13	61	9	50285-KSP-B00	G5	69	21	52400-KSP-B01	H1	81	1
35010-KSP-B00	F7	55	1	G2	66	11	45132-KCC-841	F12	60	6	50285-KSP-B50	G5	69	22	53000				
35100-KSP-B01	F7	55	2	43000	43107-MA7-006				G1	65	13	50285-KSP-B50	G5	69	22	53100-KSP-B00ZA	F7	55	6
35105-KSP-B00	F7	55	3	43107-MA7-006	G1	65	3	45215-KPH-951	F13	61	11	50295-KSP-B00	G5	69	23	53100-KSP-B50ZA	F7	55	6
35106-KSP-B00	F7	55	4	43112-KSP-B01	G1	65	4	45220-KCC-841	F12	60	7	50296-KSP-860	H8	88	3	53105-KRC-900	F3	51	9
35121-KSP-910	F7	55	5	43150-KSP-B01	G1	65	5	45250-KSP-861	F12	60	9	50300-KSP-B00ZA	G5	69	24	53131-KSP-B00ZA	F7	55	7
35150-KSP-B01	F3	51	5	43156-KSP-B00	F5	53	2	45250-KSP-B51	F13	61	13	50300-KSP-B00ZB	G5	69	24	53132-KSP-860ZC	F7	55	8
35200-KSP-B01	F3	51	6	43000				45251-KSP-861	F14	62	11	50300-KSP-B00ZC	G5	69	24	53133-KSP-860	F7	55	9
35330-KEJ-900	F3	51	7	43215-KGH-901	G1	65	6	45290-KCC-841	F12	60	10	50300-KSP-B60ZA	G5	69	24	53140-KSP-A70	F3	51	10
35340-KCK-900	F5	53	1	43216-MAK-003	F12	60	3	45290-KPP-901	F13	61	14	50301-KTR-900	F9	57	2	53166-KSP-A70	F3	51	11
35340-KSP-B51	F6	54	1	43251-KSP-B01ZA	G2	66	12	45352-KCC-841	F12	60	11	50351-KSP-B00	H8	88	4	53172-KRC-900	F3	51	12
35350-KSP-B01	G13	77	3	43310-KSP-B01	F15	63	3	45353-KCC-841	F12	60	12	50384-KSP-B00	H5	85	10	53175-KSP-900	F5	53	16
35357-KSP-900	G13	77	4	43352-568-003	F13	61	3	45504-410-003	F6	54	5	50385-KSP-B00	H5	85	11	53175-KSP-B51	F6	54	13
35505-SA5-003	F2	50	1	43000				45504-KCC-841	F5	53	5	50388-KTE-910	H5	85	12	53178-KSP-900	F3	51	13
35506-SA5-003	F2	50	2	43353-461-771	F13	61	4	45510-KSP-B51	F6	54	6	50400-KSP-B00ZA	G6	70	1	53182-KSP-900	F3	51	14
35750-KSP-B00	D13	42	7	G1	65	8	45510-KVT-911	F5	53	6	50400-KSP-B00ZB	G6	70	1	53209-GAH-000	F1	49	5	
35751-KPH-900	E1	46	12	G1	65	9	45512-MA6-006	F6	54	7	50400-KSP-B00ZC	G6	70	1	53211-268-010	F9	57	3	
35752-KRM-840	E1	46	13	G1	65	9	45513-HA2-006	F6	54	8	50400-KSP-B00ZF	G6	70	1	53212-200-000	F9	57	4	
35850-KEB-620	H5	85	8	G1	65	9	45513-KCC-841	F5	53	7	50500-KSP-870	G15	79	1	53214-200-000	F9	57	5	
35856-KVN-900	H5	85	9	G1	65	4	45517-166-006	F3	51	8	50505-KSP-900	H8	88	5	53219-KSP-B00	F9	57	6	
37000				G1	65	4	45517-166-006	F3	51	8	50526-KTE-910	G15	79	2	53220-KSP-860	F9	57	7	
37100-KSP-B01	F2	50	3	43503-MR8-006	F15	63	4	50530-KSP-B00	G15	79	3	50602-KSP-900	G14	78	1	53230-KSP-B00ZA	F7	55	10
37105-KRJ-901	F2	50	4	43504-MB2-006	F15	63	5	50603-KSP-900	G14	78	2	61000							
37200-KSP-B01	F2	50	5	41000				50618-KE8-000	G14	78	4	61100-KSP-B00ZA	F10	58	1				
37215-KCJ-691	F2	50	6	41000															

PART NO. INDEX

Part Number	Address	Page	Ref.	Part Number	Address	Page	Ref.	Part Number	Address	Page	Ref.	Part Number	Address	Page	Ref.
61100-KSP-B00ZB	F10	58	1	83500-KSP-C20ZC	G8	72	2	87560-MAK-690	H12	92	6	90111-362-000	F7	55	12
61100-KSP-B00ZC	F10	58	1	83500-KSP-E40ZA	G8	72	2	87560-MZ0-670	H12	92	6	90111-KCC-841	F5	53	17
61100-KSP-B00ZG	F10	58	1	83501-KSP-B00	G8	72	3					90111-KSP-860	G5	69	30
61102-KSP-B00	F10	58	2	83545-KCJ-690	G5	69	25	88000				90111-KWF-900	G16	80	9
61103-KRY-900	F10	58	3		G7	71	8					90111-MR5-000	H5	85	13
61105-KRY-900	F10	58	4		G8	72	4	88114-198-D10	F4	52	27	90112-KCC-841	F5	53	18
61300-KSP-B00ZA	H9	89	2		H2	82	6	88114-KFN-950	F3	51	15	90113-KSP-901	F3	51	19
61301-KSP-B00ZA	H9	89	3		H9	89	9	88210-KSP-B01	F3	51	16	90114-166-006	F6	54	14
61302-KSP-B00ZA	H9	89	4	83547-KSP-B00	G5	69	26	88210-KSP-B50	F3	51	16	90114-KCC-841	F5	53	19
61302-KSP-B00ZB	H9	89	4	83550-KSP-B00	G8	72	5	88220-KSP-B01	F3	51	17	90116-KAG-901	F11	59	13
61302-KSP-B00ZC	H9	89	4	83551-300-000	G5	69	27	88220-KSP-B50	F3	51	17	90121-KSP-900	G16	80	10
61302-KSP-B00ZG	H9	89	4		G7	71	9					90123-KSP-871	F11	59	14
61303-KSP-B00ZA	H9	89	5		G8	72	6	89000				90131-KRM-840	D13	42	9
61303-KSP-B00ZB	H9	89	5	83555-KSP-B00	G8	72	7					90145-GAZ-981	F5	53	20
61303-KSP-B00ZC	H9	89	5	83600-KSP-C20ZA	G8	72	8	89011-KSP-861	H11	91	1		F6	54	15
61303-KSP-B00ZG	H9	89	5	83600-KSP-C20ZB	G8	72	8	89102-KTE-910	H11	91	2		F15	63	18
61305-KSP-B00ZA	H9	89	6	83600-KSP-C20ZC	G8	72	8	89216-KTE-910	H11	91	3	90151-KSP-900	H1	81	3
61312-KCT-690	H9	89	7	83600-KSP-E40ZA	G8	72	8	89225-KPL-900	H11	91	4	90155-KSP-900	F12	60	13
61312-KSP-C20	H9	89	8					89233-KSP-900	H11	91	5		F13	61	15
				86000								90164-KPL-900	F7	55	13
77000								90000				90201-KRM-840	D10	39	4
				86150-KPG-901	F7	55	11					90201-MW3-620	F3	51	20
77110-KSP-911	G6	70	2	86150-KWS-601	F7	55	11	90002-KRM-840	D2	31	11	90202-KRM-840	D7	36	12
77156-KSP-B00	G6	70	3	86171-KSP-B60ZA	H14	94	1	90003-KFG-000	D1	30	6	90206-250-000	D3	32	13
77200-KSP-B01ZA	G6	70	4	86172-KSP-B60ZA	H14	94	2	90003-KVS-900	E1	46	14	90231-KRM-840	D8	37	12
77204-KCC-900	G6	70	5	86501-KSP-B60ZA	H14	94	3	90005-KY7-000	D4	33	8	90302-KBP-900	G16	80	11
77204-KYA-600	G6	70	6	86502-KSP-B60ZA	H14	94	4	90008-KRM-840	D7	36	11	90303-KCC-841	F5	53	21
77206-KFN-850	G6	70	7	86503-KSP-B60ZA	H14	94	5	90012-KK3-830	D3	32	12	90304-KSP-900	F7	55	14
77209-KAG-900	H4	84	10	86504-KSP-B60ZA	H14	94	6	90019-399-010	H8	88	7	90304-KST-942	G2	66	14
77210-KSP-B00	G7	71	2	86801-KSP-B00ZA	H13	93	1	90022-KRM-840	E1	46	15	90304-KTE-911	G2	66	14
77220-KSP-B00	G7	71	3		H14	94	7	90031-KSP-910	D13	42	8		G15	79	5
77220-KY6-010	G6	70	8	86831-KSP-C20ZA	H13	93	2	90035-KRM-840	D2	31	12		H1	81	4
77230-KSP-B00	G7	71	4		H14	94	8	90071-MB0-000	D12	41	7	90305-KSP-900	G12	76	11
77235-KSP-B00	G7	71	5	86831-KSP-C20ZB	H13	93	2	90083-KRM-840	D4	33	9	90305-KVN-901	G2	66	15
77240-KSP-B00ZA	G7	71	6	86831-KSP-C20ZC	H13	93	2	90084-041-000	D15	44	17		G16	80	12
77240-KSP-B00ZB	G7	71	6		H14	94	8	90084-MN8-010	D9	38	5	90305-KVN-902	G2	66	15
77240-KSP-B00ZC	G7	71	6	86831-KSP-E40ZA	H14	94	8	90085-KSP-901	D11	40	6		G16	80	12
77240-KSP-B00ZF	G7	71	6	86832-KSP-B60ZA	H14	94	9	90087-KSP-860	D9	38	6	90306-KRM-840	D2	31	14
77250-KSP-B00ZA	G7	71	7	86833-KSP-B60ZA	H14	94	10	90091-KRM-840	D2	31	13	90306-KST-942	F14	62	13
77250-KSP-B00ZB	G7	71	7					90101-GEO-000	G7	71	10	90306-KTE-911	F14	62	13
77250-KSP-B00ZC	G7	71	7	87000					G8	72	9	90309-KTE-911	F7	55	15
77250-KSP-B00ZE	G7	71	7						H9	89	10	90311-KTE-910	H2	82	7
				87150-KSP-B00ZA	H13	93	3	90101-GJ6-000	F1	49	6	90320-GC3-000	G7	71	11
80000					H14	94	11	90101-MCV-000	F2	50	9		H2	82	8
80100-KSP-B00ZA	H2	82	3	87505-KSP-B00	H12	92	1	90102-GB2-720	H9	89	11	90324-KCJ-660	G5	69	31
80102-KSP-B00	H2	82	4	87505-KSP-B50	H12	92	7	90102-KGH-900	F15	63	17	90401-KRM-840	D7	36	13
80103-KSP-B00	H2	82	5	87505-KSP-C20	H12	92	1	90103-KTE-920	F3	51	18	90404-KPT-A00	D2	31	15
80202-KVE-900	H4	84	11	87507-MBB-D60	H12	92	2	90104-KT2-000	G5	69	28	90417-KRM-840	E1	46	16
80203-KVE-900	H4	84	12	87507-MFJ-M00	H12	92	2	90105-KSP-870	F14	62	12	90417-KSP-900	G11	75	11
				87508-MEL-640	H12	92	3		G2	66	13		H6	86	17
81000				87508-MEL-660	H12	92	3	90105-KVN-900	G5	69	29		H6	86	17
				87509-KWP-900	H12	92	4		G8	72	10	90432-KPT-A00	D8	37	13
81202-KWF-900	G6	70	9	87509-KWS-840	H12	92	4		H9	89	12	90441-KRM-840	D13	42	10
				87516-KSP-861	H1	81	2	90106-GHR-J20	D8	37	11	90453-KVS-900	D15	44	18
83000				87517-KWS-840	H12	92	5	90106-MCE-000	G12	76	10	90454-KPS-900	D15	44	19
				87521-KSP-B00	H13	93	4	90107-GN1-010	G15	79	4	90456-KRM-840	D15	44	20
					H14	94	12	90107-GZ4-670	G6	70	10	90457-KRM-840	E1	46	17
83500-KSP-C20ZA	G8	72	2	87522-KSP-B00	H13	93	5	90111-162-000	G9	73	17	90458-KVS-900	D15	44	21
83500-KSP-C20ZB	G8	72	2		H14	94	13		H3	83	10	90463-KRM-840	D1	30	7



PART NO. INDEX

14

Part Number	Address	Page	Ref.	Part Number	Address	Page	Ref.	Part Number	Address	Page	Ref.	Part Number	Address	Page	Ref.
91305-KRM-840	D9	38	9	94050-06000	F4	52	25	95701-06030-00	G11	75	20				
91306-KRM-840	D4	33	10		F6	54	20	95701-06035-00	D8	37	17				
91307-KRM-840	D6	35	9		G5	69	34	95701-06040-00	D13	42	16				
91309-425-003	D12	41	8		G11	75	15	95701-06045-00	D13	42	17				
91309-MJO-003	G11	75	14		H4	84	17	95701-06070-00	D13	42	18				
91320-MBO-000	D12	41	9	94050-06080	F16	64	24	95701-08020-00	G6	70	12				
91352-KSP-900	G3	67	18	94050-08000	H8	88	8		G14	78	16				
91356-KAG-901	F11	59	18	94050-10000	G12	76	12	95701-08025-08	G5	69	40				
91406-KFN-850	G9	73	20		H3	83	13	95701-08035-07	F9	57	8				
91551-PNA-003	H6	86	18		H8	88	9	95701-08040-00	F8	56	19				
				94101-04700	E3	48	30	95701-10025-00	G14	78	17				
92000				94102-08000	G14	78	14	95801-06105-00	D2	31	20				
				94103-10000	G12	76	13	95801-08085-00	H8	88	11				
92101-06012-0G	G14	78	13	94109-12000	D13	42	14	95801-10055-00	G12	76	14				
92101-06014-0A	H6	86	19	94201-20150	F16	64	25								
92301-06012-0A	H5	85	15		G14	78	15	96000							
92915-10025-0E	G3	67	19	94201-30300	G13	77	8								
					G15	79	7	96001-06012-00	D1	30	10				
93000				94251-08000	D8	37	16		F5	53	24				
				94302-06100	D2	31	17		F6	54	21				
93500-04008-1H	E2	47	25	94303-06100	D2	31	17		F14	62	17				
93500-04012-0H	E3	48	26	94305-30102	D6	35	10	96001-06016-00	D10	39	6				
93500-04016-0G	G9	73	21	94510-14000	E1	46	18	96001-06018-00	D13	42	19				
93500-04025-0G	E3	48	27	94591-47000	H2	82	12	96001-06020-00	D13	42	20				
93500-05012-1H	E3	48	28	94601-14000	D14	43	10		G13	77	9				
93600-04012-1G	F6	54	18						H7	87	22				
93600-04045-1G	F15	63	21	95000				96001-06022-00	D4	33	12				
93700-05012-0A	D8	37	15						D10	39	7				
93892-05012-18	E3	48	29	95002-02070	G11	75	16		F10	58	5				
93892-05020-07	F3	51	21	95002-02080	G5	69	35	96001-06022-07	F4	52	26				
93892-05025-07	F4	52	22	95002-02089	E3	48	31		F6	54	22				
93892-05035-07	F4	52	23	95002-02100	G5	69	36	96001-06030-00	D6	35	11				
93892-05045-07	F4	52	24	95002-02120	G5	69	37		D9	38	10				
93893-04012-17	F6	54	19	95002-02130	G5	69	38	96001-06032-00	F10	58	6				
	F15	63	22	95002-70000	G9	73	25	96001-06035-00	D9	38	11				
93893-05016-00	G9	73	22	95005-45480-50	E3	48	32	96001-06040-00	D6	35	12				
93901-24480	H4	84	14	95005-80055-20	G11	75	17	96001-06045-00	D9	38	12				
93901-24580	H4	84	15	95014-71702	G15	79	8	96100-60030-00	D7	36	15				
93901-34120	D8	37	11	95014-72102	G15	79	9	96150-60040-10	G3	67	20				
93903-24380	G5	69	33	95015-54000	F16	64	26	96150-63010-10	F14	62	14				
	G7	71	12	95018-54250	G10	74	26	96150-63020-10	G3	67	21				
	G8	72	11	95701-06012-00	G6	70	11	96220-30085	E1	46	19				
	H9	89	14		H5	85	16	96600-08020-00	F8	56	20				
93903-24480	H2	82	9		H6	86	20								
93903-25210	F8	56	18		H10	90	16	98000							
	G9	73	23	95701-06012-07	G5	69	39								
93903-25220	H2	82	10		G11	75	18	98200-31000	H7	87	23				
	H9	89	15		H8	88	10	98200-31500	H7	87	24				
93903-25480	G9	73	24	95701-06012-08	G7	71	13	98200-32000	H5	85	17				
93903-34310	H3	83	11	95701-06014-00	D2	31	19								
93903-34380	H3	83	12	95701-06016-00	D4	33	11	99000							
					D13	42	15								
94000					G11	75	19	99005-02000	H11	91	6				
				95701-06020-00	G7	71	14	99008-01600	H11	91	7				
94001-06000-0S	F2	50	11		H2	82	13	99101-MAZ-1150	E3	48	33				
	G16	80	15	95701-06020-07	H10	90	17								
94002-08000-0S	F15	63	23	95701-06020-08	H7	87	21								
94050-05000	H2	82	11	95701-06022-00	D12	41	10								
	H4	84	16	95701-06022-08	F16	64	27								

PART NAME INDEX

J 1

Part name	Address	Page	Ref.	Part name	Address	Page	Ref.	Part name	Address	Page	Ref.	
[A]												
ADJUSTER COMP., CHAIN	G16	80	3	BOLT, FLANGE, 6X10	F15	63	17	BOLT, HEX., 6X14	H6	86	19	
ARM COMP., VALVE ROCKER	D3	32	3	BOLT, FLANGE, 6X105	D2	31	20	BOLT, HEX., 6X20	E1	46	14	
AXLE, FR. WHEEL	F14	62	2	BOLT, FLANGE, 6X12	D1	30	10	BOLT, KNOCK, 5MM	D4	33	9	
AXLE, RR. WHEEL	G2	66	3		F5	53	24	BOLT, L. CRANKCASE COVER	D1	30	6	
					F6	54	21	BOLT, L. HANDLE LEVER PIVOT	F3	51	19	
					F14	62	17	BOLT, OIL, 10X22	F5	53	20	
					G5	69	39		F6	54	15	
					G6	70	11		F15	63	18	
					G7	71	13	BOLT, PIN	F13	61	8	
					G11	75	18	BOLT, RECESSED, 6X12	H5	85	15	
					H5	85	16	BOLT, SETTING	D12	41	4	
					H6	86	20	BOLT, SOCKET, 4X21	G5	69	30	
					H8	88	10	BOLT, SOCKET, 5X9	H5	85	13	
					H10	90	16	BOLT, SOCKET, 6MM	D11	40	6	
					D2	31	19	BOLT, SOCKET, 8MM	F11	59	13	
					D4	33	11	BOLT, SOCKET, 8X20	F8	56	20	
					D10	39	6	BOLT, SPECIAL, 6X22	G5	69	29	
					D13	42	15		G8	72	10	
					G11	75	19		H9	89	12	
					D13	42	19	BOLT, STUD, 10X25	G3	67	19	
					D13	42	20	BOLT, STUD, 8X22	D2	31	12	
					G7	71	14	BOLT, SWINGARM PIVOT	G16	80	10	
					G13	77	9	BOOT B	F13	61	10	
					H2	82	13		G1	65	13	
					H7	87	21	BOOT COMP.	F5	53	5	
					H10	90	17		F6	54	5	
					D4	33	12		F15	63	5	
					D10	39	7	BOOT, B	F12	60	7	
					D12	41	10	BOOT, HEADLIGHT STAY	H9	89	7	
					F4	52	26	BOOT, L. HANDLE COVER	F3	51	14	
					F6	54	22	BOOT, PIN BUSH	F12	60	6	
					F10	58	5		F13	61	9	
					F16	64	27		G1	65	12	
					D7	36	11	BRACKET SUB ASSY., FR. CALIPER	F12	60	10	
					F5	53	17	BRACKET SUB ASSY., RR.	G1	65	6	
					D6	35	11	BRACKET SUB ASSY., R. FR.	F13	61	14	
					D9	38	10	BRACKET, HANDLE LEVER	F3	51	12	
					G11	75	20	BRIDGE, FORK TOP	F7	55	10	
					F10	58	6	BULB	F2	50	2	
					D8	37	17	BULB, HEADLIGHT	F1	49	4	
					D9	38	11	BULB, TAIL & STOP LIGHT	H4	84	9	
					D6	35	12	BULB, WEDGE BASE	H4	84	1	
					D13	42	16	BULB, WINKER LIGHT	H3	83	8	
					D9	38	12	BUSH, 17X20.5X8.0	D15	44	4	
					D13	42	17	BUSH, 20X23X10.8	D15	44	7	
					D13	42	18	[C]				
					G6	70	12	CABLE COMP., CHOKE	F3	51	2	
					G14	78	16	CABLE COMP., CLUTCH	F3	51	3	
					F12	60	13	CABLE COMP., THROTTLE	F3	51	1	
					F13	61	15	CABLE, BATTERY EARTH	H5	85	7	
					G5	69	40	CABLE, SEAT LOCK	G6	70	3	
					F9	57	8	CABLE, STARTER MAGNETIC				
					F7	55	12		BATTERY	H5	85	2
					F8	56	19	CABLE, STARTER MOTOR	H5	85	4	
					H8	88	11	CALIPER SUB ASSY., RR.	G1	65	5	
					F5	53	19	CALIPER SUB ASSY., R. FR.	F12	60	9	
					F6	54	14		F13	61	13	
					G14	78	13					

PART NAME INDEX

J 2

Part name	Address	Page	Ref.	Part name	Address	Page	Ref.	Part name	Address	Page	Ref.
CAMSHAFT COMP.	D3	32	2	CLIP, TUBE	G9	73	19	COVER, TOOL BOX	H2	82	4
CAP	F2	50	4					COWL, FR. CENTER	H9	89	3
CAP ASSY., NOISE SUPPRESSOR ..	H6	86	4		G11	75	16	COWL, L. FR. SIDE	H9	89	5
CAP COMP., FUEL FILLER	G4	68	16		H5	85	14	COWL, L. RR.	G7	71	3
CAP, 14MM	D9	38	5	CLIP, VALVE GUIDE	D2	31	6	COWL, RR. CENTER	G7	71	4
CAP, 32MM	D9	38	6	CLUTCH ASSY., ONE WAY	D11	40	2	COWL, R. FR. SIDE	H9	89	4
CAP, BLEEDER	F12	60	12	COCK ASSY., FUEL	G4	68	2	COWL, R. RR.	G7	71	2
	F13	61	4	COIL ASSY., IGNITION	H6	86	3	CRANKCASE COMP., L.	D13	42	3
	G1	65	9	COLLAR A, FR. FENDER	F10	58	3	CRANKCASE COMP., R.	D13	42	1
CAP, CHANGE SWITCH CONTACT ...	E1	46	12	COLLAR, 10MM	D1	30	5	CRANKSHAFT COMP.	D14	43	1
CAP, LOCK NUT	F3	51	15	COLLAR, 20MM	D15	44	6	CUP COMP., OIL	F15	63	7
	F4	52	27	COLLAR, 6.5X11X3	G14	78	4	CUP SET, FUEL STRAINER	G4	68	4
CAP, MASTER CYLINDER	F5	53	7	COLLAR, CARRIER	G6	70	9	CUSHION ASSY., RR.	H1	81	1
	F6	54	8	COLLAR, CUSHION RUBBER	G11	75	12	CUSHION, C.D.I. UNIT	H6	86	1
	F15	63	9	COLLAR, FR. AXLE DISTANCE	F14	62	4	CUSHION, FR. FUEL TANK	G4	68	14
CAP, OIL FILTER ROTOR	D8	37	7	COLLAR, FR. WHEEL SIDE	F14	62	3	CUSHION, FUEL TANK RR.	G4	68	15
CAP, SWINGARM END	G16	80	4	COLLAR, FUEL TANK MOUNTING ...	G5	69	31	CYLINDER COMP.	D5	34	1
CARBURETOR ASSY.	E2	47	12	COLLAR, HORN SETTING	H6	86	11	CYLINDER SET, MASTER	F5	53	15
CASE ASSY., UNDER	F2	50	8	COLLAR, LICENSE LIGHT	H4	84	11		F6	54	12
CASE ASSY., UPPER	F2	50	7	COLLAR, MUFFLER MOUNTING	G12	76	8	CYLINDER SUB ASSY., FR. BRAKE			
CASE COMP., L. FR. BOTTOM	F11	59	12	COLLAR, RADIATOR MOUNTING	G4	68	18	MASTER	F5	53	6
CASE COMP., R. FR. BOTTOM	F11	59	6		G7	71	1		F6	54	6
CASE SUB ASSY., AIR CLEANER ..	G9	73	8		G8	72	1	CYLINDER SUB ASSY., RR. MASTER	F15	63	6
CASE, BATTERY	H5	85	10		H2	82	1	C.D.I. UNIT	H6	86	2
CASE, DRIVE CHAIN	G16	80	1		H9	89	1				
CENTER, CLUTCH	D7	36	3	COLLAR, RR. AXLE DISTANCE	G2	66	8				
CHAIN, CAM	D4	33	2	COLLAR, RR. BRAKE SIDE	G2	66	6	[D]			
CHAIN, DRIVE	G16	80	2	COLLAR, RR. WHEEL SIDE	G2	66	5	DAMPER SET, WHEEL	G2	66	1
CHAMBER SET, FLOAT	E2	47	4	COLLAR, R. CRANKSHAFT	D14	43	5	DIAPHRAGM	F5	53	11
CIRCLIP	F5	53	23	COLLAR, STARTER REDUCTION	D11	40	5		F6	54	10
	F6	54	17	COLLAR, SWINGARM PIVOT	G16	80	5		F15	63	13
	F15	63	15	COLLAR, WINKER STAY	G12	76	9	DISK, CLUTCH FRICTION	D7	36	4
CIRCLIP, EXTERNAL, 14MM	E1	46	18	CONNECTOR, MASTER CYLINDER	F15	63	4				
CIRCLIP, EXTERNAL, 17MM	D15	44	22	COTTER, VALVE	D3	32	11	DISK, FR. BRAKE	F14	62	11
CLAMPER A, FR. BRAKE HOSE	F5	53	4	COUNTERSHAFT COMP.	D15	44	2	DISK, RR. BRAKE	G2	66	12
	F6	54	4	COVER A, MUFFLER	G12	76	4	DOWEL PIN, 10X12	D2	31	16
CLAMPER A, SPEEDOMETER CORD ..	F14	62	9	COVER B, L. SIDE	G8	72	7		D5	34	3
CLAMPER B, RR. BRAKE HOSE	F15	63	2	COVER B, METER	H9	89	6	DOWEL PIN, 6X10	D2	31	17
CLAMPER B, SPEEDOMETER CORD ..	F14	62	10	COVER B, MUFFLER	G12	76	5	DOWEL PIN, 8X14	D1	30	9
CLAMPER, A.C. GENERATOR CORD .	D10	39	3	COVER B, R. SIDE	G8	72	5		D6	35	7
CLAMPER, RR. BRAKE HOSE	F5	53	2	COVER COMP.	H4	84	7		D8	37	14
	F6	54	2	COVER COMP., CYLINDER HEAD	D1	30	1		D9	38	7
	F15	63	1	COVER COMP., L. RR.	D9	38	2		D13	42	11
CLAMP, MASTER CYLINDER OIL				COVER COMP., R. CRANKCASE	D6	35	1	DRIVER, SCREW	H11	91	2
HOSE	F15	63	10	COVER SET A, L. SIDE	G8	72	8	DRUM, GEARSHIFT	E1	46	5
CLAMP, TUBE	G9	73	20	COVER SET A, METER	H9	89	2	DUCT, AIR CLEANER	G9	73	6
CLIP, 4X70	H2	82	12	COVER SET A, R. SIDE	G8	72	2	DUST SEAL, 20X26X4.5	G16	80	14
CLIP, BREATHER TUBE	G11	75	1	COVER SET, L. SIDE	G8	72	8	DUST SEAL, 21X37X7	F14	62	15
				COVER SET, R. SIDE	G8	72	2	DUST SEAL, 31X40.5X7.1	G16	80	6
CLIP, HANGER PIN	F12	60	3	COVER SUB ASSY., AIR CLEANER ..	G9	73	13	DUST SEAL, 40X50X5	F14	62	16
CLIP, HEADLIGHT	F1	49	5	COVER, AIR CLEANER DUCT	G9	73	11	DUST SEAL, STEERING HEAD	F9	57	5
CLIP, HOSE	G11	75	13	COVER, BATTERY TERMINAL	H5	85	6				
CLIP, PISTON PIN, 14MM	D14	43	10	COVER, COMBINATION SWITCH	F7	55	4	[E]			
CLIP, TUBE	E3	48	31	COVER, L. CRANKCASE	D9	38	1	ELEMENT COMP., AIR CLEANER	G9	73	3
	G5	69	35	COVER, RUBBER	F1	49	1	EMBLEM, L. SHROUD	H13	93	5
				COVER, STARTER MAGNETIC					H14	94	13
				TERMINAL	H5	85	3	EMBLEM, PRODUCT	F7	55	11
				COVER, STARTER MOTOR TERMINAL .	H5	85	5	EMBLEM, R. SHROUD	H13	93	4
	G9	73	18	COVER, THROTTLE CABLE	E2	47	17				

PART NAME INDEX

J 3

Part name	Address	Page	Ref.	Part name	Address	Page	Ref.	Part name	Address	Page	Ref.	
EMBLEM, R. SHROUD	H14	94	12	GUIDE, CAM CHAIN	D4	33	7	LABEL, TIRE	H12	92	1	
END, STEERING HANDLE	F3	51	9	GUIDE, CLUTCH OUTER	D7	36	2	LABEL, TIRE & DRIVE CHAIN	H12	92	7	
[F]				GUIDE, DRAIN HOSE	H8	88	3	LENS, L. WINKER	H3	83	5	
FENDER SET, RR.	H2	82	3	GUIDE, DRIVE CHAIN	D9	38	3	LENS, R. WINKER	H3	83	2	
FENDER, FR.	F10	58	1	GUIDE, IN. VALVE	D2	31	3	LENS, TAILLIGHT	H4	84	4	
FILM, TANK PROTECTOR	G4	68	8	GUIDE, MAIN HARNESS	H8	88	6	LEVER COMP., CLUTCH	D6	35	4	
FILTER, CUP	G4	68	6	GUIDE, VALVE	D2	31	2	LEVER COMP., L. HANDLE	F3	51	13	
FLANGE SUB ASSY., FINAL DRIVEN	G2	66	7	[H]				LEVER, R. STEERING HANDLE	F5	53	16	
FLOAT SET	E2	47	3	HARNESS, WIRE	H6	86	8		F6	54	13	
FLYWHEEL COMP.	D10	39	1	HEADLIGHT UNIT	F1	49	2	LIFTER ASSY., TENSIONER	D4	33	5	
FORK ASSY., L. FR.	F11	59	11	HEAD COMP., CYLINDER	D2	31	1	LIGHT ASSY., LICENSE	H4	84	6	
FORK ASSY., R. FR.	F11	59	1	HOLDER COMP., CAMSHAFT	D2	31	4	LOCK ASSY., SEAT	G6	70	2	
FORK, CENTER GEARSHIFT	E1	46	2	HOLDER SUB ASSY., AIR CLEANER	G9	73	12	[M]				
FORK, GEARSHIFT	E1	46	1	HOLDER, BRUSH	D12	41	5	MAINSHAFT COMP.	D15	44	1	
FUEL UNIT	G4	68	19	HOLDER, HANDLE UNDER	F7	55	8	MARK A, SIDE COVER	H13	93	2	
FUSE, BLADE	H5	85	17	HOLDER, HANDLE UPPER	F7	55	7		H14	94	8	
	H7	87	23	HOLDER, L. STEP	G14	78	7	MARK, HONDA	H13	93	1	
			24	HOLDER, MASTER CYLINDER	F3	51	8		H14	94	7	
[G]					F5	53	8					
GARNISH, L. RR.	G7	71	7		F6	54	9	MARK, SIDE COVER A	H14	94	8	
GARNISH, R. RR.	G7	71	6	HOLDER, NEEDLE JET	E2	47	20	MAT, AIR CLEANER	G9	73	10	
GASKET B, HEAD COVER	D1	30	3	HOLDER, R. STEP	G14	78	6	METER COMP., COMBINATION	F2	50	5	
GASKET C, HEAD COVER	D1	30	4	HOOK, SEAT CATCH	G6	70	8	MIRROR COMP., L.	F3	51	17	
GASKET SET	E2	47	1	HORN COMP.	H6	86	10	MIRROR COMP., R.	F3	51	16	
GASKET, BYSTARTER	E2	47	23	HOSE COMP., FR. BRAKE	F5	53	3	MOTOR ASSY., STARTING	D12	41	1	
GASKET, CYLINDER	D5	34	2	HOSE COMP., RR. BRAKE	F15	63	3	MUFFLER COMP., EX.	G12	76	3	
GASKET, CYLINDER HEAD	D2	31	7	HOSE COMP., RR. MASTER				[N]				
GASKET, EX. PIPE	G12	76	1		CYLINDER	F15	63	8	NEEDLE SET, JET	E2	47	2
GASKET, FLOAT CHAMBER	E2	47	19	[I]				NUT	F5	53	21	
GASKET, HEAD COVER	D1	30	2	INSULATOR COMP., CARBURETOR ...	D2	31	8	NUT-WASHER, 6MM	D12	41	7	
GASKET, L. COVER	D9	38	4	[J]				NUT, CYLINDER HEAD	D2	31	14	
GASKET, OIL FILTER CAP	D8	37	10	JET, MAIN, #115	E3	48	33	NUT, EXHAUST PIPE, 8MM	G12	76	11	
GASKET, R. CRANKCASE COVER ...	D6	35	2	JET, SLOW, #35	E2	47	22	NUT, FLANGE SPECIAL, 10MM	G2	66	14	
GASKET, TENSIONER LIFTER	D4	33	6	JOINT, BRAKE ROD	F15	63	16		G15	79	5	
GAUGE, OIL LEVEL	D6	35	3	JOINT, TUBE	G4	68	10		H1	81	4	
GEAR COMP., OIL PUMP DRIVE ...	D8	37	2	[K]				NUT, FLANGE SPECIAL, 12MM	F14	62	13	
GEAR COMP., STARTER DRIVEN ...	D11	40	1	KEY SET	F7	55	1	NUT, FLANGE SPECIAL, 8MM	F7	55	15	
GEAR, COUNTERSHAFT FIFTH	D15	44	14	KEY, BLANK	F7	55	5	NUT, FLANGE, 10MM	G2	66	14	
GEAR, COUNTERSHAFT FOURTH	D15	44	12	KEY, WOODRUFF, 4MM	D14	43	7		G12	76	12	
GEAR, COUNTERSHAFT LOW	D15	44	3	[L]					H3	83	13	
GEAR, COUNTERSHAFT SECOND	D15	44	8	LABEL, AIR CLEANER ELEMENT					H8	88	9	
GEAR, COUNTERSHAFT THIRD	D15	44	10					NUT, FLANGE, 12MM	F14	62	13	
GEAR, MAINSHAFT FIFTH	D15	44	13	LABEL, AIR INTAKE CAUTION	H12	92	4	NUT, FLANGE, 14MM	D10	39	4	
GEAR, MAINSHAFT FOURTH	D15	44	11						G2	66	15	
GEAR, MAINSHAFT SECOND	D15	44	5						G16	80	12	
GEAR, MAINSHAFT THIRD	D15	44	9	LABEL, AIR CLEANER ELEMENT				NUT, FLANGE, 5MM	H2	82	11	
GEAR, PRIMARY DRIVE	D14	43	6						H4	84	16	
GEAR, STARTER DRIVEN	D11	40	1	LABEL, AIR INTAKE CAUTION	H12	92	5	NUT, FLANGE, 6MM	F4	52	25	
GEAR, STARTER REDUCTION	D11	40	3	LABEL, CHAIN ADJUSTER	H12	92	3		F6	54	20	
GRIP COMP., THROTTLE	F3	51	10	LABEL, DRIVE	H12	92	6		F16	64	24	
GRIP, L. HANDLE	F3	51	11	LABEL, DRIVE CHAIN	H12	92	2		G5	69	34	
GRIP, RR.	G6	70	1	LABEL, DRIVE CHAIN	H12	92	2		G11	75	15	
GROMMET, AIR CLEANER CASE	G5	69	27	LABEL, RR. DAMPER	H1	81	2	NUT, FLANGE, 8MM	H8	88	8	
	G7	71	9									
	G8	72	6									



PART NAME INDEX

J 4

Part name	Address	Page	Ref.	Part name	Address	Page	Ref.	Part name	Address	Page	Ref.
NUT, HEX., 10MM	F3	51	20	PIN, SPLIT, 2.0X15	G14	78	15	RING, OIL SEAL STOPPER	F11	59	16
NUT, HEX., 6MM	F2	50	11	PIN, SPLIT, 3.0X30	G13	77	8	RING, PISTON	F11	59	8
	G16	80	15		G15	79	7	RING, STOPPER	F13	61	7
NUT, HEX., 8MM	F15	63	23	PIN, SPRING, 3X10	D6	35	10		G1	65	11
NUT, LOCK, 14MM	D8	37	12	PIN, STEP BAR JOINT	G14	78	2	ROD COMP., PUSH	F15	63	12
NUT, RR. FENDER	H2	82	7	PIPE COMP., AIR FEED	G11	75	9	ROD, CLUTCH LIFTER	D7	36	9
NUT, SPECIAL	F1	49	3	PIPE COMP., FR. FORK	F11	59	3	ROD, PUSH	F5	53	13
NUT, SPECIAL FLANGE, 14MM	D7	36	12	PIPE, SEAT	F11	59	9	ROLLER, 3X8.5	E1	46	19
NUT, SPECIAL, 6MM	G16	80	11	PIPE, STEERING HANDLE	F7	55	6	ROTOR, OIL FILTER	D8	37	6
NUT, SPRING, 5MM	G7	71	11	PISTON	D14	43	3	ROTOR, OIL PUMP INNER	D8	37	3
	H2	82	8		F12	60	4	ROTOR, OIL PUMP OUTER	D8	37	4
	H9	89	13		F13	61	5	RUBBER A, SEAT SETTING	G6	70	5
NUT, STEERING STEM	F7	55	14		G1	65	3				
NUT, TAPPET ADJUSTING	D3	32	13	PISTON COMP., VACUUM	E2	47	14	RUBBER, CHANGE PEDAL	G13	77	2
				PISTON SET, MASTER CYLINDER ...	F15	63	11	RUBBER, CUSHION	G11	75	5
[O]				PIVOT, SHIFT DRUM STOPPER ARM ..	E1	46	15	RUBBER, FR. FENDER MOUNTING ...	F10	58	4
				PLATE A2, FIXING	D15	44	16	RUBBER, HANDLE CUSHION	F7	55	9
OIL SEAL, 12X18X4	D6	35	8	PLATE COMP., GEARSHIFT DRUM				RUBBER, LICENSE LIGHT	H4	84	12
OIL SEAL, 14X22X5	D13	42	12					RUBBER, MAIN STEP	G14	78	8
OIL SEAL, 20X34X7	D16	45	28	STOPPER	E1	46	6				
OIL SEAL, 28X42X7	G3	67	17	PLATE SET, VALVE	E2	47	7	RUBBER, METER SETTING	F2	50	6
O-RING	D12	41	9	PLATE, BEARING HOLDER	D13	42	10	RUBBER, MOUNTING	D1	30	8
	E2	47	10	PLATE, BEARING PUSH	D13	42	6	RUBBER, MUFFLER MOUNTING	G12	76	7
	F11	59	18	PLATE, CLUTCH	D7	36	6	RUBBER, PROTECTOR MOUNTING	G12	76	6
	G4	68	5	PLATE, CLUTCH LIFTER	D7	36	8	RUBBER, PROTECTOR PACKING	G12	76	2
O-RING, 13.8X2.5	D9	38	8	PLATE, CLUTCH PRESSURE	D7	36	7	RUBBER, SEAT CUSHION	G6	70	7
O-RING, 14.8X2.4	F15	63	20	PLATE, DIAPHRAGM	F5	53	12	RUBBER, SEAT STAY MOUNTING ...	H4	84	10
O-RING, 18X3	D6	35	9		F6	54	11	RUBBER, SHOCK	H5	85	9
O-RING, 19.4X2.3	D13	42	13	PLATE, FR. ENGINE HANGER	H8	88	4	RUBBER, SHROUD MOUNTING	G4	68	11
O-RING, 1.5X9.5	D4	33	10	PLATE, L. BEARING SETTING	D13	42	2	RUBBER, SIDE COVER	G5	69	25
O-RING, 24.4X3.1	D12	41	8	PLATE, PILLION STEP SIDE	G14	78	11				
O-RING, 31.7X2.4	D9	38	9	PLATE, STEP LOWER	G14	78	5				
O-RING, 33.5X3.0	D2	31	18	PLATE, STOPPER	D2	31	5				
O-RING, 39.5X5	G5	69	32	PLATE, TENSIONER SETTING	D4	33	4				
O-RING, 51X2	G3	67	18	PLUG, BEARING PUSH	D13	42	4	RUBBER, SPARE FUSE SETTING	H6	86	12
O-RING, 9.8X2.8	G11	75	14	PLUG, PIN	G1	65	14	RUBBER, STAND STOPPER	H8	88	5
OUTER COMP., CLUTCH	D7	36	1	PLUG, SPARK	D2	31	10	RUBBER, STIFFENER	H8	88	2
				PROTECTOR	F6	54	7	RUBBER, TAILLIGHT BRACKET	H6	86	9
[P]				PUMP ASSY., OIL	D8	37	1				
PACKING	H4	84	3	[R]				[S]			
PACKING, FUEL STRAINER CUP ...	G4	68	1	RACE, STEERING BOTTOM CONE	F9	57	4	SCREEN SET, FUEL STRAINER	G4	68	3
PACKING, LENS	H4	84	8	RACE, STEERING TOP BALL	F9	57	2	SCREEN, OIL FILTER	D8	37	5
PAD SET, FR.	F12	60	2	RACE, STEERING TOP CONE	F9	57	3	SCREW-WASHER, 4X12	F6	54	19
	F13	61	2	RECEIVER, CLUTCH CABLE	D6	35	6		F15	63	22
PAD SET, RR.	G1	65	1	RECTIFIER ASSY., SILICON	H6	86	7	SCREW-WASHER, 5X12	E3	48	29
PEDAL COMP., BRAKE	G13	77	5	RECTIFIER COMP., REGULATOR	H6	86	5	SCREW-WASHER, 5X16	G9	73	22
PEDAL, GEAR CHANGE	G13	77	1	REFLECTOR, REFLEX	H2	82	2	SCREW-WASHER, 5X20	F3	51	21
PIECE, OIL LOCK	F11	59	7	RELAY COMP., POWER	H6	86	15	SCREW-WASHER, 5X25	F4	52	22
PIN B, DOWEL, 6X10	D2	31	17	RELAY COMP., WINKER	H6	86	13	SCREW-WASHER, 5X35	F4	52	23
PIN COMP., HANGER	F12	60	8	RESONATOR	G9	73	14	SCREW-WASHER, 5X45	F4	52	24
PIN D, JOINT	F16	64	26	RESONATOR, AIR SUCTION VALVE ..	G11	75	3	SCREW-WASHER, TORX	E2	47	11
PIN, HANGER	F13	61	11	RETAINER	G1	65	4	SCREW SET A	E2	47	5
	G1	65	7	RETAINER, GEAR BOX	F14	62	6	SCREW SET B	E2	47	6
PIN, LOCK, 8MM	D8	37	16	RETAINER, VALVE SPRING	D3	32	9	SCREW, BLEEDER	F12	60	11
PIN, MAIN STEP BAR JOINT	G14	78	1	RING	D12	41	6		F13	61	3
PIN, PISTON	D14	43	4	RING SET, PISTON	D14	43	2		G1	65	8
PIN, SHIFT RETURN SPRING	E1	46	11	RING, BACK UP	F11	59	4		F5	53	10
PIN, SPLIT, 2.0X15	F16	64	25								

5

PART NAME INDEX

J 5

Part name	Address	Page	Ref.	Part name	Address	Page	Ref.	Part name	Address	Page	Ref.
SCREW, FLAT, 4X12	F6	54	18	SHROUD, R. INNER	G5	69	21	SWITCH ASSY., COMBINATION & LOCK	F7	55	2
SCREW, FLAT, 4X45	F15	63	21	SLEEVE, RR. WHEEL	G2	66	4	SWITCH ASSY., FR. STOP	F5	53	1
SCREW, HINGE PATCH	G7	71	10	SLIDER, CHAIN	G16	80	7		F6	54	1
	G8	72	9	SOCKET ASSY., BULB	F2	50	1	SWITCH ASSY., LIGHTING & STARTER	F3	51	5
	H9	89	10	SPANNER, 10X12	H11	91	4	SWITCH ASSY., RR. STOP	G13	77	3
SCREW, OVAL, 5X12	D8	37	15	SPANNER, 14X17	H11	91	5	SWITCH ASSY., STARTER MAGNETIC	H5	85	8
SCREW, PAN, 4X12	E3	48	26	SPEEDOMETER ASSY.	F2	50	3	SWITCH ASSY., WINKER	F3	51	6
SCREW, PAN, 4X16	G9	73	21	SPINDLE COMP., GEARSHIFT	E1	46	9	SWITCH COMP., FR. LEVER	F3	51	7
SCREW, PAN, 4X25	E3	48	27	SPRING A, SIDE STAND	G15	79	9	SWITCH SET, NEUTRAL	D13	42	7
SCREW, PAN, 4X8	E2	47	25	SPRING G, MAIN STAND	G15	79	8				
	F5	53	18	SPRING, BEARING PUSH	D13	42	5	[T]			
SCREW, PAN, 5X12	E3	48	28	SPRING, BRAKE PEDAL	G13	77	6	TAILLIGHT UNIT	H4	84	2
SCREW, PAN, 5X16	H9	89	11	SPRING, CARBON BRUSH	D12	41	3	TANK ASSY., FUEL	G4	68	7
SCREW, PAN, 6X12	G12	76	10	SPRING, CHANGE SWITCH CONTACT	E1	46	13	TENSIONER ASSY., CAM CHAIN	D4	33	3
SCREW, PAN, 6X6	D4	33	8	SPRING, CLUTCH	D7	36	10	TERMINAL SET, BRUSH	D12	41	2
SCREW, SIDE STAND PIVOT	G15	79	4	SPRING, CLUTCH LEVER	D6	35	5	THREAD COMP., STEERING HEAD TOP	F9	57	7
SCREW, SPECIAL, 6X14	G5	69	28	SPRING, COMPRESSION COIL	E2	47	9	THROUGH, OIL	D8	37	8
SCREW, TAPPET ADJUSTING	D3	32	12	SPRING, FR. FORK	F11	59	2	TIRE, FR.	F14	62	7
SCREW, TAPPING, 3X14	F2	50	9	SPRING, GEARSHIFT RETURN	E1	46	10	TIRE, RR.	G2	66	10
SCREW, TAPPING, 4X12	G5	69	33	SPRING, OIL THROUGH	D8	37	9	TRAY, BATTERY	H5	85	11
	G7	71	12	SPRING, PAD	F12	60	5	TUBE ASSY., BREATHER	G4	68	12
	G8	72	11		G1	65	10	TUBE A, AIR SUCTION VALVE	G11	75	7
	H3	83	11	SPRING, PUSH ROD	F5	53	14	TUBE B, AIR SUCTION VALVE	G11	75	8
	H9	89	14	SPRING, REBOUND	F11	59	5	TUBE, 4.5X480	E3	48	32
SCREW, TAPPING, 4X16	H2	82	9	SPRING, SHIFT DRUM STOPPER	E1	46	8	TUBE, 8X55	G11	75	17
	H4	84	14	SPRING, STOP SWITCH	G13	77	4	TUBE, AIR CLEANER CONNECTING	G9	73	7
SCREW, TAPPING, 4X20	H4	84	15	SPRING, VALVE INNER	D3	32	8	TUBE, AIR SUCTION VALVE	G11	75	10
SCREW, TAPPING, 4X8	D8	37	11	SPRING, VALVE OUTER	D3	32	7	TUBE, AIR VENT	G9	73	1
SCREW, TAPPING, 5X12	F8	56	18	SPROCKET COMP., FINAL DRIVEN	G2	66	2	TUBE, BATTERY TRAY	H5	85	12
	G9	73	23	SPROCKET, CAM	D4	33	1	TUBE, BREATHER	G4	68	13
	H2	82	10	SPROCKET, DRIVE	D15	44	15	TUBE, FUEL	G9	73	16
	H9	89	15	STAND COMP., MAIN	G15	79	1	TUBE, FUEL DRAIN	G4	68	9
SCREW, TAPPING, 5X20	G9	73	24	STATOR COMP.	D10	39	2	TUBE, VINYL, 11X15X40	G9	73	9
SCREW, U-LOCK FLAT, 6X12	F7	55	13	STAY COMP., COMBINATION SWITCH	F7	55	3	[V]			
SEAL A, AIR CLEANER	G9	73	5	STAY COMP., FR. COWL	H9	89	8	VALVE ASSY., AIR SUCTION	G11	75	6
SEAL SET, FR. FORK	F11	59	10	STAY COMP., SHROUD	G5	69	23	VALVE COMP., FLOAT	E2	47	18
SEAL SET, PISTON	F12	60	1	STAY, AIR SUCTION VALVE	G11	75	4	VALVE SET, STARTER	E2	47	8
	F13	61	1	STAY, FR. FENDER	F10	58	2	VALVE, EX.	D3	32	6
	G1	65	2	STAY, FUSE	G9	73	2	VALVE, IN.	D3	32	5
SEAL, AIR CLEANER COVER	G9	73	4	STAY, REGULATOR	H6	86	6	VALVE, RIM	F14	62	1
SEAL, DUST	F11	59	17	STAY, RR. WINKER	H3	83	9		G2	66	11
SEAL, GASKET	H3	83	3	STAY, SIDE COVER	G8	72	3	[W]			
SEAL, VALVE STEM	D3	32	1	STAY, VALVE COVER	G7	71	5	WASHER B, HANDLE HOLDER SETTING	F2	50	10
SEAT COMP., DOUBLE	G6	70	4	STAY, WIRE	E2	47	15	WASHER B, THRUST, 20MM	D15	44	19
SEAT, VALVE SPRING	D3	32	10	STEM SUB ASSY., STEERING	F9	57	6	WASHER, 14MM	E1	46	17
SENSOR ASSY., SPEED	F14	62	8	STOPPER COMP., GEARSHIFT DRUM	E1	46	7	WASHER, 14.1X29X2.8	D7	36	14
SENSOR ASSY., THROTTLE	E2	47	24	STRIPE A, L. SHROUD	H14	94	4		D10	39	5
SEPARATOR COMP.	F5	53	9	STRIPE A, L. SIDE COVER	H14	94	10	WASHER, 14.2X26X3	D8	37	13
SET RING, 20MM	D15	44	23	STRIPE A, R. SHROUD	H14	94	3				
SHAFT A, GEARSHIFT FORK	E1	46	3	STRIPE A, R. SIDE COVER	H14	94	9				
SHAFT B, GEARSHIFT FORK	E1	46	4	STRIPE B, L. SHROUD	H14	94	6				
SHAFT, MAIN STAND PIVOT	G15	79	2	STRIPE B, R. SHROUD	H14	94	5				
SHAFT, REDUCTION GEAR	D11	40	4	STRIPE B, R. SHROUD	H14	94	5				
SHAFT, ROCKER ARM	D3	32	4	STRIPE, L. FUEL TANK	H14	94	2				
SHROUD SET, L.	G5	69	24	STRIPE, R. FUEL TANK	H14	94	1				
SHROUD SET, R.	G4	68	20	SUSPENSION, POWER RELAY	H6	86	16				
	G5	69	20	SUSPENSION, WINKER RELAY	H6	86	14				
	G5	69	20	SWINGARM SUB ASSY., RR.	G16	80	8				
SHROUD, L. INNER	G5	69	22								



PART NAME INDEX

J 6

Part name	Address	Page	Ref.	Part name	Address	Page	Ref.	Part name	Address	Page	Ref.
WASHER, 17X22	G13	77	7								
	G15	79	6								
WASHER, AIR SUCTION VALVE	G11	75	11								
	H6	86	17								
WASHER, DRAIN PLUG, 12MM	D13	42	14								
WASHER, DRUM STOPPER	E1	46	16								
WASHER, HANDLE UNDER HOLDER ..	F8	56	17								
WASHER, OIL BOLT	F5	53	22								
	F6	54	16								
	F15	63	19								
WASHER, PLAIN, 10MM	G12	76	13								
WASHER, PLAIN, 12MM	D2	31	15								
WASHER, PLAIN, 17MM	D7	36	13								
WASHER, PLAIN, 4MM	E3	48	30								
WASHER, PLAIN, 8MM	G14	78	14								
WASHER, RR. AXLE	G2	66	16								
WASHER, SEALING, 6.2X12X1.2 ..	D1	30	7								
WASHER, SPECIAL, 8MM	F11	59	15								
WASHER, SPLINE, 20MM	D15	44	18								
WASHER, STEERING STEM	F8	56	16								
WASHER, THRUST, 12MM	D15	44	20								
WASHER, THRUST, 17MM	D15	44	21								
WASHER, WAVE	F13	61	12								
WASHER, WHEEL, 6MM	H4	84	13								
WHEEL SUB ASSY., FR.	F14	62	5								
WHEEL SUB ASSY., RR.	G2	66	9								
WINKER ASSY., L. FR.	H3	83	4								
WINKER ASSY., L. RR.	H3	83	7								
WINKER ASSY., R. FR.	H3	83	1								
WINKER ASSY., R. RR.	H3	83	6								
WRENCH, SPARK PLUG	H11	91	3								

1

FOREWORD INDEX

2

ENGINE GROUP

3

FRAME GROUP

4

PART NUMBER INDEX

5

PART NAME INDEX

HONDA
The Power of Dreams



PARTS CATALOGUE NEWS

Honda Motor Co., Ltd.

Customer Service Technology Development Division

PARTS CATALOGUE - CORRECTED

Printed in Japan

CODE NO.	15KSPB02
PARTS CATALOGUE NEWS	CBF150M CBF150MB/C
NEWS NO.	001

(ID-KD)KSP

CBF150M (CBF150Mb)

No.	MODEL		CBF150MB						Ref.No.
	COLOR		Pearl nightstar black	Sword silver metallic	Pearl siena red	Applicable model		Applicable block No.	
	CODE		NH-A84P	NH-A95M	R-320P				
	Name of colored parts	Basic part No.	NHA84	NHA95	R320	Initial applicable model	Final applicable model		
21	MARK A, SIDE COVER	86831-KSP-C20	ZA	ZB	ZC			F-34	2
22	MARK, HONDA	86801-KSP-B00	ZA	ZA	ZA			F-34	1
23	MARK, HONDA	87150-KSP-B00	ZA	ZA	ZA			F-34	3
24	PIPE, STEERING HANDLE	53100-KSP-B00	ZA	ZA	ZA			F-5	6
25	SEAT COMP., DOUBLE	77200-KSP-B01	ZA	ZA	ZA			F-15	4
26	SHROUD SET, L.	50300-KSP-B00	ZA	ZB	ZC			F-14	24
27	SHROUD SET, R.	50200-KSP-B00	ZA	ZB	ZC			F-14	20
28	TANK ASSY., FUEL	17500-KSP-B00	ZA	ZB	ZC			F-14	7
29	WHEEL SUB ASSY., FR.	44650-KSP-B01	ZA	ZA	ZA			F-10	5
30	WHEEL SUB ASSY., RR.	42650-KSP-B01	ZA	ZA	ZA			F-13	9

NOTE A:PART NO. CHANGE D:NEWLY PROVIDED E:PART NO.DELETION K:REQUIRED NO. CORRECTION L:APPLICATION SERIAL NO. CORRECTION
M:PART DESCRIPTION CORRECTION T:APPLICATION CORRECTION Z:REMARKS CHANGE

CBF150M (CBF150Mc).....2CO,2PE,3LA,4LA

No.	MODEL		CBF150MC					
	COLOR		Pearl nightstar black NH-A84P	Pearl siena red R-320P	Applicable model		Applicable block No.	Ref.No.
	CODE		NHA84	R320	Initial applicable model	Final applicable model		
	Name of colored parts	Basic part No.						
21	MARK A, SIDE COVER	86831-KSP-C20	ZA	ZC			F-34-1	8
22	MARK, HONDA	86801-KSP-B00	ZA	ZA			F-34-1	7
23	MARK, HONDA	87150-KSP-B00	ZA	ZA			F-34-1	11
24	PIPE, STEERING HANDLE	53100-KSP-B50	ZA	ZA			F-5	6
25	SEAT COMP., DOUBLE	77200-KSP-B01	ZA	ZA			F-15	4
26	SHROUD SET, L.	50300-KSP-B00	ZA	ZC			F-14	24
27	SHROUD SET, R.	50200-KSP-B00	ZA	ZC			F-14	20
28	TANK ASSY., FUEL	17500-KSP-B00	ZA	ZC			F-14	7
29	WHEEL SUB ASSY., FR.	44650-KSP-B01	ZA	ZA			F-10	5
30	WHEEL SUB ASSY., RR.	42650-KSP-B01	ZA	ZA			F-13	9

NOTE A:PART NO. CHANGE D:NEWLY PROVIDED E:PART NO.DELETION K:REQUIRED NO. CORRECTION L:APPLICATION SERIAL NO. CORRECTION
M:PART DESCRIPTION CORRECTION T:APPLICATION CORRECTION Z:REMARKS CHANGE

CBF150M (CBF150Mc).....3CO,3PE,5LA,6LA

No.	MODEL		CBF150MC				
	COLOR		Black	Applicable model		Applicable block No.	Ref.No.
	CODE		NH-1	Initial applicable model	Final applicable model		
	Name of colored parts	Basic part No.	NH1				
21	MARK, HONDA	86801-KSP-B00	ZA			F-34-1	7
22	MARK, HONDA	87150-KSP-B00	ZA			F-34-1	11
23	MARK, SIDE COVER A	86831-KSP-E40	ZA			F-34-1	8
24	PIPE, STEERING HANDLE	53100-KSP-B50	ZA			F-5	6
25	SEAT COMP., DOUBLE	77200-KSP-B01	ZA			F-15	4
26	SHROUD SET, L.	50300-KSP-B60	ZA			F-14	24
27	SHROUD SET, R.	50200-KSP-B60	ZA			F-14	20
28	STRIPE A, L. SHROUD	86502-KSP-B60	ZA			F-34-1	4
29	STRIPE A, L. SIDE COVER	86833-KSP-B60	ZA			F-34-1	10
30	STRIPE A, R. SHROUD	86501-KSP-B60	ZA			F-34-1	3
31	STRIPE A, R. SIDE COVER	86832-KSP-B60	ZA			F-34-1	9
32	STRIPE B, L. SHROUD	86504-KSP-B60	ZA			F-34-1	6
33	STRIPE B, R. SHROUD	86503-KSP-B60	ZA			F-34-1	5
34	STRIPE, L. FUEL TANK	86172-KSP-B60	ZA			F-34-1	2
35	STRIPE, R. FUEL TANK	86171-KSP-B60	ZA			F-34-1	1
36	TANK ASSY., FUEL	17500-KSP-B60	ZA			F-14	7
37	WHEEL SUB ASSY., FR.	44650-KSP-B01	ZA			F-10	5
38	WHEEL SUB ASSY., RR.	42650-KSP-B01	ZA			F-13	9

NOTE A:PART NO.CHANGE D:NEWLY PROVIDED E:PART NO.DELETION K:REQUIRED NO.CORRECTION L:APPLICATION SERIAL NO.CORRECTION
M:PART DESCRIPTION CORRECTION T:APPLICATION CORRECTION Z:REMARKS CHANGE

PARTS CATALOGUE NEWS

BOOKNo. : 15KSPB02

Block No.	Ref. No.	Note	Part No.	Description	Reqd. QTY		Serial No.	Parts catalogue code
					CBF150M B	C		
F-10	5	E	44650-KSP-B00ZA	*PARTS NO. DELETION				
		A	44650-KSP-B01ZA	WHEEL SUB ASSY., FR. *NH303M* MAT AXIS GRAY METALLIC	1	1		
F-13	9	E	42650-KSP-B00ZA	*PARTS NO. DELETION				
		A	42650-KSP-B01ZA	WHEEL SUB ASSY., RR. *NH303M* MAT AXIS GRAY METALLIC	1	1		

NOTE A:PART NO. CHANGE D:NEWLY PROVIDED E:PART NO.DELETION K:REQUIRED NO. CORRECTION L:APPLICATION SERIAL NO. CORRECTION
M:PART DESCRIPTION CORRECTION T:APPLICATION CORRECTION Z:REMARKS CHANGE