

Help Line

Australia	+ 1-800-33-11-77
Canada	+ 1-800-665-4339
México	+ 1-800-234-1185
United States	+ 1-800-955-0959

Fellowes

Australia	+ 61-3-8336-9700
Benelux	+ 31-(0)-76-523-2090
Canada	+ 1-905-475-6320
Deutschland	+ 49-(0)-5131-49770
France	+ 33-(0)-1-30-06-86-80
Italia	+ 39-071-730041
Japan	+ 81-(0)-3-5496-2401
Korea	+ 82-(0)-2-3462-2884
Malaysia	+ 60-(0)-35122-1231
Polska	+ 48-(22)-771-47-40
Spain	+ 34-91-748-05-01
Singapore	+ 65-6221-3811
United Kingdom	+ 44-(0)-1302-836836
United States	+ 1-630-893-1600

www.fellowes.com



SB-97Cs

Please read these instructions before use.

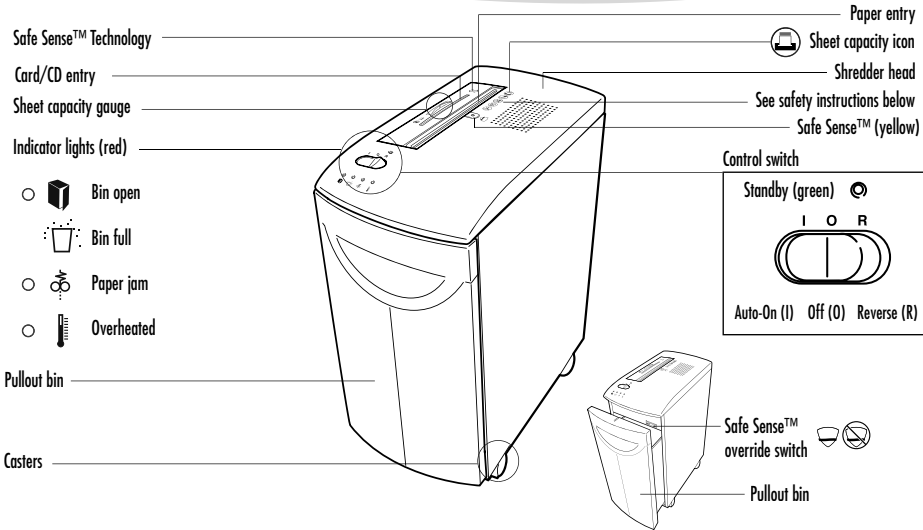
Fellowes

1789 Norwood Avenue, Itasca, Illinois 60143-1095 • USA • 630-893-1600

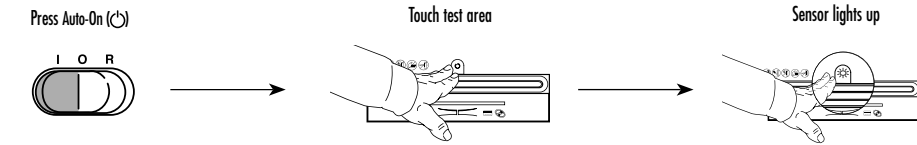
<http://www.fellowes.com>

Australia	Canada	Deutschland	France	Japan	Polska	United Kingdom
Benelux	China	España	Italia	Korea	Singapore	United States

© 2006 Fellowes, Inc. Part No. 401468



— To Test Safe Sense™ Technology



CAPABILITIES

Will shred: Paper, credit cards, CD/DVDs, staples and small paper clips

Will not shred: Continuous forms, adhesive labels, transparencies, newspaper, cardboard, large paper clips, laminates or plastic other than noted above

Paper shred size:
Confetti-Cut 5/32" x 1-1/2" (3.9 x 38mm)

Maximum:
Sheets per pass (Confetti-Cut) 17*
Cards/CDs per pass 1*
Paper width 9"/230mm
Continuous operation 20 minutes
*20lb., 8.5"x11" paper at 120v, 60 Hz, SB-97Cs—5.0Amps; heavier paper, humidity or other than rated voltage may reduce capacity. Recommended daily usage rates: 50-100 paper passes; 50 cards; 10 CDs.

IMPORTANT SAFETY INSTRUCTIONS — Read Before Using!

WARNING

- Keep away from children and pets. Always set to off or unplug when not in use.
- Keep foreign objects — gloves, jewelry, clothing, hair, etc. — away from shredder openings. If object enters top opening, switch to Reverse (R) to back out object.

CAUTION

- Avoid touching exposed blades under Confetti-Cut shredder head.
- Use only designated entry for cards/CDs. Keep finger away from CD hole.

- Never use aerosol, petroleum based or other flammable products on or near shredder. Do not use canned air on shredder.
- Do not use if damaged or defective. Do not open shredder head. Do not place near or over heat or water source.
- 17 sheets per pass to avoid jams.

- The grounded socket-outlet shall be installed near the equipment and shall be easily accessible.

OPERATION

Shredder comes ready to use. Insert waste bag (Fellowes #36053) for easy disposal.



Continuous operation:
20-minute maximum

NOTE: Shredder runs briefly after each pass to clear entry. Continuous operation beyond 20-minutes will trigger 40-minute cool down period.



Set to Off (O) and plug in

PAPER



Press Auto-On (I)



Feed into paper entry and release

CARD/CD



Slide CD cover



Press Auto-On (I)



Hold card/CD at edge



Feed into card/CD entry and release



Slide CD cover



Set to Off (O) and unplug



Breakthrough Safety Technology! Safe Sense™ stops shredding when hands are too close to the opening. **Override switch** - is only needed when a jam occurs and Safe Sense™ light remains on. **Warning** - when switch is in override position the Safe Sense™ light flashes and the Safe Sense™ feature is rendered un-functional.

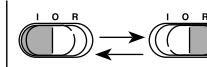
TROUBLESHOOTING



Paper jam: Set to Off (O) and empty bin. Replace bin and follow any or all of the below procedures.



Press and hold Reverse (R)



Alternate slowly back and forth



Set to Off (O) and unplug



Gently pull uncut paper from paper entry. Plug in.



Press and hold Reverse (R)

Indicator lights:

- Yellow - Safe Sense™ active
- Yellow flashing - Safe Sense™ not active
- Make sure bin is pushed in
- Wait 40 minutes for motor to cool down
- Remove and empty bin

Note: If Safe Sense™ light remains on, you must engage override switch in order to perform above steps.

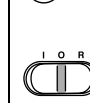
MAINTENANCE

Run regularly in reverse for one minute

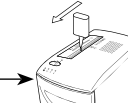
Oil when bin is full, or immediately, if:
• Capacity decreases
• Motor sounds different, or Shredder stops running



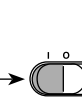
Follow oiling procedure below and repeat twice.



Set to Off (O)



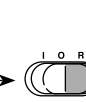
*Apply oil across entry



Press Auto-On (I)



Shred one sheet



Press and hold Reverse (R) 2-3 seconds



CAUTION *Only use a non-aerosol vegetable oil in long nozzle container such as Fellowes 35250

WARRANTY

LIMITED WARRANTY Fellowes, Inc. ("Fellowes") warrants the cutting blades of the machine to be free from defects in material and workmanship for 7 years from the date of purchase by the original consumer. Fellowes warrants all other parts of the machine to be free of defects in material and workmanship for 1 year from the date of purchase by the original consumer. If any part is found to be defective during the warranty period, your sole and exclusive remedy will be repair or replacement, at Fellowes' option and expense, of the defective part. This warranty does not apply in cases of abuse, mishandling, or unauthorized repair. ANY IMPLIED WARRANTY, INCLUDING THAT OF MERCHANTABILITY OR

FITNESS FOR A PARTICULAR PURPOSE, IS HEREBY LIMITED IN DURATION TO THE APPROPRIATE WARRANTY PERIOD SET FORTH ABOVE. In no event shall Fellowes be liable for any consequential or incidental damages attributable to this product. This warranty gives you specific legal rights. The duration, terms, and conditions of this warranty are valid worldwide, except where different limitations, restrictions, or conditions may be required by local law. For more details or to obtain service under this warranty, please contact us or your dealer.