



CB500X/XA

**CB500X_D
CB500XA_D**

PARTS CATALOGUE

1

FOREWORD INDEX

1

ENGINE GROUP

2

FRAME GROUP

3

PART NUMBER INDEX

4

PART NAME INDEX

5

Instruction for use of parts catalogue

- **This parts catalogue has been created as of April 01, 2013.**
 - Since this date, the sales practice for repair parts may have been changed or the parts may have been eliminated (listed for those not for sale).
 - The modified information is reflected on the latest Electronic Parts Catalogue (EPC). Also, refer to the parts catalogue news for any change.
 - See the parts catalogue news for any revision that is made after April 01, 2013.
- **Always specify the part number when ordering a part.**
 - Check the model, type, serial numbers, color, maker, and the size as needed before ordering a part.
 - Note that the illustrations (part drawings) can differ from the actual parts in shape. They are given just to help you to refer to the parts.
- **When modifications or additions to this parts catalogue are made, a revised edition will be issued at an appropriate time, with successively progressing revision numbers on the cover. We recommend obtaining such revisions in order to keep your parts catalogue up-to-date at all times. To check whether a parts catalogue revision has been issued, please contact your Honda distributor.**

Initial version issue date
 April 01, 2013
Honda Motor Co., Ltd.

CONTENTS

	Page	Address No.
● Instruction for use of parts catalogue	1	B 1
● How to refer to the part information	2	B 2
● Part catalogue structure	3	B 3
● When the parts were revised	4	B 4
● Abbreviations used in the parts catalogue	4	B 4
● Part block and serial number check	5	B 5
● Color label attachment position check	5	B 5
● Models, parts catalogue codes and applicable serial numbers	6	B 6
● Color label	7	B 7
● Color chart	8	B 8
● Fuel hose, general purpose hoses and vinyl hose	10	B10
● FLAT RATE SERVICE TIME	14	B14
● Illustrated index	19	C 3
● ENGINE GROUP	27	D 1
● FRAME GROUP	52	F 1
● PART NO. INDEX	108	J 1
● PART NAME INDEX	113	K 1

How to refer to the part information

A Reference with "Illustrated index"

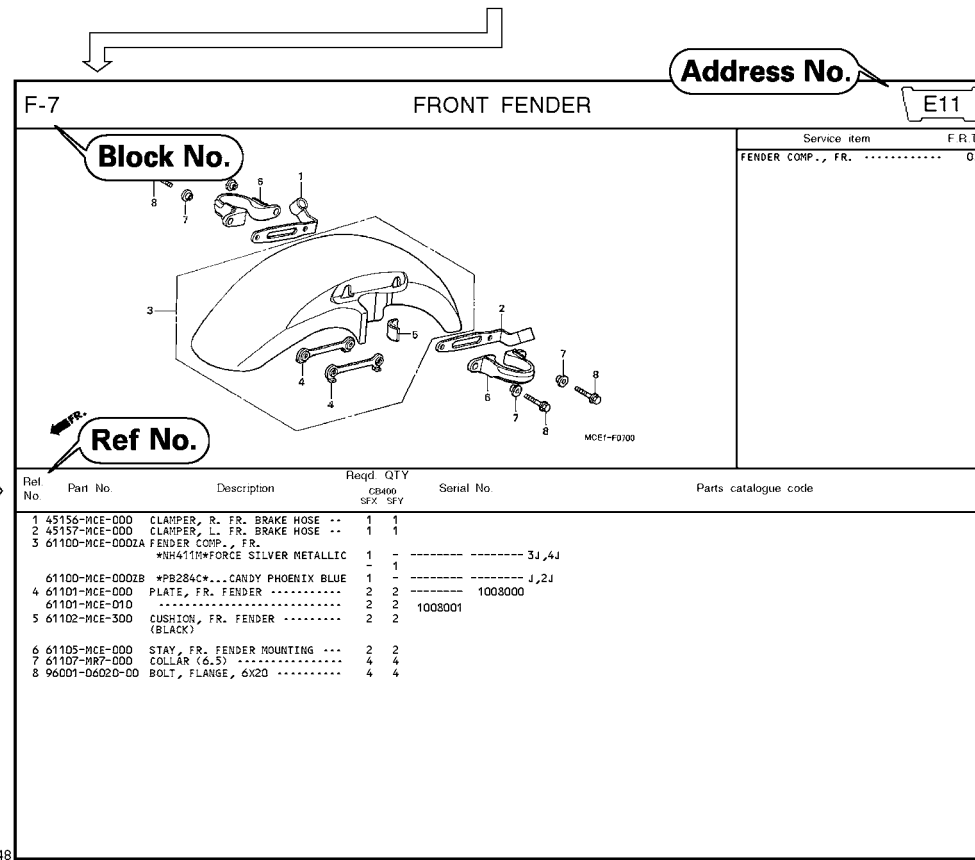


B Reference with "Part number index"

PART NO. INDEX					
Part Number	Address	Page	Rel.	Part Number	Address Page Rel.
04000				13323-MY9-751	C12 28 10 14921
04911-MCE-000	C10	26	1	13324-MY9-751	C12 28 10 14931
				13325-MY9-751	C12 28 10 14932
				13327-MY9-751	C12 28 10 14933
06000				14000	14934
06405-MY9-P00	F13	67	3	14100-MCE-000	B13 13 2 14935
06405-MY9-P10	F13	67	3	14200-MCE-000	B13 13 3 14936
06410-MY9-860	F2	56	1	14321-MCE-000	B16 16 2 14937
06435-MCE-006	F1	55	1	14401-MCE-003	B16 16 3 14938
06451-769-405	E13	51	2	14510-MBE-000	B16 16 4 14941
06451-443-405	F1	55	2	14520-MY9-691	B16 16 5 14942
06451-MA7-405	E13	51	1	14524-MY9-690	B16 16 6 14943
06455-MCE-006	E13	51	3	14546-MCE-000	B16 16 7 14944
				14620-MY9-691	B16 16 8 14945
11000				14711-MCE-000	B13 13 4 14946
11210-MCE-000	C9	25	1	14712-MCE-000	B13 13 5 14947
11330-MCE-305	C2	18	1	14721-MCE-000	B13 13 6 14948
11333-KT8-000	C6	22	1	14722-MCE-000	B13 13 7 14949
11335-MCE-000	C2	18	2	14730-MCE-000	B13 13 8 14950
11360-MCE-000	C7	23	1	14731-MCE-000	B13 13 9 14951
11365-MCE-000	C7	23	2	14731-MY9-751	B13 13 10 14952
11396-MY9-000	C2	18	3	14751-KY2-000	B13 13 11 14953
11631-MCE-000	C5	21	1	14751-MCE-000	B13 13 12 14954
11691-MY9-000	C5	21	2	14761-MCE-000	B13 13 13 14955

C Reference with "Part name index"

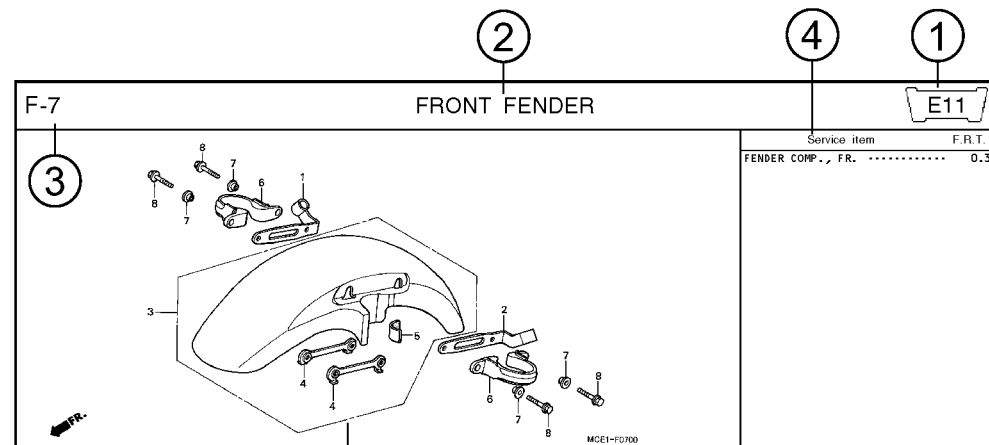
PART NAME INDEX					
Part name	Address	Page	Ref.	Part name	Address Page Ref.
[A]				BOLT , CHANG I	
ADJUSTER , CHAIN	F13	67	5	BOLT , CLUTC H	
ARM COMP. , SEA R CHANGE	F10	64	5	BOLT , CONNECT	
ARM , L. MAIN STEP	F11	65	8	BOLT , DISK , 6	
ARM , L. PILLI O STEP	F11	65	12	BOLT , DISK , 8	
ARM , R. MAIN STEP	F11	65	5	BOLT , DRAIN I	
ARM , R. PILLI O STEP	F11	65	11	BOLT , FLANG E	
AUT O DOC K ASSY. , FUEL	F4	58	2	BOLT , FLANG E	
AXLE , FR. WHEEL	E14	52	3	BOLT , FLANG E	
AXLE , RR. WHEEL	F2	56	5	BOLT , FLANG E	
[B]				BOLT , FLANG E	
BAG , AIR PRESSUR E GAUGE	F67	77	4	BOLT , FLANG E	
BAG , SERVICE BOOK	F67	77	1	BOLT , FLANG E	
BAG , TOOL	F67	77	3	BOLT , FLANG E	
BALL , STEEL	F11	65	20	BOLT , FLANG E	
BAND A , INSULATOR	B11	11	11	BOLT , FLANG E	
BAND B , INSULATOR	B11	11	12	BOLT , FLANG E	
BAND , AIR CLEANER CONNECTING				BOLT , FLANG E	
BAND , U-LOCK	F8	62	22	BOLT , FLANG E	
BAND , WIRE	F16	70	5	BOLT , FLANG E	
	C10	26	14		
	E5	43	21		
	G4	74	1R		



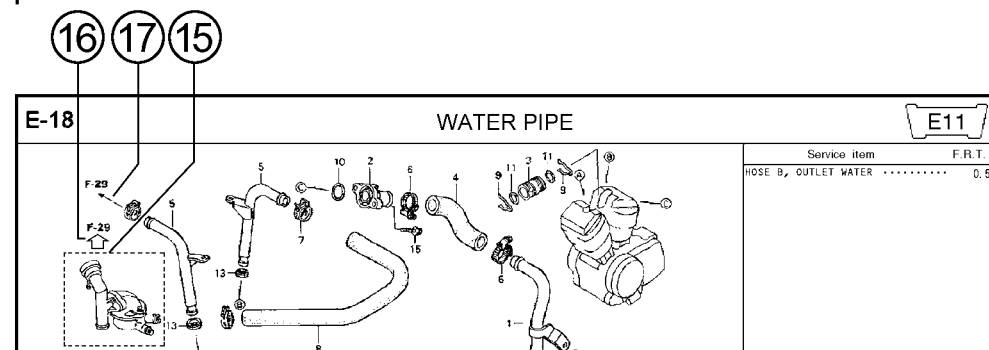
Page No.

2000.09.01 E

Part catalogue structure




Ref. No.	Part No.	Description	Reqd. QTY		Serial No.	Parts catalogue code
			CB400 SFX	SFY		
1	45156-MCE-000	CLAMPER, R. FR. BRAKE HOSE ..	1	1		
2	45157-MCE-000	CLAMPER, L. FR. BRAKE HOSE ..	1	1		
3	61100-MCE-000ZA	FENDER COMP., FR. *NH411M*FORCE SILVER METALLIC	1	-	----- 3J,4J	
	61100-MCE-000ZB	*PB284C*...CANDY PHOENIX BLUE	1	-	----- J,2J	
4	61101-MCE-000	PLATE, FR. FENDER	2	2	1008000	
	61101-MCE-010	2	2	1008001	
5	61102-MCE-300	CUSHION, FR. FENDER	2	2		
		(BLACK)				



- ① **Address number**
 - Address No. is provided (in place of the page No.) to help you refer to the part with the part No. or part name.
- ② **Block title** ③ **Block number**
- ④ **Service item/Flat rate time**
- ⑤ **Reference number**
 - Title number marked with the parenthesis or parentheses indicates that it continues from the previous page.
- ⑥ **Part number** ⑦ **Honda color code**
- ⑧ **Description**
- ⑨ **Assemblies**
 - Sections framed with broken lines in the exploded view drawings are available as complete assemblies. (Their individual parts can also be obtained.)
- ⑩ **Color description**
- ⑪ **Note**
 - Notes are shown with the parentheses in the part name column.
- ⑫ **Required quantity**
 - Reqd. QTY shown in the parenthesis or parentheses indicates the optional part.
 - Reqd. QTY marked with "N" indicates the optional part that should be selected as needed.
 - Reqd. QTY indicates the number of the part used in the block.
- ⑬ **Serial number**
- ⑭ **Parts catalogue code**
 - When the parts catalogue code column is blank, it indicates that the part is applicable to all codes.
- ⑮ **[Dotted line]**
 - Parts enclosed within a dotted line [] are covered in a different block.
- ⑯ **[Hollow arrow]**
 - A hollow arrow [] indicates the block No. for the parts enclosed within a dotted line [] .
- ⑰ **[Solid arrow]**
 - A solid arrow [] indicates the block No. the part in question is connected to.

When the parts were revised



Ref. No.	Part No.	Description	Reqd. QTY		Serial No.
			CB400	SFX SFY	
1	45156-MCE-000	CLAMPER, R. FR. BRAKE HOSE ..	1	1	
2	45157-MCE-000	CLAMPER, L. FR. BRAKE HOSE ..	1	1	
3	61100-MCE-000ZA	FENDER COMP., FR. *NH411M*FORCE SILVER METALLIC	1	-	-----3J,4J
	61100-MCE-000ZB	*PB284C*...CANDY PHOENIX BLUE	1	-	-----J,2J
4	61101-MCE-000	PLATE, FR. FENDER (###).....	2	2	-----1008000
	61101-MCE-010	2	2	-----1008001
5	61102-MCE-300	CUSHION, FR. FENDER (BLACK)	2	2	
6	61105-MCE-000	STAY, FR. FENDER MOUNTING ...	2	2	
7	61107-MR7-000	COLLAR (6.5)	4	4	
8	96001-06020-00	BOLT, FLANGE, 6X20	4	4	

The number has been used from the initial model without revision.

When shown at the left side, it is applicable to the models of No.1008001 and the subsequent numbers.

When shown at the right side, it is applicable to the models up to No.1008000.

The parts listed with "###" at the end of the parts name have limited supply period (parts not for sale).

Abbreviations used in the parts catalogue

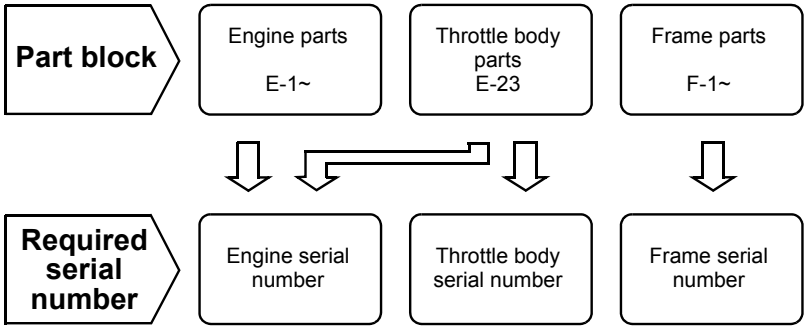


* "L." or "R." in the description of a part stands for the LEFT hand side or the RIGHT hand side. Determine the left or right as if you were in the motorcycle seat.

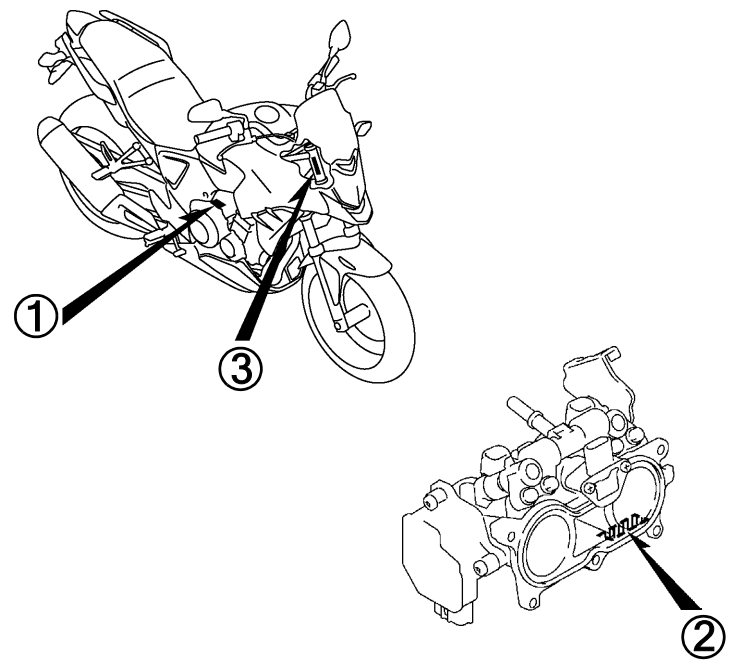
The following abbreviations are used in this parts catalogue.

- A Ampere
- ABS Anti-lock brake system
- A.C. Alternating current
- A.M. Attaching mark
- ASSY. Assembly
- C.D.I. Capacitive discharge ignition
- COMP. ... Complete
- D.C. Direct current
- EX. Exhaust
- FR. Front
- G Gram
- HEX. Hexagonal
- IN. Inlet
- KPH Kilometers per hour
- L.Left
- L (100L) .Link (100 Links)
- L.E.D.Light emitted diode
- MMMillimeter
- MPHMiles per hour
- R.Right
- RR.Rear
- STD.Standard
- T (22T) ...Tooth (22 Teeth)
- TCSTraction control system
- T.M.Transcript mark
- VVolt
- WWatt
- WLWith labelling
- WOLWithout labelling

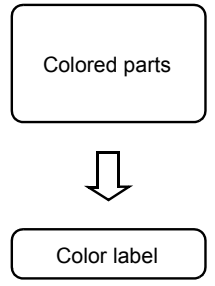
Part block and serial number check




Check point ① ② ③



Color label attachment position check



④



Models, parts catalogue codes and applicable serial numbers

Models, parts catalogue codes and applicable serial Nos. given in this parts catalogue can be identified as follows.

Parts with parts catalogue codes are exclusive for models destined for countries designated.

If no area codes are listed, parts are for common use.

Model	Area code	Type	Applicable engine serial No.	Applicable frame serial No.	Applicable throttle body identification No.
CB500XD	E	England	PC44E2000001~	MLHPC46A*D5000001~	QQBJA A
	ED	European direct sales			
	F	France		MLHPC46K*D5000001~	
	KO	Korea			
CB500XAD	E	England	PC44E2000001~	MLHPC46B*D5000001~	QQBJA A
	ED	European direct sales			
	F	France		MLHPC46K*D5000001~	
	KO	Korea			
	U	Australia			

* Of carburetor/throttle body identification numbers, only the portions underlined in the example below are used for registration.

QQBJA A KC 7

Color label

- When ordering parts, check the model name, main color, and code by observing the “COLOR LABEL” on the vehicle.
- When ordering a colored part, use the color chart in the instruction for use of parts catalogue.

<p>VFR800FIW</p> <p>COLOR R-157</p> <p>CODE R157</p>		MODEL		VFR800FIW					
	No.	COLOR		Sparkling silver metallic	Mute black metallic	Applicable model		Applicable block No.	Re
		CODE		NH-295M	NH-359M	Initial applicable model	Final applicable model		
	Name of colored parts	Basic part No.	NH295	NH359					
1									
2									
3									
4									
5									
6									
7									
8									
9									
10									

Color chart

- When ordering a colored part, refer to the chart below and use a part number consisting of the relevant basic part number to which has been added a part color code.

CB500X (CB500XD)

No.	MODEL		CB500XD						
	COLOR		Pearl himalayas white NH-A87P	Mat gunpowder black metallic NH-436M	Candy ruby red R-4C	Applicable model		Applicable block No.	Ref. No.
	CODE		NHA87	NH436	R4	Initial applicable model	Final applicable model		
	Name of colored parts	Basic part No.							
1	BODY COMP., FRAME	50100-MGZ-J80	ZA	ZA	ZA			F-39	1
2	COWL SET, L. MIDDLE	64400-MGZ-J80	ZC	ZB	ZA			F-45	7
3	COWL SET, L. RR.	77250-MGZ-D80	ZC	ZB	ZA			F-23-10	3
4	COWL SET, R. MIDDLE	64300-MGZ-J80	ZC	ZB	ZA			F-45	5
5	COWL SET, R. RR.	77240-MGZ-D80	ZC	ZB	ZA			F-23-10	2
6	FENDER SET A, RR.	80100-MGZ-D00	ZA	ZA	ZA			F-34	2
7	FENDER, FR.	61101-MGZ-J00	ZG	ZG	ZG			F-10	4
8	GRIP, L. RR.	77340-MGZ-J80	ZA	ZA	ZA			F-23	14
9	GRIP, R. RR.	77330-MGZ-J80	ZA	ZA	ZA			F-23	10
10	HOLDER ASSY., HANDLE UPPER	53130-MGS-D30	ZB	ZB	ZB			F-7	18
11	MARK	86771-MGZ-D80	ZC	ZB	ZA			F-50	8
12	MARK, HONDA	86101-MGZ-J00	ZA	ZA	ZA			F-50	1
13	MARK, HONDA	86102-MGZ-J00	ZA	ZA	ZA			F-50	2
14	MARK, L. MIDDLE COWL	86642-MGZ-J80	ZC	ZB	ZA			F-50	7
15	MARK, L. WING	86202-MGZ-J80	ZC	ZB	ZA			F-50	4
16	MARK, R. MIDDLE COWL	86641-MGZ-J80	ZC	ZB	ZA			F-50	6
17	MARK, R. WING	86201-MGZ-J80	ZC	ZB	ZA			F-50	3
18	PIPE, STEERING HANDLE	53100-MGZ-J80	ZA	ZA	ZA			F-7	12
19	RAIL COMP., SEAT	50240-MGZ-J80	ZA	ZA	ZA			F-39	2
20	TANK ASSY., FUEL	17500-MGZ-J80	ZC	ZB	ZA			F-21	5
21	WINDSCREEN SET	67110-MGZ-J80	ZA	ZA	ZA			F-43	12

CB500XA (CB500XAD)

No.	MODEL		CB500XAD						
	COLOR		Pearl himalayas white NH-A87P	Mat gunpowder black metallic NH-436M	Candy ruby red R-4C	Applicable model		Applicable block No.	Ref. No.
	CODE		NHA87	NH436	R4	Initial applicable model	Final applicable model		
	Name of colored parts	Basic part No.							
1	BODY COMP., FRAME	50100-MGZ-J80	ZA	ZA	ZA			F-39	1
2	COWL SET, L. MIDDLE	64400-MGZ-J80	ZC	ZB	ZA			F-45	7
3	COWL SET, L. RR.	77250-MGZ-D80	ZC	ZB	ZA			F-23-10	3
4	COWL SET, R. MIDDLE	64300-MGZ-J80	ZC	ZB	ZA			F-45	5
5	COWL SET, R. RR.	77240-MGZ-D80	ZC	ZB	ZA			F-23-10	2
6	FENDER SET A, RR.	80100-MGZ-D00	ZA	ZA	ZA			F-34	2
7	FENDER SET A, RR.	80100-MGZ-J00	ZA	ZA	-			F-34	2
8	FENDER SET, FR.	61110-MGZ-D10	ZA	ZA	ZA			F-10	10
9	GRIP, L. RR.	77340-MGZ-J80	ZA	ZA	ZA			F-23	14
10	GRIP, R. RR.	77330-MGZ-J80	ZA	ZA	ZA			F-23	10
11	HOLDER ASSY., HANDLE UPPER	53130-MGS-D30	ZB	ZB	ZB			F-7	18
12	MARK	86771-MGZ-D80	ZC	ZB	ZA			F-50	8
13	MARK, ABS	86611-MGZ-D10	ZA	ZA	ZA			F-50	5
14	MARK, HONDA	86101-MGZ-J00	ZA	ZA	ZA			F-50	1
15	MARK, HONDA	86102-MGZ-J00	ZA	ZA	ZA			F-50	2
16	MARK, L. MIDDLE COWL	86642-MGZ-J80	ZC	ZB	ZA			F-50	7
17	MARK, L. WING	86202-MGZ-J80	ZC	ZB	ZA			F-50	4
18	MARK, R. MIDDLE COWL	86641-MGZ-J80	ZC	ZB	ZA			F-50	6
19	MARK, R. WING	86201-MGZ-J80	ZC	ZB	ZA			F-50	3
20	PIPE, STEERING HANDLE	53100-MGZ-J80	ZA	ZA	ZA			F-7	12
21	RAIL COMP., SEAT	50240-MGZ-J80	ZA	ZA	ZA			F-39	2
22	TANK ASSY., FUEL	17500-MGZ-J80	ZC	ZB	ZA			F-21	5
23	WINDSCREEN SET	67110-MGZ-J80	ZA	ZA	ZA			F-43	12

Fuel hose, general purpose hoses and vinyl hose

- The standard part fuel hose, general purpose hose and vinyl hose may be substituted by the coiled bulk part.
- When ordering the standard part fuel hose, general purpose hose and vinyl hose use the bulk part number written in the parts catalogue in brackets () underneath the part name, or use the catalogue below.
(The bulk part standard length is 1 m, however, those displayed in the catalogue < > are available in 3 m and 8 m lengths.)
- When exchanging the hose, cut and use at the specified length as mentioned in the part name.
(For the method of cutting the bulk part, and method of filling out orders etc., please refer to the service manual and the instructions issued with the bulk part.)
- The list below is a catalogue of the standard part numbers and bulk part numbers. Note that those numbers are applicable to the listed replacement parts only.

Fuel hoses/Tubes			
Standard part No.	Bulk part No.	Bulk part	
		Inner diameter (mm)	Length (m)
95001-30xxx-2x	95001-30001-20M	3.0	1
95001-30xxx-3x	95001-30001-30M	3.0	1
95001-30xxx-4x	95001-30001-40M	3.0	1
95001-35xxx-2x	95001-35001-50M <95001-35003-50M>	3.5	1 3
95001-35xxx-3x	95001-35001-60M <95001-35003-60M>	3.5	1 3
95001-35xxx-4x	95001-35001-60M <95001-35003-60M>	3.5	1 3
95001-35xxx-5x	95001-35001-50M <95001-35003-50M>	3.5	1 3
95001-35xxx-6x	95001-35001-60M <95001-35003-60M>	3.5	1 3
95001-45xxx-2x	95001-45001-50M <95001-45003-50M>	4.5	1 3
95001-45xxx-3x	95001-45001-60M <95001-45003-60M> <95001-45008-60M>	4.5	1 3 8
95001-45xxx-4x	95001-45001-60M <95001-45003-60M> <95001-45008-60M>	4.5	1 3 8
95001-45xxx-5x	95001-45001-50M <95001-45003-50M>	4.5	1 3
95001-45xxx-6x	95001-45001-60M <95001-45003-60M> <95001-45008-60M>	4.5	1 3 8
95001-55xxx-2x	95001-55001-50M <95001-55003-50M> <95001-55008-50M>	5.5	1 3 8

Fuel hoses/Tubes			
Standard part No.	Bulk part No.	Bulk part	
		Inner diameter (mm)	Length (m)
95001-55xxx-3x	95001-55001-60M <95001-55003-60M> <95001-55008-60M>	5.5	1 3 8
95001-55xxx-4x	95001-55001-60M <95001-55003-60M> <95001-55008-60M>	5.5	1 3 8
95001-55xxx-5x	95001-55001-50M <95001-55003-50M> <95001-55008-50M>	5.5	1 3 8
95001-55xxx-6x	95001-55001-60M <95001-55003-60M> <95001-55008-60M>	5.5	1 3 8
95001-75xxx-2x	95001-75001-50M <95001-75003-50M>	7.5	1 3
95001-75xxx-3x	95001-75001-60M <95001-75003-60M> <95001-75008-60M>	7.5	1 3 8
95001-75xxx-4x	95001-75001-60M <95001-75003-60M> <95001-75008-60M>	7.5	1 3 8
95001-75xxx-5x	95001-75001-50M <95001-75003-50M>	7.5	1 3
95001-75xxx-6x	95001-75001-60M <95001-75003-60M> <95001-75008-60M>	7.5	1 3 8
95001-80xxx-2x	95001-80001-50M	8.0	1
95001-80xxx-3x	95001-80001-60M	8.0	1
95001-80xxx-4x	95001-80001-60M	8.0	1
95001-80xxx-5x	95001-80001-50M	8.0	1
95001-80xxx-6x	95001-80001-60M	8.0	1

Vinyl tube				
Standard part No.	Bulk part No.	Bulk part		
		Inner dia- meter (mm)	Outer dia-meter (mm)	Length (m)
95003-01xxx-3x	95003-01001-60M <95003-01003-60M>	2.9	6.8	1 3
95003-01xxx-60	95003-01001-60M <95003-01003-60M>	2.9	6.8	1 3
95003-03xxx-3x	95003-03001-60M <95003-03003-60M>	3.0	6.0	1 3
95003-03xxx-60	95003-03001-60M <95003-03003-60M>	3.0	6.0	1 3
95003-05xxx-3x	95003-05001-60M <95003-05003-60M> <95003-05008-60M>	3.5	6.5	1 3 8
95003-05xxx-60	95003-05001-60M <95003-05003-60M> <95003-05008-60M>	3.5	6.5	1 3 8
95003-07xxx-1x	95003-07001-10M <95003-07003-10M> <95003-07008-10M>	4.0	7.0	1 3 8
95003-07xxx-20	95003-07001-10M <95003-07003-10M> <95003-07008-10M>	4.0	7.0	1 3 8
95003-07xxx-3x	95003-07001-60M <95003-07003-60M> <95003-07008-60M>	4.0	7.0	1 3 8
95003-07xxx-60	95003-07001-60M <95003-07003-60M> <95003-07008-60M>	4.0	7.0	1 3 8
95003-07xxx-7x	95003-07001-70M <95003-07003-70M> <95003-07008-70M>	4.0	7.0	1 3 8
95003-08xxx-1x	95003-08001-10M <95003-08003-10M> <95003-08008-10M>	4.5	6.5	1 3 8
95003-09xxx-3x	95003-09001-60M <95003-09003-60M>	4.5	8.0	1 3
95003-09xxx-60	95003-09001-60M <95003-09003-60M>	4.5	8.0	1 3
95003-10xxx-1x	95003-10001-10M <95003-10003-10M>	5.0	8.0	1 3
95003-10xxx-20	95003-10001-10M <95003-10003-10M>	5.0	8.0	1 3
95003-10xxx-3x	95003-10001-60M <95003-10003-60M>	5.0	8.0	1 3
95003-10xxx-60	95003-10001-60M <95003-10003-60M>	5.0	8.0	1 3
95003-11xxx-3x	95003-11001-60M <95003-11003-60M> <95003-11008-60M>	5.0	9.0	1 3 8
95003-11xxx-60	95003-11001-60M <95003-11003-60M> <95003-11008-60M>	5.0	9.0	1 3 8
95003-12xxx-1x	95003-12001-10M <95003-12003-10M> <95003-12008-10M>	5.0	7.0	1 3 8
95003-12xxx-20	95003-12001-10M <95003-12003-10M> <95003-12008-10M>	5.0	7.0	1 3 8

Vinyl tube				
Standard part No.	Bulk part No.	Bulk part		
		Inner dia- meter (mm)	Outer dia-meter (mm)	Length (m)
95003-14xxx-1x	95003-14001-10M <95003-14003-10M>	6.0	9.0	1 3
95003-14xxx-20	95003-14001-10M <95003-14003-10M>	6.0	9.0	1 3
95003-14xxx-3x	95003-14001-60M <95003-14003-60M>	6.0	9.0	1 3
95003-17xxx-1x	95003-17001-10M <95003-17003-10M>	7.0	9.0	1 3
95003-19xxx-1x	95003-19001-10M <95003-19003-10M> <95003-19008-10M>	7.0	11.0	1 3 8
95003-19xxx-20	95003-19001-10M <95003-19003-10M> <95003-19008-10M>	7.0	11.0	1 3 8
95003-19xxx-3x	95003-19001-60M <95003-19003-60M> <95003-19008-60M>	7.0	11.0	1 3 8
95003-19xxx-60	95003-19001-60M <95003-19003-60M> <95003-19008-60M>	7.0	11.0	1 3 8
95003-21xxx-1x	95003-21001-10M <95003-21003-10M>	8.0	9.0	1 3
95003-21xxx-20	95003-21001-10M <95003-21003-10M>	8.0	9.0	1 3
95003-23xxx-1x	95003-23001-10M <95003-23003-10M>	8.0	12.0	1 3
95003-23xxx-20	95003-23001-10M <95003-23003-10M>	8.0	12.0	1 3
95003-23xxx-3x	95003-23001-60M <95003-23003-60M> <95003-23008-60M>	8.0	12.0	1 3 8
95003-23xxx-60	95003-23001-60M <95003-23003-60M> <95003-23008-60M>	8.0	12.0	1 3 8
95003-25xxx-1x	95003-25001-10M <95003-25003-10M>	9.0	11.0	1 3
95003-25xxx-20	95003-25001-10M <95003-25003-10M>	9.0	11.0	1 3
95003-25xxx-3x	95003-25001-60M <95003-25003-60M>	9.0	11.0	1 3
95003-25xxx-7x	95003-25001-70M <95003-25003-70M>	9.0	11.0	1 3
95003-27xxx-1x	95003-27001-10M <95003-27003-10M>	9.0	13.0	1 3
95003-27xxx-20	95003-27001-10M <95003-27003-10M>	9.0	13.0	1 3
95003-27xxx-3x	95003-27001-60M <95003-27003-60M>	9.0	13.0	1 3
95003-27xxx-60	95003-27001-60M <95003-27003-60M>	9.0	13.0	1 3
95003-33xxx-1x	95003-33001-10M <95003-33003-10M>	10.0	14.0	1 3
95003-33xxx-20	95003-33001-10M <95003-33003-10M>	10.0	14.0	1 3

Vinyl tube				
Standard part No.	Bulk part No.	Bulk part		
		Inner dia- meter (mm)	Outer dia-meter (mm)	Length (m)
95003-36xxx-1x	95003-36001-10M <95003-36003-10M> <95003-36008-10M>	11.0	13.0	1 3 8
95003-36xxx-20	95003-36001-10M <95003-36003-10M> <95003-36008-10M>	11.0	13.0	1 3 8
95003-37xxx-3x	95003-37001-60M <95003-37003-60M>	11.0	15.0	1 3
95003-37xxx-60	95003-37001-60M <95003-37003-60M>	11.0	15.0	1 3
95003-38xxx-1x	95003-38001-10M <95003-38003-10M>	12.0	13.0	1 3
95003-38xxx-20	95003-38001-10M <95003-38003-10M>	12.0	13.0	1 3
95003-39xxx-1x	95003-39001-10M <95003-39003-10M>	12.0	14.0	1 3
95003-39xxx-20	95003-39001-10M <95003-39003-10M>	12.0	14.0	1 3
95003-40xxx-20	95003-40001-10M <95003-40003-10M>	12.0	16.0	1 3
95003-40xxx-3x	95003-40001-60M <95003-40003-60M>	12.0	16.0	1 3
95003-40xxx-60	95003-40001-60M <95003-40003-60M>	12.0	16.0	1 3
95003-43xxx-1x	95003-43001-10M <95003-43003-10M> <95003-43008-10M>	13.0	15.0	1 3 8
95003-43xxx-20	95003-43001-10M <95003-43003-10M> <95003-43008-10M>	13.0	15.0	1 3 8
95003-45xxx-1x	95003-45001-10M <95003-45003-10M> <95003-45008-10M>	14.0	18.0	1 3 8
95003-45xxx-20	95003-45001-10M <95003-45003-10M> <95003-45008-10M>	14.0	18.0	1 3 8
95003-50xxx-1x	95003-50001-10M <95003-50003-10M>	16.0	19.0	1 3
95003-50xxx-20	95003-50001-10M <95003-50003-10M>	16.0	19.0	1 3
95003-50xxx-3x	95003-50001-60M <95003-50003-60M>	16.0	19.0	1 3
95003-55xxx-1x	95003-55001-10M <95003-55003-10M>	17.5	20.5	1 3
95003-55xxx-20	95003-55001-10M <95003-55003-10M>	17.5	20.5	1 3
95003-60xxx-1x	95003-60001-10M <95003-60003-10M>	22.0	27.0	1 3
95003-60xxx-20	95003-60001-10M <95003-60003-10M>	22.0	27.0	1 3
95003-60xxx-3x	95003-60001-60M <95003-60003-60M>	22.0	27.0	1 3
95003-60xxx-60	95003-60001-60M <95003-60003-60M>	22.0	27.0	1 3

General purpose hoses			
Standard part No.	Bulk part No.	Bulk part	
		Inner diameter (mm)	Length (m)
95005-11xxx-3x	95005-11001-30M	11.0	1
95005-11xxx-5x	95005-11001-50M	11.0	1
95005-12xxx-1x	95005-12001-10M <95005-12003-10M>	12.0	1 3
95005-12xxx-2x	95005-12001-20M	12.0	1
95005-12xxx-3x	95005-12001-30M	12.0	1
95005-12xxx-5x	95005-12001-50M	12.0	1
95005-14xxx-1x	95005-14001-10M	14.0	1
95005-14xxx-2x	95005-14001-20M <95005-14003-20M>	14.0	1 3
95005-14xxx-3x	95005-14001-30M	14.0	1
95005-14xxx-5x	95005-14001-50M	14.0	1
95005-17xxx-1x	95005-17001-10M	17.0	1
95005-17xxx-2x	95005-17001-20M	17.0	1
95005-17xxx-3x	95005-17001-30M	17.0	1
95005-17xxx-5x	95005-17001-50M	17.0	1
95005-30xxx-3x	95005-30001-30M	3.0	1
95005-30xxx-5x	95005-30001-50M	3.0	1
95005-35xxx-1x	95005-35001-10M <95005-35003-10M> <95005-35008-10M>	3.5	1 3 8
95005-35xxx-2x	95005-35001-20M	3.5	1
95005-35xxx-3x	95005-35001-30M	3.5	1
95005-35xxx-4x	95005-35001-10M <95005-35003-10M> <95005-35008-10M>	3.5	1 3 8
95005-35xxx-5x	95005-35001-50M	3.5	1
95005-45xxx-1x	95005-45001-10M <95005-45003-10M> <95005-45008-10M>	4.5	1 3 8
95005-45xxx-2x	95005-45001-20M	4.5	1
95005-45xxx-3x	95005-45001-30M	4.5	1

General purpose hoses			
Standard part No.	Bulk part No.	Bulk part	
		Inner diameter (mm)	Length (m)
95005-45xxx-4x	95005-45001-10M <95005-45003-10M> <95005-45008-10M>	4.5	1 3 8
95005-45xxx-5x	95005-45001-50M	4.5	1
95005-50xxx-3x	95005-50001-30M <95005-50003-30M>	5.0	1 3
95005-50xxx-5x	95005-50001-50M	5.0	1
95005-55xxx-1x	95005-55001-10M <95005-55003-10M> <95005-55008-10M>	5.3	1 3 8
95005-55xxx-2x	95005-55001-20M <95005-55003-20M>	5.3	1 3
95005-55xxx-4x	95005-55001-10M <95005-55003-10M> <95005-55008-10M>	5.3	1 3 8
95005-65xxx-1x	95005-65001-10M <95005-65003-10M>	6.5	1 3
95005-65xxx-2x	95005-65001-20M	6.5	1
95005-70xxx-3x	95005-70001-30M <95005-70003-30M>	7.0	1 3
95005-70xxx-5x	95005-70001-50M	7.0	1
95005-75xxx-1x	95005-75001-10M <95005-75003-10M>	7.3	1 3
95005-75xxx-2x	95005-75001-20M	7.3	1
95005-80xxx-1x	95005-80001-10M <95005-80003-10M>	8.0	1 3
95005-80xxx-2x	95005-80001-20M	8.0	1
95005-80xxx-3x	95005-80001-30M	8.0	1
95005-80xxx-5x	95005-80001-50M	8.0	1
95005-91xxx-3x	95005-91001-30M	12.0	1
95005-91xxx-5x	95005-91001-50M	12.0	1
95005-92xxx-3x	95005-92001-30M	12.0	1
95005-92xxx-5x	95005-92001-50M	12.0	1

NOTE: X is displayed to represent the omitted numerals and letters of the roman alphabet.

⊙ **CAUTION: It is DANGEROUS to confuse the fuel hose with the general purpose hose or vinyl hose.**

Never use a general purpose hose or vinyl hose in place of a fuel hose or vice versa. Always use the correct bulk part in the parts catalogue, according to the service manual or the instructions issued with the bulk part.

• Bulk part number of fuel hose, general purpose hose and vinyl hose.

(Example)

9 5 0 0 1 - 7 5 0 0 1 - 5 0 M

Bulk part number: Refers to the bulk part.

Marking code (hose type): (fuel hose and general purpose hose)

Change code (for added hose): (Vinyl hose)

- Indicates number mark or change sequence, however, the code for the bulk part must be strictly 0 (zero).

Types of code:

- Fuel hose
 - 2: Red outside braid (3 mm inside dia. only)
 - 5: Black inside braid
 - 3: Red (3 mm inside dia. only)
 - 4: Ash gray with red stripe (3 mm inside dia. only)
 - 6: Black
- Vinyl hose
 - 1: Clear
 - 2: Black
 - 3: Light red
 - 6: Light red
 - 7: Pale black
- General hose
 - 1: Ash gray
 - 2: Ash gray
 - 3: Black
 - 5: Black

Lengths: 001: 1 m (standard)
003: 3 m
008: 8 m

I.D code: (fuel hose and general purpose hose)

- 30: 3.0 mm
- 35: 3.5 mm
- 45: 4.5 mm
- 50: 5.0 mm
- 55: 5.3 mm, 5.5 mm
- 65: 6.5 mm
- 70: 7.0 mm
- 75: 7.3 mm, 7.5 mm
- 80: 8.0 mm
- 11: 11 mm
- 91: 12 mm (outside dia. 15) mm
- 92: 12 mm (outside dia. 16) mm
- 12: 12 mm (outside dia. 17) mm
- 14: 14 mm
- 17: 17 mm

ID./OD. code: (vinyl hose)

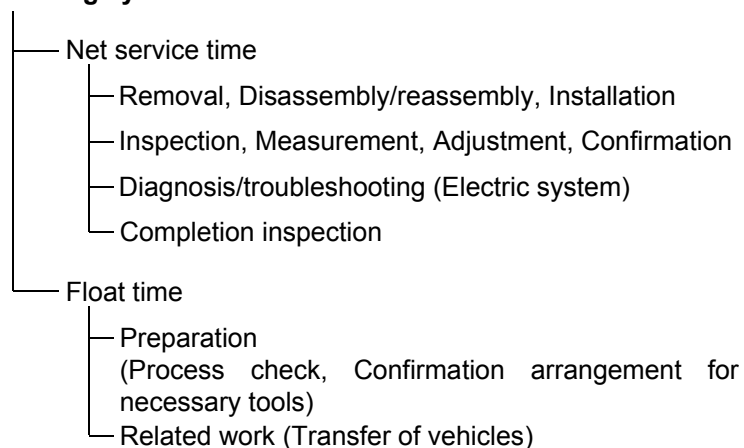
- 01: ID. 2.9, OD. 6.8 mm
- 03: ID. 3.0, OD. 6.0 mm
- 05: ID. 3.5, OD. 6.5 mm
- 07: ID. 4.0, OD. 7.0 mm
- 08: ID. 4.5, OD. 6.5 mm
- 09: ID. 4.5, OD. 8.0 mm
- 12: ID. 5.0, OD. 7.0 mm
- 10: ID. 5.0, OD. 8.0 mm
- 11: ID. 5.0, OD. 9.0 mm
- 14: ID. 6.0, OD. 9.0 mm
- 17: ID. 7.0, OD. 9.0 mm
- 19: ID. 7.0, OD. 11.0 mm
- 21: ID. 8.0, OD. 9.0 mm
- 23: ID. 8.0, OD. 12.0 mm
- 25: ID. 9.0, OD. 11.0 mm
- 27: ID. 9.0, OD. 13.0 mm
- 33: ID. 10.0, OD. 14.0 mm
- 36: ID. 11.0, OD. 13.0 mm
- 37: ID. 11.0, OD. 15.0 mm
- 38: ID. 12.0, OD. 13.0 mm
- 39: ID. 12.0, OD. 14.0 mm
- 40: ID. 12.0, OD. 16.0 mm
- 43: ID. 13.0, OD. 15.0 mm
- 45: ID. 14.0, OD. 18.0 mm
- 50: ID. 16.0, OD. 19.0 mm
- 55: ID. 17.5, OD. 20.5 mm
- 60: ID. 22.0, OD. 27.0 mm

Hose type: 1: Fuel hose
3: Vinyl hose
5: General hose

FLAT RATE SERVICE TIME

Flat rate service time (FRT) means the standard time required to service a MC, which is listed in this manual to help the dealers control the actual working process and calculate the service charge by using it as a guide.

FRT setting system



* Float time is set by multiplying the net service time by a given coefficient.

Editorial style

The service items shown in the text are listed with the exchange work time for the repair sales parts as the subject. Other representative service items not using repair parts (removal/installation, adjustment, inspection/measuring, and other work) are listed collectively in the list in the preface, classified according to the work.

FRT setting standard

- Decimal system (in unit of 0.1) is adopted to set FRT as it is convenient to calculate the wage.
Example: (0.1) → 6 minutes, (0.2) → 12 minutes
[Labor cost per hour] x [FRT] = [Wage]
- FRT is set with a hand tool.
- Service items and FRT can be subject to change depending on development of tools and service equipment and improvement in service procedure.

Work procedure

- As the work procedure is set with the work time according to the method in the separate Service Manual, refer to this Manual as required.
- Work methods permitting servicing in the shortest time still permitting assurance of safe work and product warranty are used for the setting of service items not listed in the Service Manual.
- Work basically is to be performed by one person, and when two or more people are required, setting is done as the total time for the number of people.
- The set value for the technological level of the workers uses a person with three years of experience in the repair of Honda vehicles as the standard.
- Special tools and service equipment used to set FRT are those specified or recommended in Service Manual.

Service item whose FRT is not presented

- Accessories and service parts that are not listed to use in this manual.
 - Locations with little aging deterioration or breakage during normal use.
 - Service work that can be finished by one touch.
 - Service work that is seldom done (i.e. extremely small causes of trouble and service frequency).
- * When FRT is not presented, please calculate wages based on appropriate actual work time

Operation not included of FRT

- Oil and coolant water draining, Waiting time for warming up operation and etc..
- Additional operation that involves removal/installation of standard exterior equipment.
- Indirect time spent for service by visiting the customer, trade-in, and delivery of a MC.
- Indirect time required for ordering and delivery of parts.
- Cost for grease, adhesive agent, etc. used for service work.

1

Explanation of FRT by using an example
(The example may differ from the actual presented items)

Ref. No.	L.O.N.	Description	F.R.T.
①	111118	CAMSHAFT 4.5	②
③	111118A	Replace rocker arm add 1.0	⑤

- ① Reference No. of the illustration of part that shows location of the replacement work.
- ② FRT is an abbreviation of Flat Rate Time indicating the standard service time required for the replacement.
- ③ LON is an abbreviation of Labor Operation Number, and it is a classification of the service items by the work unit code.

The same operation code is used regardless of the models.

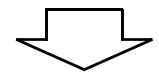
Standard operation is indicated with 6 digits code, and additional operation is indicated with 7 digits code.
- ④ Indicating the camshaft replacement and FRT4.5.
- ⑤ Indicating FRT1.0 that will be added when additional operation (replace rocker arm) is done in association with camshaft replacement.

- ⑥ Indicating work contents that are included in the service item.
- ⑦ Indicating a reference No. whose operation and time are the same as FRT4.5 for the camshaft.

(The application range is limited to the service items without an LON setting within a same block.)

How to refer to the service item by using the sample
(camshaft replacement)

Open to the page of the block where the camshaft's spare part illustration is shown.



Look for the camshaft illustration, and refer to the service item and FRT that agree with the reference No.

Indication mark for the listing of service items that continues to the following page

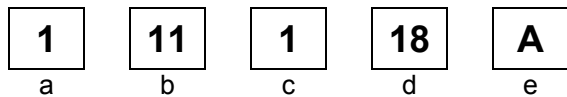
Ref. No.	L.O.N.	(Relative ref. Number) Description	F.R.T.
2	111118	CAMSHAFT	4.5
	.	.	.
	.	.	.

+
Mark indicated at the last line.

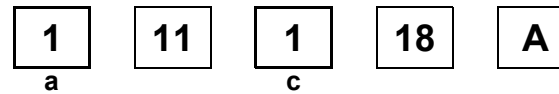
Indication of the block with no setting of FRT

Ref. No.	L.O.N.	(Relative ref. Number) Description	F.R.T.
NO INFORMATION			

• LON code system



- a) Category code..... Engine
- b) Location/function code Engine upper
- c) Operation code..... Replace
- d) Operation sequence number (Unit code can be shown with alphabet) camshaft (No regular rule of code)
- e) Additional code replace rocker arm (No regular rule of code)



a) Category codes and classification

Code	Category
1	Engine
2	Transmission
3	Fuel & Exhaust
4	Frame & Body
5	Steering/Suspension
6	Electrical
7	Wheels/Brakes
8	Controls/instrument
9	-
0	-

c) Operation codes and classification

Code	Operation category
1	Replace, Removal/Installation, Change
2	Overhaul
3	Adjust, Balance
4	(Paint-related work: Top-coat)
5	Test, Inspect/diagnose, Measurement, Check
6	(Overhaul-related work: Rebore)
7	(Overhaul-related work: Reseal)
8	(Resurface)
9	(Paint-related work: Refinish)
0	Repair, Cleaning, Air bleeding

Major service items without using spare parts

(1) Removal/Installation, (2) Adjustment,
(3) Inspection/M Measurement, (5) Other work

E: Engine, F: Frame

* OPERATIONS OTHER THAN REPLACING PARTS

(1) Removal and installation

Set for the configuration with the parts removed from the vehicle.

	LON	DESCRIPTION	FRT
E	1101E5	TILTING ENGINE ASSEMBLY-REMOVAL/INSTALLATION INCLUDES: All necessary adjustment	3.5
	1111K0	CYLINDER HEAD ASSEMBLY-REMOVAL/INSTALLATION INCLUDES: Engine removal and installation	4.1
	3111D5	THROTTLE BODY ASSEMBLY-REMOVAL/INSTALLATION	1.3
	1101E6	CRANKCASE SEPARATION INCLUDES: Engine removal and installation	5.9
F	1151E6	RADIATOR ASSEMBLY-REMOVAL/INSTALLATION	0.9

(2) Adjustment

	LON	DESCRIPTION	FRT
E	2123A0	CLUTCH-ADJUSTMENT INCLUDES: Clutch lever adjustment	0.1
	6143A1	SPARK PLUG-ADJUSTMENT/CLEANING NOTE: For 1 vehicle	0.9
	1113A0	VALVE CLEARANCE-ADJUSTMENT NOTE: For 1 vehicle	1.8
F	6163A0	HEADLIGHT-AIMING	0.1
	2133A0	DRIVE CHAIN-ADJUSTMENT	0.1
	7103A1	FRONT WHEEL-BALANCE	0.6
	7103A2	REAR WHEEL-BALANCE	0.7

F	3113A3	THROTTLE OPERATION-ADJUSTMENT	0.1
---	--------	--------------------------------------	-----

(3) Inspection, Measurement

	LON	DESCRIPTION	FRT
E	1115A0	COMPRESSION PRESSURE-MEASUREMENT	0.9
	6145A0	IGNITION TIMING-INSPECTION	0.8
F	6105A0	BATTERY-CHECKING OF ELECTROLYTE LEVEL & CHARGE	0.2

(5) Other work

	LON	DESCRIPTION	FRT
E	1130A2	OIL STRAINER-CLEANING	1.0
F	7110A0	FRONT BRAKE-AIR BLEEDING	0.2
	7110A1	REAR BRAKE-AIR BLEEDING	0.2
	1151E7	RADIATOR COOLANT-CHANGE	0.5
	6145A2	HISS MEMORIZATION	0.3

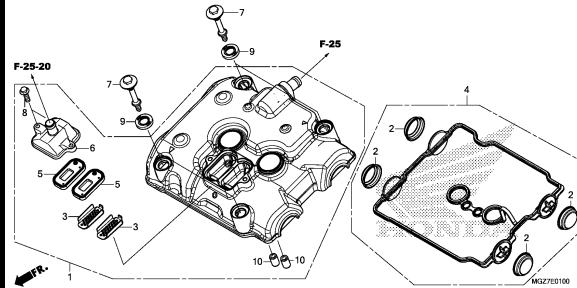
ENGINE GROUP

C 3

E-1

CYLINDER HEAD COVER

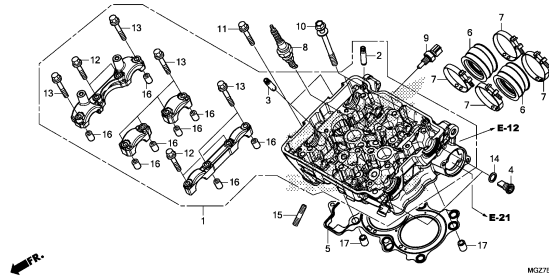
D 1



E-2

CYLINDER HEAD

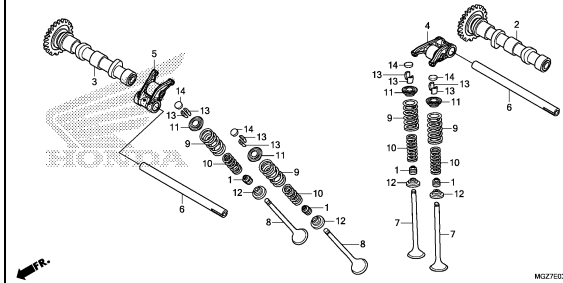
D 2



E-3

CAMSHAFT/VALVE

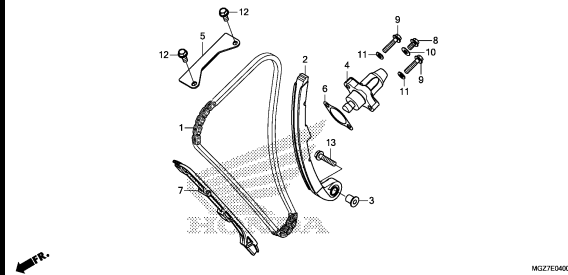
D 4



E-4

CAM CHAIN/TENSIONER

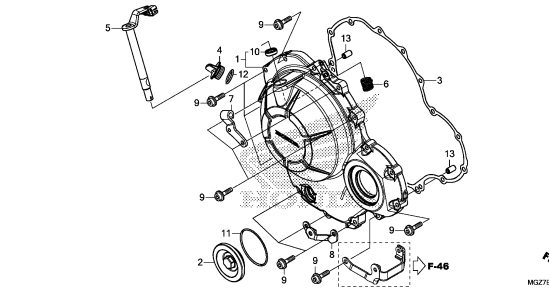
D 7



E-6

RIGHT CRANKCASE COVER

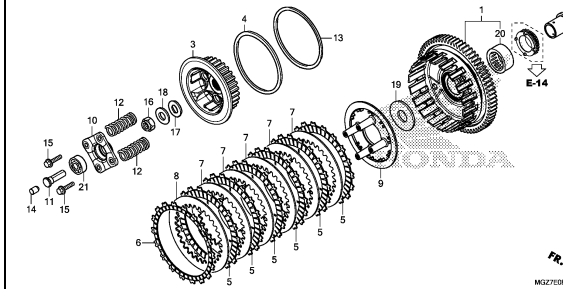
D 8



E-8

CLUTCH

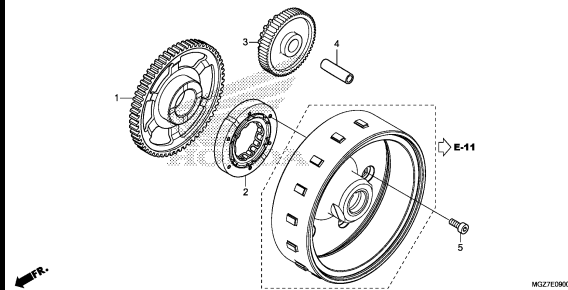
D 9



E-9

STARTING CLUTCH

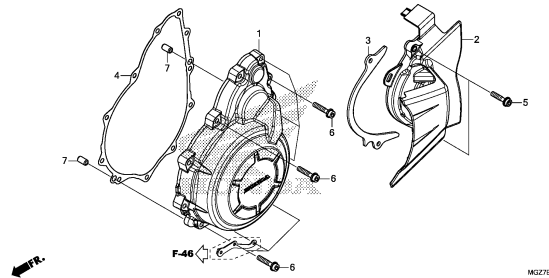
D10



E-10

A.C. GENERATOR COVER

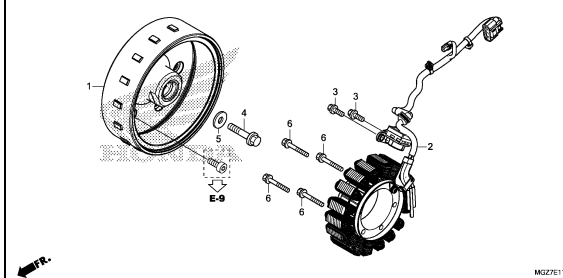
D11



E-11

GENERATOR

D12



2

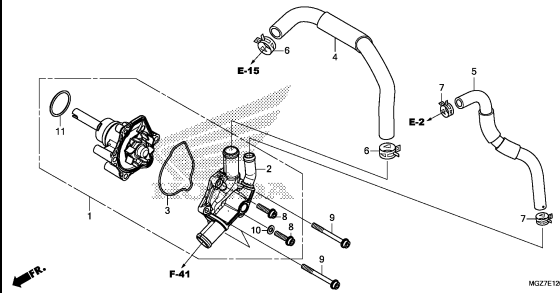
ENGINE GROUP

C 4

E-12

WATER PUMP

D13

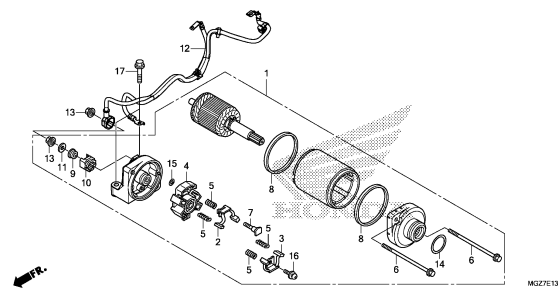


MGZ/E1200

E-13

STARTER MOTOR

D14

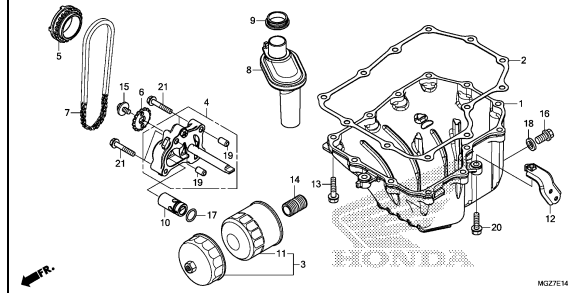


MGZ/E1300

E-14

OIL PAN/OIL PUMP

D15

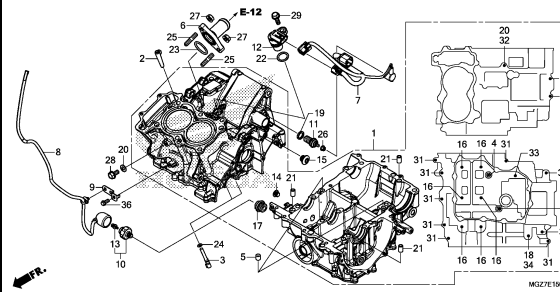


MGZ/E1400

E-15

CRANKCASE

D16

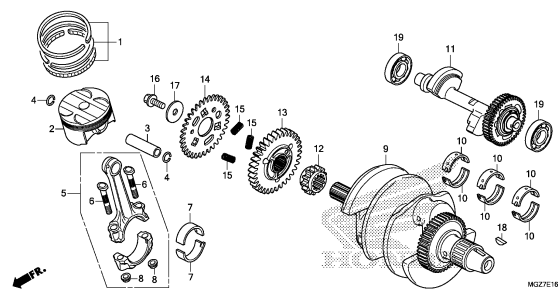


MGZ/E1600

E-16

CRANK SHAFT/PISTON

E 2

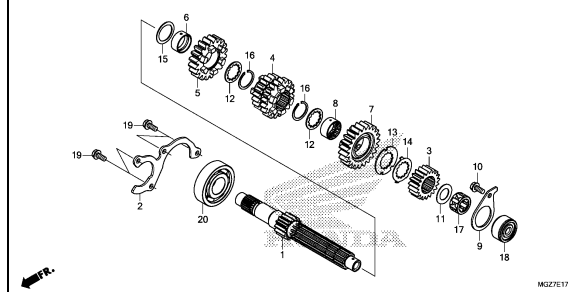


MGZ/E1600

E-17-10

TRANSMISSION(MAINSHAFT)

E 4

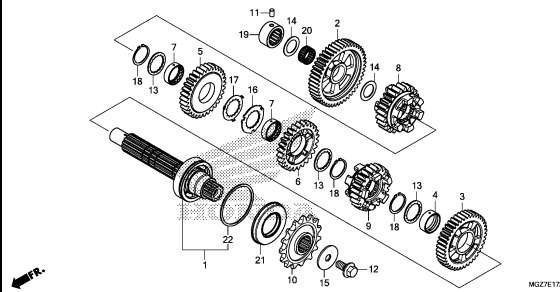


MGZ/E1710

E-17-20

TRANSMISSION(COUNTERSHAFT)

E 5

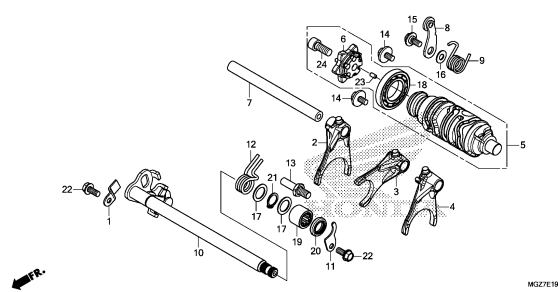


MGZ/E1720

E-19

GEARSHIFT DRUM

E 6

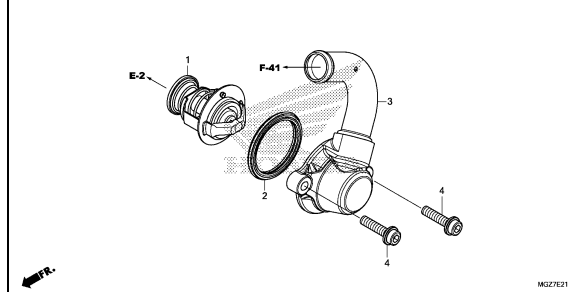


MGZ/E1900

E-21

THERMOSTAT

E 7



MGZ/E2100

2

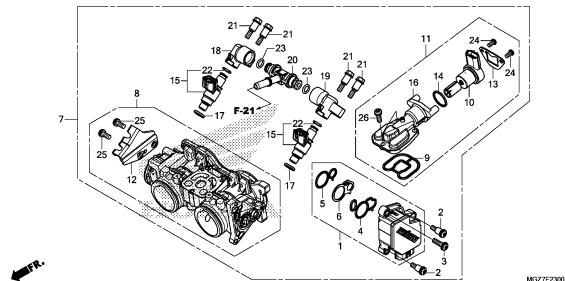
ENGINE GROUP

C 5

E-23

E 8

THROTTLE BODY



2

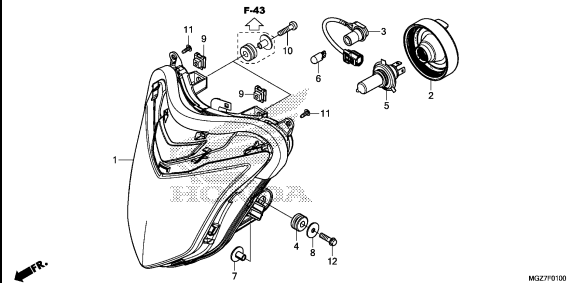
FRAME GROUP

C 6

F-1

HEADLIGHT

F 1

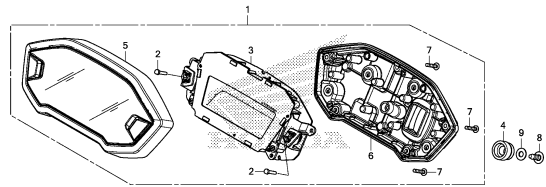


MOZ710100

F-2

METER

F 2

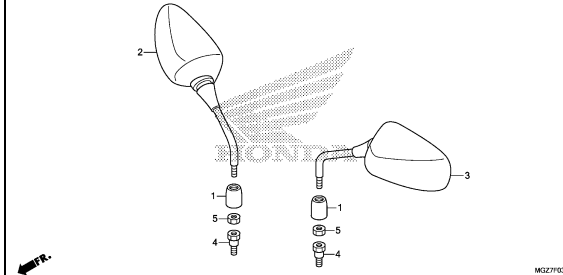


MOZ710200

F-3

MIRROR

F 3

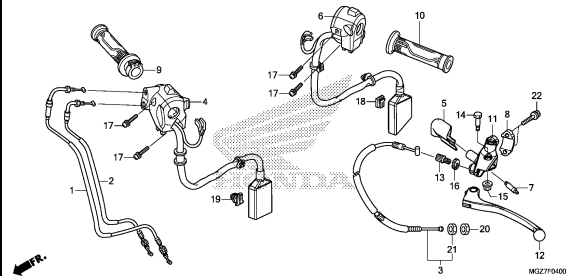


MOZ710300

F-4

HANDLE LEVER/SWITCH/CABLE

F 4

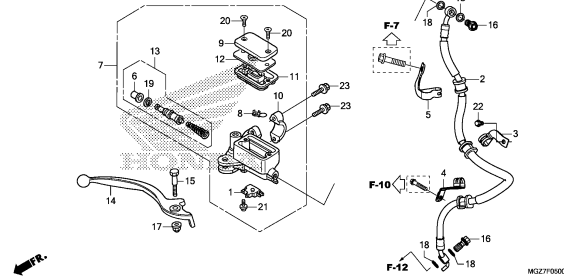


MOZ710400

F-5

FRONT BRAKE MASTER CYLINDER(STD)

F 5

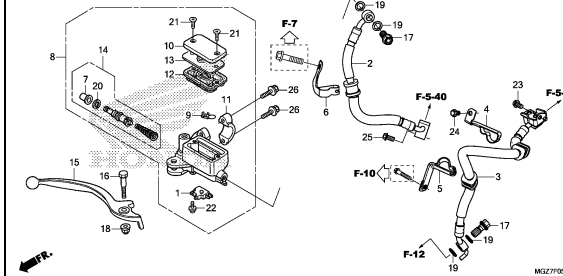


MOZ710500

F-5-10

FRONT BRAKE MASTER CYLINDER(ABS)

F 6

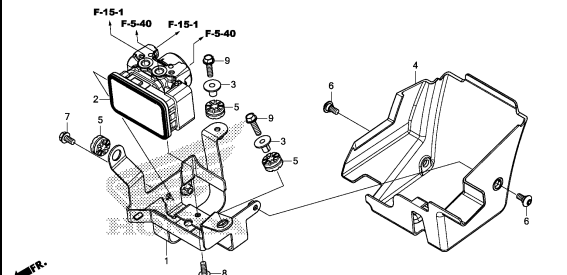


MOZ710610

F-5-20

ABS MODULATOR

F 8

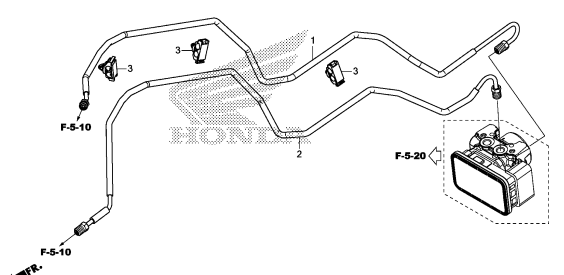


MOZ710520

F-5-40

BRAKE PIPE

F 9

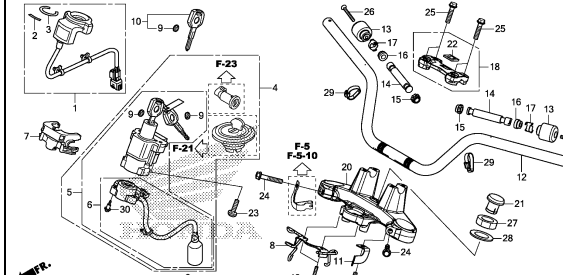


MOZ710540

F-7

HANDLE PIPE/TOP BRIDGE

F10



MOZ710700

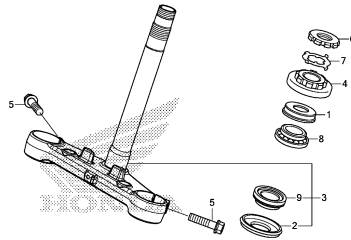
FRAME GROUP

C 7

F-9

STEERING STEM

F12

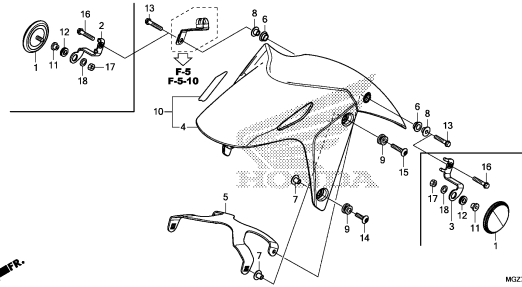


MOZ71000

F-10

FRONT FENDER

F13

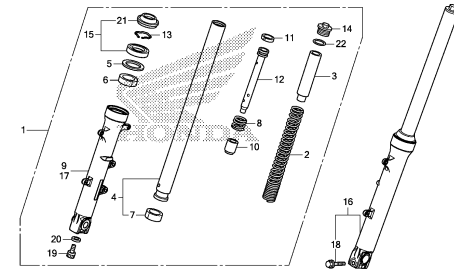


MOZ71100

F-11

FRONT FORK

F14

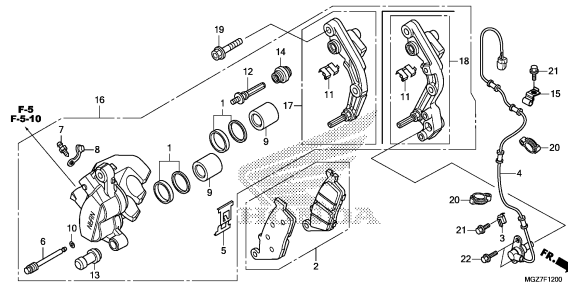


MOZ71100

F-12

FRONT BRAKE CALIPER

F15

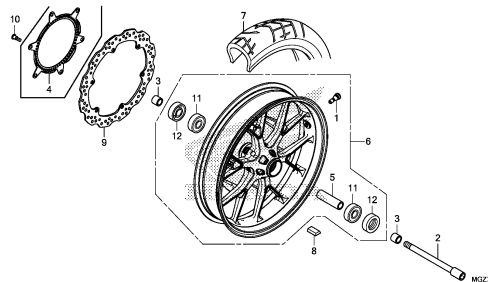


MOZ71100

F-14

FRONT WHEEL

F16

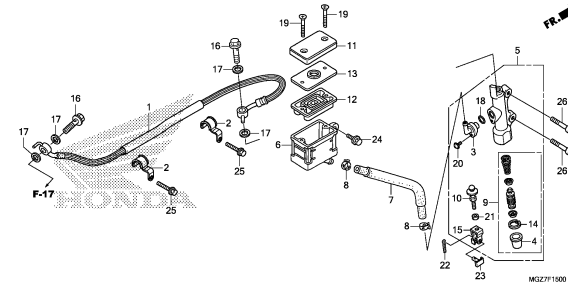


MOZ71400

F-15

REAR BRAKE MASTER CYLINDER(STD)

G 1

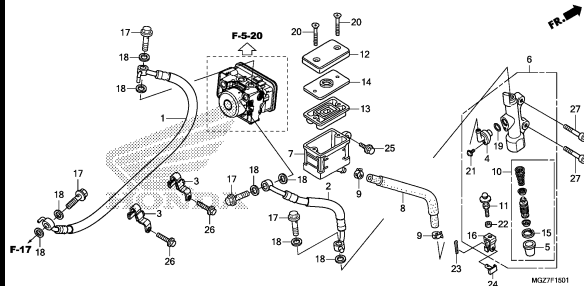


MOZ71500

F-15-1

REAR BRAKE MASTER CYLINDER(ABS)

G 3

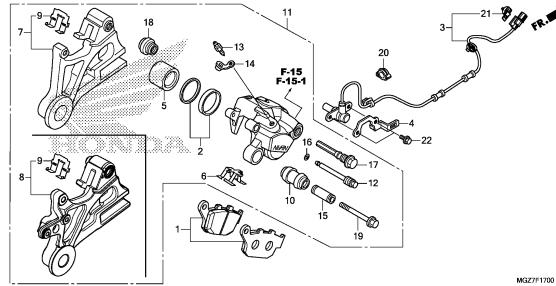


MOZ71501

F-17

REAR BRAKE CALIPER

G 5

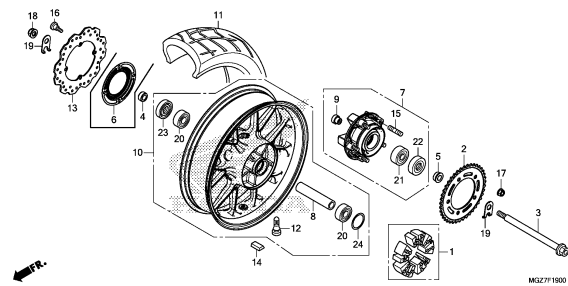


MOZ71700

F-19

REAR WHEEL

G 6



MOZ71800

3

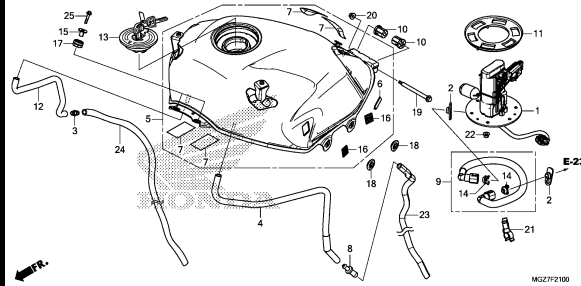
FRAME GROUP

C 8

F-21

FUEL TANK/FUEL PUMP

G 8

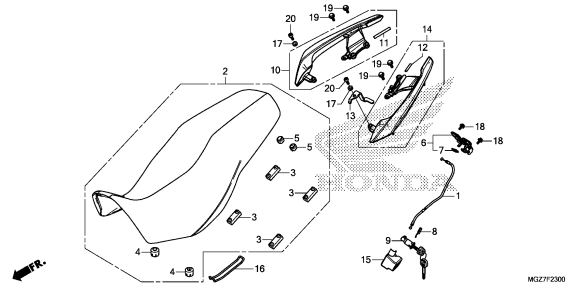


MOZ712100

F-23

SEAT/REAR GRIP

G10

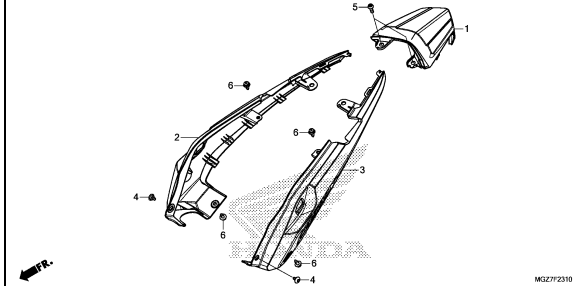


MOZ712300

F-23-10

REAR COWL

G11

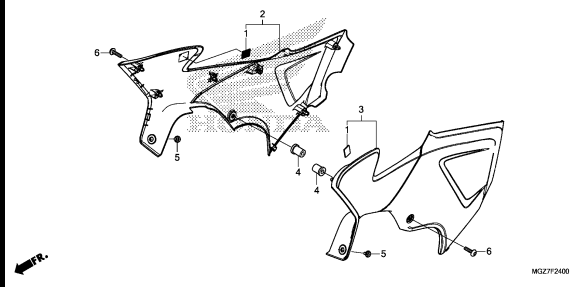


MOZ712310

F-24

SIDE COVER

G12

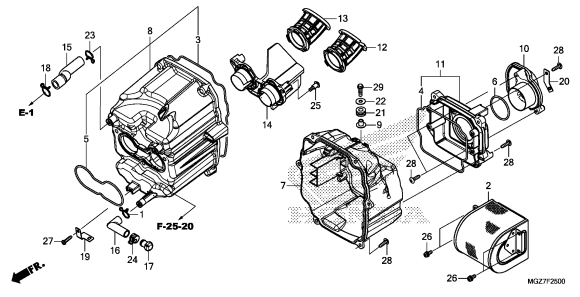


MOZ712400

F-25

AIR CLEANER

G13

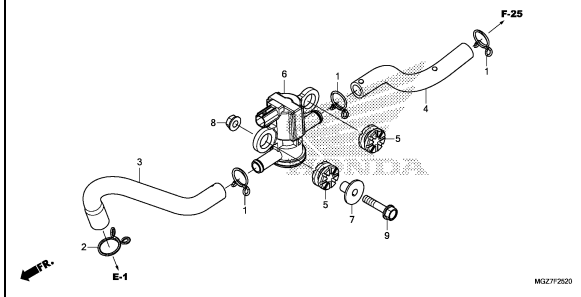


MOZ712600

F-25-20

AIR INJECTION SOLENOID VALVE

G15

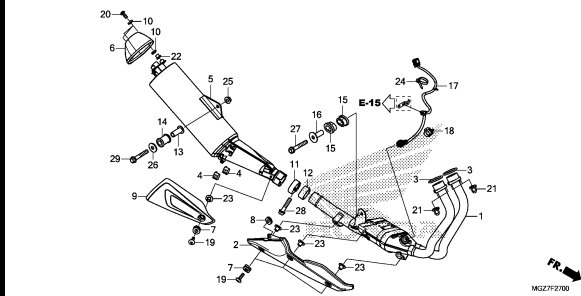


MOZ712620

F-27

EXHAUST MUFFLER

G16

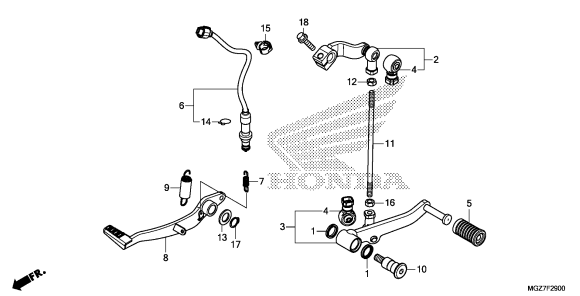


MOZ712700

F-29

PEDAL

H 2

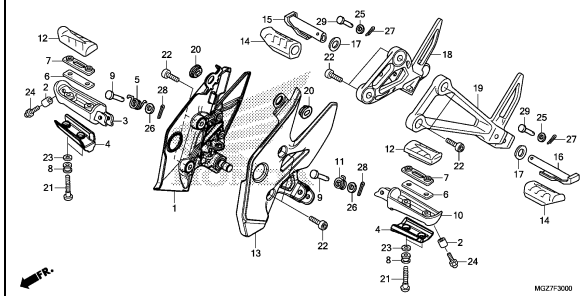


MOZ712900

F-30

STEP

H 3



MOZ713000

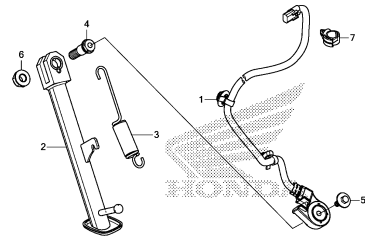
FRAME GROUP

C 9

F-31

STAND

H 5

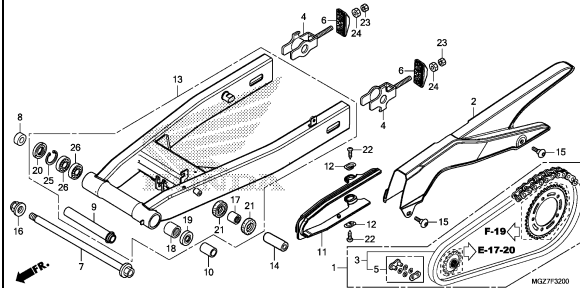


MOZ7F3100

F-32

SWINGARM

H 6

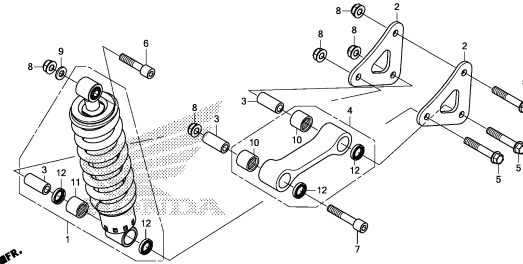


MOZ7F3200

F-33

REAR CUSHION

H 8

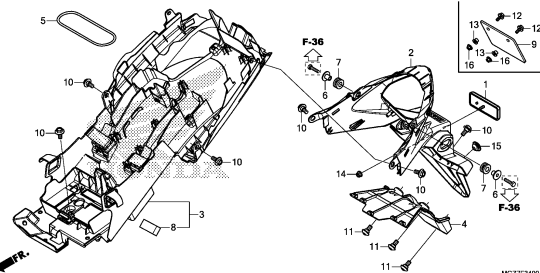


MOZ7F3300

F-34

REAR FENDER

H 9

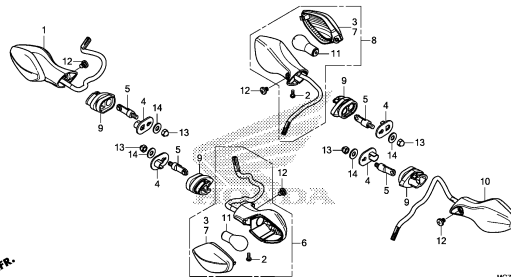


MOZ7F3400

F-35

WINKER

H10

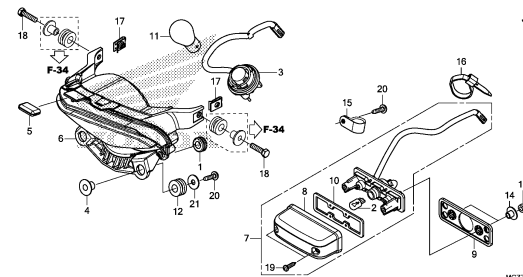


MOZ7F3500

F-36

TAILLIGHT

H11

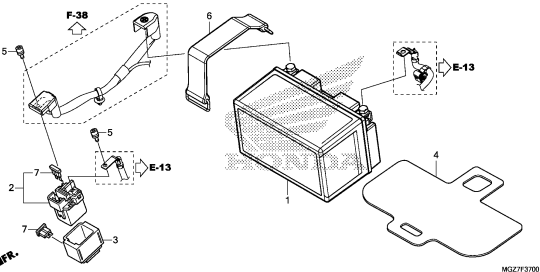


MOZ7F3600

F-37

BATTERY

H12

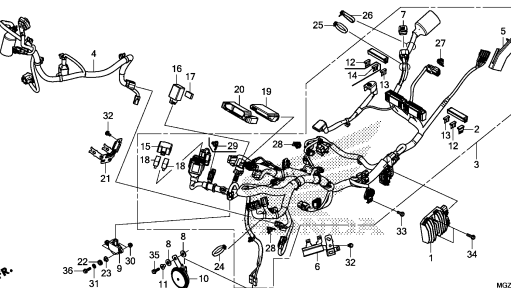


MOZ7F3700

F-38

WIRE HARNESS

H13

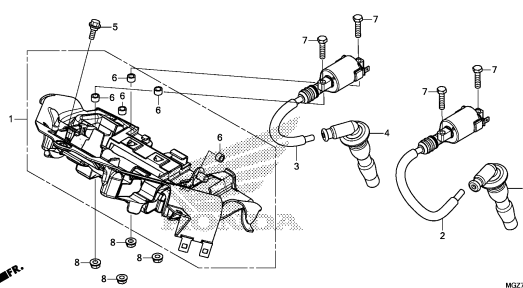


MOZ7F3800

F-38-20

IGNITION COIL

H15



MOZ7F3820

3

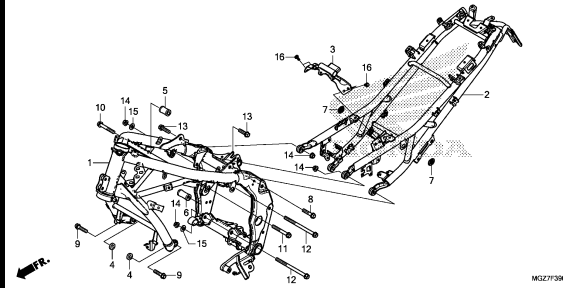
FRAME GROUP

C10

F-39

FRAME BODY

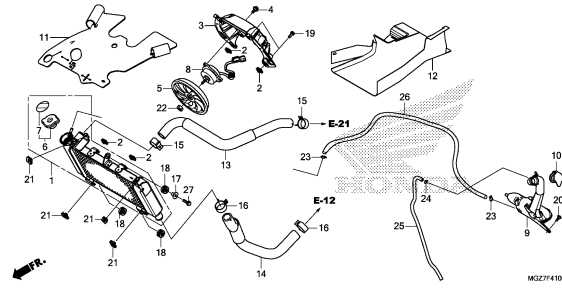
H16



F-41

RADIATOR

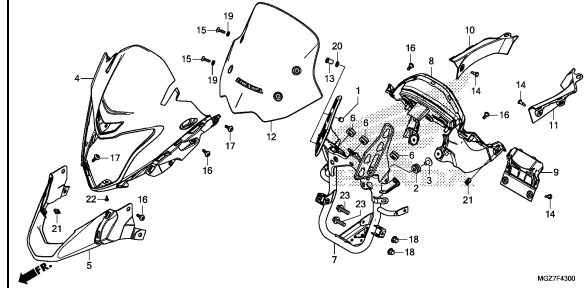
I 1



F-43

FRONT COWL

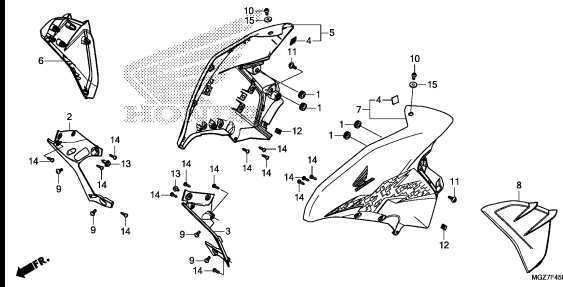
I 3



F-45

MIDDLE COWL

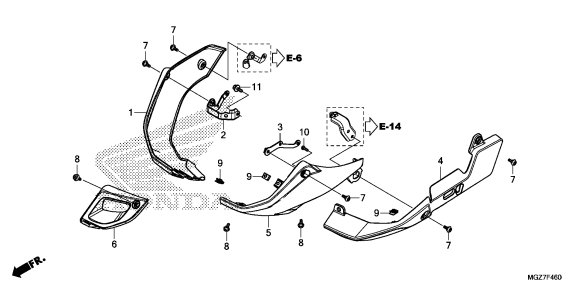
I 4



F-46

UNDER COWL

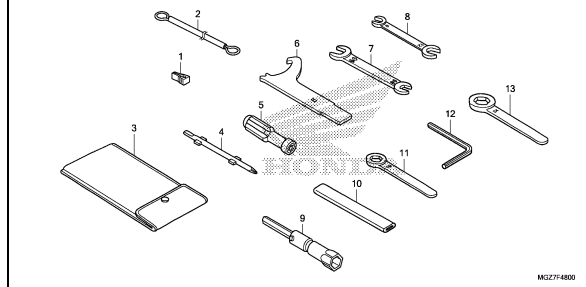
I 5



F-48

TOOLS

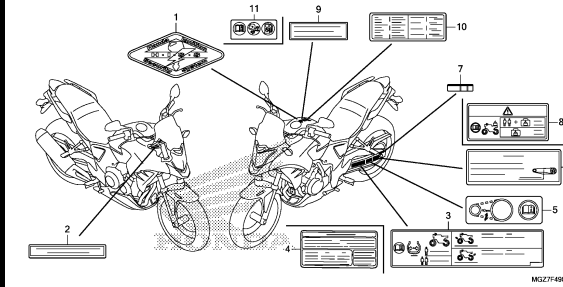
I 6



F-49

CAUTION LABEL

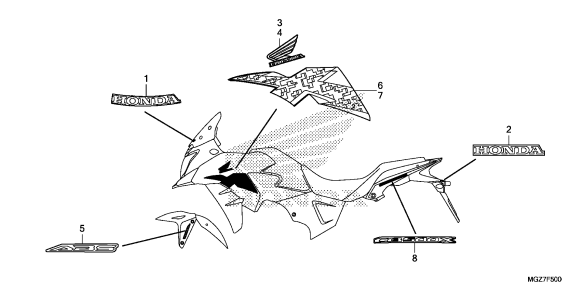
I 7



F-50

MARK

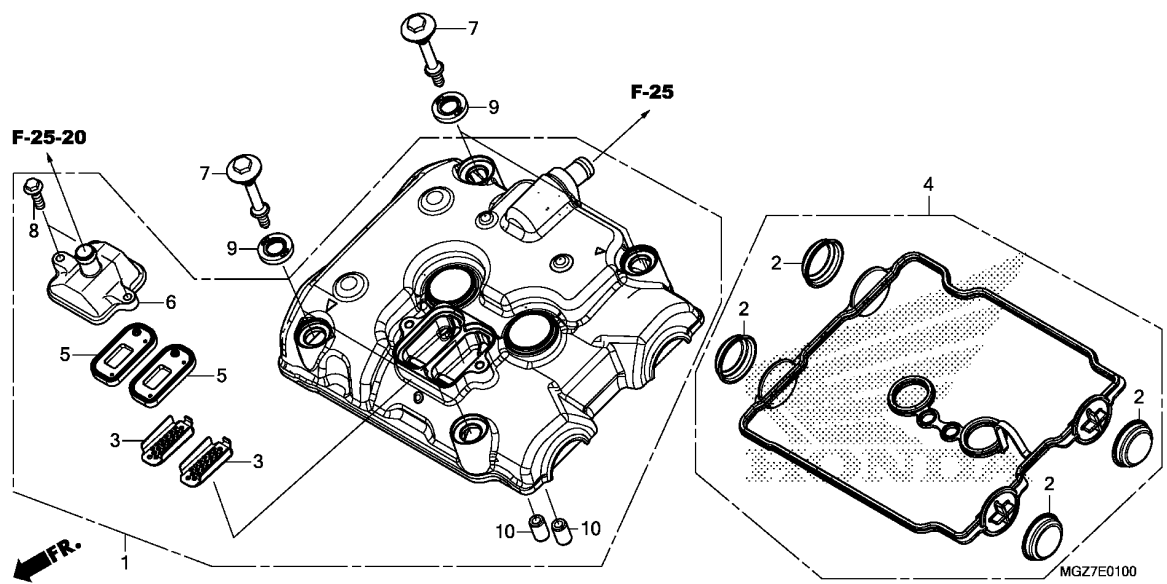
I 8



E-1

CYLINDER HEAD COVER

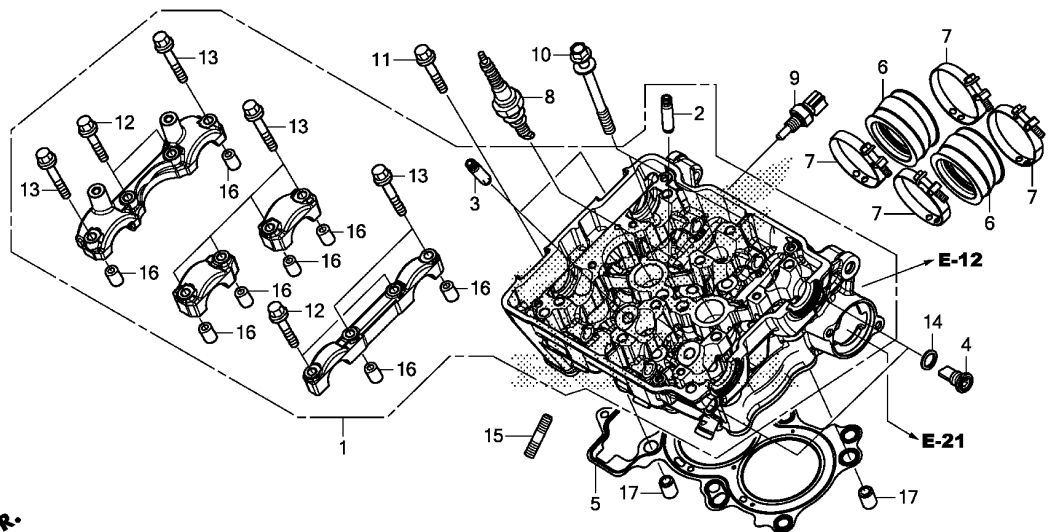
D 1



Ref. No.	L.O.N.	(Relative ref. Number) Description	F.R.T.
1	1111C4	COVER, CYLINDER HEAD	1.2
4	1111D2	GASKET, CYLINDER HEAD COVER ..	1.2
5		(3)	
	314125	VALVE, PAIR CHECK	0.9
.NOTE: Same time for two units			

Ref. No.	Part No.	Description	Reqd. QTY		Serial No.	Parts catalogue code
			CB500	XA		
1	12300-MGZ-J80	COVER ASSY., CYLINDER HEAD ..	1	1		
2	12331-MGZ-J00	CAP, CYLINDER HEAD COVER	4	4		
3	12341-MAT-750	PLATE, PORT(AI)	2	2		
4	12391-MGZ-J00	GASKET COMP., CYLINDER HEAD				
5	18601-KEA-741	VALVE COMP., REED(ARAI)	1	1		
6	18612-MGZ-J80	COVER, REED VALVE	2	2		
7	90002-MY5-850	BOLT, HEAD COVER	4	4		
8	90004-GHB-650	BOLT, FLANGE, 6X20(NSHF)	2	2		
9	90543-MV9-670	RUBBER, MOUNTING	4	4		
10	94301-10160	DOWEL PIN, 10X16	2	2		

2



MGZ7E0200

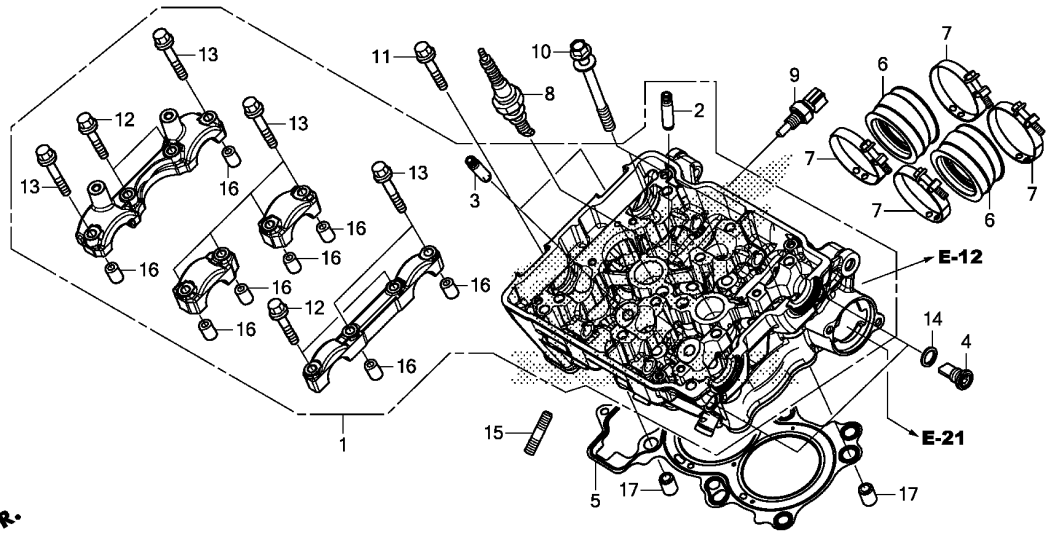
Ref. No.	L.O.N.	(Relative ref. Number) Description	F.R.T.
1	111106	HEAD, CYLINDERINCLUDES: Engine removal and installation .INCLUDES: Valve adjust and reface	6.3
2	1111L9	GUIDE, INTAKE VALVE(ONE)INCLUDES: Engine removal and installation .INCLUDES: Reaming .INCLUDES: Valve adjust and reface	5.0
	1111L9A	.Replace all intake valve guide add	0.9
3	1111M0	GUIDE, EXHAUST VALVE(ONE)INCLUDES: Engine removal and installation .INCLUDES: Reaming .INCLUDES: Valve adjust and reface	5.0
	1111M0A	.Replace all exhaust valve guide add	0.9
	1111M9	GUIDE, VALVE :FOR 1 VEHICLE .. .INCLUDES: Engine removal and installation .INCLUDES: Reaming	7.1

Ref. No.	Part No.	Description	Reqd. QTY		Serial No.	Parts catalogue code
			CB500			
			X	XA		
			D	D		
1	12010-MGZ-J80	HEAD ASSY., CYLINDER	1	1		
2	12204-KYJ-305	GUIDE, IN. VALVE(O.S.)	4	4		
3	12205-KYJ-305	GUIDE, EX. VALVE(O.S.)	4	4		
4	12207-MGZ-J00	BOLT, SEALING, 12MM	2	2		
5	12251-MGZ-J01	GASKET, CYLINDER HEAD	1	1		
6	16211-MGZ-J00	INSULATOR, THROTTLE BODY	2	2		
7	16217-MGZ-J00	BAND, INSULATOR	4	4		
8	31916-KRM-841	PLUG, SPARK(CPR8EA-9)(NGK) ..	2	2		
9	37870-MGS-D31	SENSOR ASSY., WATER TEMP	1	1		
10	90007-MGZ-J00	BOLT-WASHER, 9X100	6	6		
11	90011-MGZ-J00	BOLT, FLANGE, 6X35	2	2		
12	90017-KYJ-900	BOLT, FLANGE, 6X32	4	4		
13	90019-KYJ-900	BOLT, FLANGE, 6X39.5	8	8		
14	90418-KYJ-900	WASHER, 12.2X17X1.5	2	2		
15	92900-08022-3E	BOLT, STUD, 8X22	4	4		
16	94301-08140	DOWEL PIN, 8X14	8	8		
17	94301-12160	PIN A, DOWEL, 12X16	2	2		

E-2

CYLINDER HEAD

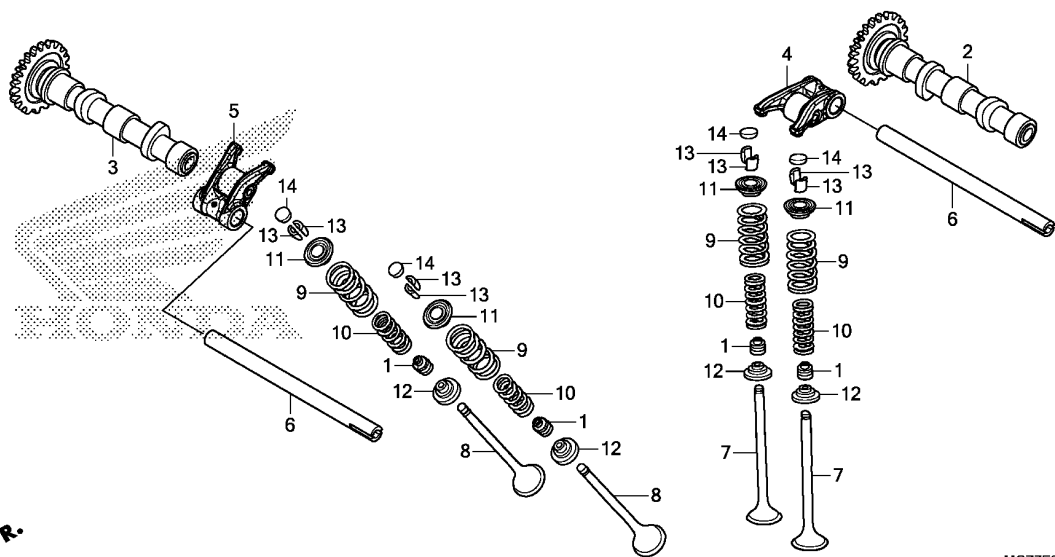
D 3



MGZ7E0200

Ref. No.	L.O.N.	(Relative ref. Number) Description	F.R.T.
+ 3		.INCLUDES: Valve adjust and reface	
5	111115	GASKET, CYLINDER HEAD	4.1
		.INCLUDES: Engine removal and installation	
6	311131	INSULATOR, THROTTLE BODY/ CARBURETOR	1.1
	3111B6	INSULATOR, THROTTLE BODY/ CARBURETOR :FOR 1 VEHICLE ...	1.1
8	614130	PLUG, SPARK	0.9
	6141B2	PLUG, SPARK :FOR 1 VEHICLE ...	0.9
9	6171A9	SENSOR, WATER TEMP	0.5

2

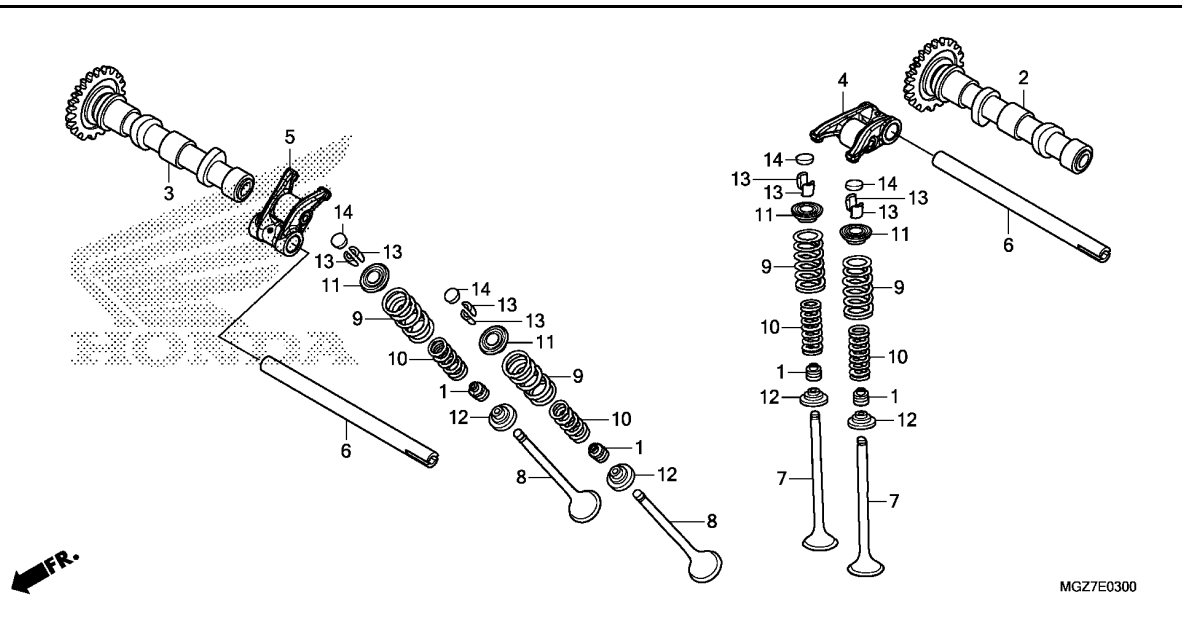


Ref. No.	L.O.N.	(Relative ref. Number) Description	F.R.T.
2	1111E5	CAMSHAFT :INTAKEINCLUDES: Valve clearance adjustment	2.0
3	1111E6	CAMSHAFT :EXHAUSTINCLUDES: Valve clearance adjustment	2.0
	1111T4	CAMSHAFT :FOR 1 VEHICLEINCLUDES: Valve clearance adjustment	2.3
4	1111K8	ARM, INTAKE VALVE ROCKER(ONE) .NOTE: Same time for two units .INCLUDES: Valve adjustment	2.0
5	1111K9	ARM, EXHAUST VALVE ROCKER(ONE) .NOTE: Same time for two units .INCLUDES: Valve adjustment	2.0
	1111L8	ARM, VALVE ROCKER :FOR 1 VEHICLEINCLUDES: Valve adjustment	2.3
7	1111N0	VALVE, INTAKE(ONE)INCLUDES: Engine removal and installation	4.5
	1111NOA	.Replace all intake valve add	0.6
+ 8	1111N1	VALVE, EXHAUST(ONE)	4.5

Ref. No.	Part No.	Description	Reqd. QTY		Serial No.	Parts catalogue code
			CB500	XA		
			X	D		
1	12209-ML0-722	SEAL, VALVE STEM(ARAI)	8	8		
2	14110-MGZ-J00	CAMSHAFT COMP., IN.(34T)	1	1		
3	14210-MGZ-J00	CAMSHAFT COMP., EX.(34T)	1	1		
4	14430-MGZ-J00	ARM COMP., IN. VALVE ROCKER ..	2	2		
5	14440-MGZ-J00	ARM COMP., EX. VALVE ROCKER ..	2	2		
6	14451-MGZ-J00	SHAFT, ROCKER ARM	2	2		
7	14711-MGZ-J00	VALVE, IN.	4	4		
8	14721-MGZ-J00	VALVE, EX.	4	4		
9	14751-MGZ-J00	SPRING, VALVE OUTER	8	8		
10	14761-MGZ-J00	SPRING, VALVE INNER	8	8		
11	14771-MFL-000	RETAINER, VALVE SPRING	8	8		
12	14775-KYJ-900	SEAT, VALVE SPRING	8	8		
13	14781-ML0-720	COTTER, VALVE	16	16		
14	14901-KT7-013	SHIM, TAPPET(1.200)	8	8		
	14902-KT7-013	SHIM, TAPPET(1.225)	8	8		
	14903-KT7-013	SHIM, TAPPET(1.250)	8	8		
	14904-KT7-013	SHIM, TAPPET(1.275)	8	8		
	14905-KT7-013	SHIM, TAPPET(1.300)	8	8		
	14906-KT7-013	SHIM, TAPPET(1.325)	8	8		
	14907-KT7-013	SHIM, TAPPET(1.350)	8	8		
	14908-KT7-013	SHIM, TAPPET(1.375)	8	8		
	14909-KT7-013	SHIM, TAPPET(1.400)	8	8		
	14910-KT7-013	SHIM, TAPPET(1.425)	8	8		
	14911-KT7-013	SHIM, TAPPET(1.450)	8	8		
	14912-KT7-013	SHIM, TAPPET(1.475)	8	8		
	14913-KT7-013	SHIM, TAPPET(1.500)	8	8		
	14914-KT7-013	SHIM, TAPPET(1.525)	8	8		

2

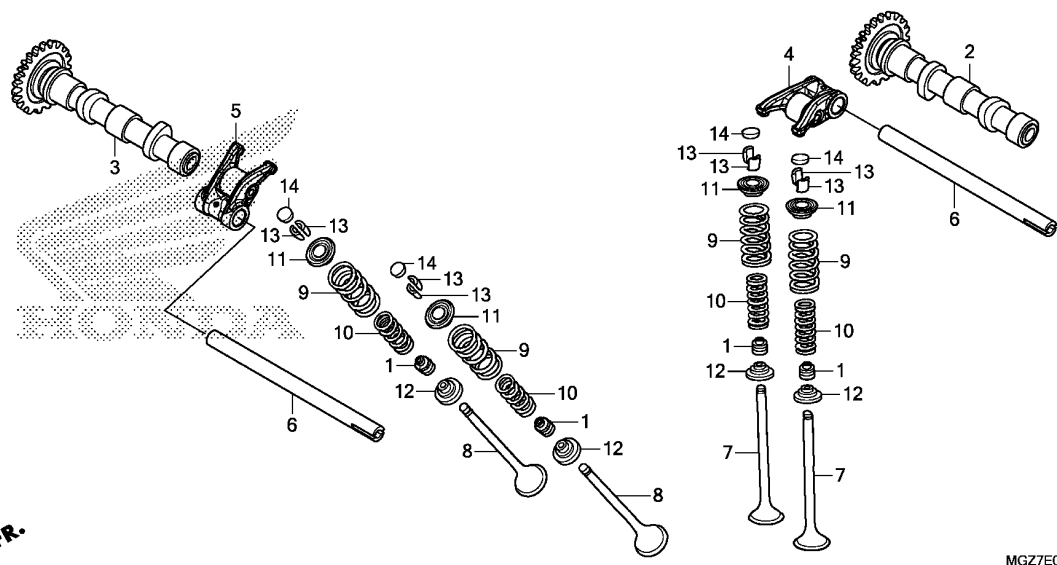




Ref. No.	L.O.N.	(Relative ref. Number) Description	F.R.T.
+ 8		.INCLUDES: Engine removal and installation .INCLUDES: Refacing	
1111N1A		.Replace all exhaust valve add	0.6
1111P0		VALVE :FOR 1 VEHICLE	5.9
9		.INCLUDES: Engine removal and installation .INCLUDES: Refacing (1,10,11,12,13)	
1111P2		INTAKE VALVE SPRING AND/OR STEM SEAL(ONE)	4.3
1111P2A		.Replace all intake spring add	0.3
1111P3		EXHAUST VALVE SPRING AND/OR STEM SEAL(ONE)	4.3
1111P3A		.INCLUDES: Engine removal and installation .Replace all exhaust spring add	0.3
1111Q2		VALVE SPRING AND/OR STEM SEAL :FOR 1 VEHICLE	5.0
		.INCLUDES: Engine removal and installation	

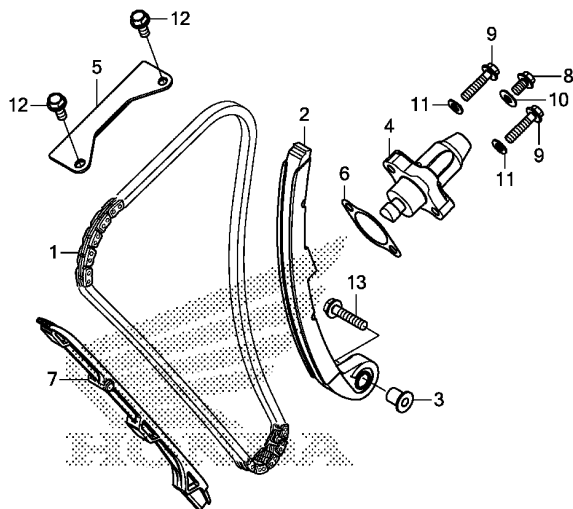
Ref. No.	Part No.	Description	Reqd. QTY		Serial No.	Parts catalogue code
			CB500 X D	XA D		
14)	14915-KT7-013	SHIM, TAPPET(1.550)	8	8		
	14916-KT7-013	SHIM, TAPPET(1.575)	8	8		
	14917-KT7-013	SHIM, TAPPET(1.600)	8	8		
	14918-KT7-013	SHIM, TAPPET(1.625)	8	8		
	14919-KT7-013	SHIM, TAPPET(1.650)	8	8		
	14920-KT7-013	SHIM, TAPPET(1.675)	8	8		
	14921-KT7-013	SHIM, TAPPET(1.700)	8	8		
	14922-KT7-013	SHIM, TAPPET(1.725)	8	8		
	14923-KT7-013	SHIM, TAPPET(1.750)	8	8		
	14924-KT7-013	SHIM, TAPPET(1.775)	8	8		
	14925-KT7-013	SHIM, TAPPET(1.800)	8	8		
	14926-KT7-013	SHIM, TAPPET(1.825)	8	8		
	14927-KT7-013	SHIM, TAPPET(1.850)	8	8		
	14928-KT7-013	SHIM, TAPPET(1.875)	8	8		
	14929-KT7-013	SHIM, TAPPET(1.900)	8	8		
	14930-KT7-013	SHIM, TAPPET(1.925)	8	8		
	14931-KT7-013	SHIM, TAPPET(1.950)	8	8		
	14932-KT7-013	SHIM, TAPPET(1.975)	8	8		
	14933-KT7-013	SHIM, TAPPET(2.000)	8	8		
	14934-KT7-013	SHIM, TAPPET(2.025)	8	8		
	14935-KT7-013	SHIM, TAPPET(2.050)	8	8		
	14936-KT7-013	SHIM, TAPPET(2.075)	8	8		
	14937-KT7-013	SHIM, TAPPET(2.100)	8	8		
	14938-KT7-013	SHIM, TAPPET(2.125)	8	8		
	14939-KT7-013	SHIM, TAPPET(2.150)	8	8		
	14940-KT7-013	SHIM, TAPPET(2.175)	8	8		
	14941-KT7-013	SHIM, TAPPET(2.200)	8	8		
	14942-KT7-013	SHIM, TAPPET(2.225)	8	8		
	14943-KT7-013	SHIM, TAPPET(2.250)	8	8		





MGZ7E0300

Ref. No.	Part No.	Description	Reqd. QTY		Serial No.	Parts catalogue code
			CB500	XA		
			X	D		
14)	14944-KT7-013	SHIM, TAPPET (2.275)	8	8		
	14945-KT7-013	SHIM, TAPPET (2.300)	8	8		
	14946-KT7-013	SHIM, TAPPET (2.325)	8	8		
	14947-KT7-013	SHIM, TAPPET (2.350)	8	8		
	14948-KT7-013	SHIM, TAPPET (2.375)	8	8		
	14949-KT7-013	SHIM, TAPPET (2.400)	8	8		
	14950-KT7-013	SHIM, TAPPET (2.425)	8	8		
	14951-KT7-013	SHIM, TAPPET (2.450)	8	8		
	14952-KT7-013	SHIM, TAPPET (2.475)	8	8		
	14953-KT7-013	SHIM, TAPPET (2.500)	8	8		
	14954-KT7-013	SHIM, TAPPET (2.525)	8	8		
	14955-KT7-013	SHIM, TAPPET (2.550)	8	8		
	14956-KT7-013	SHIM, TAPPET (2.575)	8	8		
	14957-KT7-013	SHIM, TAPPET (2.600)	8	8		
	14958-KT7-013	SHIM, TAPPET (2.625)	8	8		
	14959-KT7-013	SHIM, TAPPET (2.650)	8	8		
	14960-KT7-013	SHIM, TAPPET (2.675)	8	8		
	14961-KT7-013	SHIM, TAPPET (2.700)	8	8		
	14962-KT7-013	SHIM, TAPPET (2.725)	8	8		
	14963-KT7-013	SHIM, TAPPET (2.750)	8	8		
	14964-KT7-013	SHIM, TAPPET (2.775)	8	8		
	14965-KT7-013	SHIM, TAPPET (2.800)	8	8		
	14966-KT7-013	SHIM, TAPPET (2.825)	8	8		
	14967-KT7-013	SHIM, TAPPET (2.850)	8	8		
	14968-KT7-013	SHIM, TAPPET (2.875)	8	8		
	14969-KT7-013	SHIM, TAPPET (2.900)	8	8		

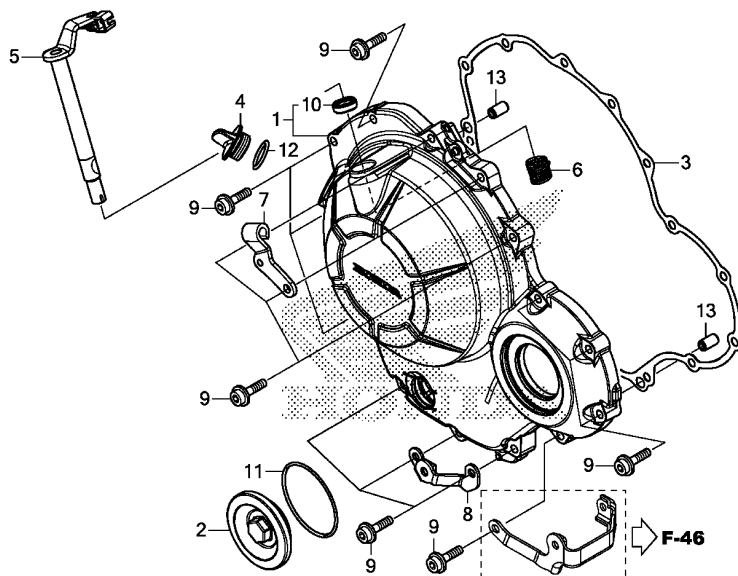


MGZ7E0400

Ref. No.	L.O.N.	(Relative ref. Number) Description	F.R.T.
1	110140	CHAIN, CAMINCLUDES: Engine removal and installation	4.6
2	111130	TENSIONER, CAM CHAININCLUDES: Engine removal and installation	4.6
4	111133	LIFTER, TENSIONER (6)	0.2
5	1111G9	GUIDE B, CAM CHAIN	1.2
7	111139	GUIDE, CAM CHAININCLUDES: Engine removal and installation	4.1

Ref. No.	Part No.	Description	Reqd. QTY		Serial No.	Parts catalogue code
			CB500	XA		
			X	D		
1	14401-MGZ-J01	CHAIN, CAM(130L)(DAIDO) (SCH-0409 SV)	1	1		
2	14510-MGZ-J01	TENSIONER COMP., CAM CHAIN (NOK)	1	1		
3	14517-MGZ-J00	COLLAR, TENSIONER	1	1		
4	14520-MGZ-J81	LIFTER ASSY., TENSIONER	1	1		
5	14546-KYJ-900	GUIDE B, CAM CHAIN	1	1		
6	14560-MGZ-J01	GASKET, TENSIONER HOLE	1	1		
7	14611-MGZ-J00	GUIDE A, CAM CHAIN	1	1		
8	90004-GHB-600	BOLT, FLANGE, 6X10(NSHF)	1	1		
9	90004-GHB-670	BOLT, FLANGE, 6X25(NSHF)	2	2		
10	90442-397-000	WASHER, SEALING, 6MM	1	1		
11	90463-MEE-000	WASHER, SEALING, 6MM	2	2		
12	95701-06014-00	BOLT, FLANGE, 6X14	2	2		
13	95801-06028-00	BOLT, FLANGE, 6X28	1	1		

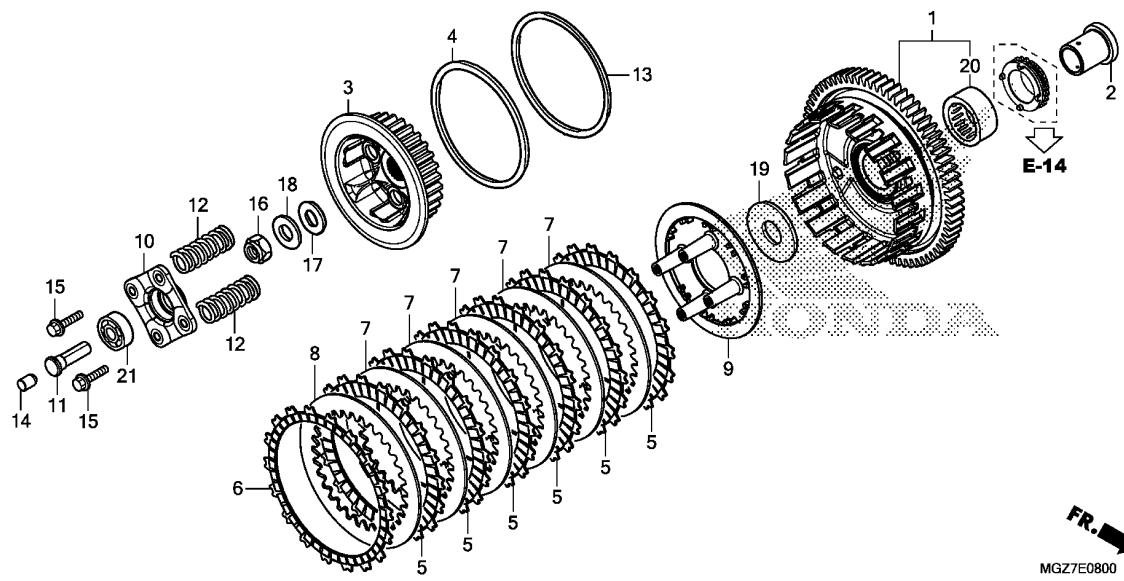




Ref. No.	L.O.N.	(Relative ref. Number) Description	F.R.T.
1	110159	COVER, CRANKCASE :RIGHT	0.5
3	110158	GASKET, CRANKCASE COVER :RIGHT	0.4
5	2121A7	LEVER, CLUTCH	0.4

2

Ref. No.	Part No.	Description	Reqd. QTY		Serial No.	Parts catalogue code
			CB500	XA		
			X	D		
1	11330-MGZ-J00	COVER COMP., R. CRANKCASE ...	1	1		
2	11332-MGZ-J00	CAP, 45MM	1	1		
3	11394-MGZ-J00	GASKET, R. COVER	1	1		
4	15611-KA4-710	CAP, OIL FILLER	1	1		
5	22810-MGZ-J00	LEVER COMP., CLUTCH	1	1		
6	22815-413-000	SPRING, CLUTCH LEVER	1	1		
7	22821-MGZ-J00	RECEIVER, CLUTCH CABLE	1	1		
8	64316-MGZ-J00	STAY, R. RR. UNDER COWL	1	1		
9	90003-MGZ-J00	BOLT, FLANGE SOCKET, 6X28 ...	14	14		
10	91204-KK0-003	OIL SEAL, 12X18X5(ARAI)	1	1		
11	91301-ML7-003	O-RING, 48.1X3.6(ARAI)	1	1		
12	91307-035-000	O-RING, 18X3	1	1		
13	94301-08140	DOWEL PIN, 8X14	2	2		



Ref. No.	L.O.N.	(Relative ref. Number) Description	F.R.T.
1	2121A0	OUTER, CLUTCH	0.7
3	212112	CENTER, CLUTCH	0.7
5		(4,6,7,8,13)	
	2121A1	DISC, CLUTCH FRICTION	0.7
		.NOTE: Same time for two units or more	
9	2121A3	PLATE, CLUTCH PRESSURE	0.7
10	2121A4	PLATE, CLUTCH LIFTER	0.5
11	2121B6	ROD, CLUTCH LIFTER	0.4
12	212107	SPRING, CLUTCH	0.5
		.NOTE: Same time for two units or more	
21	2121B4	BEARING, CLUTCH LIFTER	0.4

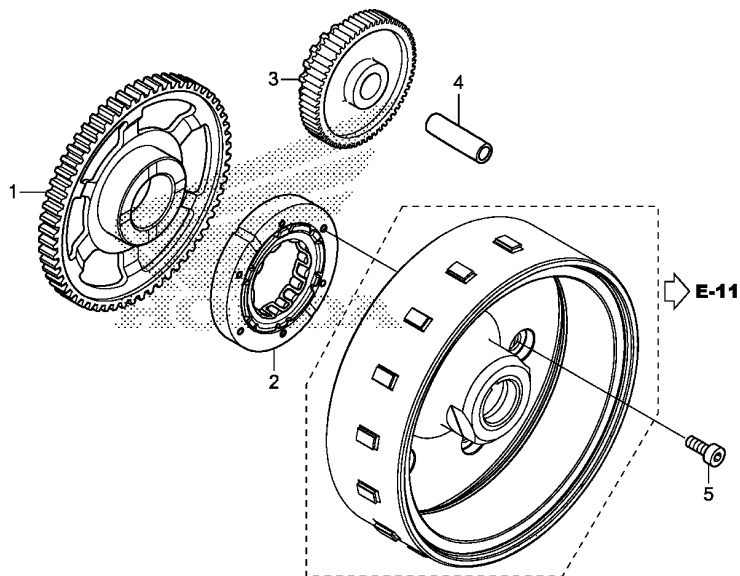
Ref. No.	Part No.	Description	Reqd. QTY		Serial No.	Parts catalogue code
			CB500	XA		
			X	D		
1	22100-MGZ-J01	OUTER COMP., CLUTCH(69T)	1	1		
2	22116-MGZ-J00	GUIDE, CLUTCH OUTER	1	1		
3	22120-MGZ-J01	CENTER, CLUTCH	1	1		
4	22125-KZZ-901	SEAT, JUDDER SPRING	1	1		
5	22201-MGZ-J01	DISK, CLUTCH FRICTION	6	6		
6	22202-KZZ-901	DISK B, CLUTCH FRICTION	1	1		
7	22321-MGZ-J01	PLATE, CLUTCH	5	5		
8	22322-MGZ-J01	PLATE B, CLUTCH	1	1		
9	22350-MGZ-J01	PLATE, CLUTCH PRESSURE	1	1		
10	22361-MGZ-J00	PLATE, CLUTCH LIFTER	1	1		
11	22366-MGZ-J00	ROD, CLUTCH CENTER	1	1		
12	22401-MM9-000	SPRING, CLUTCH	4	4		
13	22402-KZZ-902	SPRING, JUDDER	1	1		
14	22847-MFF-D00	ROD, CLUTCH LIFTER	1	1		
15	90007-MR1-000	BOLT, FLANGE SPECIAL, 6X30 ..	4	4		
16	90236-MGZ-J00	NUT, LOCK, 18MM	1	1		
17	90401-MZ8-B40	WASHER, 18MM	1	1		
18	90432-428-000	WASHER, LOCK	1	1		
19	90452-MGZ-J01	WASHER, THRUST, 22MM	1	1		
20	91021-MGZ-J01	BEARING, NEEDLE, 28X35X16(NTN)	1	1		
21	96100-60010-00	BEARING, RADIAL BALL, 6001 ..	1	1		



E-9

STARTING CLUTCH

D10



Ref. No.	L.O.N.	(Relative ref. Number) Description	F.R.T.
1	612120	GEAR, STARTER DRIVEN	0.8
2	612131	OUTER, STARTING CLUTCH	0.9
3	612125	GEAR, STARTER REDUCTION	0.6

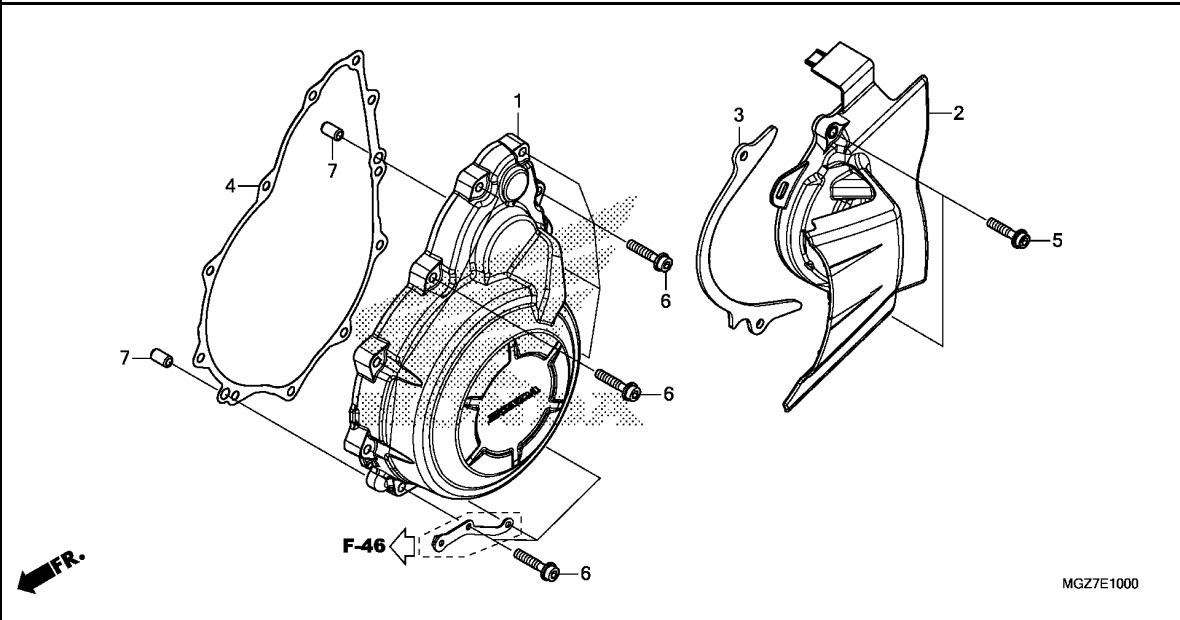
Ref. No.	Part No.	Description	Reqd. QTY		Serial No.	Parts catalogue code
			CB500	XA		
1	28110-MGZ-J00	GEAR, STARTER DRIVEN(77T) ...	1	1		
2	28125-MGZ-J01	OUTER COMP., STARTING CLUTCH	1	1		
3	28130-MGZ-J00	GEAR, STARTER REDUCTION (21T/76T)	1	1		
4	28132-MK5-000	SHAFT C, IDLE GEAR	1	1		
5	90017-MGZ-J00	BOLT, SOCKET, 8MM	6	6		

2

E-10

A.C. GENERATOR COVER

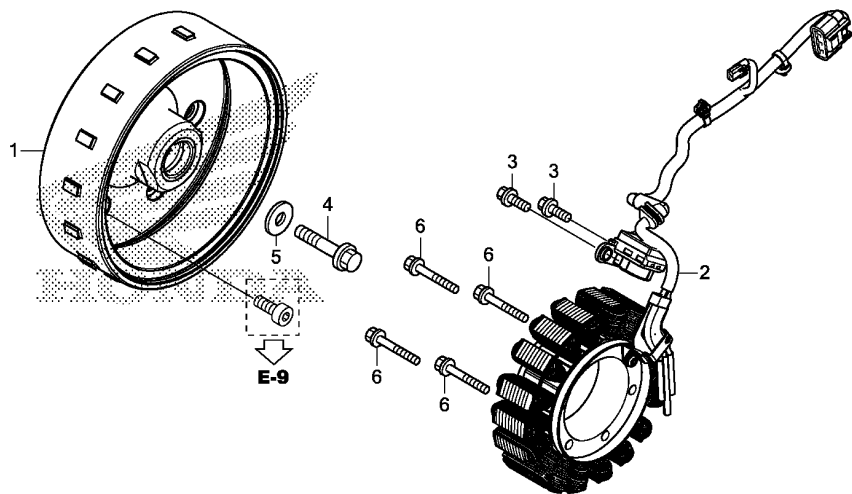
D11



Ref. No.	L.O.N.	(Relative ref. Number) Description	F.R.T.
1	1101B1	COVER, ALTERNATOR	0.7
2	1101B0	COVER, CRANKCASE :LEFT REAR ..	0.2
4	1101B2	GASKET, ALTERNATOR COVER	0.6

Ref. No.	Part No.	Description	Reqd. QTY		Serial No.	Parts catalogue code
			CB500	XA		
			X	XA		
			D	D		
1	11321-MGZ-J00	COVER, A.C. GENERATOR	1	1		
2	11350-MGZ-J00	COVER COMP., L. RR.	1	1		
3	11355-MGZ-J00	PLATE, DRIVE CHAIN GUIDE	1	1		
4	11395-MGZ-J00	GASKET, A.C. GENERATOR COVER	1	1		
5	90002-MGZ-J00	BOLT, FLANGE SOCKET, 6X25 ...	2	2		
6	90003-MGZ-J00	BOLT, FLANGE SOCKET, 6X28 ...	11	11		
7	94301-08140	DOWEL PIN, 8X14	2	2		

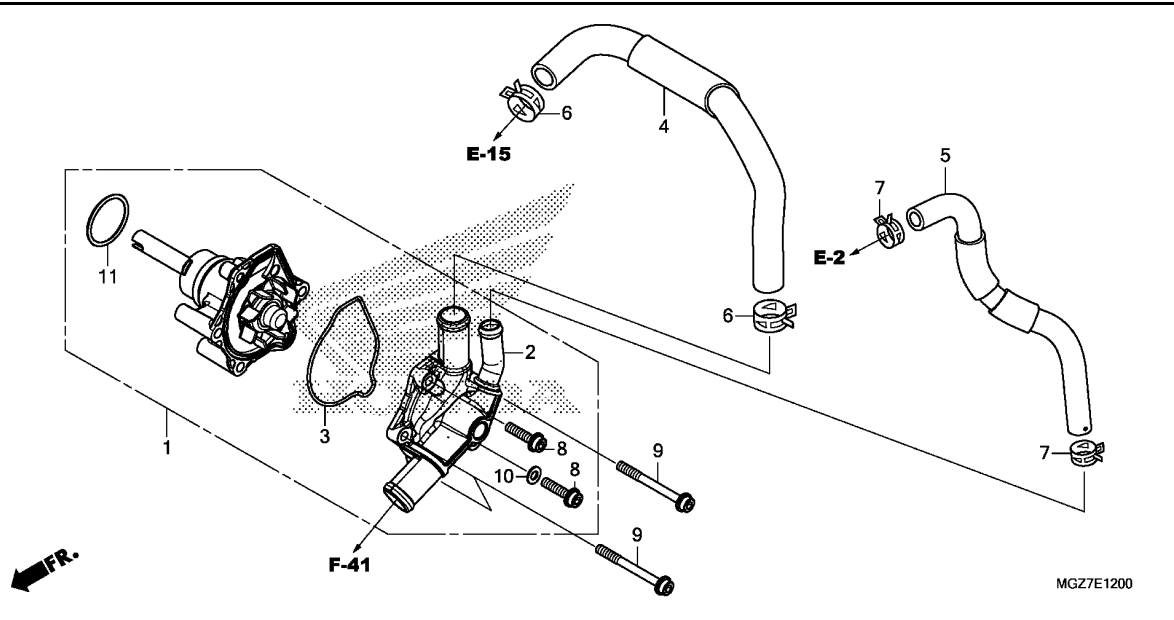
2



MGZ7E1100

Ref. No.	L.O.N.	(Relative ref. Number) Description	F.R.T.
1	613105	ROTOR OR FLYWHEEL	0.9
2	6131A3	STATOR	0.9

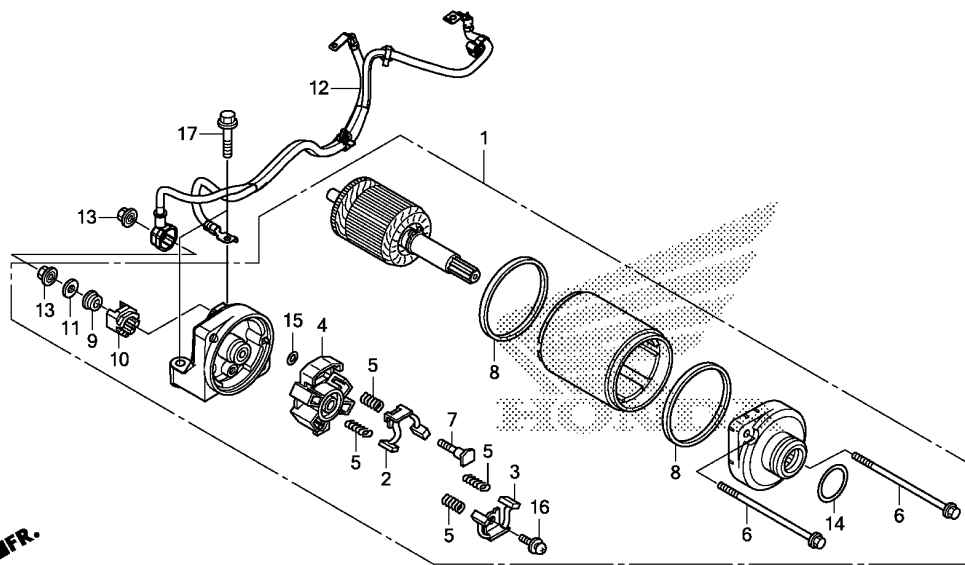
Ref. No.	Part No.	Description	Reqd. QTY		Serial No.	Parts catalogue code
			CB500	XA		
			X	XA		
			D	D		
1	31110-MGZ-J01	FLYWHEEL COMP.(MITSUBA)	1	1		
2	31120-MGZ-J01	STATOR COMP.(MITSUBA)	1	1		
3	90004-GHB-630	BOLT, FLANGE, 6X16(NSHF)	2	2		
4	90023-KYJ-900	BOLT, FLANGE, 12X50	1	1		
5	90401-KCY-670	WASHER, 12.5X30X5	1	1		
6	96001-06040-00	BOLT, FLANGE, 6X40	4	4		



Ref. No.	L.O.N.	(Relative ref. Number) Description	F.R.T.
1	114103	PUMP ASSY., WATER	1.0
2	1141B0	COVER, WATER PUMP	1.0
3	1141B1	GASKET, WATER PUMP COVER	1.0
4	114130	HOSE A, WATER	1.5
5	1141B4	HOSE, WATER BYPASS	1.5
11	1141E1	O-RING, WATER PUMP	1.0

Ref. No.	Part No.	Description	Reqd. QTY		Serial No.	Parts catalogue code
			CB500	XA		
			X	D		
1	19200-MGZ-305	PUMP COMP., WATER	1	1		
2	19220-MGZ-J00	COVER COMP., WATER PUMP	1	1		
3	19226-MGZ-J00	GASKET, WATER PUMP BODY	1	1		
4	19525-MGZ-J00	HOSE A, WATER	1	1		
5	19526-MGZ-J00	HOSE, WATER BYPASS	1	1		
6	19531-MGZ-J00	CLIP, WATER HOSE(D27)	2	2		
7	19535-MGZ-J00	CLIP, WATER HOSE(D21)	2	2		
8	90002-MGZ-J00	BOLT, FLANGE SOCKET, 6X25	2	2		
9	90004-MGZ-J00	BOLT, FLANGE SOCKET, 6X60	3	3		
10	90463-ML7-000	WASHER, SEALING, 6.5MM	1	1		
11	91302-MB0-013	O-RING, 32.95X2.62(ARAI)	1	1		





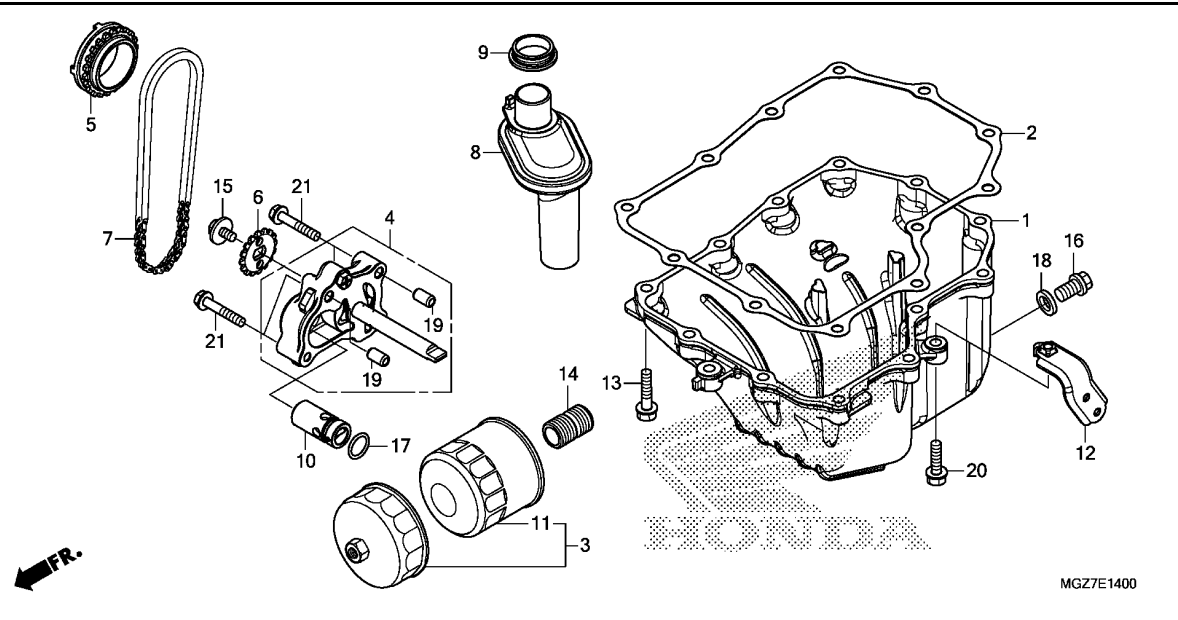
Ref. No.	L.O.N.	(Relative ref. Number) Description	F.R.T.
1		(14)	
612105		MOTOR, STARTING	1.4
2		(3,4,5,8)	
6121A4		TERMINAL, BRUSH(STARTER)	1.5
12		.NOTE: Same time for two units CABLE, STARTER MOTOR	1.2

Ref. No.	Part No.	Description	Reqd. QTY		Serial No.	Parts catalogue code
			CB500 X D	XA D		
1	31200-MGZ-J81	MOTOR ASSY., STARTER	1	1		
2	31201-MEW-921	BRUSH SET A, CARBON	1	1		
3	31202-MEW-921	BRUSH SET B, CARBON	1	1		
4	31203-MEW-921	HOLDER, BRUSH	1	1		
5	31204-MEW-921	SPRING, CARBON BRUSH	4	4		
6	31205-HP5-601	BOLT, SETTING	2	2		
7	31206-MEW-921	BOLT, TERMINAL	1	1		
8	31207-HP5-601	RING	2	2		
9	31208-MEW-921	INSULATOR	1	1		
10	31209-MEW-921	STOPPER, TERMINAL	1	1		
11	31210-MEW-921	WASHER	1	1		
12	32405-MGZ-J00	CABLE, STARTER & EARTH	1	1		
13	90071-MB0-000	NUT-WASHER, 6MM	2	2		
14	91309-425-003	O-RING, 24.4X3.1(ARAI)	1	1		
15	91320-MB0-000	O-RING, 4X2	1	1		
16	93892-05012-08	SCREW-WASHER, 5X12	1	1		
17	95801-06028-00	BOLT, FLANGE, 6X28	2	2		

E-14

OIL PAN/OIL PUMP

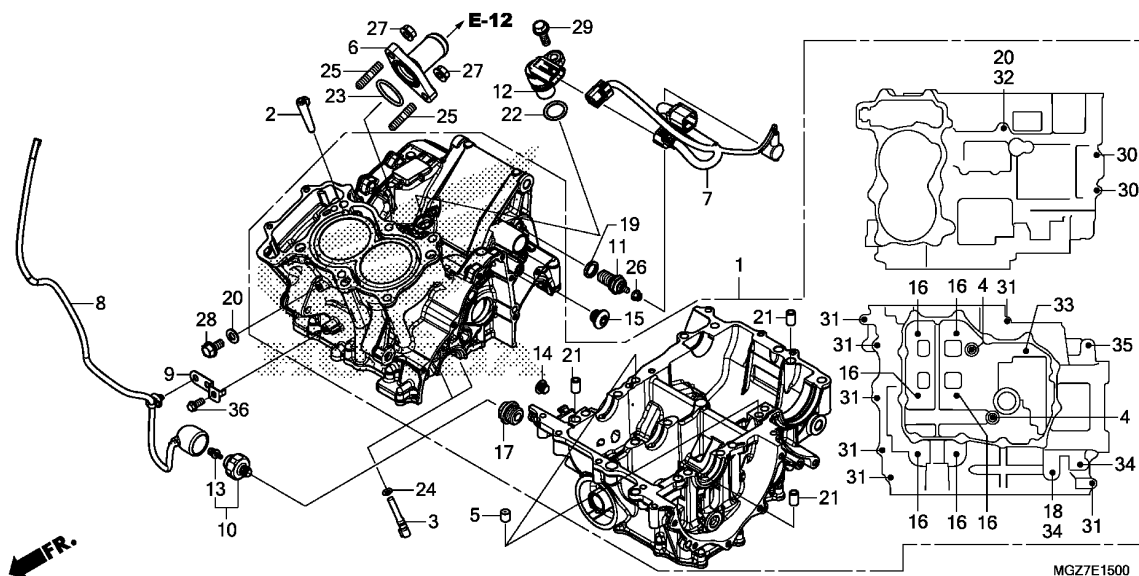
D15



Ref. No.	L.O.N.	(Relative ref. Number) Description	F.R.T.
1	113145	OIL PAN AND/OR GASKET	1.0
4	113105	PUMP ASSY., OIL	0.7
5	1131A2	SPROCKET, OIL PUMP DRIVE	0.7
6	113111	SPROCKET, OIL PUMP DRIVEN	0.5
7	113122	CHAIN, OIL PUMP DRIVE	0.7
8		(9)	
	1131B6	STRAINER, OIL	1.0
10	113126	VALVE, RELIEF	0.7
11		(3)	
	113180	CARTRIDGE, OIL FILTER	0.2

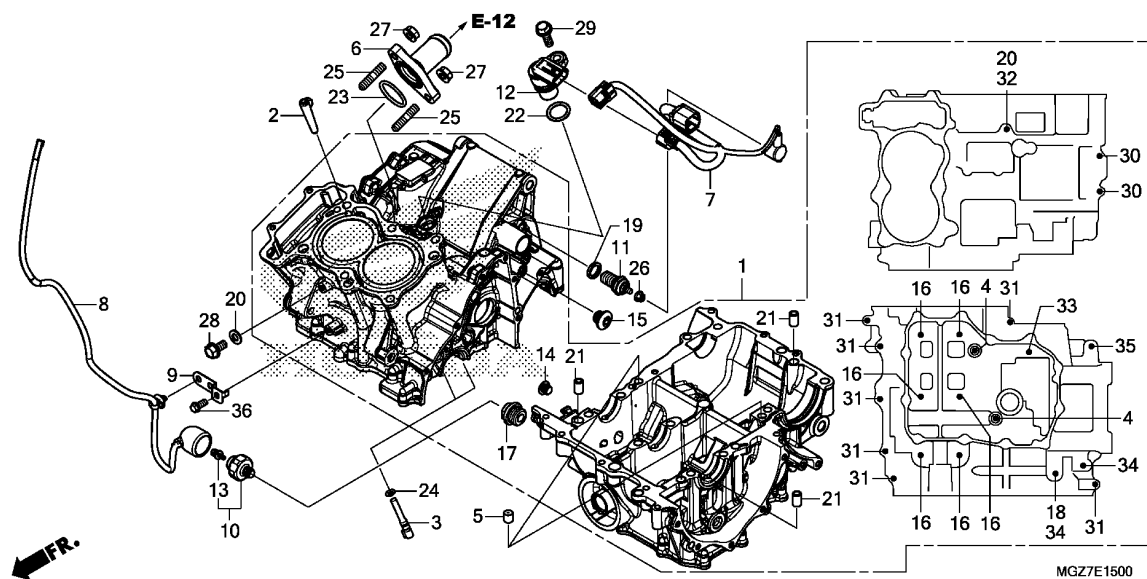
Ref. No.	Part No.	Description	Reqd. QTY		Serial No.	Parts catalogue code
			CB500 X D	XA D		
1	11210-MGZ-J80	PAN, OIL	1	1		
2	11396-MGZ-J00	GASKET, OIL PAN	1	1		
3	15010-MCE-H51	FILTER SET, OIL	(1)	(1)		
4	15100-MGZ-J00	PUMP ASSY., OIL	1	1		
5	15131-MGZ-J01	SPROCKET, OIL PUMP DRIVE(22T)	1	1		
6	15134-MGZ-J00	SPROCKET, OIL PUMP DRIVEN(16T)	1	1		
7	15140-MAT-003	CHAIN, OIL PUMP(DID 25H-56LE)	1	1		
8	15150-MGZ-J00	STRAINER COMP., OIL	1	1		
9	15154-MAT-000	PACKING, OIL STRAINER	1	1		
10	15220-MGZ-J00	VALVE ASSY., RELIEF	1	1		
11	15410-MFJ-D01	CARTRIDGE, OIL FILTER (TOYO ROKI)	1	1		
12	64326-MGZ-J40	STAY, RR. UNDER COWL	1	1		
13	90010-MGZ-J00	BOLT, FLANGE, 6X28(NSHF)	12	12		
14	90019-MGZ-J00	BOSS, OIL FILTER	1	1		
15	90021-MGZ-J00	BOLT-WASHER, 6X12	1	1		
16	90131-883-000	BOLT, DRAIN PLUG, 12X15	1	1		
17	91313-MB0-003	O-RING, 14.7X2.2(ARAI)	1	1		
18	94109-12000	WASHER, DRAIN PLUG, 12MM	1	1		
19	94301-08140	DOWEL PIN, 8X14	2	2		
20	95701-06022-00	BOLT, FLANGE, 6X22	1	1		
21	95701-06035-00	BOLT, FLANGE, 6X35	4	4		

2



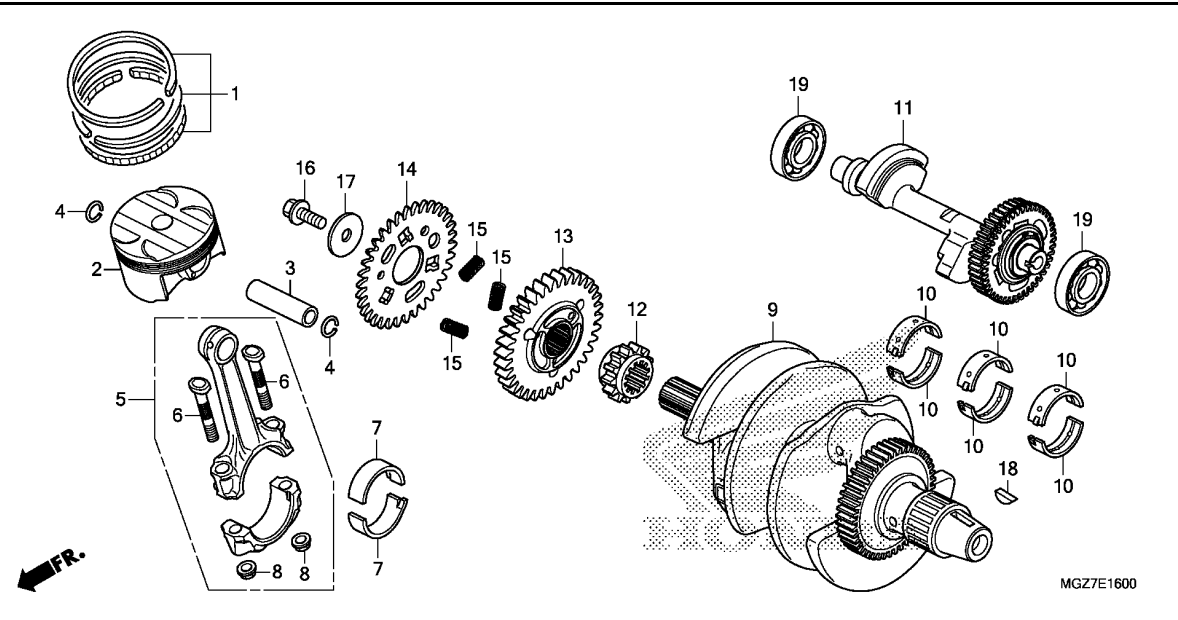
Ref. No.	L.O.N.	(Relative ref. Number) Description	F.R.T.
1	110105	CRANKCASE SETINCLUDES: Engine removal and installation (23)	7.5
6	114150	JOINT, WATER	1.4
7	611142	SUB HARNESS, ENGINE	1.1
8	6111U7	SUB HARNESS, OIL PRESSURE	0.4
10	615160	SWITCH, OIL PRESSURE	0.2
11	6151B8	SWITCH, NEUTRAL	0.2
12	617198	SENSOR, SPEEDOMETER	1.2

Ref. No.	Part No.	Description	Reqd. QTY		Serial No.	Parts catalogue code
			CB500 X D	XA D		
1	11000-MGZ-J80	CRANKCASE SET	1	1		
2	11103-MGZ-J00	PIN, PARTITION	1	1		
3	11140-MGZ-J00	JET COMP., OIL	2	2		
4	12207-KYJ-900	BOLT, SEALING, 12MM	2	2		
5	15515-MGZ-J00	ORIFICE A, 1.0MM	2	2		
6	19060-MGZ-J80	JOINT, WATER	1	1		
7	32101-MGZ-J00	SUB HARNESS, ENGINE	1	1		
8	32102-MGZ-J00	SUB HARNESS, OIL PRESSURE ...	1	1		
9	32157-MGZ-J00	STAY, HARNESS CLIP	1	1		
10	35500-MEH-661	SWITCH ASSY., OIL PRESSURE (DENSO)	1	1		
11	35600-MK4-860	SWITCH ASSY., NEUTRAL	1	1		
12	37700-KZR-601	SENSOR ASSY., SPEED(TDK-EPC)	1	1		
13	90002-PA6-003	BOLT-WASHER, 4X8(DENSO)	1	1		
14	90005-MAZ-000	BOLT, SOCKET, 10MM	1	1		
15	90009-MGZ-J00	BOLT, SOCKET, 10MM	1	1		
16	90015-MGZ-J01	BOLT, UBS, 8X105	6	6		
17	90048-MY5-600	BOLT, SEALING, 18MM	1	1		
18	90442-028-000	WASHER, SEALING, 8MM	1	1		
19	90443-MJ6-000	WASHER, NEUTRAL	1	1		
20	90463-ML7-000	WASHER, SEALING, 6.5MM	2	2		
21	90701-MV9-670	DOWEL PIN, 10X16	3	3		
22	91303-KF0-003	O-RING, 14.8X2.4(ARAI)	1	1		
23	91304-MCP-900	O-RING, 23X2.4	1	1		
24	91305-MCJ-751	O-RING, 3.2X1.1	2	2		



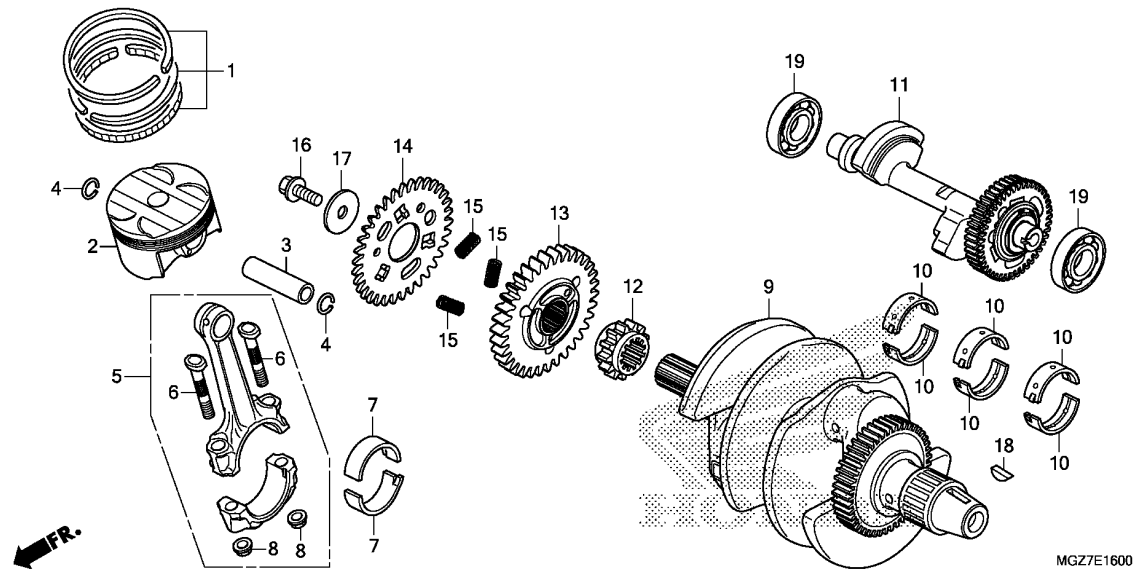
Ref. No.	Part No.	Description	Reqd. QTY		Serial No.	Parts catalogue code
			CB500 X D	XA D		
25	92900-06016-0E	BOLT, STUD, 6X16	2	2		
26	94050-04000	NUT, FLANGE, 4MM	1	1		
27	94050-06000	NUT, FLANGE, 6MM	2	2		
28	95701-06012-00	BOLT, FLANGE, 6X12	1	1		
29	95701-06018-00	BOLT, FLANGE, 6X18	1	1		
30	95701-06035-00	BOLT, FLANGE, 6X35	2	2		
31	95701-06040-08	BOLT, FLANGE, 6X40	7	7		
32	95701-06095-00	BOLT, FLANGE, 6X95	1	1		
33	95701-08055-00	BOLT, FLANGE, 8X55	1	1		
34	95701-08075-00	BOLT, FLANGE, 8X75	2	2		
35	95701-10075-00	BOLT, FLANGE, 10X75	1	1		
36	96001-06014-07	BOLT, FLANGE, 6X14	1	1		





Ref. No.	L.O.N.	(Relative ref. Number) Description	F.R.T.
2		(1,3,4,5,7)	
1111T9		PISTON AND/OR RING SET AND/OR BEARING AND/OR RODINCLUDES: Engine removal and installation .INCLUDES: Inspection/Measurement/Cleaning	6.5
1111X9		PISTON AND/OR RING SET AND/OR BEARING AND/OR ROD :FOR 1 VEHICLEINCLUDES: Engine removal and installation .INCLUDES: Inspection/Measurement/Cleaning	7.0
9	1101B5	CRANKSHAFTINCLUDES: Engine removal and installation	7.1
10	110125	BEARING, CRANKSHAFTINCLUDES: Engine removal and installation .NOTE: Same time for two units or more	6.7
11	110185	SHAFT, BALANCERINCLUDES: Engine removal and installation	6.2

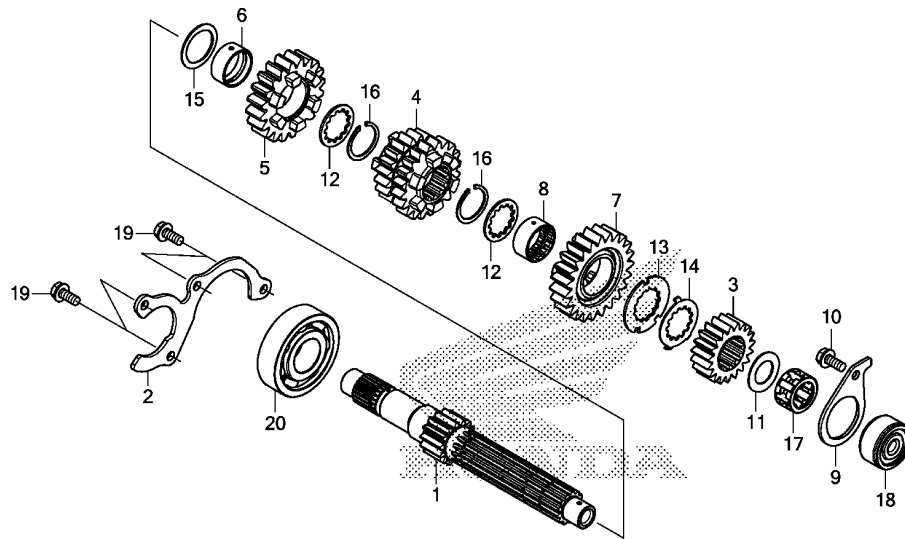
Ref. No.	Part No.	Description	Reqd. QTY		Serial No.	Parts catalogue code
			CB500	XA		
			X	D		
1	13011-MEE-305	RING SET, PISTON(STD.)	2	2		
	13021-MEE-305	RING SET, PISTON(0.25)	(2)	(2)		
2	13101-MGZ-D00	PISTON(STD)	2	2		
	13102-MGZ-305	PISTON(0.25)	(2)	(2)		
3	13111-MFG-D00	PIN, PISTON	2	2		
4	13115-MGZ-J00	CLIP, PISTON PIN, 16MM	4	4		
5	13210-MGZ-D00	ROD ASSY., CONNECTING	2	2		
6	13213-ML7-020	BOLT, CONNECTING ROD	4	4		
7	13214-MGZ-J01	BEARING A, CONNECTING ROD (BLUE)	4	4		
	13215-MGZ-J01	BEARING B, CONNECTING ROD (BLACK)	4	4		
	13216-MGZ-J01	BEARING C, CONNECTING ROD (BROWN)	4	4		
	13217-MGZ-J01	BEARING D, CONNECTING ROD (GREEN)	4	4		
	13218-MGZ-J01	BEARING E, CONNECTING ROD (YELLOW)	4	4		
8	13215-ML7-000	NUT, CONNECTING ROD	4	4		
9	13300-MGZ-D01	CRANKSHAFT COMP.	1	1		
10	13313-MW0-003	BEARING A, CRANKSHAFT(BLACK)	6	6		
	13314-MW0-003	BEARING B, CRANKSHAFT(BROWN)	6	6		
	13315-MW0-003	BEARING C, CRANKSHAFT(GREEN)	6	6		
	13316-MW0-003	BEARING D, CRANKSHAFT(YELLOW)	6	6		
	13317-MW0-003	BEARING E, CRANKSHAFT(PINK)	6	6		
11	13420-MGZ-D01	SHAFT COMP., BALANCER(40T) ..	1	1		
12	14311-MGZ-J00	SPROCKET, TIMING(17T)	1	1		



Ref. No.	L.O.N.	(Relative ref. Number) Description	F.R.T.
12	1101C8	SPROCKET, TIMINGINCLUDES: Engine removal and installation	4.6
13	211105	GEAR, PRIMARY DRIVE (14,15)	0.6
19	1101G3	BEARING, BALANCER SHAFT :LEFT .INCLUDES: Engine removal and installation	6.4
	1101G4	BEARING, BALANCER SHAFT :RIGHT .INCLUDES: Engine removal and installation	6.2
	1101G5	BEARING, BALANCER SHAFT :BOTH .INCLUDES: Engine removal and installation	6.4

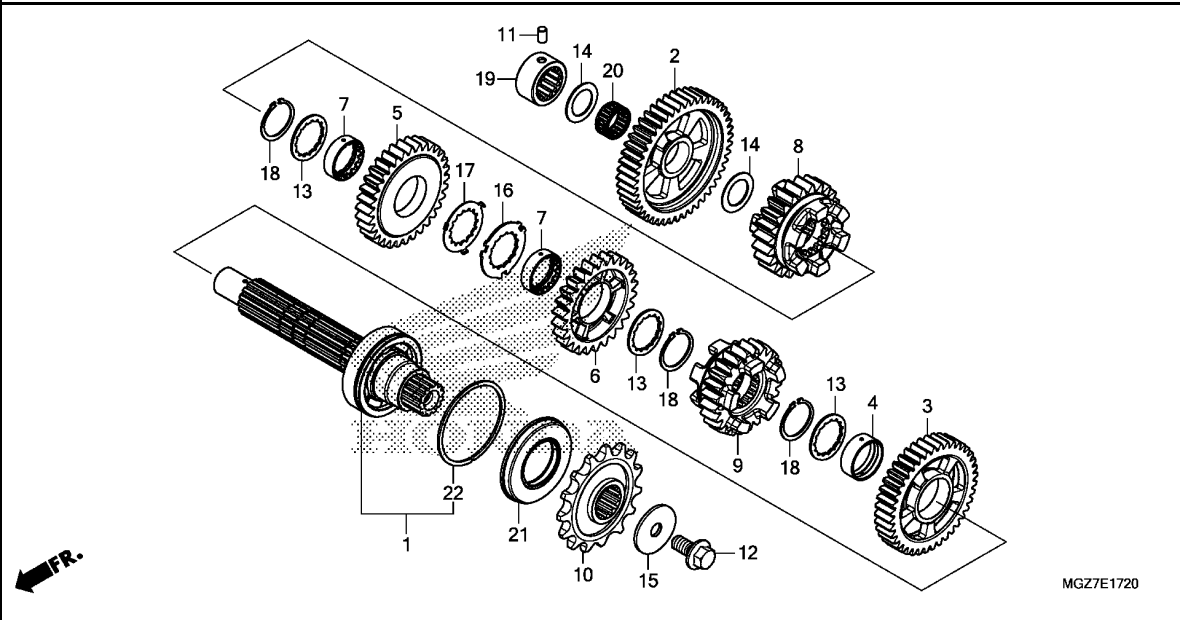
Ref. No.	Part No.	Description	Reqd. QTY		Serial No.	Parts catalogue code
			CB500	XA		
			X	XA		
			D	D		
13	23113-MGZ-J00	GEAR, PRIMARY DRIVE(34T)	1	1		
14	23114-MGZ-J00	SUB GEAR, PRIMARY(34T)	1	1		
15	23115-MV1-300	SPRING, PRIMARY DRIVE GEAR ..	3	3		
16	90013-MGZ-J00	BOLT, SPECIAL, 10X25	1	1		
17	90405-MGZ-J00	WASHER, 10.5X40	1	1		
18	90742-KYJ-900	KEY, WOODRUFF, 25X18	1	1		
19	91001-MGZ-J00	BEARING, SPECIAL RADIAL BALL (6204)	2	2		





Ref. No.	L.O.N.	(Relative ref. Number) Description	F.R.T.
1		(3,4,5,7)	
210141		MAINSHAFT, TRANSMISSIONINCLUDES: Engine removal and installation	6.2
210141A		.Replace countershaft add	0.2
18		(17)	
2101C2		BEARING, MAINSHAFT :LEFTINCLUDES: Engine removal and installation	6.6
20		2101C5 BEARING, MAINSHAFT :RIGHTINCLUDES: Engine removal and installation	6.0
		2101C6 BEARING, MAINSHAFT :BOTHINCLUDES: Engine removal and installation	6.6
		2101D4 BEARING, MAINSHAFT AND COUNTERSHAFT :ALLINCLUDES: Engine removal and installation	6.6

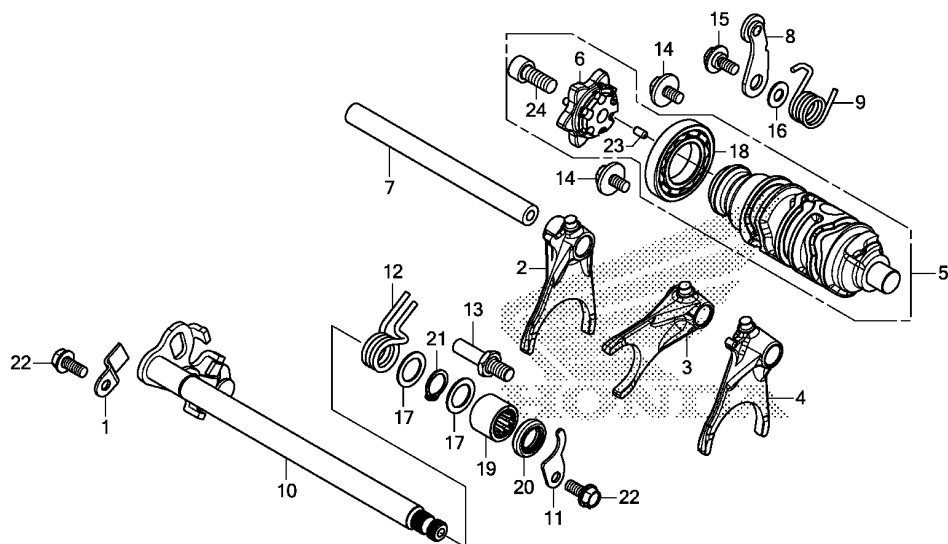
Ref. No.	Part No.	Description	Reqd. QTY		Serial No.	Parts catalogue code
			CB500 X D	XA D		
1	23211-MGZ-J00	MAINSHAFT(14T)	1	1		
2	23212-MGZ-J00	PLATE, BEARING SETTING	1	1		
3	23431-MGZ-J00	GEAR, MAINSHAFT SECOND(19T) ..	1	1		
4	23451-MGZ-J00	GEAR, MAINSHAFT THIRD & FOURTH (20T/20T)	1	1		
5	23491-MGZ-J00	GEAR, MAINSHAFT FIFTH(20T) ..	1	1		
6	23492-MGZ-J00	COLLAR, 25X28X12	1	1		
7	23511-MGZ-J00	GEAR, MAINSHAFT SIXTH(23T) ..	1	1		
8	23512-MV9-670	COLLAR, SPLINE, 25X28X13	1	1		
9	23531-MGZ-J00	PLATE, BEARING SETTING	1	1		
10	90005-MGZ-J00	BOLT, FLANGE, 6X14(NSHF)	1	1		
11	90403-KPH-900	WASHER, THRUST, 17MM	1	1		
12	90451-KY2-000	WASHER, SPLINE, 25X31X1.5 ...	2	2		
13	90454-KYJ-900	WASHER, SPLINE, 25X42X1.6 ...	1	1		
14	90455-KYJ-900	WASHER, LOCK, 25MM	1	1		
15	90456-MA6-000	WASHER, THRUST, 25MM	1	1		
16	90601-107-000	CIRCLIP, 25MM	2	2		
17	91022-MN4-003	BEARING, NEEDLE, 17X27X14.8 (TOYO)	1	1		
18	91023-MN4-003	OUTER, NEEDLE BEARING	1	1		
19	95701-06014-00	BOLT, FLANGE, 6X14	4	4		
20	96100-63050-00	BEARING, RADIAL BALL, 6305 ..	1	1		



Ref. No.	L.O.N.	(Relative ref. Number) Description	F.R.T.
1		(2,3,5,6,8,9,20)	
210142		COUNTERSHAFT, TRANSMISSIONINCLUDES: Engine removal and installation	6.1
210142A		.Replace mainshaft add	0.3
10 213135		SPROCKET, DRIVE	0.3
19 2101C7		BEARING, COUNTERSHAFT :LEFT .. .INCLUDES: Engine removal and installation	5.9
2101D4		BEARING, MAINSHAFT AND COUNTERSHAFT :ALL	6.6
21 2101G7		OIL SEAL, COUNTERSHAFT :LEFT . .INCLUDES: Engine removal and installation	5.9

Ref. No.	Part No.	Description	Reqd. QTY		Serial No.	Parts catalogue code
			CB500 X D	XA D		
1	23220-MGZ-J01	COUNTERSHAFT COMP.	1	1		
2	23421-MGZ-J00	GEAR, COUNTERSHAFT FIRST(46T)	1	1		
3	23441-MGZ-J00	GEAR, COUNTERSHAFT SECOND(40T)	1	1		
4	23442-ML7-000	COLLAR, 28MM	1	1		
5	23461-MGZ-J00	GEAR, COUNTERSHAFT THIRD(32T)	1	1		
6	23481-MGZ-J00	GEAR, COUNTERSHAFT FOURTH(26T)	1	1		
7	23482-MV9-670	COLLAR, SPLINE, 28X31X9	2	2		
8	23501-MGZ-J00	GEAR, COUNTERSHAFT FIFTH(23T)	1	1		
9	23521-MGZ-J00	GEAR, COUNTERSHAFT SIXTH(24T)	1	1		
10	23801-MGZ-J00	SPROCKET, DRIVE(15T)	1	1		
11	24261-283-000	PIN, GEARSHIFT FORK GUIDE ...	1	1		
12	90037-422-003	BOLT, SPECIAL, 10MM	1	1		
13	90452-MR7-000	WASHER, SPLINE, 28X34X1.5 ...	3	3		
14	90454-428-000	WASHER, THRUST, 20MM	2	2		
15	90459-438-000	WASHER, 10.2MM	1	1		
16	90463-MR7-000	WASHER, SPLINE, 28MM	1	1		
17	90464-MR7-000	WASHER, LOCK, 28MM	1	1		
18	90603-MN4-000	CIRCLIP, 28MM	3	3		
19	91023-MM4-003	BEARING, NEEDLE, 20X34X16.8				
		(NTN)	1	1		
20	91026-MGZ-J00	BEARING, NEEDLE, 20X24X11 ...	1	1		
21	91207-KT8-003	OIL SEAL, 34X62X8	1	1		
22	94560-62200	RING, SNAP, 62MM	1	1		





MGZ7E1900

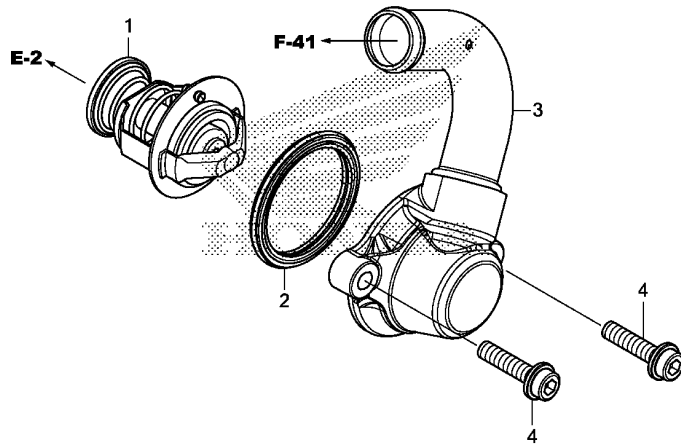
Ref. No.	L.O.N.	(Relative ref. Number) Description	F.R.T.
2		(3,4) FORK, GEARSHIFT	6.0
	210112	.INCLUDES: Engine removal and installation .NOTE: Same time for two units or more	
5	2101A9	DRUM, GEARSHIFT	6.0
		.INCLUDES: Engine removal and installation	
6	2101B2	CENTER, GEARSHIFT DRUM	0.8
8	210125	STOPPER OR SPRING, SHIFT DRUM (9)	0.8
10	210122	SPINDLE, GEARSHIFT	0.8
20	1101F9	OIL SEAL, GEARSHIFT SPINDLE ..	0.8

Ref. No.	Part No.	Description	Reqd. QTY		Serial No.	Parts catalogue code
			CB500 X D	XA D		
1	14623-MV1-000	PLATE, TENSIONER SETTING	1	1		
2	24211-MGZ-J00	FORK, R. GEARSHIFT	1	1		
3	24212-MGZ-J00	FORK, CENTER GEARSHIFT	1	1		
4	24213-MGZ-J00	FORK, L. GEARSHIFT	1	1		
5	24310-MGZ-J00	DRUM COMP., GEARSHIFT	1	1		
6	24315-MGZ-J00	CENTER COMP., SHIFT DRUM	1	1		
7	24321-MAS-000	SHAFT, GEARSHIFT FORK	1	1		
8	24430-MGZ-J00	STOPPER COMP., GEARSHIFT DRUM	1	1		
9	24435-MGZ-J00	SPRING, SHIFT DRUM STOPPER ..	1	1		
10	24610-MGZ-J00	SPINDLE COMP., GEARSHIFT	1	1		
11	24612-MAL-600	PLATE, SPINDLE	1	1		
12	24651-MAS-E00	SPRING, SHIFT RETURN	1	1		
13	24652-MGZ-J00	PIN, SHIFT RETURN SPRING	1	1		
14	90021-MM5-000	BOLT-WASHER, 6X12	2	2		
15	90023-MGZ-J00	PIVOT, SHIFT DRUM STOPPER ARM	1	1		
16	90417-360-000	WASHER, DRUM STOPPER	1	1		
17	90451-155-000	WASHER, 14MM	2	2		
18	91007-MGS-D31	BEARING, RADIAL BALL, 25X47X8	1	1		
19	91106-MCF-003	BEARING, NEEDLE, 14X22X16	1	1		
20	91203-KSP-911	OIL SEAL, 14X22X5	1	1		
21	94510-14000	CIRCLIP, EXTERNAL, 14MM	1	1		
22	95701-06014-00	BOLT, FLANGE, 6X14	2	2		
23	96220-40080	ROLLER, 4X8	1	1		
24	96600-08020-10	BOLT, SOCKET, 8X20	1	1		

E-21

THERMOSTAT

E 7



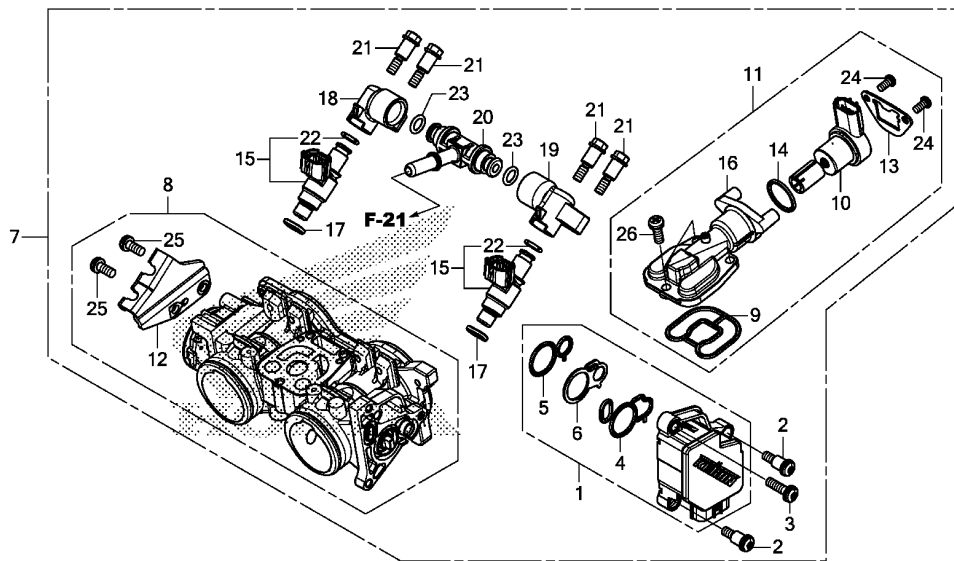
FR.

MGZ7E2100

Ref. No.	L.O.N.	(Relative ref. Number) Description	F.R.T.
1		(2)	
114116		THERMOSTAT	0.6
114117		CASE, THERMOSTAT	1.1

Ref. No.	Part No.	Description	Reqd. QTY		Serial No.	Parts catalogue code
			CB500	XA		
			X	XA		
			D	D		
1	19300-MCJ-003	THERMOSTAT	1	1		
2	19305-KV3-010	RUBBER, THERMOSTAT	1	1		
3	19320-MGZ-J80	COVER COMP., THERMOSTAT	1	1		
4	90001-MGZ-J00	BOLT, FLANGE SOCKET, 6X22	2	2		

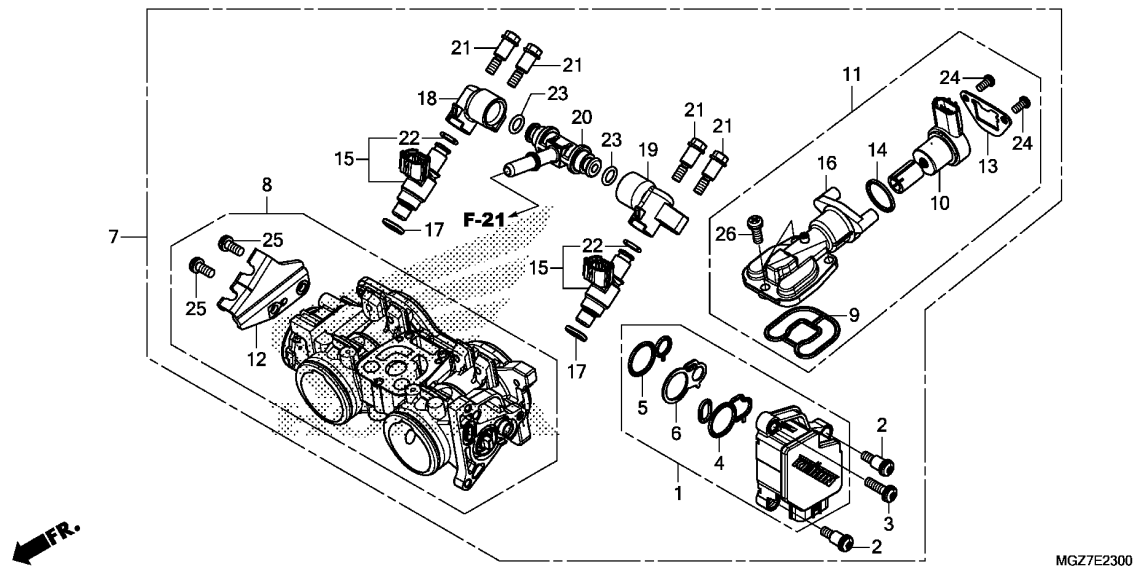
2



MGZ7E2300

Ref. No.	L.O.N.	(Relative ref. Number) Description	F.R.T.
1		(4)	
617115		SENSOR, THROTTLE	1.2
7		BODY ASSY., THROTTLE	1.3
8		BODY, THROTTLE	1.4
10		(11,14)	
3111N5		VALVE, IDLE AIR CONTROL	1.4
15		(17,22)	
311145		INJECTOR, FUEL	1.4
16		.NOTE: Same time for two units (9)	
3111P5		BODY, IDLE AIR CONTROL VALVE ..	1.3
20		(18,19,23)	
311140		PIPE, FUEL	1.3
		.NOTE: Same time for two units or more	

Ref. No.	Part No.	Description	Reqd. QTY		Serial No.	Parts catalogue code
			CB500 X D	XA D		
1	16060-MGZ-D01	SENSOR SET	1	1		
2	16081-KPH-701	SCREW, TORX, 5X8.7	2	2		
3	16082-KPH-701	SCREW, TORX, 5X17	1	1		
4	16083-MGZ-D01	O-RING, SENSOR	1	1		
5	16084-MGZ-D01	O-RING, SENSOR	1	1		
6	16085-MGZ-D01	PLATE	1	1		
7	16400-MGZ-D02	BODY ASSY., THROTTLE(GQBJA A)	1	1		
8	16410-MGZ-D02	BODY SET	1	1		
9	16428-MGZ-D01	O-RING, AIR INJECTION CONTROL VALVE	1	1		
10	16430-MFJ-D01	MOTOR ASSY.	1	1		
11	16430-MGZ-D01	VALVE SET, IDLE AIR CONTROL ..	1	1		
12	16432-MGZ-D01	STAY, WIRE	1	1		
13	16433-MEW-921	PLATE, IDLE AIR CONTROL VALVE	1	1		
14	16435-MFJ-D01	O-RING, 17.8X1.9	1	1		
15	16450-MFJ-D01	INJECTOR ASSY., FUEL	2	2		
16	16451-MGZ-D01	BODY COMP., IDLE AIR CONTROL VALVE	1	1		
17	16472-MCW-000	SEAL RING, INJECTOR	2	2		
18	16610-MGZ-D01	PIPE, FUEL(A)	1	1		
19	16620-MGZ-D01	PIPE, FUEL(B)	1	1		
20	16630-MFJ-D00	T-JOINT, FUEL	1	1		
21	90021-MGZ-D02	BOLT, SHOULDER	4	4		
22	91301-P7A-004	O-RING, 7.8X1.9	2	2		
23	91301-PLC-000	O-RING, 7.47X3.6	2	2		



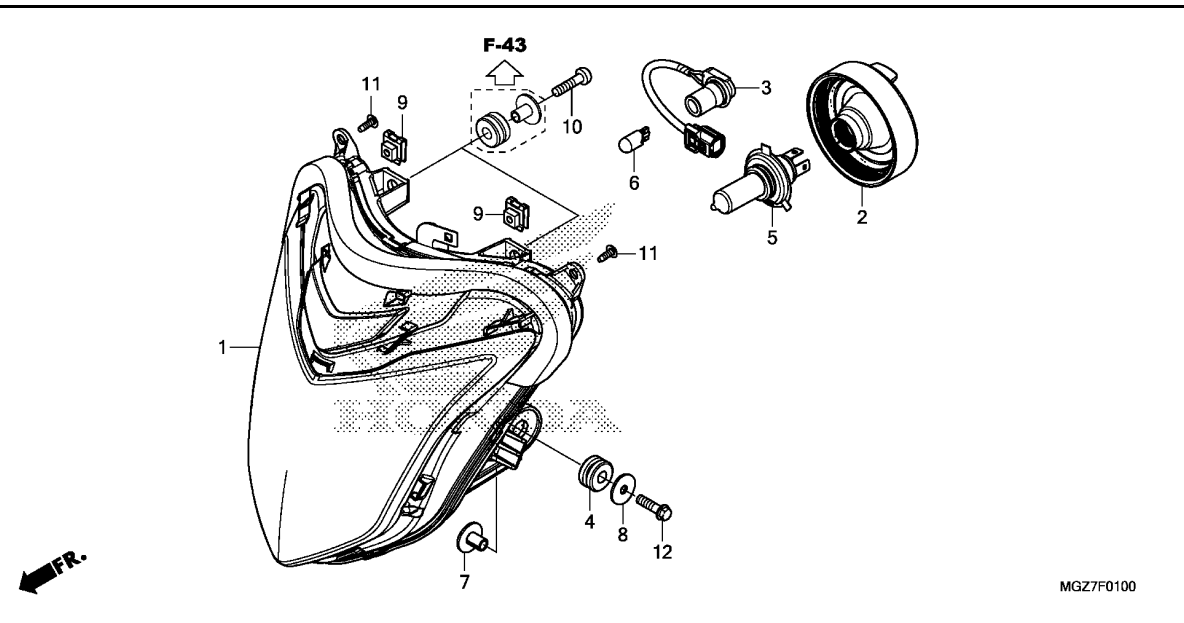
MGZ7E2300

Ref. No.	Part No.	Description	Reqd. QTY		Serial No.	Parts catalogue code
			CB500	XA		
24	93500-04008-1H	SCREW, PAN, 4X8	2	2		
25	93892-05012-18	SCREW-WASHER, 5X12	2	2		
26	93892-05014-18	SCREW-WASHER, 5X14	3	3		

2

F-1

HEADLIGHT

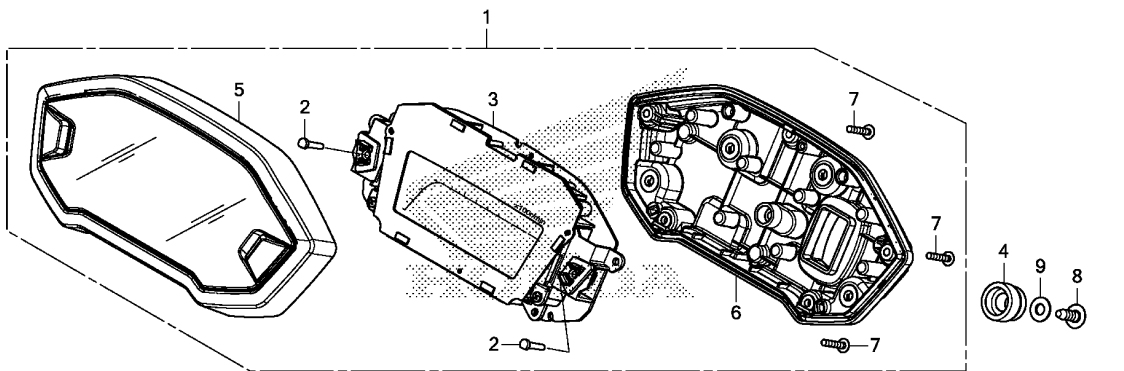


MGZ7F0100

Ref. No.	L.O.N.	(Relative ref. Number) Description	F.R.T.
1	6161A7	HEADLIGHT UNIT	0.9
3	616180	SOCKET, POSITION LIGHT	0.6
5		(2)	
	616118	BULB, HEADLIGHT	0.1
6	616182	BULB, POSITION LIGHT	0.1



Ref. No.	Part No.	Description	Reqd. QTY		Serial No.	Parts catalogue code
			CB500	XA		
			X	D		
1	33110-MGZ-J41	HEADLIGHT UNIT	1	1		
2	33112-KWR-003	COVER, RUBBER	1	1		
3	33120-MGZ-J41	SOCKET COMP.	1	1		
4	33706-KW7-900	RUBBER B, TAILLIGHT MOUNTING	2	2		
5	34901-KWR-003	BULB, HEADLIGHT(H4) (12V 60/55W)(KOITO)	1	1		
6	34908-SB6-003	BULB(12V 5W)(KOITO)	1	1		
7	40521-437-000	COLLAR, CHAIN CASE TAIL	2	2		
8	77302-KW7-900	WASHER, HEADLIGHT BRACKET MOUNTING	2	2		
9	90305-GK8-000	NUT, CLIP, 6MM	2	2		
10	93500-06025-0A	SCREW, PAN, 6X25	2	2		
11	93903-24380	SCREW, TAPPING, 4X12	2	2		
12	96001-06025-07	BOLT, FLANGE, 6X25	2	2		

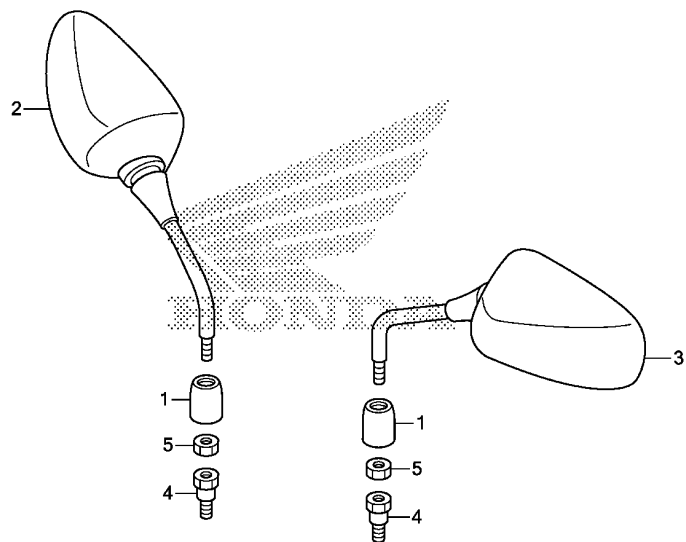


MGZ7F0200

Ref. No.	L.O.N.	(Relative ref. Number) Description	F.R.T.
1	8121A1	METER ASSY., COMBINATION	0.7
3	8121A2	METER, COMBINATION	0.8
5	8121B4	CASE, METER :UPPER	0.7
6	8121B5	CASE, METER :LOWER	0.7

Ref. No.	Part No.	Description	Reqd. QTY		Serial No.	Parts catalogue code
			CB500			
			X	XA		
			D	D		
1	37100-MGZ-E81	METER ASSY., COMBINATION (MPH/KPH)	1	-	----- E	
	37100-MGZ-D81	METER ASSY., COMBINATION(KPH)	1	-	----- ED,F,K0	
	37100-MGZ-E91	METER ASSY., COMBINATION (MPH/KPH)	-	1	----- E	
	37100-MGZ-D91	METER ASSY., COMBINATION(KPH)	-	1	----- ED,F,K0,U	
2	37104-MGZ-D00	KEY, TOP	2	2		
3	37130-MGZ-E81	METER COMP., LCD	1	-	----- E	
	37130-MGZ-D81	1	-	----- ED,F,K0	
	37130-MGZ-E91	-	1	----- E	
	37130-MGZ-D91	-	1	----- ED,F,K0,U	
4	37215-KZZ-900	RUBBER, METER SETTING	3	3		
5	37610-MGZ-A81	CASE ASSY., UPPER	1	1		
6	37620-MGZ-A01	CASE ASSY., UNDER	1	1		
7	93903-22420	SCREW, TAPPING, 3X16	6	6		
8	93913-25380	SCREW, TAPPING, 5X14(PO)	3	3		
9	94103-05700	WASHER, PLAIN, 5MM	3	3		





MGZ7F0300

Ref. No. L.O.N. (Relative ref. Number) Description F.R.T.

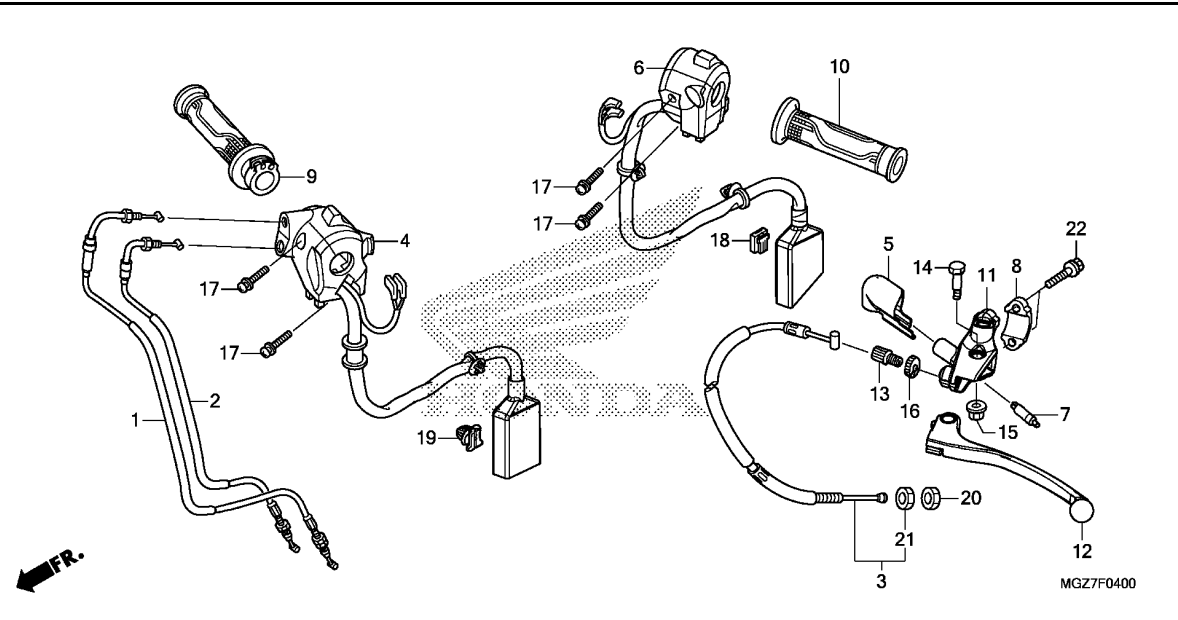
NO INFORMATION

Ref. No.	Part No.	Description	Reqd. QTY		Serial No.	Parts catalogue code
			CB500	XA		
			X	D		
1	88130-MFG-D00	COVER, LOCK NUT	2	2		
2	88210-MGZ-J40	MIRROR COMP., R. BACK	1	1		
3	88220-MGZ-J40	MIRROR COMP., L. BACK	1	1		
4	90130-MGS-D31	BOLT, ADAPTER, 10MM	2	2		
5	90310-MGS-D31	NUT, HEX., 10MM (LEFT HAND THREAD)	2	2		

F-4

HANDLE LEVER/SWITCH/CABLE

F 4



Ref. No.	L.O.N.	(Relative ref. Number) Description	F.R.T.
1		(2)	
1	811100	CABLE, THROTTLE	0.9
.NOTE: Same time for two units			
3	811115	CABLE, CLUTCH	0.9
4	615120	SWITCH, STARTER KILL	0.9
6	615118	SWITCH, WINKER	0.5
7	6151A9	SWITCH, CLUTCH	0.2
9	810150	GRIP, THROTTLE	0.7
10	8101C0	GRIP, HANDLE :LEFT	0.1
11	8101C8	BRACKET, HANDLE LEVER :LEFT ..	0.2
12	8101C6	LEVER, HANDLE :LEFT	0.1
	8101F5	LEVER, HANDLE :BOTH	0.2

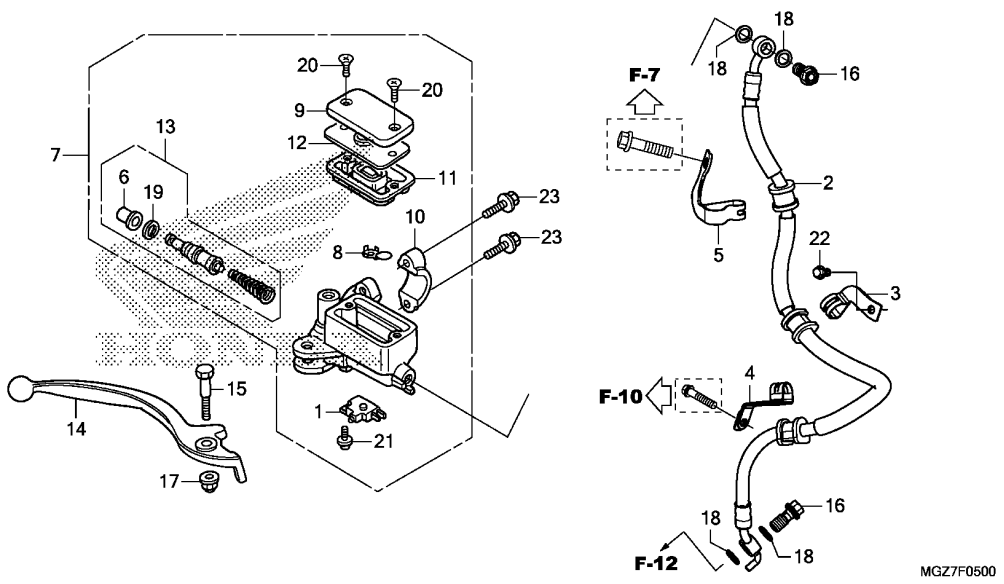
Ref. No.	Part No.	Description	Reqd. QTY		Serial No.	Parts catalogue code
			CB500	XA		
			X	D		
1	17910-MGZ-J81	CABLE COMP. A, THROTTLE	1	1		
2	17920-MGZ-J81	CABLE COMP. B, THROTTLE	1	1		
3	22870-MGZ-J81	CABLE COMP., CLUTCH	1	1		
4	35130-MGZ-D81	SWITCH ASSY., ENGINE STOP ...	1	1		
5	35152-MGZ-J00	COVER, CLUTCH SWITCH	1	1		
6	35200-MGZ-D81	SWITCH ASSY., WINKER	1	1		
7	35330-KYJ-901	SWITCH COMP., FR. LEVER	1	1		
8	45517-KCW-870	HOLDER, MASTER CYLINDER	1	1		
9	53140-KYJ-900	GRIP COMP., THROTTLE	1	1		
10	53166-KYJ-900	GRIP, L. HANDLE	1	1		
11	53172-KYJ-900	BRACKET, HANDLE LEVER	1	1		
12	53178-MAH-000	LEVER COMP., L. HANDLE	1	1		
13	53192-268-000	BOLT, WIRE ADJUSTING	1	1		
14	90113-438-000	BOLT, L. STEERING HANDLE LEVER				
		PIVOT	1	1		
15	90301-KGH-901	NUT, U, 6MM(FUJI SEIMITSU) ..	1	1		
16	90321-315-670	NUT, FIXING	1	1		
17	90507-MGZ-J00	SCREW-WASHER, 5X20	4	4		
18	91554-SM4-003	HOLDER, BRACKET(RED)	1	1		
19	91580-SM4-003	CLIP, COUPLER(ORANGE)	1	1		
20	94002-08070-0S	NUT, HEX., 8MM	1	1		
21	94030-08070	NUT, HEX., 8MM	1	1		
22	96001-06022-07	BOLT, FLANGE, 6X22	2	2		



F-5

FRONT BRAKE MASTER CYLINDER(STD)

F 5



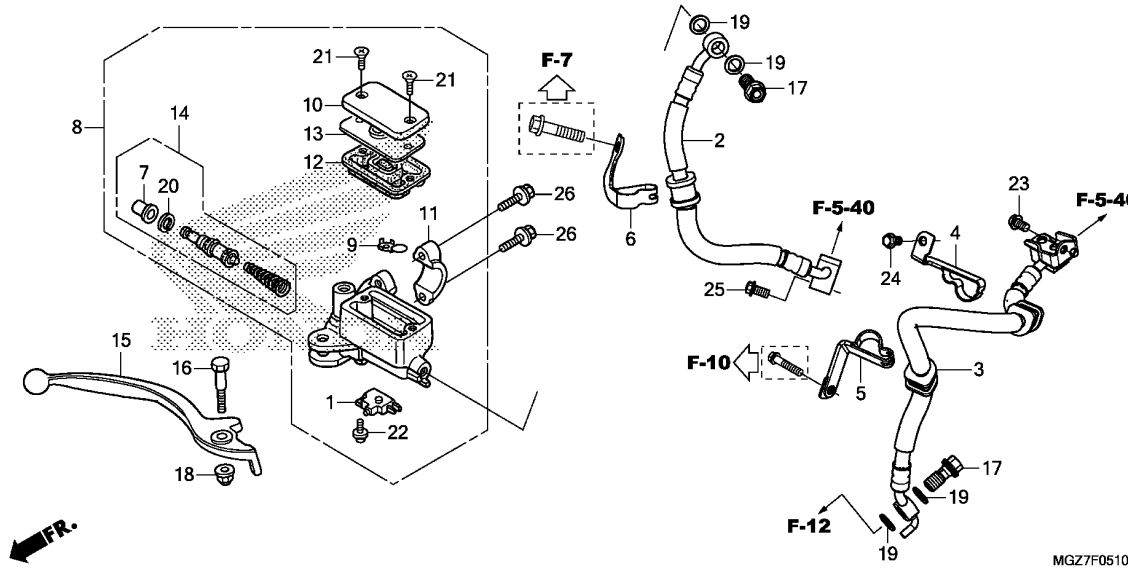
Ref. No.	L.O.N.	(Relative ref. Number) Description	F.R.T.
1	6151B2	SWITCH, FRONT STOP	0.1
2	7121A0	HOSE, FRONT BRAKE	0.4
		.INCLUDES: Bleed brakes	
7	712105	CYLINDER, FRONT BRAKE MASTER	0.4
		.INCLUDES: Bleed brakes	
11	7121G6	DIAPHRAGM, FRONT BRAKE MASTER	0.1
13	7121G9	PISTON SET, FRONT BRAKE MASTER	0.4
		.INCLUDES: Bleed brakes	
14	8101C7	LEVER, HANDLE :RIGHT	0.1
	8101F5	LEVER, HANDLE :BOTH	0.2

Ref. No.	Part No.	Description	Reqd. QTY		Serial No.	Parts catalogue code
			CB500	XA		
1	35340-MGS-D31	SWITCH ASSY., FR. STOP	1	-		
2	45125-MGZ-J81	HOSE COMP., FR. BRAKE	1	-		
3	45155-MGZ-J00	CLAMPER A, FR. BRAKE	1	-		
4	45156-MGZ-J00	CLAMPER B, FR. BRAKE	1	-		
5	45157-MGZ-J40	CLAMPER C, FR. BRAKE HOSE ...	1	-		
6	45504-410-003	BOOT COMP.	1	-		
7	45510-MGZ-D01	CYLINDER SUB ASSY., FR. BRAKE MASTER(NISSIN)	1	-		
8	45512-MA6-006	PROTECTOR	1	-		
9	45513-KK1-771	CAP, MASTER CYLINDER	1	-		
10	45517-166-006	HOLDER, MASTER CYLINDER	1	-		
11	45520-MG7-006	DIAPHRAGM	1	-		
12	45521-HA2-006	PLATE, DIAPHRAGM	1	-		
13	45530-471-831	CYLINDER SET, MASTER	1	-		
14	53175-KPP-T01	LEVER, R. STEERING HANDLE ...	1	-		
15	90114-166-006	BOLT, HANDLE LEVER PIVOT	1	-		
16	90145-MS9-612	BOLT, OIL, 10X22	2	-		
17	90202-KCW-870	NUT, CAP, 6MM	1	-		
18	90545-300-000	WASHER, OIL BOLT	4	-		
19	90651-MA5-671	CIRCLIP	1	-		
20	93600-04012-16	SCREW, FLAT, 4X12	2	-		
21	93893-04012-17	SCREW-WASHER, 4X12	1	-		
22	96001-06010-07	BOLT, FLANGE, 6X10	1	-		
23	96001-06022-07	BOLT, FLANGE, 6X22	2	-		

F-5-10

FRONT BRAKE MASTER CYLINDER(ABS)

F 6



Ref. No.	L.O.N.	(Relative ref. Number) Description	F.R.T.
1	6151B2	SWITCH, FRONT STOP	0.1
2	712127	HOSE A, FRONT BRAKE	1.1
		.INCLUDES: Bleed brakes	
3	712128	HOSE B, FRONT BRAKE	1.0
		.INCLUDES: Bleed brakes	
8	712105	CYLINDER, FRONT BRAKE MASTER	0.4
		.INCLUDES: Bleed brakes	
12	7121G6	DIAPHRAGM, FRONT BRAKE MASTER CYLINDER	0.1
14	7121G9	PISTON SET, FRONT BRAKE MASTER	0.4
		.INCLUDES: Bleed brakes	
15	8101C7	LEVER, HANDLE :RIGHT	0.1
	8101F5	LEVER, HANDLE :BOTH	0.2

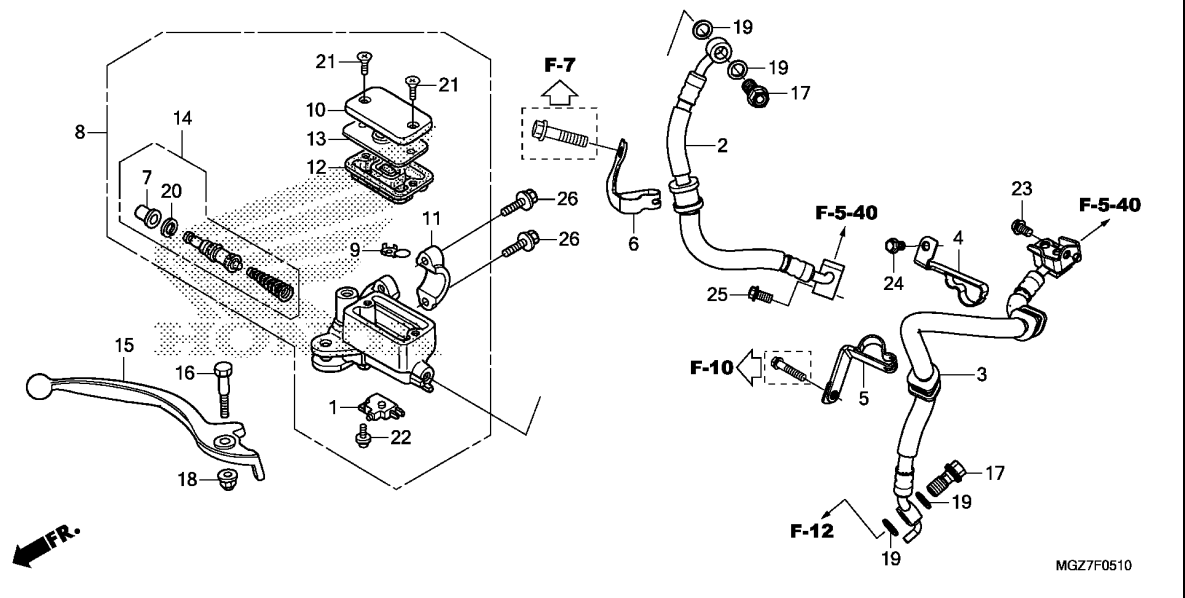
Ref. No.	Part No.	Description	Reqd. QTY		Serial No.	Parts catalogue code
			CB500	XA		
			X	D		
1	35340-MGS-D31	SWITCH ASSY., FR. STOP	-	1		
2	45125-MGZ-J91	HOSE COMP. A, FR. BRAKE	-	1		
3	45126-MGZ-J11	HOSE COMP. B, FR. BRAKE	-	1		
4	45155-MGZ-J10	CLAMPER A, FR. BRAKE HOSE ...	-	1		
5	45156-MGZ-J10	CLAMPER B, FR. BRAKE HOSE ...	-	1		
6	45157-MGZ-J40	CLAMPER C, FR. BRAKE HOSE ...	-	1		
7	45504-410-003	BOOT COMP.	-	1		
8	45510-MGZ-D01	CYLINDER SUB ASSY., FR. BRAKE MASTER(NISSIN)	-	1		
9	45512-MA6-006	PROTECTOR	-	1		
10	45513-KK1-771	CAP, MASTER CYLINDER	-	1		
11	45517-166-006	HOLDER, MASTER CYLINDER	-	1		
12	45520-MG7-006	DIAPHRAGM	-	1		
13	45521-HA2-006	PLATE, DIAPHRAGM	-	1		
14	45530-471-831	CYLINDER SET, MASTER	-	1		
15	53175-KPP-T01	LEVER, R. STEERING HANDLE ...	-	1		
16	90114-166-006	BOLT, HANDLE LEVER PIVOT	-	1		
17	90145-MS9-612	BOLT, OIL, 10X22	-	2		
18	90202-KCW-870	NUT, CAP, 6MM	-	1		
19	90545-300-000	WASHER, OIL BOLT	-	4		
20	90651-MA5-671	CIRCLIP	-	1		
21	93600-04012-1G	SCREW, FLAT, 4X12	-	2		
22	93893-04012-17	SCREW-WASHER, 4X12	-	1		
23	95701-06010-07	BOLT, FLANGE, 6X10	-	1		
24	96001-06010-07	BOLT, FLANGE, 6X10	-	1		

3

F-5-10

FRONT BRAKE MASTER CYLINDER(ABS)

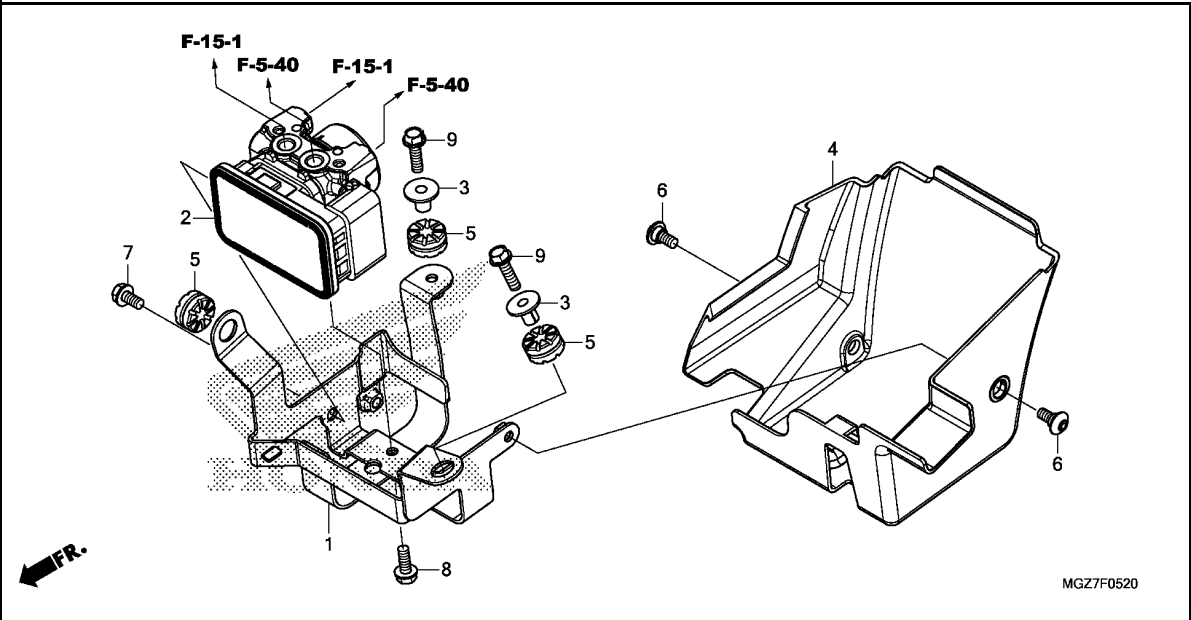
F 7



Ref. No.	Part No.	Description	Reqd. QTY		Serial No.	Parts catalogue code
			CB500	XA		

25	96001-06012-07	BOLT, FLANGE, 6X12	-	1		
26	96001-06022-07	BOLT, FLANGE, 6X22	-	2		

3



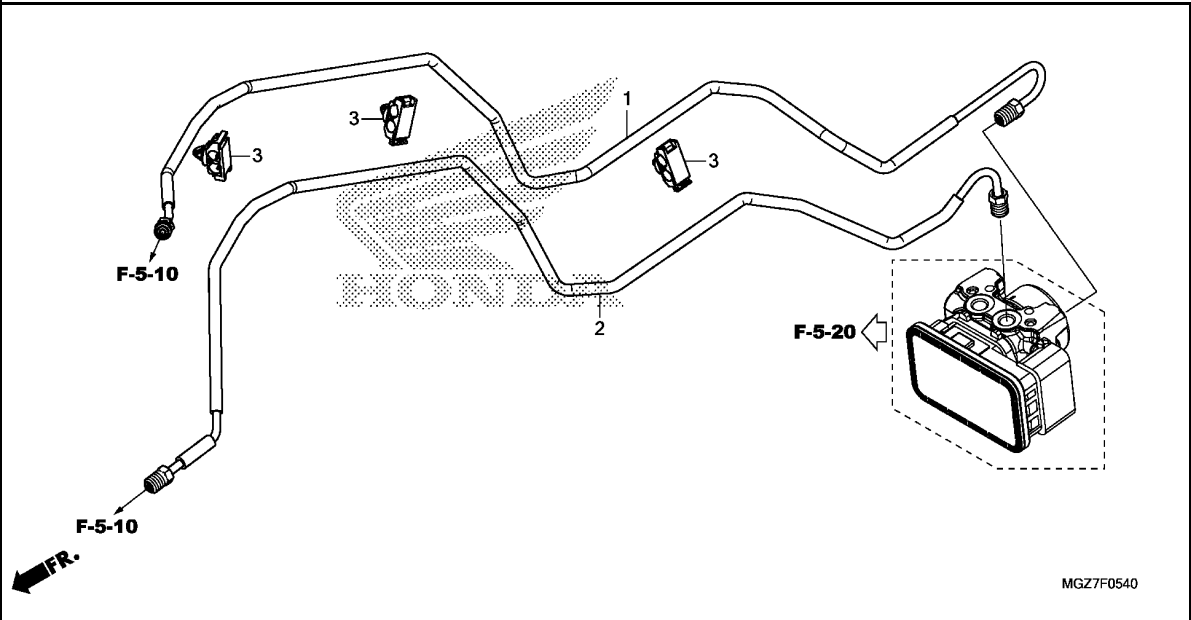
Ref. No.	L.O.N.	(Relative ref. Number) Description	F.R.T.
2		(1)	
7111H1		MODULATOR, ABS	1.0
		.INCLUDES: Bleed brakes	
4	7111M9	COVER, ABS MODULATOR	0.1

Ref. No.	Part No.	Description	Reqd. QTY		Serial No.	Parts catalogue code
			CB500	XA		
			X	D		
1	50345-MGZ-J10	STAY COMP., ABS MODULATOR ...	-	1		
2	57110-MGZ-J11	MODULATOR ASSY., ABS	-	1		
3	61102-KTY-D30	COLLAR, RADIATOR MOUNTING ...	-	2		
4	61410-MGZ-J10	COVER, ABS MODULATOR	-	1		
5	77208-KW7-900	RUBBER B, SEAT MOUNTING	-	3		
6	90115-MGZ-J00	SCREW, SPECIAL, 6X14	-	2		
7	95701-06010-00	BOLT, FLANGE, 6X10	-	1		
8	95701-06014-00	BOLT, FLANGE, 6X14	-	1		
9	95701-06022-00	BOLT, FLANGE, 6X22	-	2		

F-5-40

BRAKE PIPE

F 9



Ref. No.	L.O.N.	(Relative ref. Number) Description	F.R.T.
1	7121C7	PIPE A, FRONT BRAKEINCLUDES: Bleed brakes	1.8
2	7121C8	PIPE B, FRONT BRAKEINCLUDES: Bleed brakes	2.0

3

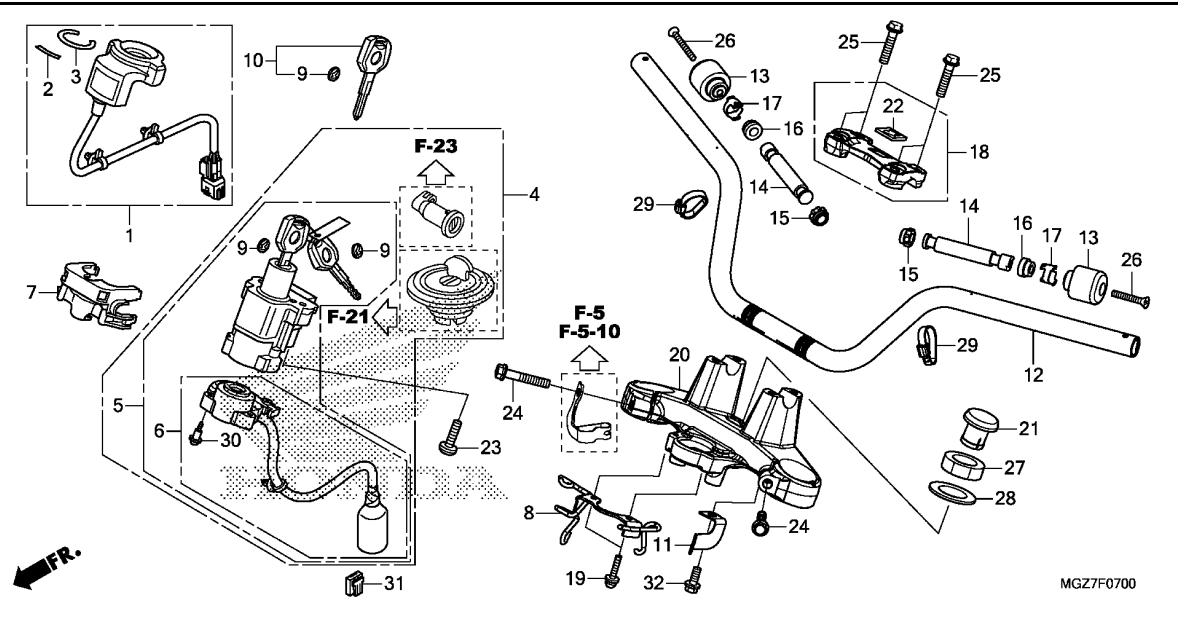
Ref. No.	Part No.	Description	Reqd. QTY		Serial No.	Parts catalogue code
			CB500	XA		
			X	D		

1	45131-MGZ-J10	PIPE COMP. A, FR. BRAKE	-	1		
2	45132-MGZ-J10	PIPE COMP. B, FR. BRAKE	-	1		
3	46392-TF0-003	CLIP, BRAKE PIPE	-	3		

F-7

HANDLE PIPE/TOP BRIDGE

F10



Ref. No.	L.O.N.	(Relative ref. Number) Description	F.R.T.
1	6141A2	RECEIVER UNIT, IMMOBILIZER ...	0.9
4	6151A1	KEY SET	1.4
5	6151A5	SWITCH, COMBINATION & LOCKINCLUDES: HISS memorization	1.3
6	6151C2	BASE, CONTACT	0.9
12	810100	PIPE, STEERING HANDLE	0.5
14		(15,16,17)	
	8101D6	WEIGHT B, HANDLE :LEFT	0.2
	8101D7	WEIGHT B, HANDLE :RIGHT	0.5
	8101D8	WEIGHT B, HANDLE :BOTH	0.7
20	510110	BRIDGE, FORK TOP	1.1

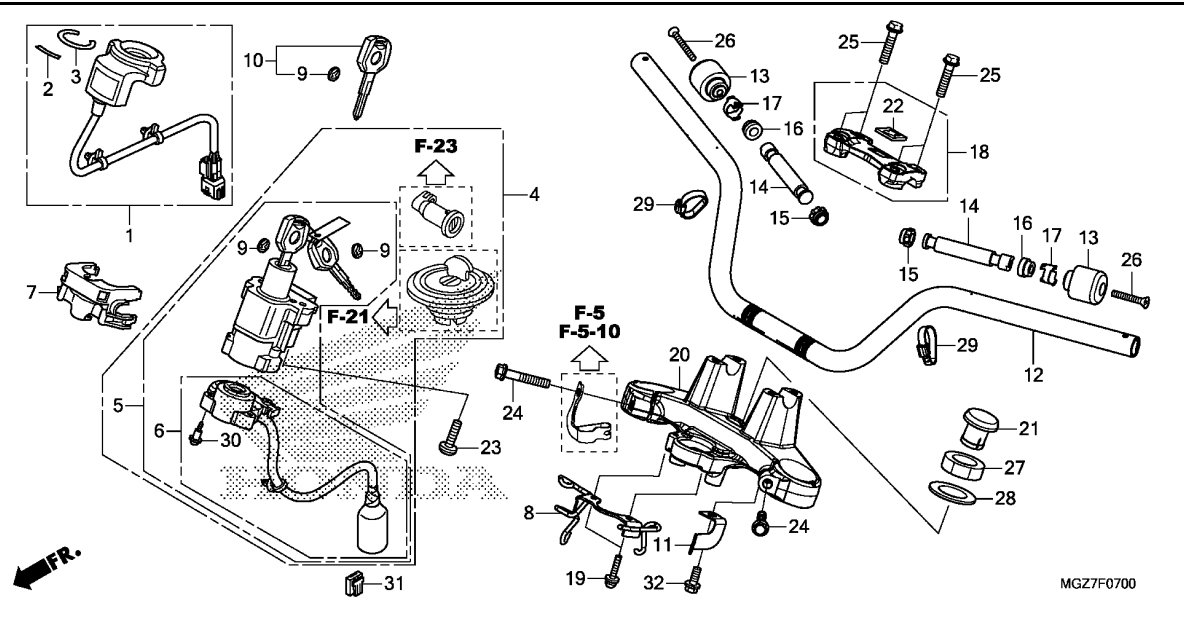
Ref. No.	Part No.	Description	Reqd. QTY		Serial No.	Parts catalogue code
			CB500	XA		
			D	D		
1	30430-MGZ-305	RECEIVER UNIT(HONDA LOCK) ...	1	1	----- E,ED,F	
	30430-MGZ-J01	1	1	----- KO,U	
2	30432-MBW-E02	MARK, RECEIVER(HONDA LOCK) ..	1	1		
3	30433-MBW-602	SEAL, IGNITION SWITCH	1	1		
4	35010-MGZ-J00	KEY SET	1	1		
5	35100-MGZ-J01	SWITCH ASSY., COMBINATION & LOCK	1	1		
6	35101-MGZ-J01	BASE COMP., CONTACT	1	1		
7	35105-MFJ-D01	GUIDE, CORD	1	1		
8	35106-MGZ-J01	GUIDE COMP., CABLE	1	1		
9	35113-MFJ-D01	EMBLEM, KEY	4	4		
			(2)	(2)		
10	35121-MFJ-D00	KEY, BLANK(IMMOBI)	(1)	(1)		
11	35910-MGZ-J00	GUIDE, L. FR. CORD	1	1		
12	53100-MGZ-J80ZA	PIPE, STEERING HANDLE *NH303M*				
		MAT AXIS GRAY METALLIC	1	1		
13	53104-MGZ-J80	WEIGHT, STEERING HANDLE	2	2		
14	53105-MGZ-J80	WEIGHT B, STEERING HANDLE ...	2	2		
15	53106-KR3-770	RUBBER A, HANDLE WEIGHT	2	2		
16	53107-MY1-000	RUBBER B, HANDLE WEIGHT	2	2		
17	53108-KR3-770	RING, HANDLE WEIGHT SNAP	2	2		
18	53130-MGS-D30ZB	HOLDER ASSY., HANDLE UPPER *NH303M*				
		MAT AXIS GRAY METALLIC	1	1		
19	53192-MFL-000	SCREW-WASHER, 5X25	2	2		



F-7

HANDLE PIPE/TOP BRIDGE

F11

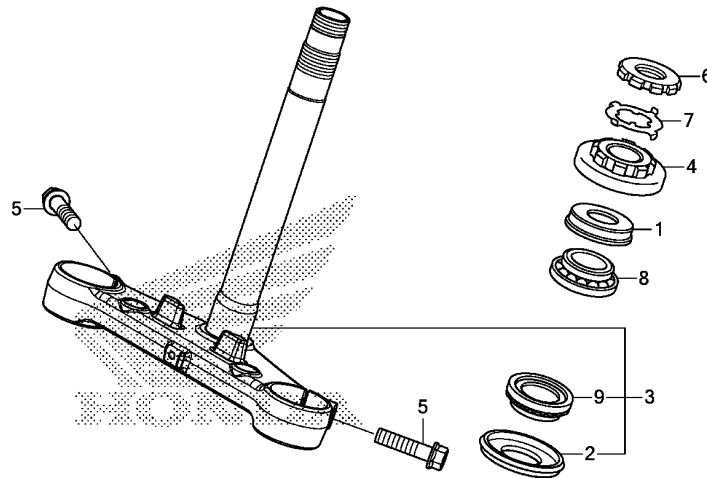


Ref. No.	Part No.	Description	Reqd. QTY		Serial No.	Parts catalogue code
			CB500			
			X	XA		
			D	D		
20	53230-MGZ-J40	BRIDGE, FORK TOP	1	1		
21	53232-MJ4-670	CAP, STEERING STEM NUT	1	1		
22	86150-KPG-901	EMBLEM, PRODUCT(MARUI)	1	1		
	86150-KPG-902	EMBLEM, PRODUCT(UEHARA)	1	1		
23	90107-MBG-000	BOLT, ONE-WAY, 8MM	2	2		
24	90108-KZZ-900	BOLT, FLANGE, 8X40	2	2		
25	90111-362-000	BOLT, FLANGE, 8X36	4	4		
26	90191-MGZ-J00	SCREW, OVAL, 6X60	2	2		
27	90304-KGA-900	NUT, STEERING STEM	1	1		
28	90503-KGA-900	WASHER, STEERING STEM	1	1		
29	90650-KW3-000	BAND, WIRE	2	2		
30	91059-KY2-711	SCREW, TAPPING, 3X16	3	3		
31	91554-SM4-003	HOLDER, BRACKET(RED)	1	1		
32	95701-08018-00	BOLT, FLANGE, 8X18	1	1		

F-9

STEERING STEM

F12



MGZ7F0900

Ref. No.	L.O.N.	(Relative ref. Number) Description	F.R.T.
3	510100	STEM OR SHAFT ASSY., STEERING (1)	1.6
4	5101B2	THREAD, STEERING HEAD TOP	1.4
8	5101B6	BEARING, HEAD PIPE :UPPER (2)	1.6
9	5101B7	BEARING, HEAD PIPE :LOWER	1.8
	5101C7	BEARING, HEAD PIPE :BOTH	1.8

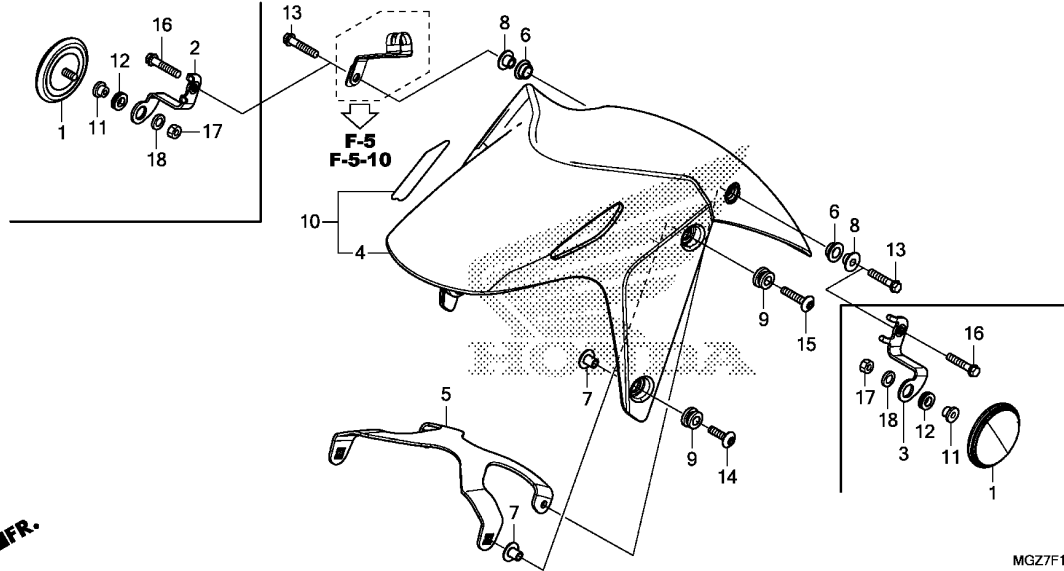
Ref. No.	Part No.	Description	Reqd. QTY		Serial No.	Parts catalogue code
			CB500	XA		
			X	XA		
			D	D		
1	53213-MB4-771	DUST SEAL, STEERING UPPER (ARAI)	1	1		
2	53214-371-010	DUST SEAL, STEERING HEAD	1	1		
3	53219-MGZ-J00	STEM SUB ASSY., STEERING	1	1		
4	53220-KYJ-900	THREAD COMP., STEERING HEAD				
		TOP	1	1		
5	90104-MGZ-J00	BOLT, FLANGE, 10X40(DR)	2	2		
6	90302-425-830	THREAD B, STEERING HEAD TOP	1	1		
7	90506-425-830	WASHER, LOCK	1	1		
8	91015-KT8-005	BEARING, HEAD PIPE UPPER(KOYO)	1	1		
9	91016-KT8-005	BEARING, HEAD PIPE UNDER(KOYO)	1	1		

3

F-10

FRONT FENDER

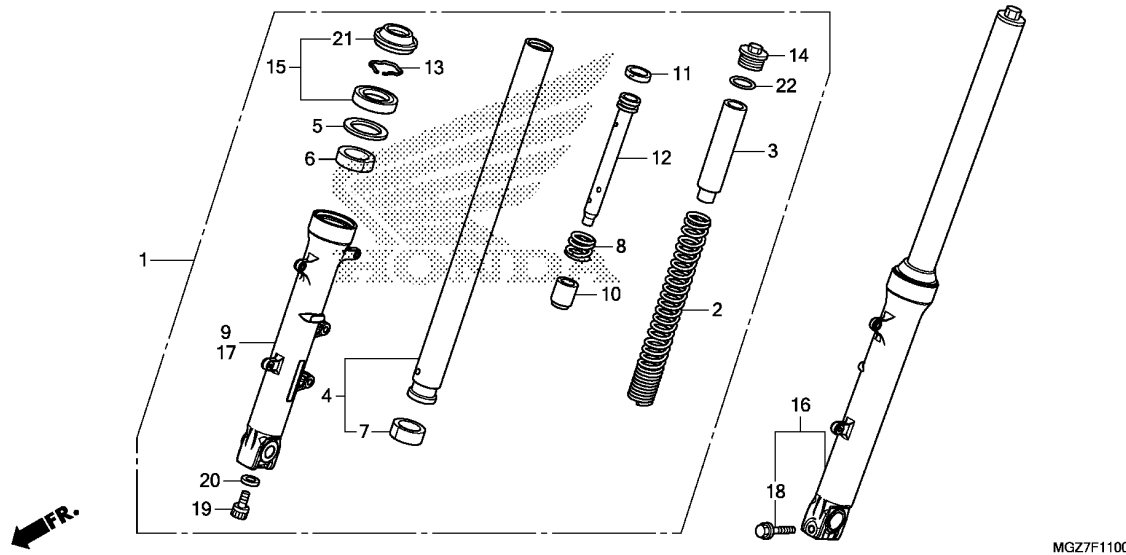
F13



Ref. No.	L.O.N.	(Relative ref. Number) Description	F.R.T.
10	4131B7	(4,5) FENDER, FRONT	0.2

3

Ref. No.	Part No.	Description	Reqd. QTY		Serial No.	Parts catalogue code
			CB500 X D	XA D		
1	33741-KTG-U01	REFLECTOR, FR. REFLEX(AMBER)	-	2	-----	U
2	60114-MGZ-A00	STAY, R. FR. SIDE REFLECTOR	-	1	-----	U
3	60115-MGZ-A00	STAY, L. FR. SIDE REFLECTOR	-	1	-----	U
4	61101-MGZ-J00ZG	FENDER, FR. *NH436M* MAT GUNPOWDER BLACK METALLIC	1	-		
5	61102-MGZ-J00	BRACE, FR. FENDER	1	1		
6	61103-KPF-910	RUBBER, FR. FENDER MOUNTING	2	2		
7	61103-KRY-900	COLLAR A, FR. FENDER	4	4		
8	61105-KPF-910	COLLAR, FR. FENDER MOUNTING	2	2		
9	61105-KRY-900	RUBBER, FR. FENDER MOUNTING	4	4		
10	61110-MGZ-D10ZA	FENDER SET, FR.(WL) *TYPE6*.....	-	1		
11	77103-MEE-000	COLLAR, SEAT SETTING	-	2	-----	U
12	80123-MER-D00	RUBBER, RR. COWL MOUNTING	-	2	-----	U
13	90010-MGZ-J00	BOLT, FLANGE, 6X28(NSHF)	2	2	-----	E,ED,F,KO
14	90130-KYJ-900	SCREW, PAN, 6X22	2	2		
15	90130-MGZ-J00	SCREW, PAN, 6X30	2	2		
16	90131-MGZ-J00	BOLT, FLANGE, 6X30	-	2	-----	U
17	90301-782-000	NUT, U, 6MM	-	2	-----	U
18	94101-06700	WASHER, PLAIN, 6MM	-	2	-----	U



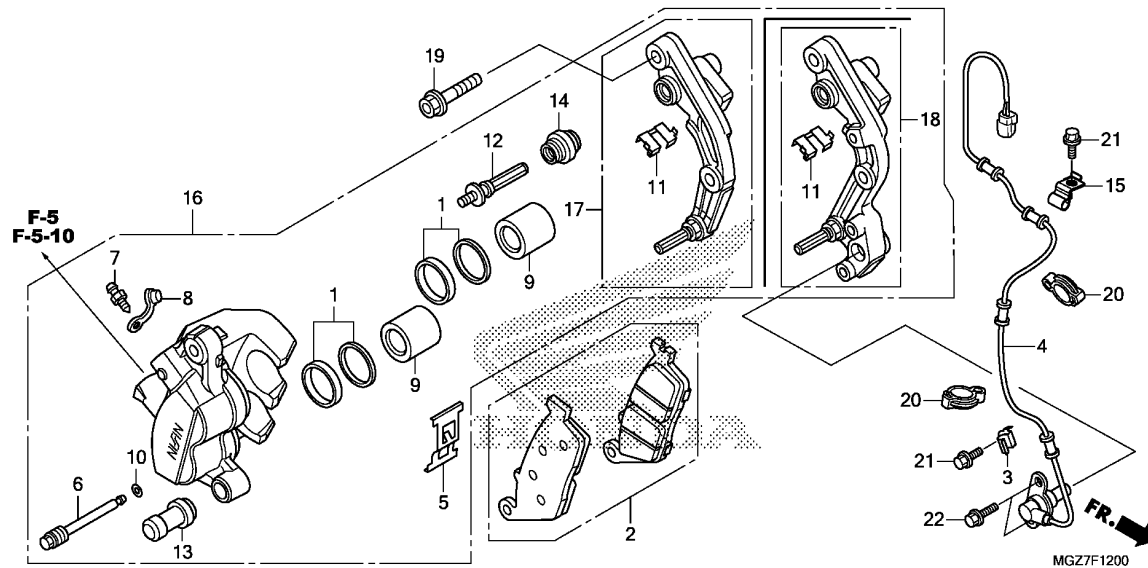
Ref. No.	L.O.N.	(Relative ref. Number) Description	F.R.T.
1	5111C3	FORK ASSY., FRONT :RIGHT	0.5
2	5111C5	SPRING, FRONT FORK :LEFT	0.7
	5111C6	SPRING, FRONT FORK :RIGHT	0.7
	5111C7	SPRING, FRONT FORK :BOTH	1.1
4		(6,7,8,10,11,12)	
	5111G2	PIPE, FRONT FORK :LEFT	0.9
	5111G3	PIPE, FRONT FORK :RIGHT	0.9
	5111G4	PIPE, FRONT FORK :BOTH	1.5
9	5111D2	CASE, BOTTOM :RIGHT	0.9
15	5111E7	SEAL SET, FRONT FORK :LEFT	0.8
	5111E8	SEAL SET, FRONT FORK :RIGHT	0.8
	5111E9	SEAL SET, FRONT FORK :BOTH	1.3
16	5111C2	FORK ASSY., FRONT :LEFT	0.5
	5111C4	FORK ASSY., FRONT :BOTH	0.7
17	5111D1	CASE, BOTTOM :LEFT	0.9
	5111D3	CASE, BOTTOM :BOTH	1.5

Ref. No.	Part No.	Description	Reqd. QTY		Serial No.	Parts catalogue code
			CB500 X D	XA D		
1	51400-MGZ-J81	FORK ASSY., R. FR.(SHOWA)	1	1		
2	51401-MGZ-J81	SPRING, FR. FORK	2	2		
3	51402-MGZ-J01	COLLAR, SPRING	2	2		
4	51410-MGZ-J81	PIPE COMP., FR. FORK	2	2		
5	51412-MB4-003	RING, BACK UP(SHOWA)	2	2		
6	51414-MFJ-A51	BUSH, GUIDE	2	2		
7	51415-MFJ-A51	BUSH, SLIDER	2	2		
8	51416-KF0-003	SPRING, FR. REBOUND(SHOWA)	2	2		
9	51420-MGZ-J01	CASE COMP., R. BOTTOM	1	1		
10	51432-MV9-003	PIECE, OIL LOCK(SHOWA)	2	2		
11	51437-KV3-701	RING, PISTON	2	2		
12	51440-MGZ-J81	PIPE, SEAT	2	2		
13	51447-KA4-711	RING, OIL SEAL STOPPER(SHOWA)	2	2		
14	51454-MM9-671	BOLT, FR. FORK	2	2		
15	51490-MER-R61	SEAL SET, FR. FORK	2	2		
16	51500-MGZ-J81	FORK ASSY., L. FR.(SHOWA)	1	1		
17	51520-MGZ-J01	CASE COMP., L. BOTTOM	1	1		
18	90109-MR7-000	BOLT, FLANGE, 8X45	1	1		
19	90116-KV3-701	BOLT, SOCKET, 8MM(SHOWA)	2	2		
20	90544-283-000	WASHER, SPECIAL, 8MM(SHOWA)	2	2		
21	91254-MEE-D01	SEAL, DUST	2	2		
22	91356-KF0-003	O-RING, 33.2X2.4	2	2		

F-12

FRONT BRAKE CALIPER

F15



Ref. No.	L.O.N.	(Relative ref. Number) Description	F.R.T.
2	711115	SHOE(PAD) SET, BRAKE :FRONT ..	0.1
4	617196	SENSOR, WHEEL SPEED :FRONT ...	0.5
9		(1)	
	7111D1	PISTON, FRONT BRAKE CALIPER ..	0.5
		.INCLUDES: Bleed brakes	
		.NOTE: Same time for two units	
16	711130	CALIPER, FRONT BRAKE	0.4
17		.INCLUDES: Bleed brakes	
	7111G0	BRACKET, FRONT CALIPER	0.2

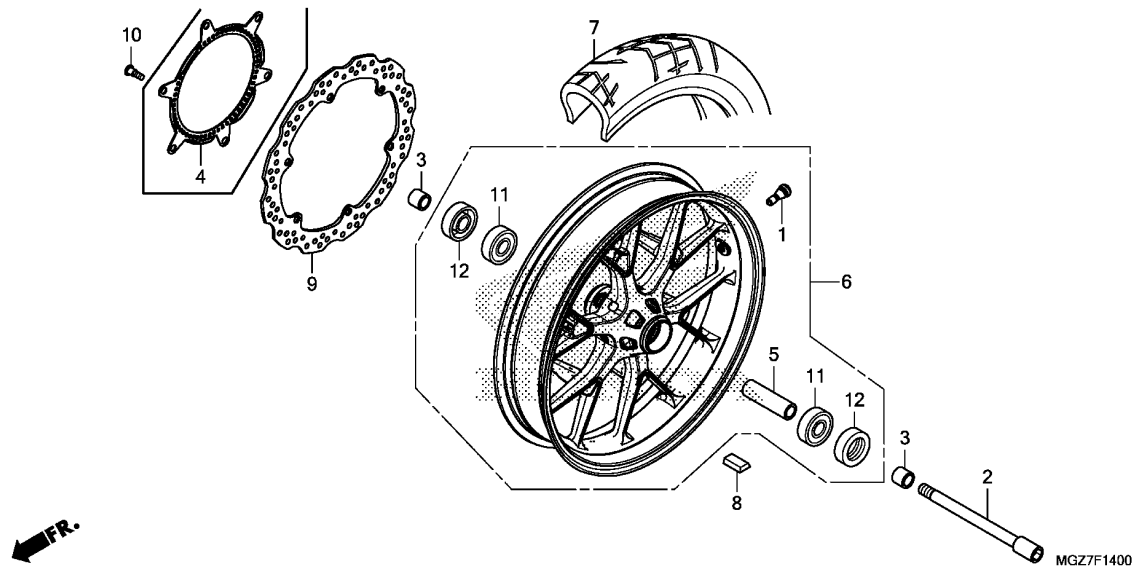
3

Ref. No.	Part No.	Description	Reqd. QTY		Serial No.	Parts catalogue code
			CB500			
			X	XA		
			D	D		
1	06431-MA3-405	SEAL SET, PISTON	2	2		
2	06455-MGS-D31	PAD SET, FR.	1	1		
3	38517-MGS-D80	CLAMPER, SENSOR CORD	-	1		
4	38520-MGZ-J11	SENSOR, FR. WHEEL SPEED	-	1		
5	43108-MCT-006	SPRING, PAD	1	1		
6	43215-KZ4-J41	PIN, HANGER	1	1		
7	43352-568-003	SCREW, BLEEDER(NISSIN)	1	1		
8	43353-461-771	CAP, BLEEDER	1	1		
9	45107-ML4-006	PISTON	2	2		
10	45111-MAJ-G41	RING, STOPPER	1	1		
11	45112-ML7-921	RETAINER	1	1		
12	45131-ML7-921	BOLT A, PIN	1	1		
13	45132-166-016	BOOT, PIN BUSH(NISSIN)	1	1		
14	45133-MA3-006	BOOT B	1	1		
15	45159-MGZ-J00	CLAMPER, SENSOR CORD	-	1		
16	45250-MGZ-J01	CALIPER SUB ASSY., R. FR. (NISSIN)	1	-		
	45250-MGZ-J11	-	1		
17	45290-MGS-D31	BRACKET SUB ASSY., R. FR. ...	1	-		
18	45290-MGZ-J11	BRACKET SUB ASSY., R. FR. ...	-	1		
19	90131-KZZ-900	BOLT, FLANGE, 8X32	2	2		
20	90690-MCA-003	CLIP, CABLE, 14MM	-	2		
21	96001-06012-07	BOLT, FLANGE, 6X12	-	2		
22	96001-06016-00	BOLT, FLANGE, 6X16	-	2		

F-14

FRONT WHEEL

F16



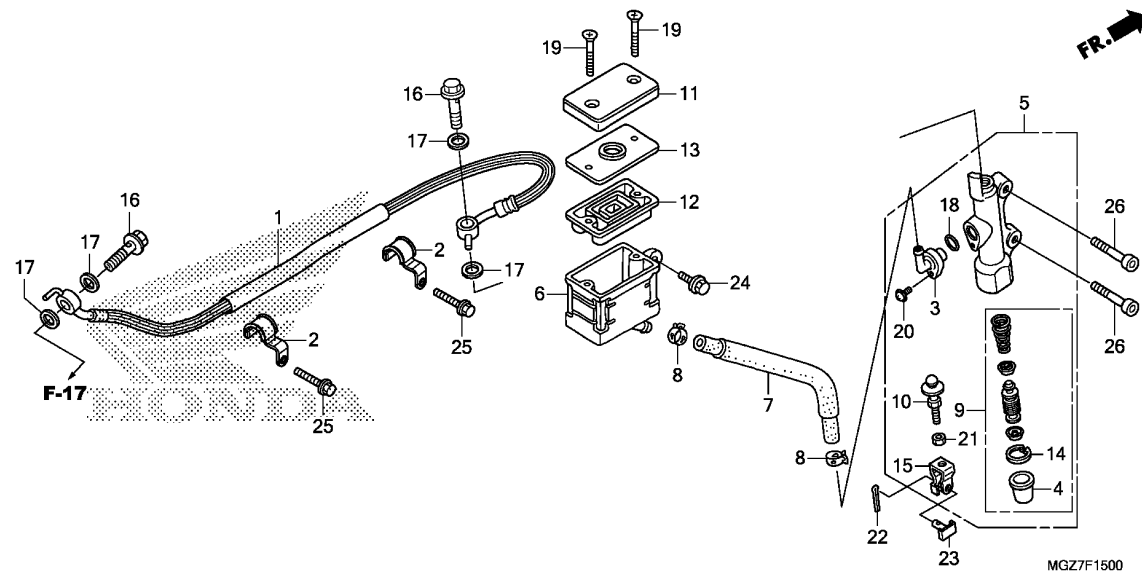
Ref. No.	L.O.N.	(Relative ref. Number) Description	F.R.T.
2		(12)	
2	710151	AXLE, FRONT WHEEL	0.3
4	7101B0	RING, PULSER :FRONT	0.4
6	7101D4	FRONT WHEEL	1.0
7	710139	FRONT TIRE(ONE)	0.9
		.INCLUDES: Balance	
8	7101A6	WEIGHT, BALANCE :FRONT	0.6
9	711120	DISC, FRONT BRAKE	0.4
11	710115	BEARING, FRONT WHEEL(ONE)	0.5
		.Replace 1 bearing add	0.1

Ref. No.	Part No.	Description	Reqd. QTY		Serial No.	Parts catalogue code
			CB500 X D	XA D		
1	42753-KWF-901	VALVE, RIM(TRITON)	1	1		
	42753-MR4-901	VALVE, RIM(SCHRADER)	1	1		
2	44301-MGZ-J00	AXLE, FR. WHEEL	1	1		
3	44311-MGZ-J00	COLLAR, FR. WHEEL SIDE	2	2		
4	44515-MGZ-J10	RING, FR. PULSER	-	1		
5	44620-MGZ-J00	COLLAR, FR. AXLE DISTANCE ...	1	1		
6	44650-MGZ-J00	WHEEL SUB ASSY., FR.	1	1		
7	44711-MGZ-D81	TIRE, FR.(PIRELLI) (120/70ZR17 M/C 58W)	1	1		
8	44721-SEA-N02	WEIGHT, BALANCE(10G) (TOHO ZINC)	N	N		
	44722-SEA-N02	WEIGHT, BALANCE(20G) (TOHO ZINC)	N	N		
	44723-SEA-N02	WEIGHT, BALANCE(30G) (TOHO ZINC)	N	N		
	44726-SEA-N02	WEIGHT, BALANCE(5G)(TOHO ZINC)	N	N		
	44727-SEA-N02	WEIGHT, BALANCE(15G) (TOHO ZINC)	N	N		
	44728-SEA-N02	WEIGHT, BALANCE(25G) (TOHO ZINC)	N	N		
9	45251-MGZ-J01	DISK, FR. BRAKE(SUNSTAR)	1	-		
	45251-MGZ-J11	-	1		
10	90105-MGS-D30	BOLT, DISK, 8X25	6	6		
11	91051-MGZ-J01	BEARING, RADIAL BALL, 6303UU (FUJIKOSHI)	2	2		
	91054-MT6-831	BEARING, RADIAL BALL, 6303UU (NSK)	2	2		
12	91253-KZJ-901	OIL SEAL, 25X47X6.5(ARAI) ...	2	2		

F-15

REAR BRAKE MASTER CYLINDER(STD)

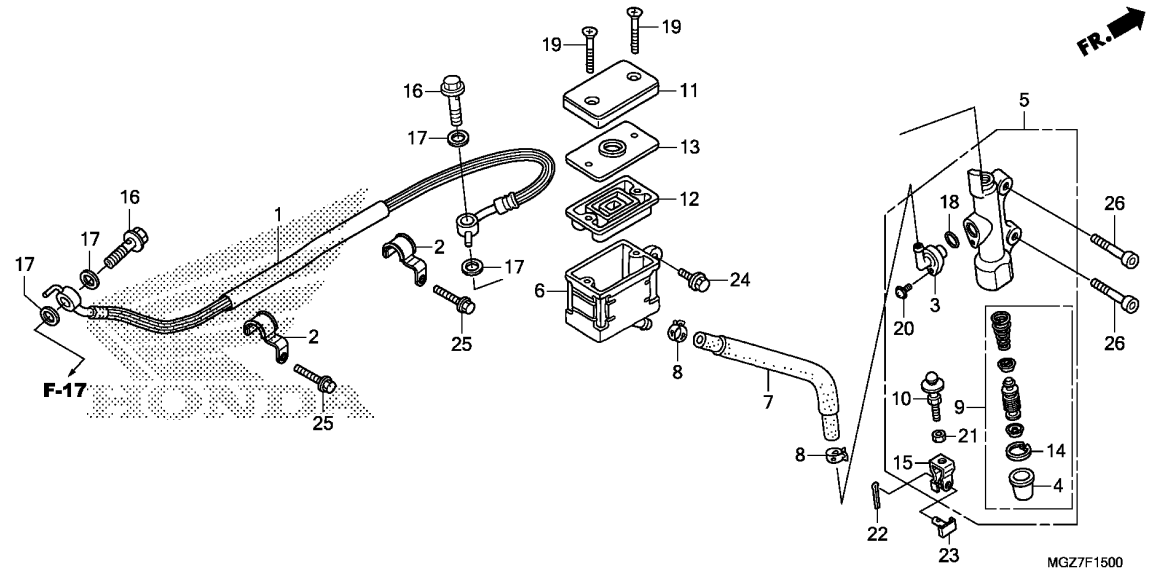
G 1



Ref. No.	L.O.N.	(Relative ref. Number) Description	F.R.T.
1	712130	HOSE, REAR BRAKEINCLUDES: Bleed brakes	0.4
5	712125	CYLINDER, REAR BRAKE MASTER .. .INCLUDES: Bleed brakes	0.5
6	7121F6	CUP, REAR MASTER CYLINDER OIL .INCLUDES: Bleed brakes	0.2
7	7121C2	HOSE, REAR MASTER CYLINDER OIL CUP	0.3
9	7121H0	PISTON SET, REAR BRAKE MASTER .INCLUDES: Bleed brakes	0.5
12	7121G7	DIAPHRAGM, REAR BRAKE MASTER CYLINDER	0.1

Ref. No.	Part No.	Description	Reqd. QTY		Serial No.	Parts catalogue code
			CB500	XA		
			X	D		
1	43310-MGZ-J01	HOSE COMP., RR. BRAKE	1	-		
2	43468-MGZ-J00	GUIDE, RR. BRAKE HOSE	2	-		
3	43503-MER-D01	CONNECTOR, MASTER CYLINDER ..	1	-		
4	43504-MB2-006	BOOT COMP.	1	-		
5	43510-MGZ-D01	CYLINDER SUB ASSY., RR. BRAKE MASTER(NISSIN)	1	-		
6	43511-KV3-831	CUP COMP., OIL	1	-		
7	43512-MGZ-J01	HOSE COMP., RR. BRAKE MASTER CYLINDER	1	-		
8	43514-KS6-701	CLAMP, MASTER CYLINDER OIL HOSE	2	-		
9	43520-MJ6-315	PISTON SET, MASTER CYLINDER (NISSIN)	1	-		
10	43530-KV3-701	ROD COMP., PUSH	1	-		
11	45513-KK1-771	CAP, MASTER CYLINDER	1	-		
12	45520-MG7-006	DIAPHRAGM	1	-		
13	45521-HA2-006	PLATE, DIAPHRAGM	1	-		
14	46182-MEL-D21	CIRCLIP	1	-		
15	46504-KV6-702	JOINT, BRAKE ROD	1	-		
16	90145-MS9-612	BOLT, OIL, 10X22	2	-		
17	90545-300-000	WASHER, OIL BOLT	4	-		
18	91212-422-006	O-RING, 14.8X2.4	1	-		
19	93600-04040-1G	SCREW, FLAT, 4X40	2	-		
20	93893-04012-17	SCREW-WASHER, 4X12	1	-		
21	94002-08000-0S	NUT, HEX., 8MM	1	-		

3

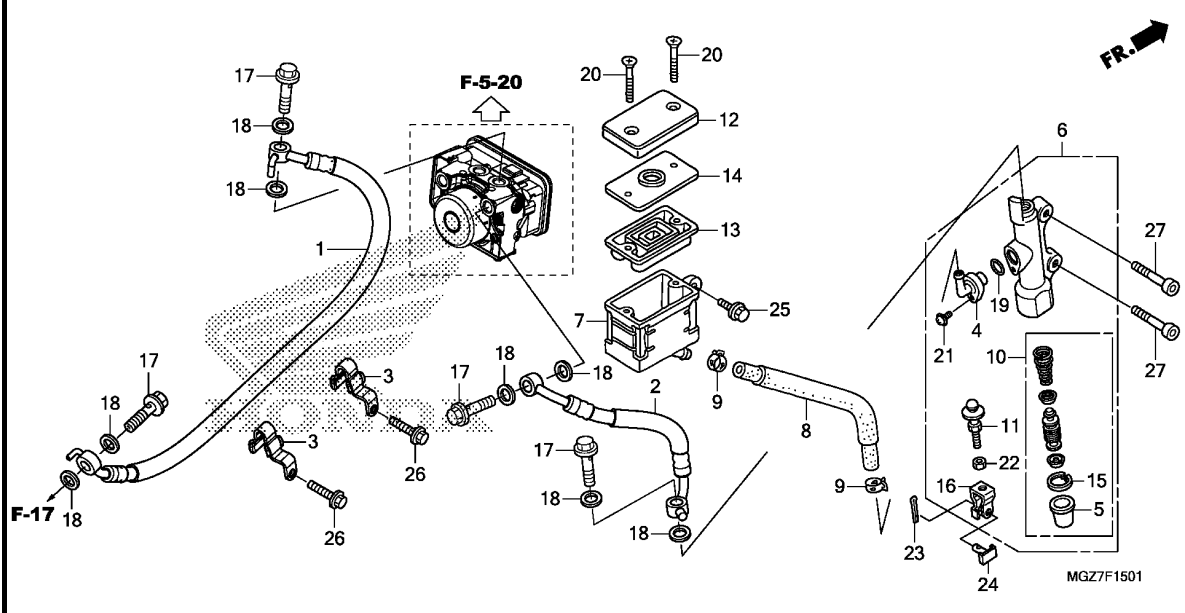


Ref. No.	Part No.	Description	Reqd. QTY		Serial No.	Parts catalogue code
			CB500	XA		
			X	D		
22	94201-20150	PIN, SPLIT, 2.0X15	1	-		
23	95015-54000	PIN D, JOINT	1	-		
24	96001-06014-07	BOLT, FLANGE, 6X14	1	-		
25	96001-06018-07	BOLT, FLANGE, 6X18	2	-		
26	96600-06020-00	BOLT, SOCKET, 6X20	2	-		

F-15-1

REAR BRAKE MASTER CYLINDER(ABS)

G 3



Ref. No.	L.O.N.	(Relative ref. Number) Description	F.R.T.
1	712180	HOSE A, REAR BRAKEINCLUDES: Bleed brakes	0.4
2	7121B0	HOSE B, REAR BRAKEINCLUDES: Bleed brakes	0.4
6	712125	CYLINDER, REAR BRAKE MASTER .. .INCLUDES: Bleed brakes	0.5
7	7121F6	CUP, REAR MASTER CYLINDER OIL .INCLUDES: Bleed brakes	0.2
8	7121C2	HOSE, REAR MASTER CYLINDER OIL CUPINCLUDES: Bleed brakes	0.3
10	7121H0	PISTON SET, REAR BRAKE MASTER .INCLUDES: Bleed brakes	0.5
13	7121G7	DIAPHRAGM, REAR BRAKE MASTER CYLINDER	0.1

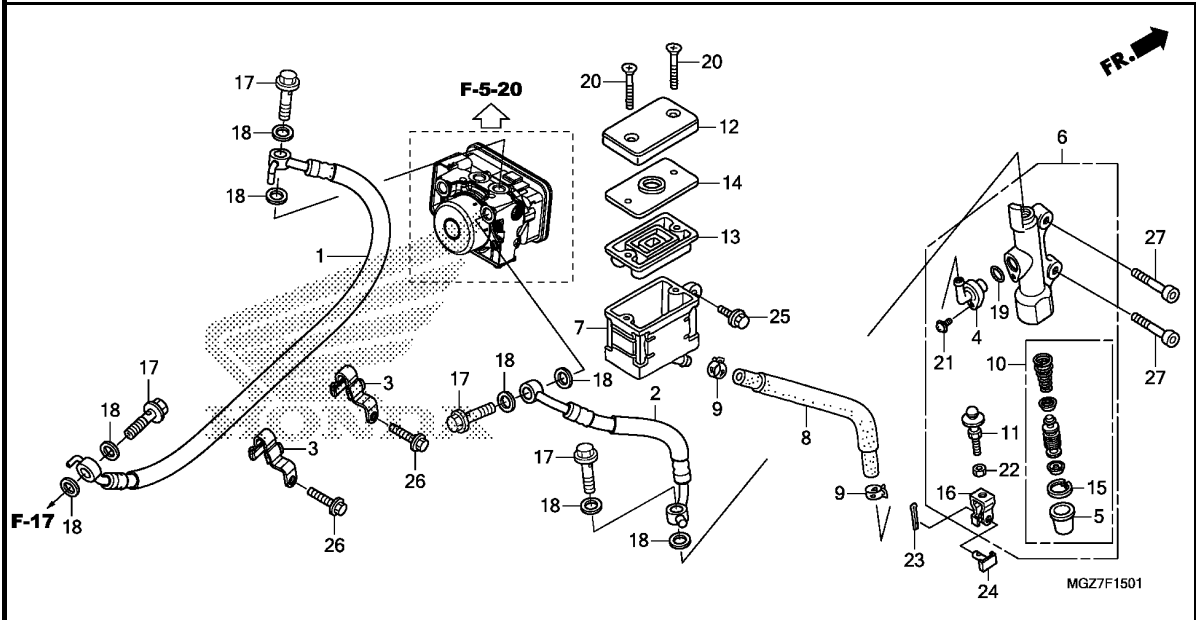
3

Ref. No.	Part No.	Description	Reqd. QTY		Serial No.	Parts catalogue code
			CB500 X D	XA D		
1	43310-MGZ-J11	HOSE COMP. A, RR. BRAKE	-	1		
2	43313-MGZ-J11	HOSE COMP. B, RR. BRAKE	-	1		
3	43468-MGZ-J10	GUIDE, RR. BRAKE HOSE	-	2		
4	43503-MER-D01	CONNECTOR, MASTER CYLINDER ..	-	1		
5	43504-MB2-006	BOOT COMP.	-	1		
6	43510-MGZ-D01	CYLINDER SUB ASSY., RR. BRAKE MASTER(NISSIN)	-	1		
7	43511-KV3-831	CUP COMP., OIL	-	1		
8	43512-MGZ-J01	HOSE COMP., RR. BRAKE MASTER CYLINDER	-	1		
9	43514-KS6-701	CLAMP, MASTER CYLINDER OIL HOSE	-	2		
10	43520-MJ6-315	PISTON SET, MASTER CYLINDER (NISSIN)	-	1		
11	43530-KV3-701	ROD COMP., PUSH	-	1		
12	45513-KK1-771	CAP, MASTER CYLINDER	-	1		
13	45520-MG7-006	DIAPHRAGM	-	1		
14	45521-HA2-006	PLATE, DIAPHRAGM	-	1		
15	46182-MEL-D21	CIRCLIP	-	1		
16	46504-KV6-702	JOINT, BRAKE ROD	-	1		
17	90145-MS9-612	BOLT, OIL, 10X22	-	4		
18	90545-300-000	WASHER, OIL BOLT	-	8		
19	91212-422-006	O-RING, 14.8X2.4	-	1		
20	93600-04040-16	SCREW, FLAT, 4X40	-	2		
21	93893-04012-17	SCREW-WASHER, 4X12	-	1		

F-15-1

REAR BRAKE MASTER CYLINDER(ABS)

G 4



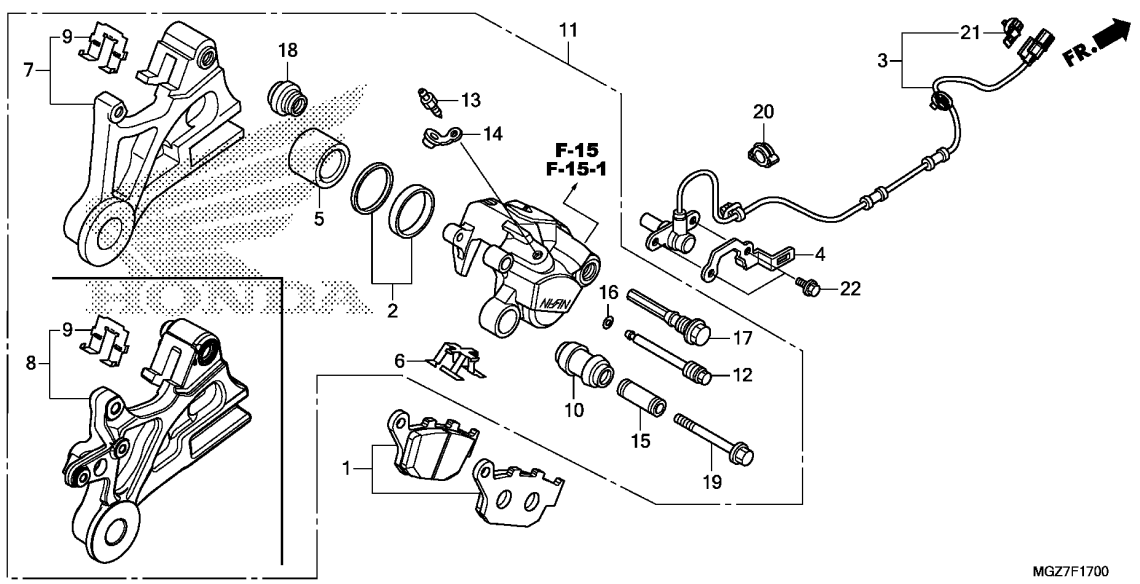
Ref. No.	Part No.	Description	Reqd. QTY		Serial No.	Parts catalogue code
			CB500	XA		
			X	D		
22	94002-08000-0S	NUT, HEX., 8MM	-	1		
23	94201-20150	PIN, SPLIT, 2.0X15	-	1		
24	95015-54000	PIN D, JOINT	-	1		
25	96001-06014-07	BOLT, FLANGE, 6X14	-	1		
26	96001-06018-07	BOLT, FLANGE, 6X18	-	2		
27	96600-06020-00	BOLT, SOCKET, 6X20	-	2		

3

F-17

REAR BRAKE CALIPER

G 5

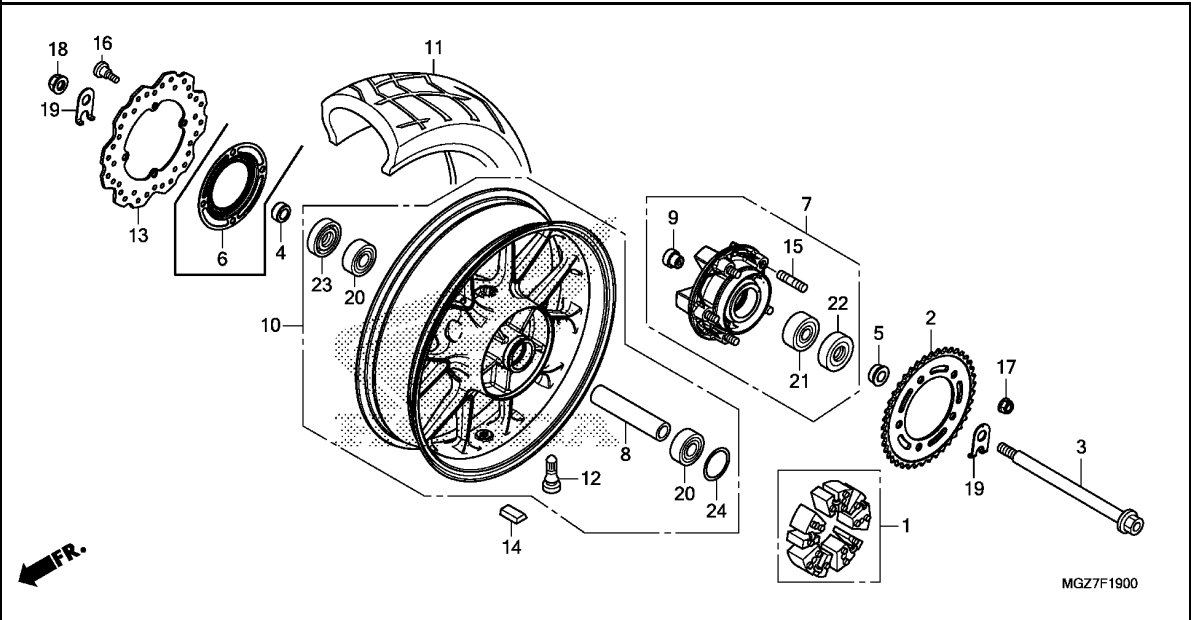


MGZ7F1700

Ref. No.	L.O.N.	(Relative ref. Number) Description	F.R.T.
1	711140	SHOE(PAD) SET, BRAKE :REAR ...	0.1
3	617197	SENSOR, WHEEL SPEED :REAR	0.5
5		(2)	
	7111D5	PISTON, REAR BRAKE CALIPER ...	0.5
		.INCLUDES: Bleed brakes	
7		(8)	
	7111C1	BRACKET, REAR CALIPER	0.5
11	711155	CALIPER, REAR BRAKE	0.6
		.INCLUDES: Bleed brakes	

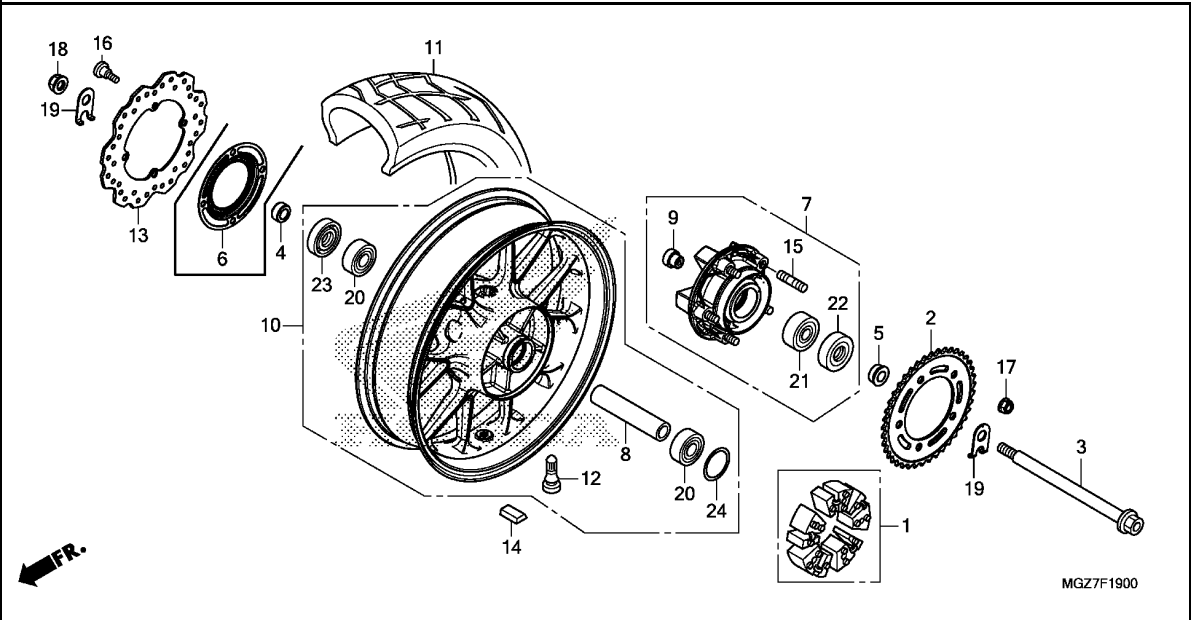
3

Ref. No.	Part No.	Description	Reqd. QTY		Serial No.	Parts catalogue code
			CB500	XA		
			X	D		
1	06435-MGZ-J01	PAD SET, RR.	1	1		
2	06451-443-405	SEAL SET, PISTON	1	1		
3	38510-MGZ-J11	SENSOR, RR. WHEEL SPEED	-	1		
4	38555-MGS-D80	STAY, SPEED SENSOR	-	1		
5	43107-KT7-761	PISTON	1	1		
6	43108-MBB-006	SPRING, PAD	1	1		
7	43110-MGZ-J01	BRACKET COMP., RR. BRAKE	1	-		
8	43110-MGZ-J11	BRACKET COMP., RR. BRAKE	-	1		
9	43112-KT7-761	RETAINER	1	1		
10	43132-KT7-761	BOOT, SLEEVE	1	1		
11	43150-MGZ-J01	CALIPER SUB ASSY., RR.(NISSIN)	1	-		
	43150-MGZ-J11	-	1		
12	43215-KZ4-J41	PIN, HANGER	1	1		
13	43352-568-003	SCREW, BLEEDER(NISSIN)	1	1		
14	43353-461-771	CAP, BLEEDER	1	1		
15	45111-MA3-006	SLEEVE	1	1		
16	45111-MAJ-G41	RING, STOPPER	1	1		
17	45131-MN9-006	BOLT, PIN	1	1		
18	45133-MA3-006	BOOT B	1	1		
19	90180-MN8-006	BOLT, FLANGE, 8X49	1	1		
20	90690-MCA-003	CLIP, CABLE, 14MM	-	1		
21	91565-SEL-003	CLIP, COUPLER(BLACK)	-	1		
22	96001-06016-00	BOLT, FLANGE, 6X16	-	2		



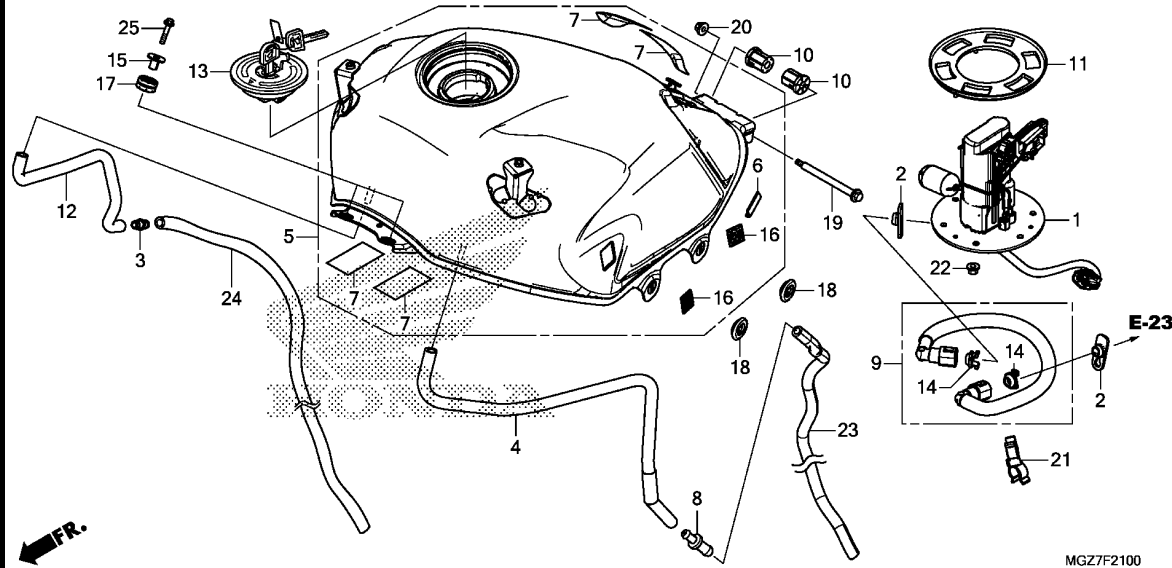
Ref. No.	L.O.N.	(Relative ref. Number) Description	F.R.T.
1		(24)	
1	710157	DAMPER, REAR WHEEL	0.4
2	7101A0	SPROCKET, FINAL DRIVEN	0.5
3		(22,23)	
3	710160	AXLE, REAR WHEEL	0.4
6	7101B1	RING, PULSER :REAR	0.5
7	7101A5	FLANGE ASSY., FINAL DRIVEN ...	0.5
10	710118	REAR WHEEL	1.1
		.INCLUDES: Balance	
11	710142	REAR TIRE(ONE)	1.0
		.INCLUDES: Balance	
13	711145	DISC, REAR BRAKE	0.5
14	7101E1	WEIGHT, BALANCE :REAR	0.7
20	710133	BEARING, REAR WHEEL(ONE)	0.6
	710133G	.Replace 1 bearing add	0.1
21	7101D1	BEARING, FINAL DRIVEN FLANGE ..	0.6

Ref. No.	Part No.	Description	Reqd. QTY		Serial No.	Parts catalogue code
			CB500			
			X	XA		
			D	D		
1	06410-MER-D00	DAMPER SET, WHEEL	1	1		
2	41201-MGZ-D00	SPROCKET, FINAL DRIVEN(41T) ..	1	1		
3	42301-MGZ-J00	AXLE, RR. WHEEL	1	1		
4	42312-MGZ-J00	COLLAR, RR. BRAKE SIDE	1	1		
5	42313-MGZ-J00	COLLAR, L. RR. WHEEL SIDE ...	1	1		
6	42515-MGZ-J10	RING, RR. PULSER	-	1		
7	42615-MGZ-D00	FLANGE SUB ASSY., RR. DRIVEN	1	1		
8	42620-MGZ-J00	COLLAR, RR. AXLE DISTANCE ...	1	1		
9	42625-MGZ-J00	COLLAR B, RR. AXLE DISTANCE ..	1	1		
10	42650-MGZ-J00	WHEEL SUB ASSY., RR.	1	-		
	42650-MGZ-J10	-	1		
11	42711-MGZ-D81	TIRE, RR.(PIRELLI) (160/60ZR17 M/C 69W)	1	1		
12	42753-KWF-901	VALVE, RIM(TRITON)	1	1		
	42753-MR4-901	VALVE, RIM(SCHRADER)	1	1		
13	43251-MGZ-J01	DISK, RR. BRAKE(SUNSTAR)	1	1		
14	44721-SEA-N02	WEIGHT, BALANCE(10G)				
		(TOHO ZINC)	N	N		
	44722-SEA-N02	WEIGHT, BALANCE(20G)				
		(TOHO ZINC)	N	N		
	44723-SEA-N02	WEIGHT, BALANCE(30G)				
		(TOHO ZINC)	N	N		
	44726-SEA-N02	WEIGHT, BALANCE(5G)(TOHO ZINC)	N	N		
	44727-SEA-N02	WEIGHT, BALANCE(15G)				
		(TOHO ZINC)	N	N		
	44728-SEA-N02	WEIGHT, BALANCE(25G)				
		(TOHO ZINC)	N	N		



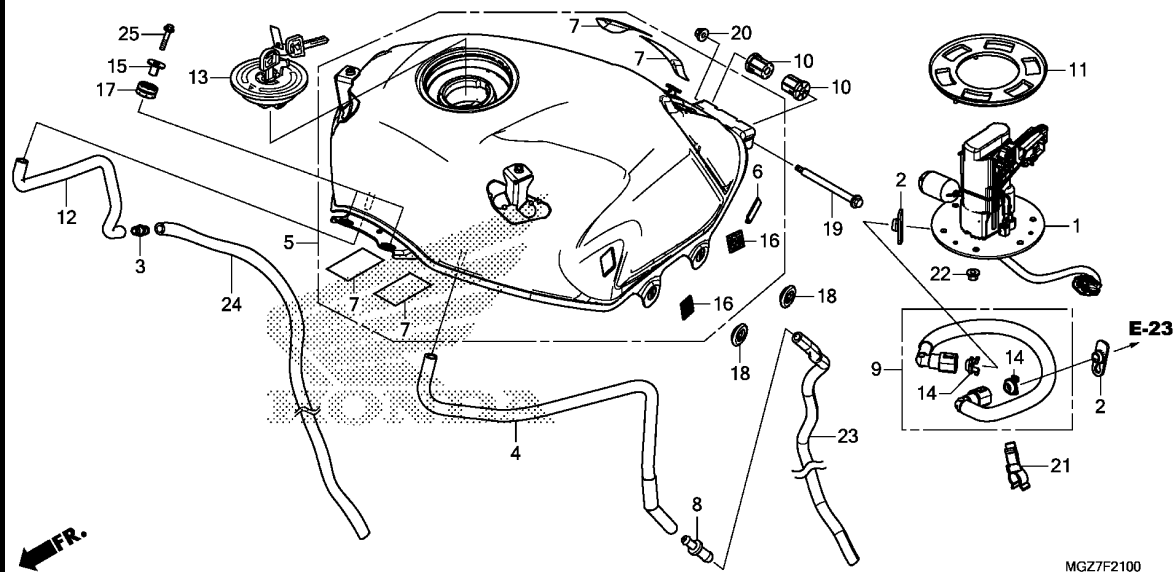
MGZ7F1900

Ref. No.	Part No.	Description	Reqd. QTY		Serial No.	Parts catalogue code
			CB500			
			X	XA		
			D	D		
15	90102-MAS-000	BOLT, STUD, 12X25	5	5		
16	90105-MGS-D30	BOLT, DISK, 8X25	4	4		
17	90306-KGH-901	NUT, U, 12MM(FUJI SEIMITSU) ..	5	5		
18	90306-MGZ-J01	NUT, U, FLANGE, 16MM	1	1		
19	90559-MGZ-J00	WASHER, RR. SWINGARM	2	2		
20	91051-MGZ-J01	BEARING, RADIAL BALL, 6303UU				
	91054-MT6-831	BEARING, RADIAL BALL, 6303UU				
		(FUJIKOSHI)	2	2		
		(NSK)	2	2		
21	91053-MM5-004	BEARING, RADIAL BALL, 6304UU	1	1		
22	91253-442-003	DUST SEAL, 30X52X7	1	1		
23	91253-443-761	DUST SEAL, 30X47X8(ARAI)	1	1		
	91253-443-762	DUST SEAL, 30X47X8(NOK)	1	1		
24	91351-MGS-D30	O-RING, 55X2	1	1		

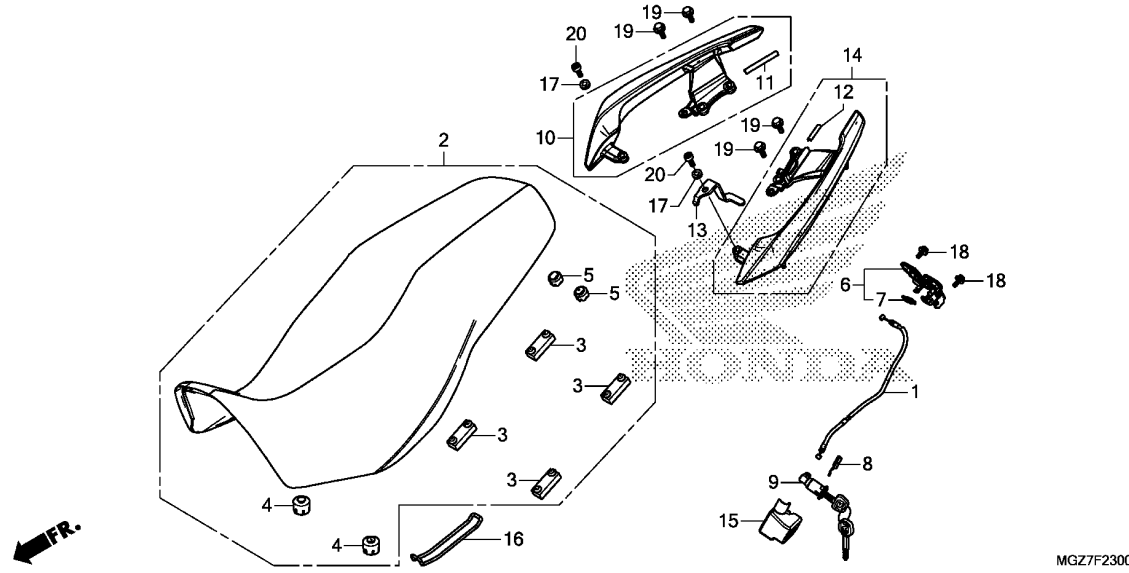


Ref. No.	L.O.N.	(Relative ref. Number) Description	F.R.T.
1		(11)	
310120		PUMP ASSY., FUEL	0.9
5	310100	TANK, FUEL	0.8
9	310162	HOSE, FUEL FEED	0.7

Ref. No.	Part No.	Description	Reqd. QTY		Serial No.	Parts catalogue code
			CB500 X D	XA D		
1	16700-MGZ-J81	PUMP ASSY., FUEL	1	1		
2	16719-MEW-920	DAMPER, CONNECTOR	2	2		
3	17359-419-670	JOINT, BREATHER TUBE	1	1		
4	17418-MGZ-J00	TUBE, FUEL TANK BREATHER	1	1		
5	17500-MGZ-J80ZA	TANK ASSY., FUEL	1	1		
		R4C.....CANDY RUBY RED	1	1	-----	E,ED,F,KO
	17500-MGZ-J80ZC	*NHA87P*PEARL HIMALAYAS WHITE	1	1		
	17500-MGZ-J80ZB	*NH436M* MAT GUNPOWDER BLACK METALLIC	1	1	-----	E,ED,F,U
6	17501-MGZ-J00	RUBBER, FUEL TANK	2	2		
7	17528-KCZ-930	TAPE B, TANK GUARD	4	4		
8	17561-KVG-900	JOINT, FUEL TUBE	1	1		
9	17570-MGZ-J01	HOSE COMP., FUEL FEED	1	1		
10	17572-KPP-T00	CUSHION, FUEL TANK RR. PIVOT	2	2		
11	17574-MGS-D30	PACKING, BASE	1	1		
12	17590-MGZ-J00	TUBE, FUEL TANK DRAIN	1	1		
13	17620-MCB-611	CAP COMP., FUEL FILLER	1	1		
14	17711-MGE-003	RETAINER	2	2		
15	61102-KTY-D30	COLLAR, RADIATOR MOUNTING ...	2	2		
16	64243-MEW-920	FASTENER B, DUAL LOCK, 20X20	4	4		
17	77208-KW7-900	RUBBER B, SEAT MOUNTING	2	2		
18	83551-300-000	GROMMET, AIR CLEANER CASE ...	4	4		
19	90135-MS2-000	BOLT, TANK HINGE	1	1		
20	90301-KGH-901	NUT, U, 6MM(FUJI SEIMITSU) ..	1	1		
21	91593-MGZ-J01	CLAMP, FUEL HOSE(BLACK)	1	1		



Ref. No.	Part No.	Description	Reqd. QTY		Serial No.	Parts catalogue code
			CB500			
			X	XA		
			D	D		
22	94050-06000	NUT, FLANGE, 6MM	6	6		
23	95005-75640-20	TUBE, 7.3X640	1	1		
24	95005-80640-20	TUBE, 8X640(95005-80001-50M)	1	1		
25	96001-06025-07	BOLT, FLANGE, 6X25	2	2		



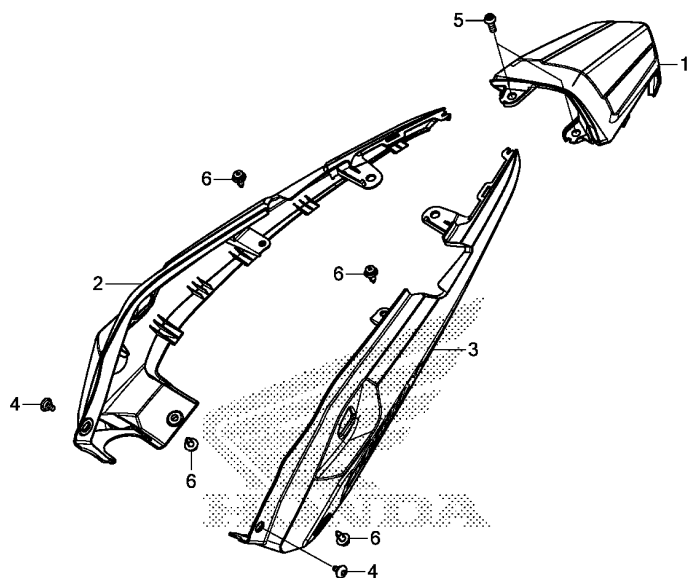
Ref. No.	L.O.N.	(Relative ref. Number) Description	F.R.T.
1	811175	CABLE, SEAT LOCK	0.4
2	413150	SEAT	0.1
6	4131E8	CATCH, SEAT :REAR SIDE	0.4
9		(15)	
	4131F2	KEY, SEAT LOCK	0.2
10	4131F4	RAIL, GRAB :RIGHT	0.1
14	4131F3	RAIL, GRAB :LEFT	0.1
	4131F5	RAIL, GRAB :BOTH	0.1

Ref. No.	Part No.	Description	Reqd. QTY		Serial No.	Parts catalogue code
			CB500 X D	XA D		
1	77156-MGZ-J81	CABLE, SEAT LOCK	1	1		
2	77200-MGZ-J81	SEAT ASSY., DOUBLE	1	1		
3	77205-286-000	RUBBER B, SEAT SETTING	4	4		
4	77206-KFN-850	RUBBER, SEAT CUSHION	2	2		
5	77214-KPH-900	RUBBER B, SEAT SETTING	2	2		
6	77220-MGZ-J00	LOCK COMP., SEAT	1	1		
7	77234-GN2-000	SPRING, SEAT LOCK	1	1		
8	77235-469-000	SPRING, LOCK KEY SETTING	1	1		
9	77239-KVB-900	KEY, SEAT LOCK	1	1		
10	77330-MGZ-J80ZA	GRIP, R. RR. *NH167MU*				
		IRON NAIL SILVER METALLIC-U	1	1		
11	77331-MGZ-J00	RUBBER, RR. GRIP				
		(R. SIDE)	1	1		
12	77331-MGZ-J80	RUBBER, RR. GRIP				
		(L. SIDE)	1	1		
13	77334-MGZ-J80	PLATE, CABLE GUARD	1	1		
14	77340-MGZ-J80ZA	GRIP, L. RR. *NH167MU*				
		IRON NAIL SILVER METALLIC-U	1	1		
15	77582-MGZ-J80	STAY, SEAT LOCK CABLE	1	1		
16	83606-KWS-901	BAND, TOOL	1	1		
17	94101-06000	WASHER, PLAIN, 6MM	2	2		
18	95701-06012-00	BOLT, FLANGE, 6X12	2	2		
19	95701-08025-00	BOLT, FLANGE, 8X25	4	4		
20	96600-06025-00	BOLT, SOCKET, 6X25	2	2		

F-23-10

REAR COWL

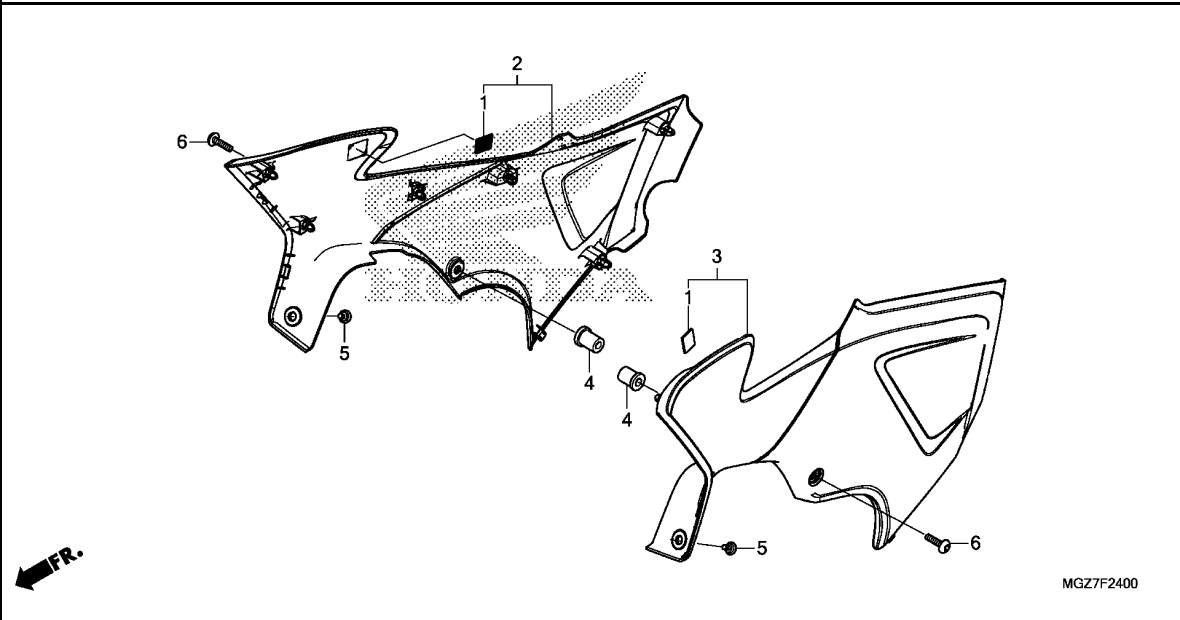
G11



Ref. No.	L.O.N.	(Relative ref. Number) Description	F.R.T.
1	4111K7	COWL, REAR CENTER	0.1
2	4111X7	COWL, REAR :RIGHT	0.2
3	4111X6	COWL, REAR :LEFT	0.2
	4111X8	COWL, REAR :BOTH	0.3

Ref. No.	Part No.	Description	Reqd. QTY		Serial No.	Parts catalogue code
			CB500	XA		
			X	D		
1	77231-MGZ-J80	COWL, RR. CENTER	1	1		
2	77240-MGZ-D80ZA	COWL SET, R. RR.(WL)				
		TYPE3.....	1	1	-----	E,ED,F,KO
	77240-MGZ-D80ZC	*TYPE1*.....	1	1		
	77240-MGZ-D80ZB	*TYPE2*.....	1	1	-----	E,ED,F,U
3	77250-MGZ-D80ZA	COWL SET, L. RR.(WL)				
		TYPE3.....	1	1	-----	E,ED,F,KO
	77250-MGZ-D80ZC	*TYPE1*.....	1	1		
	77250-MGZ-D80ZB	*TYPE2*.....	1	1	-----	E,ED,F,U
4	90114-KPH-700	SCREW, SPECIAL, 5X11	2	2		
5	90133-KPP-T00	SCREW, PAN, 6X14	2	2		
6	90683-GR1-003	CLIP, BODY COVER	4	4		

3

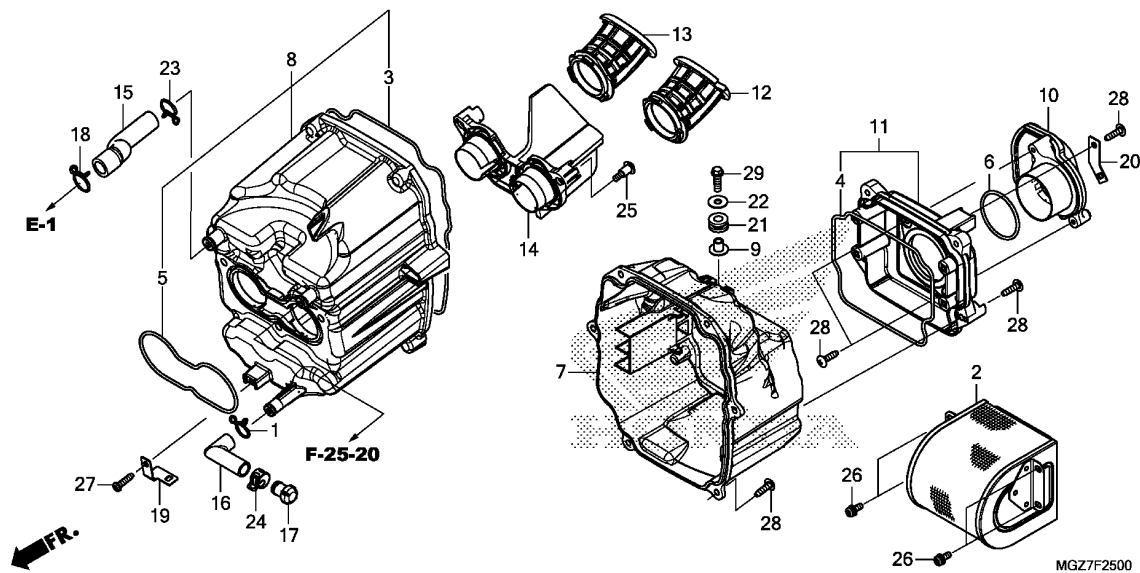
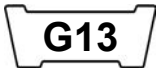


Ref. No.	L.O.N.	(Relative ref. Number) Description	F.R.T.
2	4111H9	COVER, SIDE :RIGHT	0.1
3	4111H8	COVER, SIDE :LEFT	0.1
	4111J0	COVER, SIDE :BOTH	0.2

Ref. No.	Part No.	Description	Reqd. QTY		Serial No.	Parts catalogue code
			CB500	XA		
			X	XA		
			D	D		
1	64243-MEW-920	FASTENER B, DUAL LOCK, 20X20	2	2		
2	83505-MGZ-J80	COVER ASSY., R. SIDE	1	1		
3	83605-MGZ-J80	COVER ASSY., L. SIDE	1	1		
4	90114-KAS-900	NUT, COWL SETTING, 6MM	2	2		
5	90114-KPH-700	SCREW, SPECIAL, 5X11	2	2		
6	90130-KYJ-900	SCREW, PAN, 6X22	2	2		

F-25

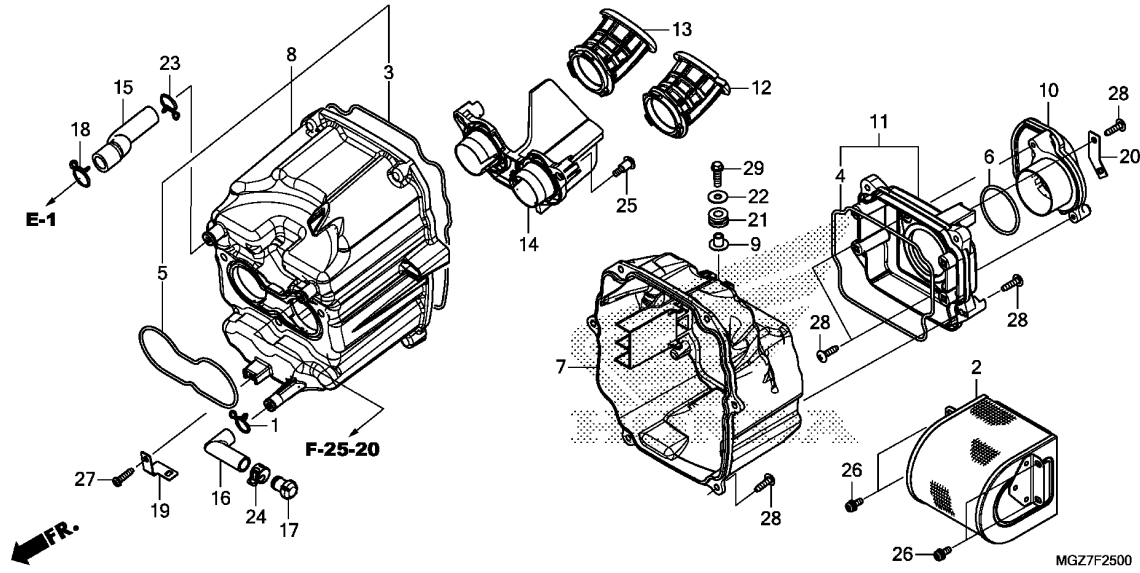
AIR CLEANER



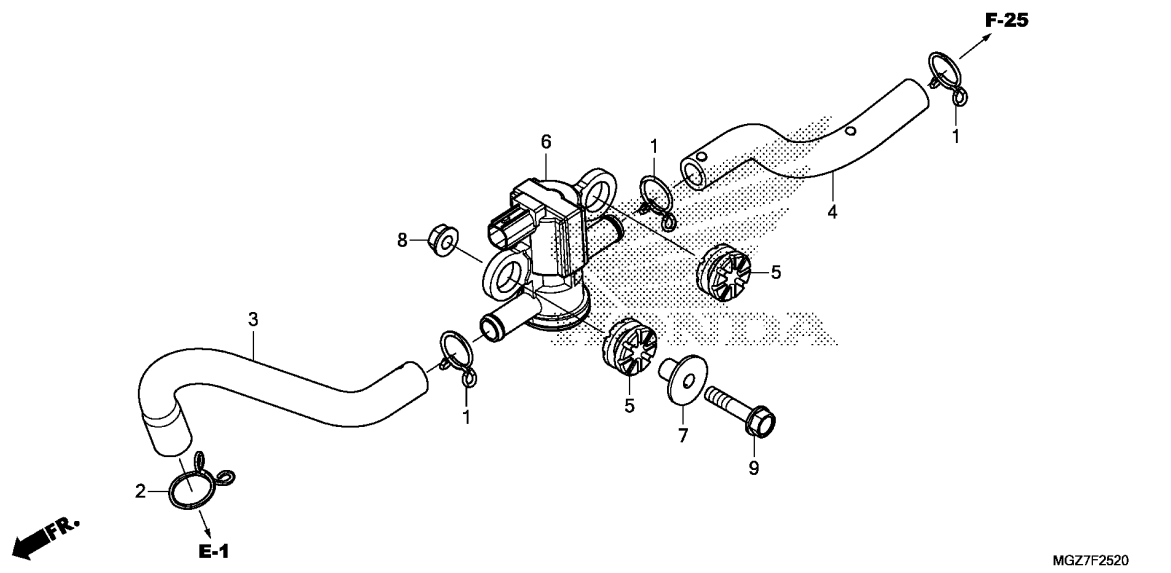
Ref. No.	L.O.N.	(Relative ref. Number) Description	F.R.T.
2		(4) ELEMENT, AIR CLEANER	0.3
7		(3) COVER, AIR CLEANER CASE	1.2
8		(5) CASE, AIR CLEANER	1.2
10		(6,11) DUCT, AIR CLEANER	0.4
12		3121C8 FUNNEL, AIR :LEFT	1.2
13		3121C9 FUNNEL, AIR :RIGHT	1.2
14		3121E2 FUNNEL, AIR :BOTH	1.3
		312127 FUNNEL, AIR	1.3

3

Ref. No.	Part No.	Description	Reqd. QTY		Serial No.	Parts catalogue code
			CB500 X D	XA D		
1	15771-KV6-000	CLIP, OIL DRAIN TUBE	1	1		
2	17211-MGZ-D00	ELEMENT, AIR CLEANER	1	1		
3	17213-MGZ-D00	SEAL, AIR CLEANER	1	1		
4	17214-MGZ-D00	SEAL, AIR CLEANER LID	1	1		
5	17215-MGZ-D00	SEAL, THROTTLE BODY	1	1		
6	17216-MGZ-D00	SEAL, AIR CLEANER DUCT	1	1		
7	17220-MGZ-D00	COVER, AIR CLEANER	1	1		
8	17225-MGZ-D00	CASE SUB ASSY., AIR CLEANER ..	1	1		
9	17232-KYJ-900	COLLAR, AIR CLEANER MOUNTING	1	1		
10	17240-MGZ-D00	DUCT, AIR CLEANER	1	1	-----	E,ED,F
	17240-MGZ-A00	1	1	-----	KO,U
11	17245-MGZ-D01	LID SUB ASSY., AIR CLEANER ..	1	1		
12	17251-MGZ-D00	FUNNEL, L. AIR	1	1	-----	E,ED,F
	17251-MGZ-A00	1	1	-----	KO,U
13	17252-MGZ-D00	FUNNEL, R. AIR	1	1	-----	E,ED,F
	17252-MGZ-A00	1	1	-----	KO,U
14	17253-MGZ-D00	FUNNEL, AIR	1	1		
15	17265-MGZ-D00	TUBE, BREATHER	1	1		
16	17366-428-670	TUBE A, DRAIN	1	1		
17	17370-382-870	PLUG, BREATHER TUBE	1	1		
18	17724-102-700	CLIP, SUB TANK HOSE	1	1		
19	32150-MGZ-J00	STAY, ENGINE SUB HARNESS	1	1		
20	32207-MGZ-J00	STAY, HARNESS	1	1		
21	83545-KCJ-690	RUBBER, SIDE COVER	1	1		
22	90538-KSH-900	WASHER, SPECIAL, 6MM	1	1		



Ref. No.	Part No.	Description	Reqd. QTY		Serial No.	Parts catalogue code
			CB500			
			X	XA		
			D	D		
23	90646-657-000	CLIP, AIR HOSE, 16MM	1	1		
24	91406-MS8-000	CLAMP, TUBE(D14.5)	1	1		
25	91508-MM5-000	SCREW, PAN, 5MM	3	3		
26	93893-05014-08	SCREW-WASHER, 5X14	4	4		
27	93901-25320	SCREW, TAPPING, 5X16	1	1		
28	93903-25480	SCREW, TAPPING, 5X20	13	13		
29	96001-06020-04	BOLT, FLANGE, 6X20	1	1		



Ref. No.	L.O.N.	(Relative ref. Number) Description	F.R.T.
----------	--------	------------------------------------	--------

6	314130	VALVE, SECONDARY AIR CONTROL	0.9
---	--------	------------------------------	-----

MGZ7F2520

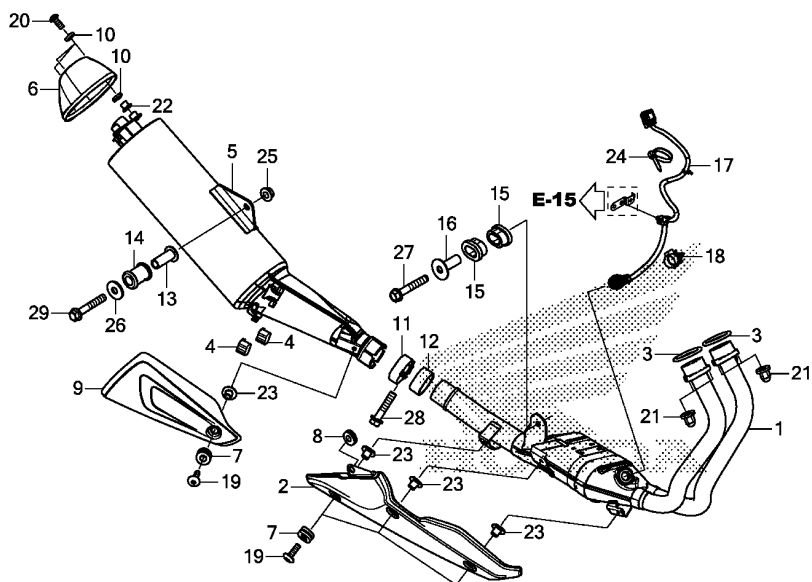
Ref. No.	Part No.	Description	Reqd. QTY		Serial No.	Parts catalogue code
			CB500			
			X	XA		
			D	D		
1	15772-551-000	CLIP, BREATHER TUBE	3	3		
2	17369-KB4-670	CLIP, BREATHER TUBE	1	1		
3	18613-MGZ-J00	TUBE, AIR INJECTION SOLENOID	1	1		
4	18653-MGZ-D00	TUBE(AISV-AIR CLEANER)	1	1		
5	33115-KVK-900	RUBBER, HEADLIGHT	2	2		
6	36450-KVK-901	VALVE ASSY., AIR INJECTION SOLENOID	1	1		
7	61104-428-000	COLLAR, FR. FENDER	1	1		
8	94050-06080	NUT, FLANGE, 6MM	1	1		
9	95701-06028-08	BOLT, FLANGE, 6X28	1	1		

3

F-27

EXHAUST MUFFLER

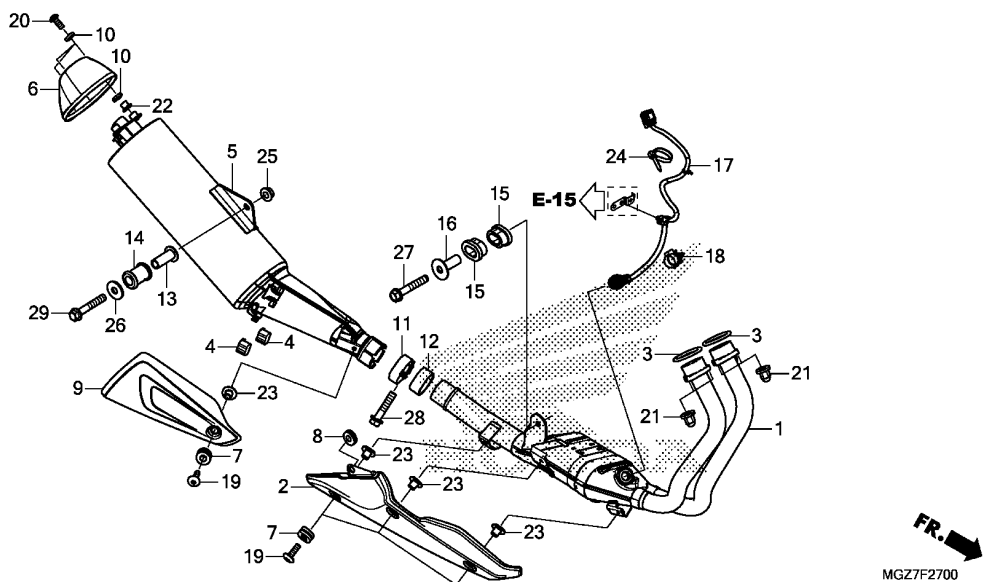
G16



Ref. No.	L.O.N.	(Relative ref. Number) Description	F.R.T.
1	313110	PIPE, EXHAUST	0.7
2	313125	COVER, EXHAUST PIPE	0.1
3	3131B4	GASKET, EXHAUST PIPE	0.7
.NOTE: Same time for two units			
5	313120	MUFFLER	0.2
6	3131F2	CAP, MUFFLER END	0.1
9	4111X4	COVER, MUFFLER	0.1
12	3131C4	GASKET, MUFFLER	0.1
17	617121	SENSOR, OXYGEN	0.6

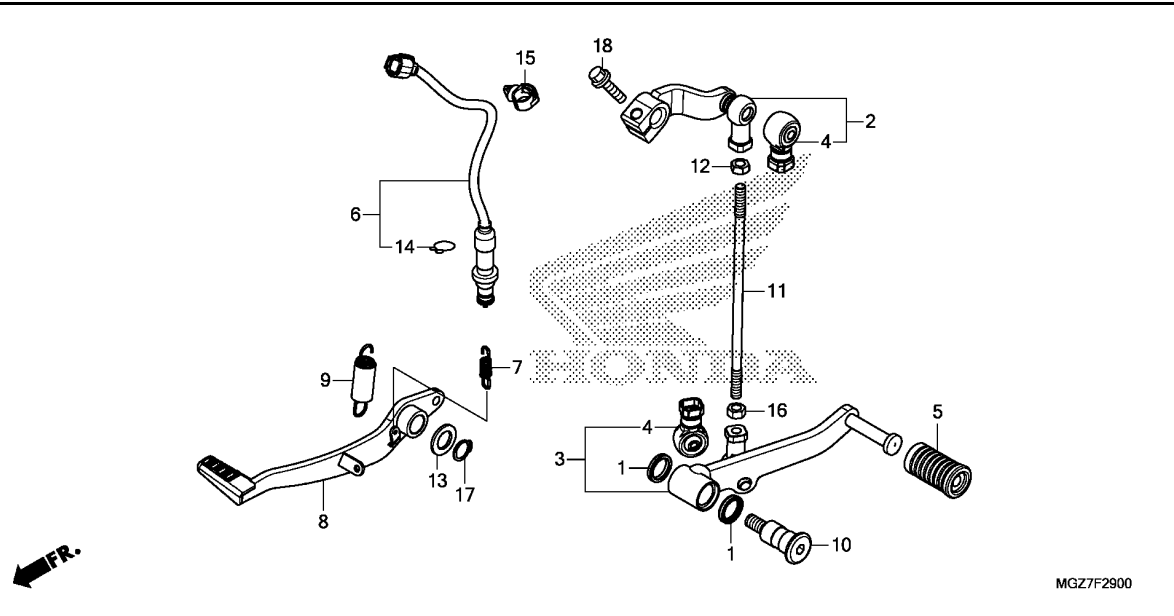
Ref. No.	Part No.	Description	Reqd. QTY		Serial No.	Parts catalogue code
			CB500 X D	XA D		
1	18150-MGZ-D00	PIPE COMP., EX.	1	1		
2	18180-MGZ-J00	COVER, EX. MANIFOLD	1	1		
3	18291-MN4-920	GASKET, EX. PIPE	2	2		
4	18293-MN0-000	RUBBER, PROTECTOR	2	2		
5	18310-MGZ-D80	MUFFLER COMP.	1	1		
6	18315-MGZ-J00	CAP, MUFFLER TAIL	1	1		
7	18320-196-000	RUBBER A, PROTECTOR	4	4		
8	18345-MBT-610	RUBBER, PROTECTOR MOUNTING ..	1	1		
9	18350-MGZ-J00	COVER, MUFFLER	1	1		
10	18365-MEE-D00	WASHER, RUBBER, 8.5X13X2.5 ..	6	6		
11	18376-413-000	BAND, L. RR. MUFFLER	1	1		
12	18392-MG7-750	PACKING, MUFFLER	1	1		
13	18420-MGZ-J00	COLLAR, MUFFLER MOUNTING	1	1		
14	18421-MGZ-J00	RUBBER, MUFFLER MOUNTING	1	1		
15	18422-MGZ-J00	RUBBER, EX. PIPE MOUNTING ...	2	2		
16	18423-MGZ-J00	COLLAR, EX. PIPE MOUNTING ...	1	1		
17	36531-MGZ-J01	SENSOR, OXYGEN	1	1		
18	53781-SE0-952	CLIP, RETURN HOSE	1	1		
19	90118-MGZ-J00	SCREW, PAN, 6X20	4	4		
20	90132-MFJ-D00	BOLT, SPECIAL, 6X18(SUS)	3	3		
21	90304-KPH-700	NUT, HEX. CAP, 8MM	4	4		
22	90501-GN5-830	COLLAR, 8.5X7	3	3		
23	90502-KGB-610	COLLAR, HEAD SIDE COVER	4	4		
24	90651-KV6-003	BAND, WIRE, 165MM(BLACK)	1	1		
25	94050-08000	NUT, FLANGE, 8MM	1	1		

3



Ref. No.	Part No.	Description	Reqd. QTY		Serial No.	Parts catalogue code
			CB500	XA		
			X	D		

26	94103-08000	WASHER, PLAIN, 8MM	1	1		
27	95701-08050-00	BOLT, FLANGE, 8X50	1	1		
28	96400-08035-04	BOLT, FLANGE, 8X35(DR)	1	1		
29	96400-08050-00	BOLT, FLANGE, 8X50	1	1		

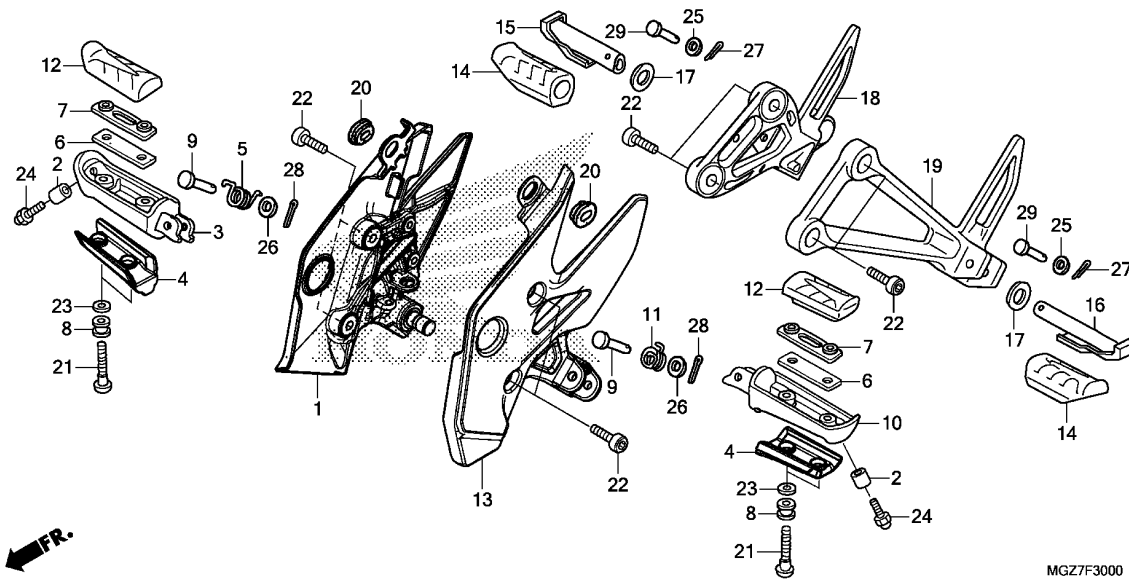


Ref. No.	L.O.N.	(Relative ref. Number) Description	F.R.T.
2		(11)	
4101A2		ARM, GEAR CHANGE	0.1
3		(1,11)	
4101A1		PEDAL, GEAR CHANGE	0.1
6		6151B5 SWITCH, REAR STOP :PEDAL SIDE	0.3
8		810160 PEDAL, REAR BRAKE	0.2

MGZ7F2900

Ref. No.	Part No.	Description	Reqd. QTY		Serial No.	Parts catalogue code
			CB500	XA		
			X	D		
1	24706-MK3-770	RUBBER, DUST SEAL	2	2		
2	24710-MGZ-J00	ARM COMP., GEAR CHANGE	1	1		
3	24720-MGZ-J00	PEDAL COMP., GEAR CHANGE	1	1		
4	24724-MBW-D21	COVER, DUST	2	2		
5	24781-KR3-770	RUBBER, GEAR CHANGE PEDAL ...	1	1		
6	35350-MGZ-J01	SWITCH ASSY., RR. STOP	1	1		
7	35357-HP0-A00	SPRING, STOP SWITCH	1	1		
8	46500-KYJ-900	PEDAL COMP., RR. BRAKE	1	1		
9	46513-KYJ-900	SPRING ASSY., BRAKE PEDAL ...	1	1		
10	90113-MGZ-J00	BOLT, CHANGE PIVOT	1	1		
11	90165-MGZ-J00	BOLT, TIE ROD	1	1		
12	90301-MGZ-J00	NUT, SPECIAL, 6MM (LEFT HAND THREAD)	1	1		
13	90557-230-000	WASHER, 15.2X25	1	1		
14	90601-KAF-003	CLIP, SWITCH COVER	1	1		
15	90683-SAO-003	CLIP, WIRE HARNESS, 25MM ...	1	1		
16	94001-06070-0S	NUT, HEX., 6MM	1	1		
17	94511-15000	CIRCLIP, EXTERNAL, 15MM	1	1		
18	95701-06020-07	BOLT, FLANGE, 6X20	1	1		

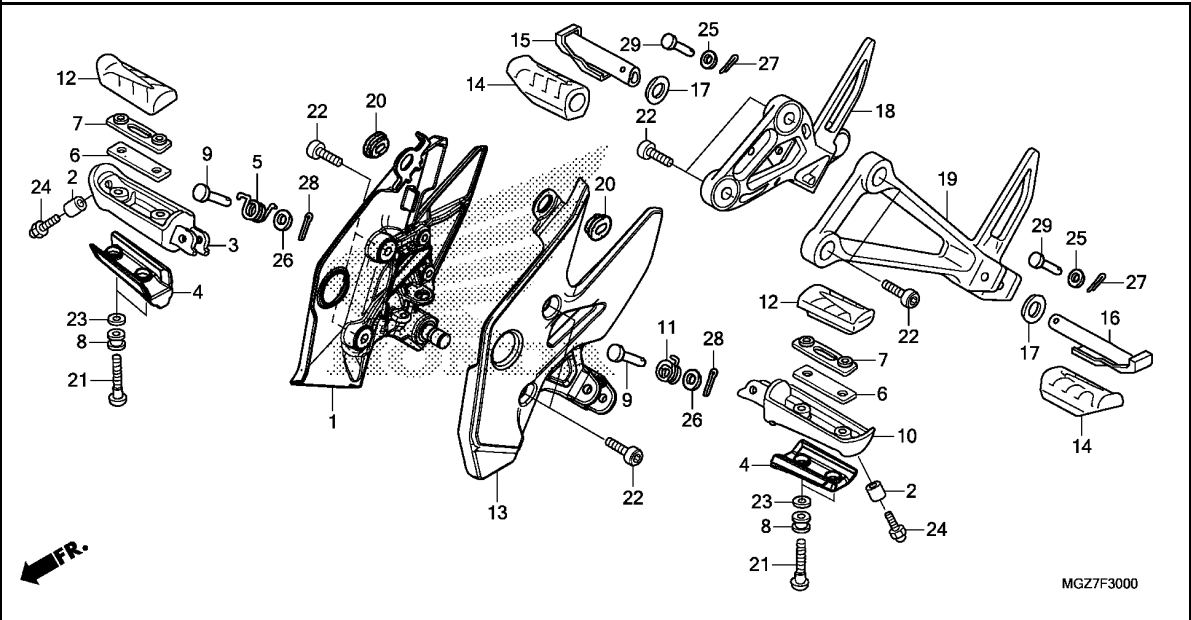




Ref. No.	L.O.N.	(Relative ref. Number) Description	F.R.T.
1	4101N2	HOLDER, STEP :RIGHT	0.6
3	4101C6	BAR, MAIN STEP :RIGHT	0.2
10	4101C5	BAR, MAIN STEP :LEFT	0.2
	4101J1	BAR, MAIN STEP :BOTH	0.3
12	4101D3	RUBBER, STEP :LEFT	0.1
	4101D4	RUBBER, STEP :RIGHT	0.1
	4101L8	RUBBER, STEP :BOTH	0.1
13	4101N1	HOLDER, STEP :LEFT	0.2
	4101N6	HOLDER, STEP :BOTH	0.8
15	4101C8	BAR, PILLION STEP :RIGHT	0.1
16	4101C7	BAR, PILLION STEP :LEFT	0.1
	4101P4	BAR, PILLION STEP :BOTH	0.2
18	4101D0	BRACKET, PILLION STEP :RIGHT ..	0.2
19	4101C9	BRACKET, PILLION STEP :LEFT ..	0.2
	4101K4	BRACKET, PILLION STEP :BOTH ..	0.4

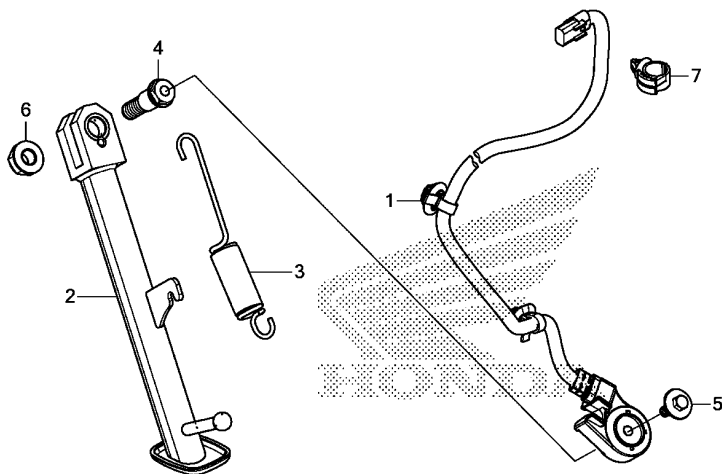
MGZ7F3000

Ref. No.	Part No.	Description	Reqd. QTY		Serial No.	Parts catalogue code
			CB500	XA		
			X	D		
1	50600-MGZ-J00	HOLDER, R. MAIN STEP	1	1		
2	50611-MGZ-J00	COLLAR, 12.7X8	2	2		
3	50612-MER-D00	ARM, R. STEP	1	1		
4	50615-MGZ-J00	PLATE, STEP LOWER	2	2		
5	50617-445-840	SPRING, R. STEP RETURN	1	1		
6	50618-MBG-D00	RUBBER, STEP LOWER	2	2		
7	50619-MER-D00	PLATE, STEP	2	2		
8	50622-MBG-D00	RUBBER, STEP LOWER PLATE	4	4		
9	50639-ML0-010	PIN, STEP BAR	2	2		
10	50642-MBG-D00	ARM, L. STEP	1	1		
11	50644-445-840	SPRING, L. STEP RETURN	1	1		
12	50661-KYJ-900	RUBBER, MAIN STEP	2	2		
13	50700-MGZ-J00	HOLDER, L. MAIN STEP	1	1		
14	50710-KYJ-900	RUBBER, PILLION STEP	2	2		
15	50711-KET-600	BAR, R. PILLION STEP	1	1		
16	50712-KET-600	BAR, L. PILLION STEP	1	1		
17	50714-KBA-930	PLATE, PILLION STEP SIDE	2	2		
18	50715-MGZ-J00	HOLDER, R. PILLION STEP	1	1		
19	50725-MGZ-J00	HOLDER, L. PILLION STEP	1	1		
20	64266-MG9-770	GROMMET, SPEAKER PANEL	2	2		
21	90115-MBG-D00	BOLT, STEP LOWER PLATE	4	4		
22	90116-MGZ-J00	BOLT, SOCKET, 8X22	8	8		
23	90483-MER-D00	WASHER, PLAIN, 5MM	4	4		
24	92501-08016-0A	BOLT, CAP, 8X16	2	2		
25	94101-06000	WASHER, PLAIN, 6MM	2	2		



Ref. No.	Part No.	Description	Reqd. QTY		Serial No.	Parts catalogue code
			CB500			

26	94102-08000	WASHER, PLAIN, 8MM	2	2		
27	94201-16150	PIN, SPLIT, 1.6X15	2	2		
28	94201-20150	PIN, SPLIT, 2.0X15	2	2		
29	95015-82000	PIN B, PILLION STEP	2	2		

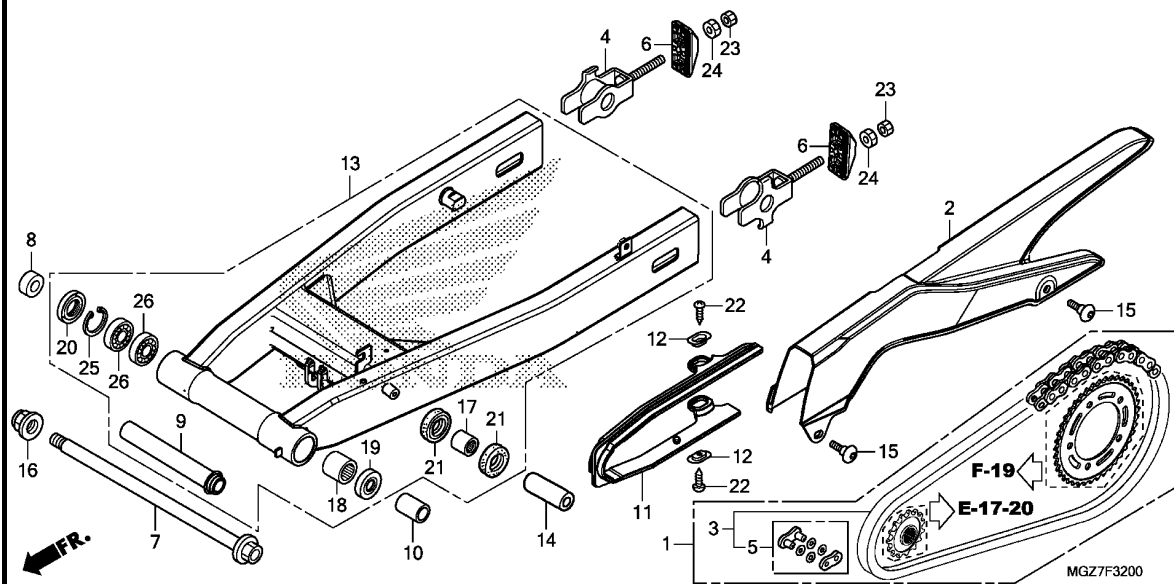


MGZ7F3100

Ref. No.	L.O.N.	(Relative ref. Number) Description	F.R.T.
1	615195	SWITCH, SIDE STAND	0.4
2	410180	BAR, SIDE STAND	0.2
3	410182	SPRING, SIDE STAND	0.1

3

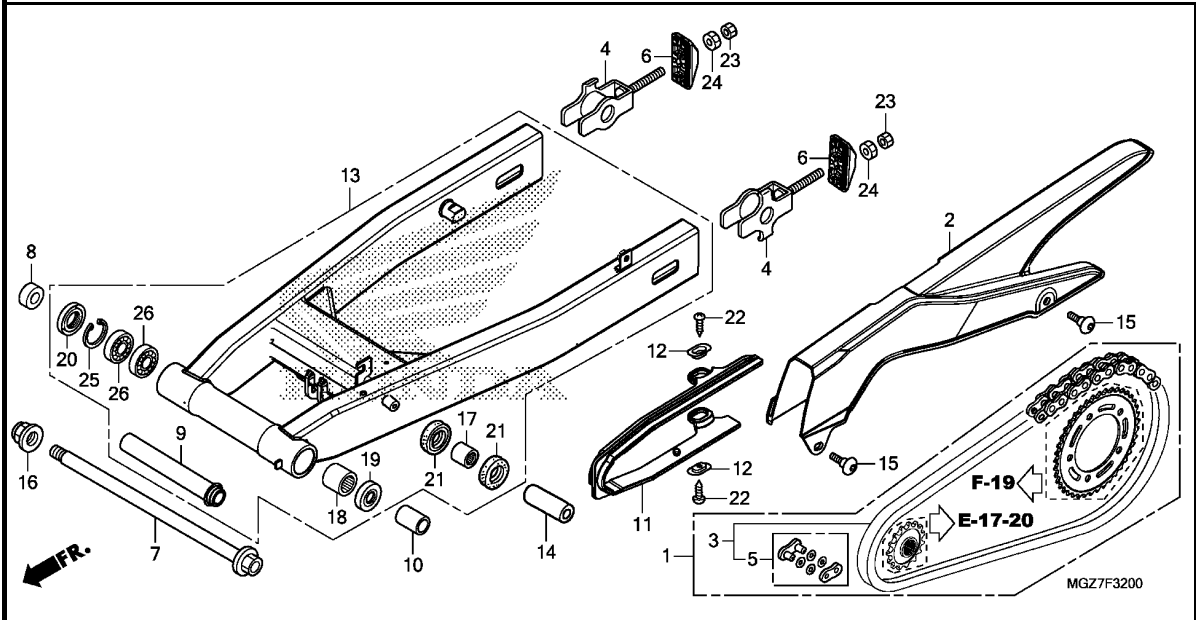
Ref. No.	Part No.	Description	Reqd. QTY		Serial No.	Parts catalogue code
			CB500	XA		
			X	D		
1	35700-MGZ-J01	SWITCH ASSY., SIDE STAND	1	1		
2	50530-MGZ-J00	BAR COMP., SIDE STAND	1	1		
3	50542-KPM-000	SPRING ASSY., SIDE STAND	1	1		
4	90108-KPP-860	BOLT, SIDE STAND PIVOT	1	1		
5	90132-KYJ-960	BOLT, SPECIAL, 6X16	1	1		
6	90304-KGH-901	NUT, U, 10MM	1	1		
7	90683-SAO-003	CLIP, WIRE HARNESS, 25MM	1	1		



Ref. No.	L.O.N.	(Relative ref. Number) Description	F.R.T.
1	2131G4	CHAIN KIT, DRIVE	1.0
2	410195	CASE, DRIVE CHAIN	0.1
3	213165	CHAIN, DRIVE	0.5
11	4101E5	SLIDER, CHAIN	0.3
13	5121B0	SWINGARM ASSEMBLY	0.8
17	5121G9	BEARING, REAR CUSHION LINK PLATE	0.9
18	5121C8	BEARING, SWINGARM PIVOT :LEFT	1.1
26	5121C9	BEARING, SWINGARM PIVOT :RIGHT	0.9
		.NOTE: Same time for two units	
	5121D0	BEARING, SWINGARM PIVOT :BOTH	1.1

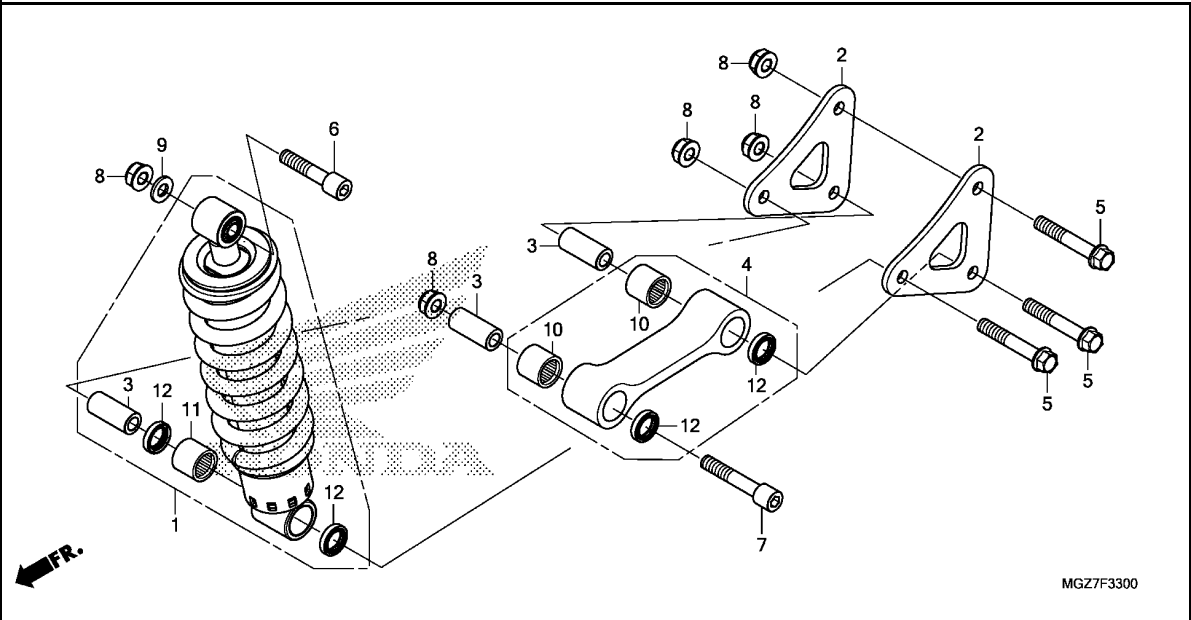
Ref. No.	Part No.	Description	Reqd. QTY		Serial No.	Parts catalogue code
			CB500 X D	XA D		
1	06406-MGZ-D00	CHAIN KIT, DRIVE(520-15&41T) (STANDARD LINK 112L)	1	1	----- E,ED,F	
2	40510-MGZ-J00	CASE, DRIVE CHAIN	1	1		
3	40540-MGS-D31	CHAIN, DRIVE(DID520V0-120ZB) (STANDARD LINK 112L)	1	1		
4	40543-MGZ-J00	ADJUSTER COMP., CHAIN	2	2		
5	40545-MGS-D31	JOINT, DRIVE CHAIN(DAIDO) ...	1	1		
6	40546-MGZ-J00	CAP, SWINGARM END	2	2		
7	52101-MGZ-J00	BOLT, SWINGARM PIVOT	1	1		
8	52105-MJO-000	COLLAR B, RR. FORK PIVOT	1	1		
9	52141-MGZ-J00	COLLAR, CENTER PIVOT DISTANCE	1	1		
10	52143-MGZ-J00	COLLAR, L. PIVOT DISTANCE ...	1	1		
11	52170-MGZ-J00	SLIDER, CHAIN	1	1		
12	52171-KR6-000	WASHER, CHAIN SLIDER	2	2		
13	52200-MGZ-J00	SWINGARM SUB ASSY., RR.	1	1		
14	52463-MGZ-J00	COLLAR, CUSHION CONNECTING ROD	1	1		
15	90115-MGZ-J00	SCREW, SPECIAL, 6X14	2	2		
16	90305-KCJ-951	NUT, U, 14MM	1	1		
17	91071-KV3-005	BEARING, NEEDLE(KOYO)	1	1		
18	91071-MT7-003	BEARING, NEEDLE(NTN)	1	1		
19	91202-MAL-601	DUST SEAL, 25X33X4	1	1		
20	91213-MB2-003	DUST SEAL, 22X35X7(ARAI)	1	1		
	91213-MB2-006	DUST SEAL, 22X35X7(NOK)	1	1		
21	91262-KV3-831	DUST SEAL, 17X24X5(ARAI)	2	2		
22	93901-25280	SCREW, TAPPING, 5X12	2	2		





Ref. No.	Part No.	Description	Reqd. QTY		Serial No.	Parts catalogue code
			CB500			
			X	XA		
			D	D		

23	94002-08000-0S	NUT, HEX., 8MM	2	2		
24	94030-08000	NUT, HEX., 8MM	2	2		
25	94520-35000	CIRCLIP, INTERNAL, 35MM	1	1		
26	96100-62020-10	BEARING, RADIAL BALL, 6202 ..	2	2		



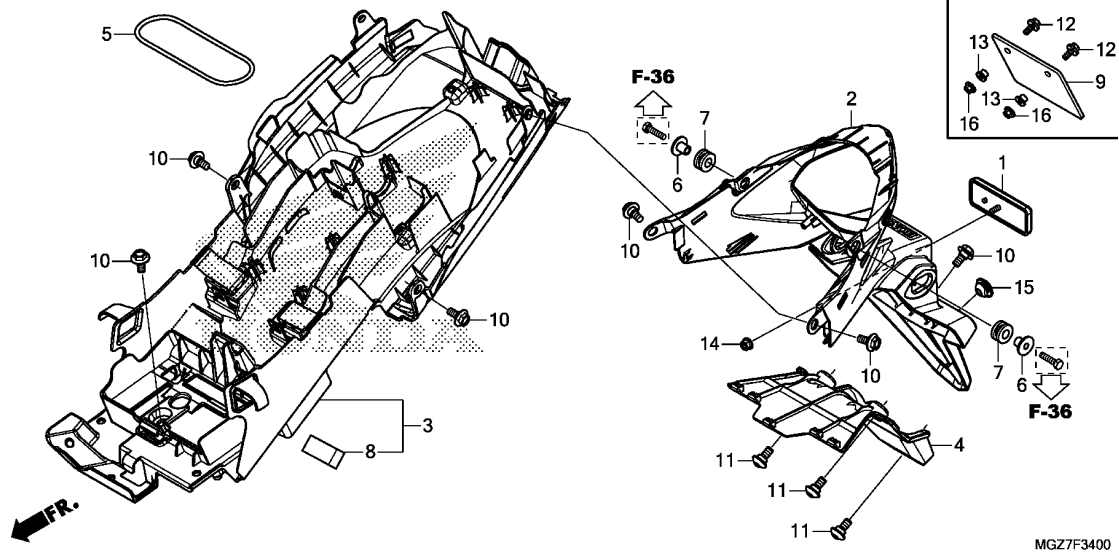
Ref. No.	L.O.N.	(Relative ref. Number) Description	F.R.T.
1	512115	CUSHION ASSY., REAR	0.7
2	5121C4	PLATE, REAR CUSHION LINK	0.3
.NOTE: Same time for two units			
4	512145	ROD, CUSHION CONNECTING	0.4
10	512146	BEARING, CUSHION ARM	0.6
	512146A	.Replace 1 bearing add	0.1
11	5121D1	BEARING, REAR CUSHION	0.9

Ref. No.	Part No.	Description	Reqd. QTY		Serial No.	Parts catalogue code
			CB500	XA		
1	52400-MGZ-J01	CUSHION ASSY., RR.(SHOWA) ...	1	1		
2	52461-MGZ-J00	PLATE, CUSHION ARM	2	2		
3	52463-MGZ-J00	COLLAR, CUSHION CONNECTING ROD	3	3		
4	52475-MGZ-J00	ROD SUB ASSY., CUSHION				
		CONNECTING	1	1		
5	90121-MGZ-J00	BOLT, FLANGE, 10X62	3	3		
6	90122-MGZ-J00	BOLT, SOCKET, 10X48	1	1		
7	90123-MGZ-J00	BOLT, SOCKET, 10X58	1	1		
8	90304-KGH-901	NUT, U, 10MM	5	5		
9	90465-MM9-000	WASHER, 10MM	1	1		
10	91052-MGS-D31	BEARING, NEEDLE, 17X24X30 ...	2	2		
11	91071-KV3-005	BEARING, NEEDLE(KOYO)	1	1		
12	91262-KV3-831	DUST SEAL, 17X24X5(ARAI)	4	4		

F-34

REAR FENDER

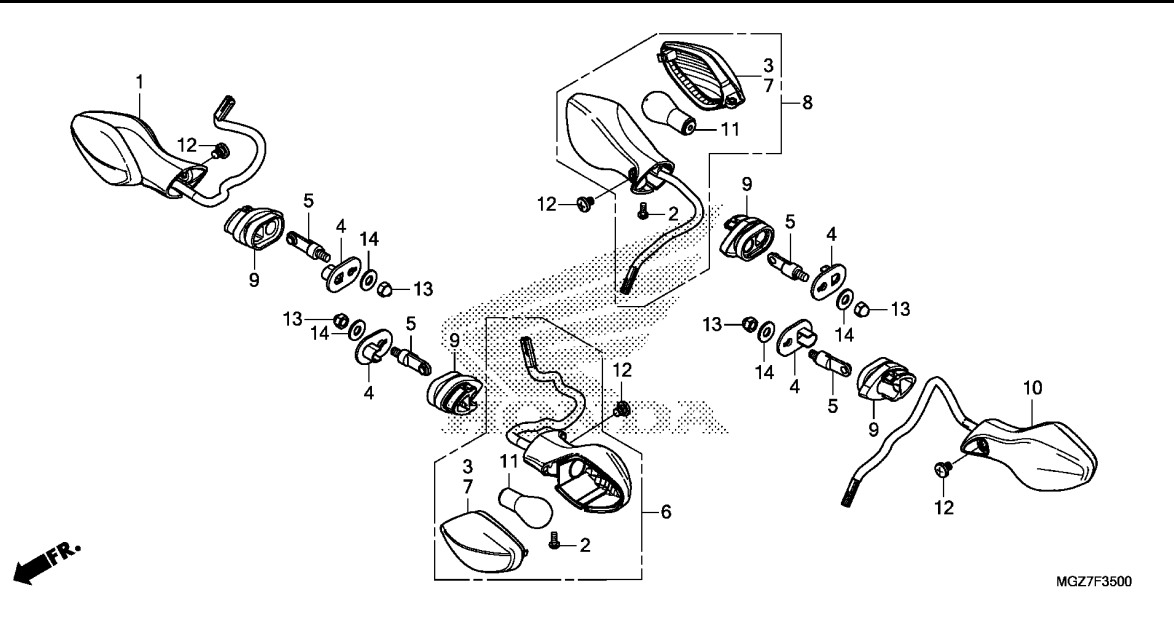
H 9



Ref. No.	L.O.N.	(Relative ref. Number) Description	F.R.T.
2	413105	FENDER A, REAR	0.6
3	413110	FENDER B, REAR	0.7
4	413124	COVER, REAR UNDER	0.1

3

Ref. No.	Part No.	Description	Reqd. QTY		Serial No.	Parts catalogue code
			CB500	XA		
1	33741-KPL-902	REFLECTOR, REFLEX	1	1		
2	80100-MGZ-D00ZA	FENDER SET A, RR.(WL)				
		TYPE1	1	1	-----	E,ED,F,KO
	80100-MGZ-J00ZA	*TYPE1*	-	1	-----	U
3	80105-MGZ-J00	FENDER COMP. B, RR.	1	1		
4	80106-MGZ-J00	COVER, RR. FENDER	1	1	-----	E,ED,F,KO
	80106-MGZ-U00	-	1	-----	U
5	80111-MGZ-J00	BAND, TOOL	1	1		
6	80113-MGZ-J00	COLLAR, TAILLIGHT	2	2		
7	83545-KCJ-690	RUBBER, SIDE COVER	2	2		
8	83705-MT3-300	RUBBER, SIDE COVER SPONGE ..	1	1		
9	84710-MEE-650	PLATE, NUMBER BACK	-	1	-----	U
10	90111-187-000	BOLT, FLANGE, 6MM	6	6		
11	90115-MGZ-J00	SCREW, SPECIAL, 6X14	3	3		
12	90147-KVB-900	BOLT, SPECIAL, 6X16	-	2	-----	U
13	90175-MCT-640	COLLAR, FUEL TANK	-	2	-----	U
14	90301-KWN-901	NUT, U, 5MM	1	1		
15	90852-KPP-T00	PLUG, HOLE	-	1	-----	U
16	94050-06000	NUT, FLANGE, 6MM	-	2	-----	U



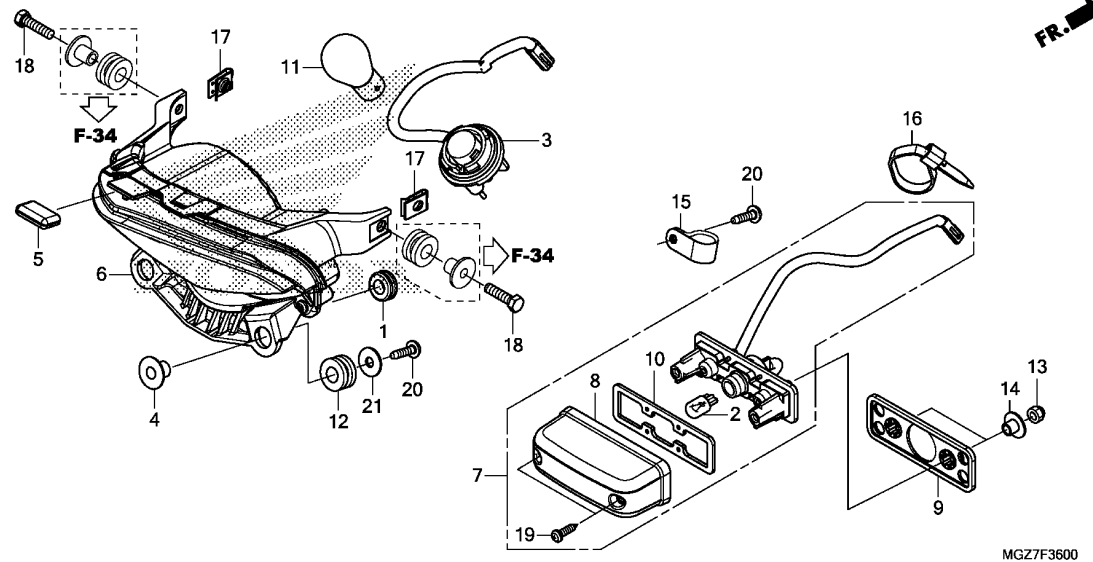
Ref. No.	L.O.N.	(Relative ref. Number) Description	F.R.T.
1	6161C4	WINKER :RIGHT FRONT	0.7
6	6161C3	WINKER :LEFT FRONT	0.7
	6161C5	WINKER :BOTH FRONT	0.7
8	6161C7	WINKER :RIGHT REAR	0.4
10	6161C6	WINKER :LEFT REAR	0.4
	6161C8	WINKER :BOTH REAR	0.4
11		(3,7)	
	616133	BULB, WINKER :FRONT	0.1
		.NOTE: Same time for two units	
	616139	BULB, WINKER :REAR	0.1
		.NOTE: Same time for two units	
	6161G0	BULB, WINKER :FOR 1 VEHICLE ..	0.2

Ref. No.	Part No.	Description	Reqd. QTY		Serial No.	Parts catalogue code
			CB500			
			X	XA		
			D	D		
1	33400-MGZ-D41	WINKER ASSY., R. FR.(12V 21W)	1	1		
2	33402-MGS-D31	SCREW, SPECIAL, 4X10	4	4		
3	33404-MGS-D31	LENS COMP., R. WINKER				
		(R. FR./L. RR.)	2	2		
4	33411-MGZ-J00	PLATE, WINKER	4	4		
5	33412-MGZ-J00	STAY, WINKER	4	4		
6	33450-MGZ-D41	WINKER ASSY., L. FR.(12V 21W)	1	1		
7	33454-MGS-D31	LENS COMP., L. WINKER				
		(L. FR./R. RR.)	2	2		
8	33600-MGZ-D01	WINKER ASSY., R. RR.(12V 21W)	1	1		
9	33613-MGZ-J00	RUBBER, WINKER MOUNTING	4	4		
10	33650-MGZ-D01	WINKER ASSY., L. RR.(12V 21W)	1	1		
11	34904-MGZ-D01	BULB, WINKER(AMBER)(12V 21W)				
		(PY21W)	4	4		
12	90380-MGZ-J00	SCREW, SPECIAL, 6X8	4	4		
13	94021-06000-0S	NUT, CAP, 6MM	4	4		
14	94101-06700	WASHER, PLAIN, 6MM	4	4		

F-36

TAILLIGHT

H11

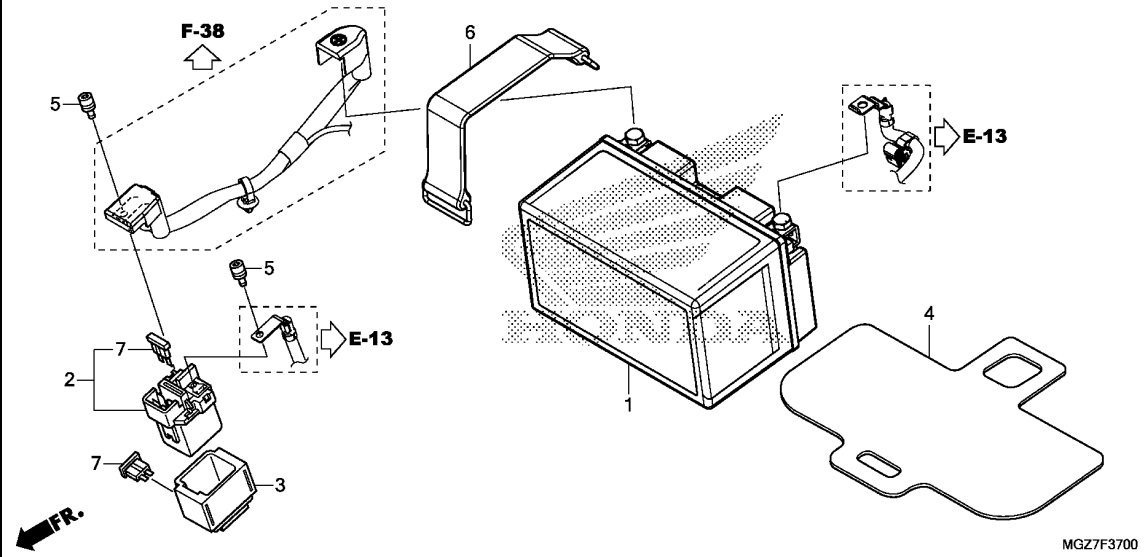


Ref. No.	L.O.N.	(Relative ref. Number) Description	F.R.T.
2		(8,10)	
2	6161F3	BULB, LICENSE LIGHT	0.1
3	6161E7	SOCKET, TAILLIGHT	0.2
6	6161D5	TAILLIGHT UNIT	0.5
7		(9)	
6	6161D8	LIGHT, LICENSE	0.4
11	6161G1	BULB, TAILLIGHT	0.1

MGZ7F3600

Ref. No.	Part No.	Description	Reqd. QTY		Serial No.	Parts catalogue code
			CB500 X D	XA D		
1	11344-MB0-000	GROMMET A, RR. COVER(8X16X6.6)	1	1		
2	33301-SAO-741	BULB(12V 5W)(STANLEY)	1	1		
3	33703-MGZ-J01	SOCKET COMP., TAILLIGHT	1	1		
4	33705-MGZ-J00	COLLAR, TAILLIGHT	2	2		
5	33706-MFN-D00	SUSPENSION, TAILLIGHT	1	1		
6	33710-MGZ-J01	TAILLIGHT UNIT	1	1		
7	33720-MGZ-J01	LIGHT ASSY., LICENSE(12V 5W)	1	1		
8	33722-KWN-901	COVER COMP., LICENSE	1	1		
9	33728-KPP-T00	RUBBER, LICENSE LIGHT	1	1		
10	33729-MCZ-003	PACKING, LENS	1	1		
11	34906-KSS-C01	BULB, TAILLIGHT(12V 21/5W) (KOITO)	1	1		
12	83545-KCJ-690	RUBBER, SIDE COVER	2	2		
13	90302-KVB-T01	NUT, U, 5MM	2	2		
14	90505-MGZ-A00	COLLAR	2	2		
15	90628-750-000	CLIP(14MM)	1	1		
16	90652-KT1-771	BAND, WIRE(BLACK)	1	1		
17	90677-KAN-T00	NUT, CLIP, 5MM	2	2		
18	92101-05020-0A	BOLT, HEX., 5X20	2	2		
19	93901-24480	SCREW, TAPPING, 4X16	2	2		
20	93903-24420	SCREW, TAPPING, 4X16	3	3		
21	94103-05000	WASHER, PLAIN, 5MM	2	2		

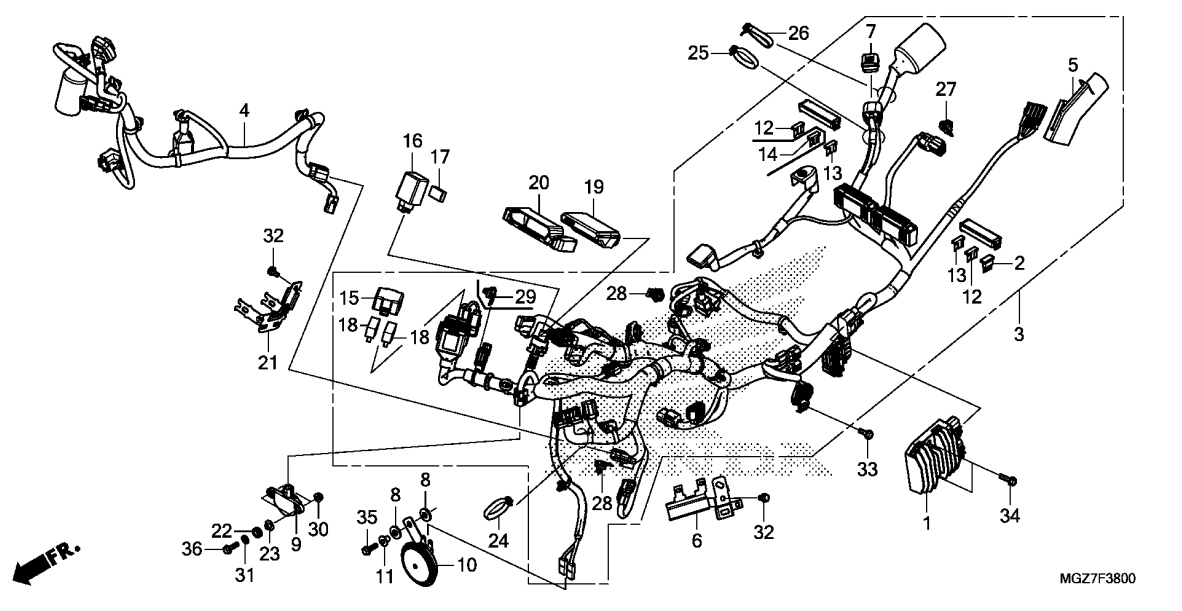
3



Ref. No.	L.O.N.	(Relative ref. Number) Description	F.R.T.
1	610100	BATTERY	0.2
2	615113	SWITCH, STARTER MAGNETIC	0.3

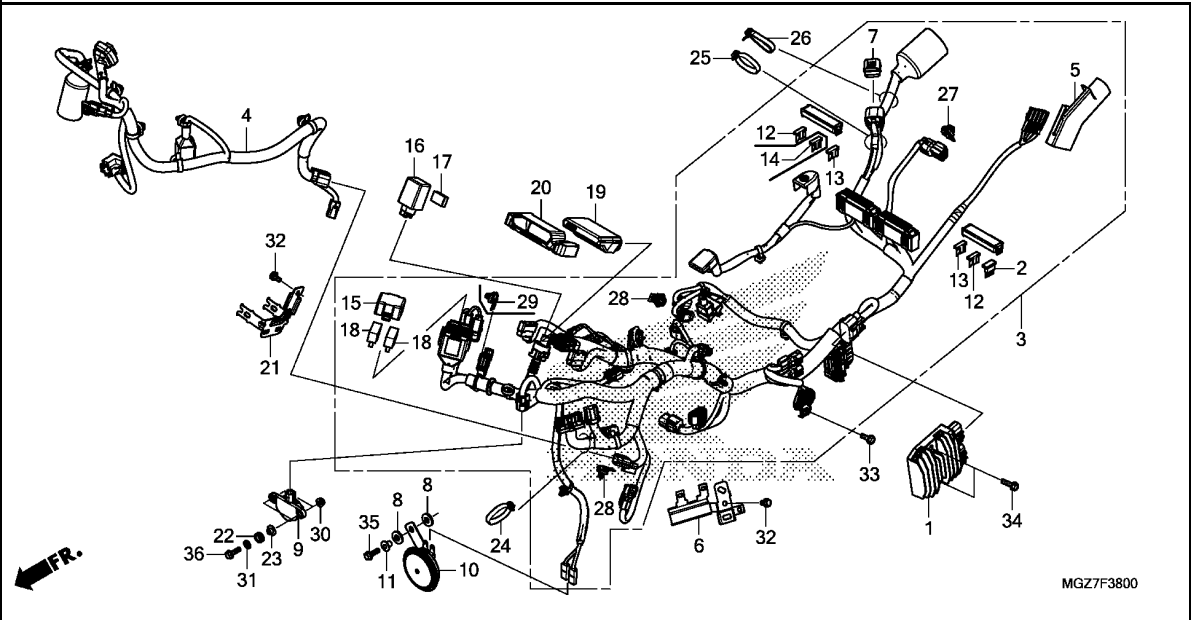
Ref. No.	Part No.	Description	Reqd. QTY		Serial No.	Parts catalogue code
			CB500			
			X	XA		
			D	D		
1	31500-MGZ-D01	BATTERY (FTZ10S) (FURUKAWA) ...	1	1	-----	E,ED,F,U
	31500-ZS9-A61	BATTERY (YTZ10S) (GS YUASA) ...	1	1	-----	E,ED,F,U
	31500-MCJ-K01	1	1	-----	K0
	31500-MGZ-G01	BATTERY (FTZ10S) (FURUKAWA) ...	1	1	-----	K0
2	35850-MT4-000	SWITCH ASSY., STARTER MAGNETIC	1	1		
3	35856-KAZ-003	RUBBER, SHOCK	1	1		
4	80107-MGZ-J00	RUBBER, BATTERY SETTING	1	1		
5	90111-MR5-000	BOLT, SOCKET, 5X9	2	2		
6	95012-17001	BAND F, BATTERY (155MM)	1	1		
7	98200-33000	FUSE, BLADE (30A)	2	2		





Ref. No.	L.O.N.	(Relative ref. Number) Description	F.R.T.
1	6131B2	RECTIFIER, REGULATE	0.4
3	611100	HARNESS, WIRE	2.0
	611100B	.ABS add	0.3
4	6111D7	SUB HARNESS, FRONT	1.0
9	617125	SENSOR, BANK ANGLE	1.1
10	616169	HORN	0.1
16	6111C3	RELAY, WINKER	0.7
18	6111D9	RELAY, FAN CONTROL	0.3
	6111G1	RELAY, FUEL PUMP	0.3
	611155	RELAY, MAIN	0.3
	6111D8	RELAY, HEADLIGHT	0.3
19	618135	ENGINE CONTROL MODULE(ECM) ...	0.8

Ref. No.	Part No.	Description	Reqd. QTY		Serial No.	Parts catalogue code
			CB500 X D	XA D		
1	31600-MGZ-J01	RECTIFIER ASSY., REGULATOR ..	1	1		
2	31730-MAS-601	DIODE ASSY., THREE WAY (SUMITOMO)	1	1		
3	32100-MGZ-D40	HARNESS, WIRE	1	-		
	32100-MGZ-D51	-	1		
4	32103-MGZ-J80	SUB HARNESS, FR.	1	1		
5	32109-MGZ-J41	SUSPENSION, COUPLER	1	1		
6	32206-MGZ-J00	STAY, COUPLER	1	1		
7	32606-GEV-761	CAP, DUMMY(4P) (RED)	1	1		
8	33714-KL3-620	RUBBER, TAILLIGHT BRACKET ...	2	2		
9	35160-MGS-D31	SENSOR ASSY., BANK ANGLE(M6)	1	1		
10	38110-KPP-T01	HORN COMP.(HIGH)	1	1		
11	38117-KFE-701	COLLAR, HORN SETTING	1	1		
12	38221-SNA-A31	FUSE, BLADE(7.5A)	5	6		
13	38221-SNA-A51	FUSE, BLADE(15A)	4	4		
14	38221-SNA-A81	FUSE, BLADE(30A)	-	2		
15	38281-MGZ-J01	COVER, RELAY BOX	1	1		
16	38301-MEW-921	RELAY COMP., WINKER(MITSUBA)	1	1		
17	38306-KK4-000	SUSPENSION, WINKER RELAY (MITSUBA)	1	1		
18	38501-MEL-003	RELAY ASSY., POWER (MICRO ISO 4P)	3	3		
19	38770-MGZ-D82	PGM-FI UNIT	1	1	----- E,ED,F	
	38770-MGZ-U92	1	1	----- KO,U	
20	38774-MGZ-J00	CUSHION, PGM-FI UNIT	1	1		

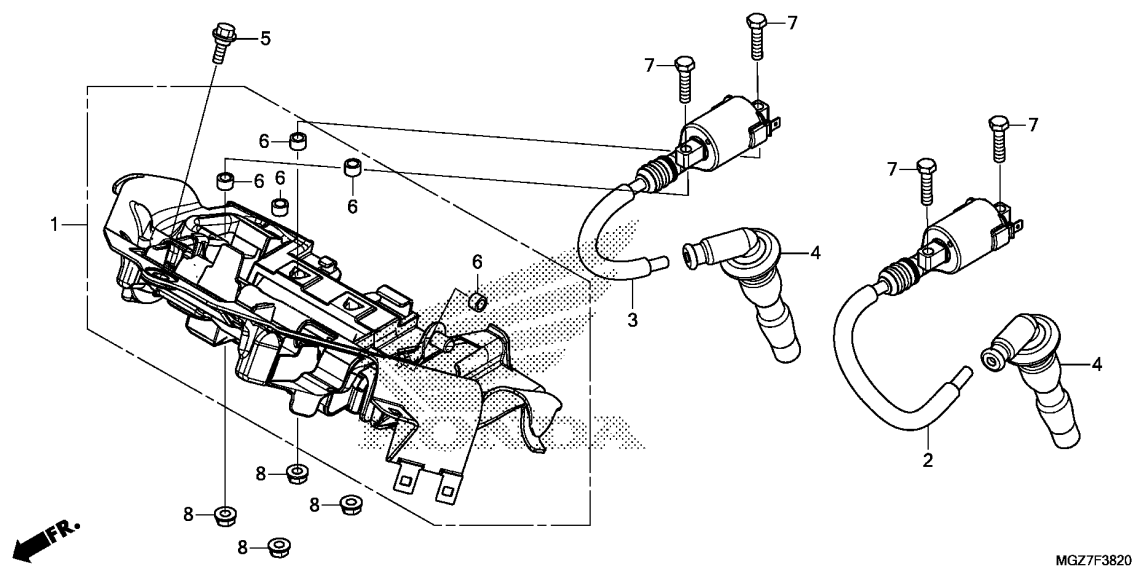


Ref. No.	Part No.	Description	Reqd. QTY		Serial No.	Parts catalogue code
			CB500			
			X	XA		
			D	D		
21	50194-MGZ-J00	STAY, RELAY BOX	1	1		
22	64535-MFJ-D00	RUBBER, SIDE COVER	2	2		
23	90129-MGZ-J00	COLLAR, BANK ANGLE SENSOR ...	2	2		
24	90651-KV6-003	BAND, WIRE, 165MM(BLACK)	1	1		
25	90652-KT1-771	BAND, WIRE(BLACK)	1	1		
26	90652-KT1-771	BAND, WIRE(BLACK)	-	1		
27	91535-TA0-003	CLIP, COUPLER(DARK BROWN) ...	1	1		
28	91565-SEL-003	CLIP, COUPLER(BLACK)	2	2		
29	91565-SEL-003	CLIP, COUPLER(BLACK)	-	1		
30	94050-06080	NUT, FLANGE, 6MM	2	2		
31	94103-06800	WASHER, PLAIN, 6MM	2	2		
32	95701-06010-00	BOLT, FLANGE, 6X10	2	2		
33	95701-06014-08	BOLT, FLANGE, 6X14	1	1		
34	95701-06020-00	BOLT, FLANGE, 6X20	2	2		
35	95701-06020-07	BOLT, FLANGE, 6X20	1	1		
36	95701-06022-08	BOLT, FLANGE, 6X22	2	2		

F-38-20

IGNITION COIL

H15



Ref. No.	L.O.N.	(Relative ref. Number) Description	F.R.T.
1	6181C4	TRAY, CONTROL UNIT	0.9
2	6141C8	COIL, IGNITION :LEFT	1.1
3	6141C9	COIL, IGNITION :RIGHT	1.1
	6141A5	COIL, IGNITION :FOR 1 VEHICLE	1.3

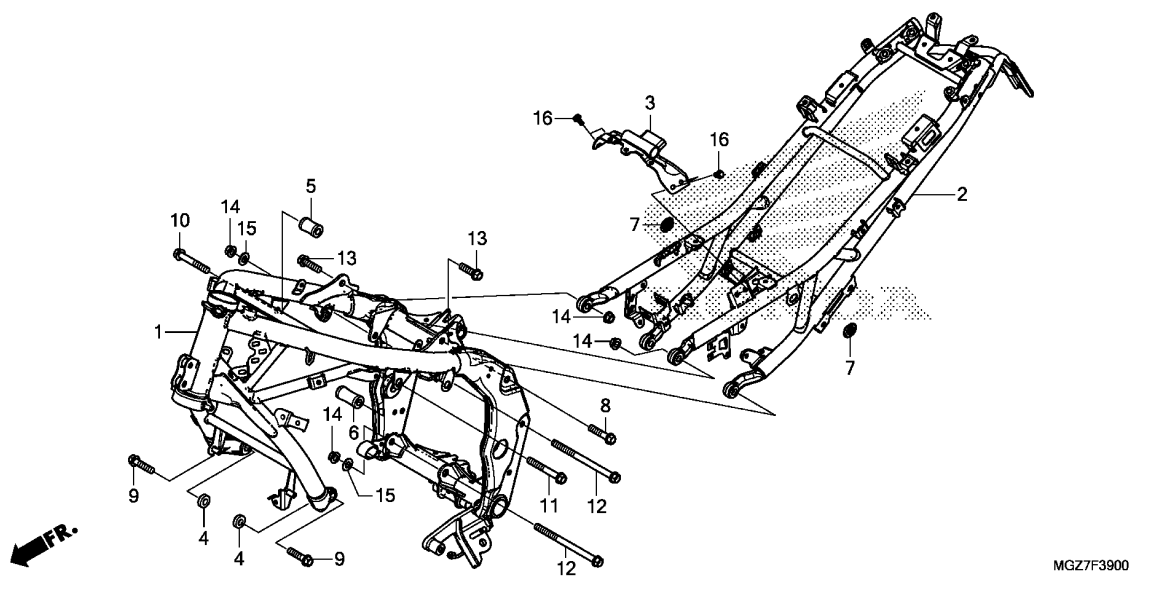
3

Ref. No.	Part No.	Description	Reqd. QTY		Serial No.	Parts catalogue code
			CB500			
			X	XA		
			D	D		
1	19125-MGZ-J00	TRAY, IGNITION COIL	1	1		
2	30510-MGZ-J01	COIL COMP., L. IGNITION	1	1		
3	30520-MGZ-J01	COIL COMP., R. IGNITION	1	1		
4	30700-MGZ-J01	CAP ASSY., NOISE SUPPRESSOR	2	2		
5	90111-162-000	BOLT, FLANGE, 6MM	1	1		
6	90312-GFM-970	COLLAR, BODY COVER	5	5		
7	92101-06025-0A	BOLT, HEX., 6X25	4	4		
8	94050-06080	NUT, FLANGE, 6MM	4	4		

F-39

FRAME BODY

H16

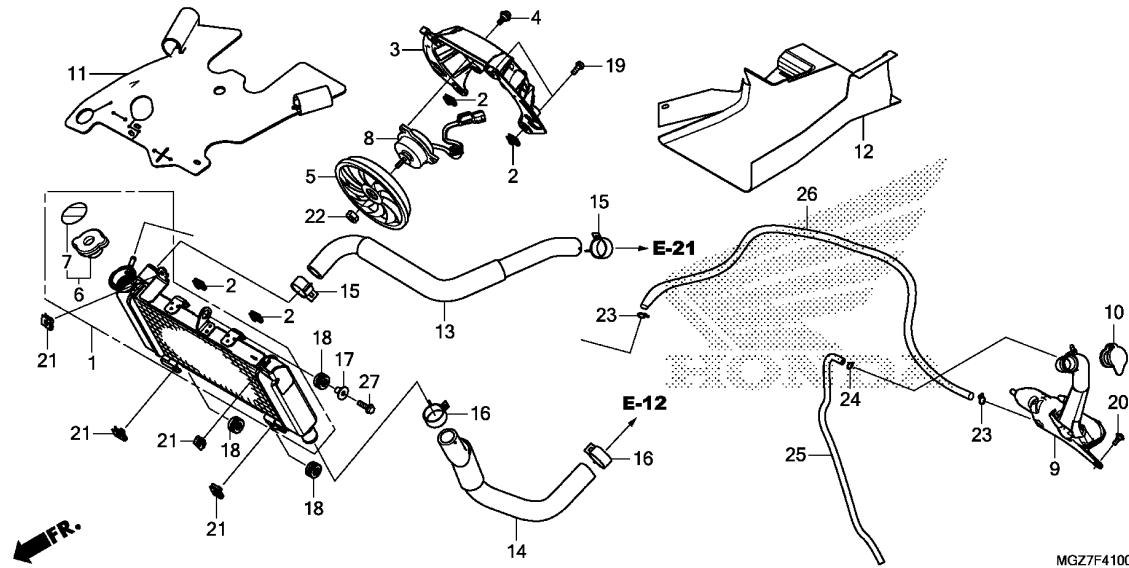


MGZ7F3900

Ref. No.	L.O.N.	(Relative ref. Number) Description	F.R.T.
1	410100	BODY, FRAMEINCLUDES: Engine removal and installation	7.2
	410100B	.ABS add	0.7
2	410157	SEAT RAIL	1.9
3	3101B1	STAY, FUEL TANK REAR	0.8

Ref. No.	Part No.	Description	Reqd. QTY		Serial No.	Parts catalogue code
			CB500	XA		
			X	D		
1	50100-MGZ-J80ZA	BODY COMP., FRAME *NH303M*	1	1		
2	50240-MGZ-J80ZA	RAIL COMP., SEAT *NH303M*	1	1		
3	50295-MGZ-J00	BRACKET COMP., FUEL TANK	1	1		
4	50351-MGZ-J01	COLLAR A, ENGINE HANGER	2	2		
5	50353-MGZ-J00	COLLAR B, R. ENGINE HANGER	1	1		
6	50354-MGZ-J00	COLLAR B, L. ENGINE HANGER	1	1		
7	83551-300-000	GROMMET, AIR CLEANER CASE	2	2		
8	90101-KTB-000	BOLT, FLANGE, 10X45	2	2		
9	90101-MGZ-J00	BOLT, FLANGE, 10X40(DR)	2	2		
10	90102-MGZ-J00	BOLT, FLANGE, 10X65(DR)	1	1		
11	90103-MGZ-J00	BOLT, FLANGE, 10X75(DR)	1	1		
12	90104-KYJ-900	BOLT, FLANGE, 10X146	2	2		
13	90168-S2A-010	BOLT, FLANGE, 10X35	2	2		
14	94050-10000	NUT, FLANGE, 10MM	4	4		
15	94101-10800	WASHER, PLAIN, 10MM	2	2		
16	95701-06014-08	BOLT, FLANGE, 6X14	4	4		

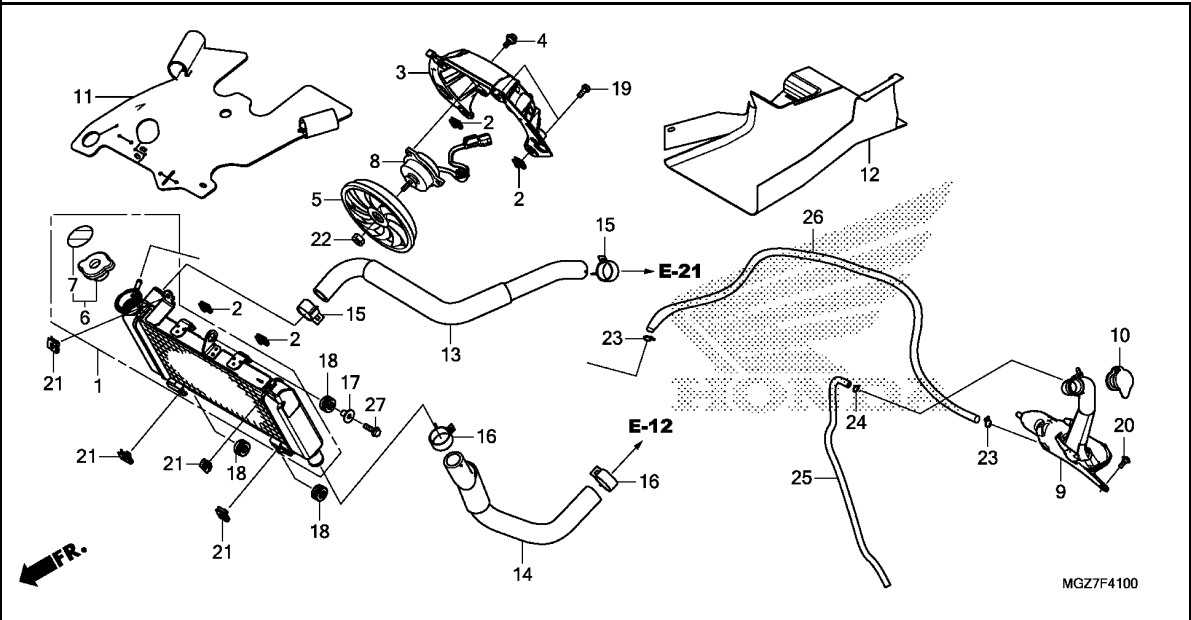
3



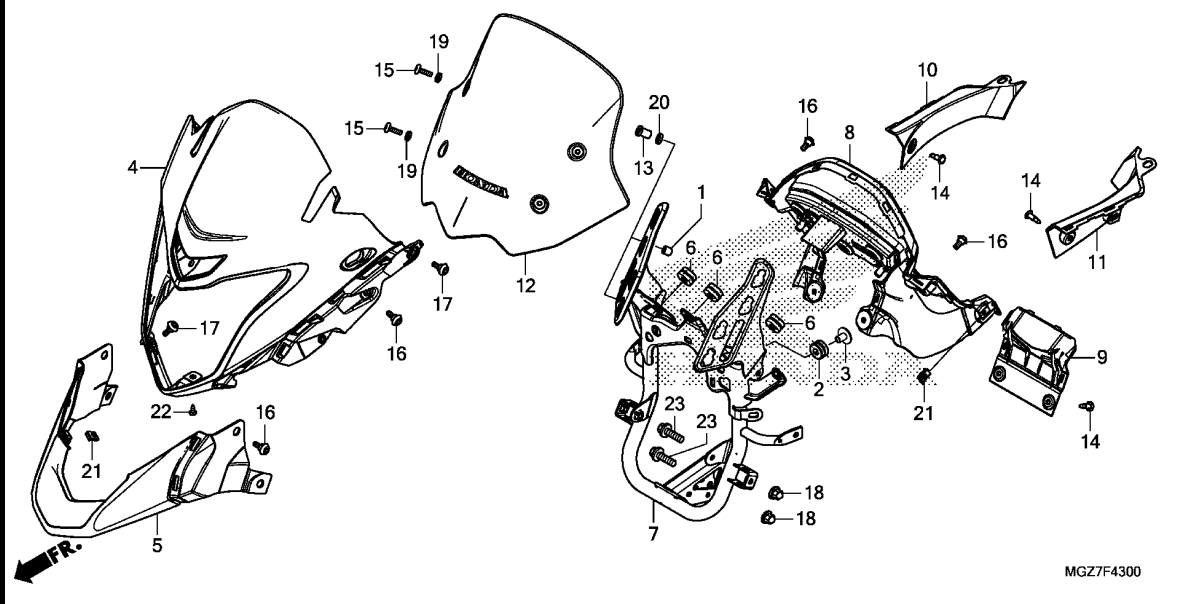
Ref. No.	L.O.N.	(Relative ref. Number) Description	F.R.T.
1	1151C3	RADIATOR	0.9
3	115125	SHROUD, RADIATOR	1.0
5	1151A6	FAN, COOLING	1.0
6	1151B8	CAP, RADIATOR	0.3
8	1151A7	MOTOR, FAN	1.1
9	115110	TANK, RADIATOR RESERVE	0.8
13	115103	HOSE, RADIATOR :UPPER	1.1
14	115104	HOSE, RADIATOR :LOWER	0.7
26	1151E5	TUBE, RADIATOR RESERVE TANK ..	0.4

MGZ7F4100

Ref. No.	Part No.	Description	Reqd. QTY		Serial No.	Parts catalogue code
			CB500 X D	XA D		
1	19010-MGZ-D41	RADIATOR COMP.	1	1	----- E,ED,F	
	19010-MGZ-G81	1	1	----- KO	
	19010-MGZ-J41	-	1	----- U	
2	19014-KEA-003	NUT, SETTING(6MM)	4	4		
3	19015-MGZ-J01	SHROUD COMP.	1	1		
4	19016-KEA-003	SCREW, PAN, 4X8.5	3	3		
5	19020-MGS-D31	FAN COMP., COOLING(T.RAD) ...	1	1		
6	19037-MCA-G61	CAP COMP., RADIATOR	1	1	----- E,ED,F	
	19037-MCJ-K00	1	1	----- KO	
	19037-GEE-710	-	1	----- U	
7	19046-MCA-G61	LABEL, RADIATOR CAP	1	1	----- E,ED,F	
	19055-MBR-870	SEAL, RADIATOR CAP(KOREAN) ..	1	1	----- KO	
	19046-PAA-A00	LABEL, RADIATOR CAP	-	1	----- U	
8	19080-MGZ-J01	MOTOR ASSY., FAN(T.RAD)	1	1		
9	19101-MGZ-J00	TANK, RADIATOR RESERVE	1	1		
10	19109-KBP-900	CAP, RESERVE TANK	1	1		
11	19126-MGZ-J00	RUBBER, HEAT GUARD	1	1		
12	19127-MGZ-J01	RUBBER, RR. HEAT GUARD	1	1		
13	19501-MGZ-J00	HOSE, RADIATOR UPPER	1	1		
14	19502-MGZ-J00	HOSE, RADIATOR LOWER	1	1		
15	19531-MGZ-J00	CLIP, WATER HOSE(D27)	2	2		
16	19533-MGZ-J00	CLIP, WATER HOSE(D30)	2	2		
17	61102-KTY-D30	COLLAR, RADIATOR MOUNTING ...	1	1		
18	61304-415-000	RUBBER, HEADLIGHT CASE MOUNTING	3	3		
19	90120-KCR-003	BOLT-WASHER, 6X16	4	4		



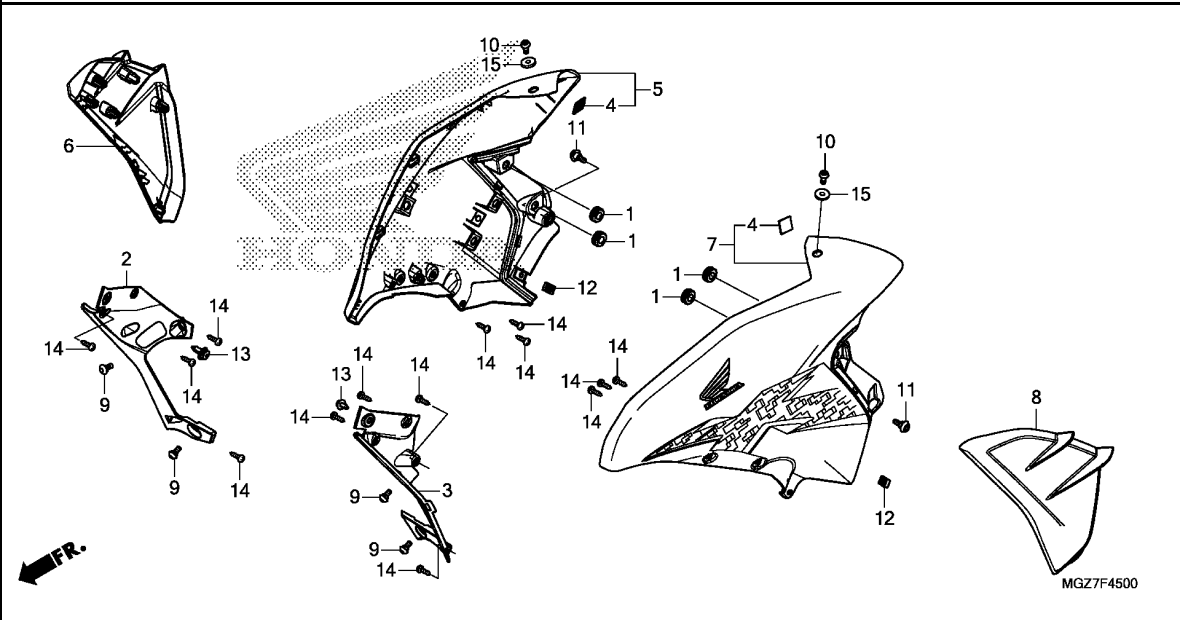
Ref. No.	Part No.	Description	Reqd. QTY		Serial No.	Parts catalogue code
			CB500	XA		
			X	D		
20	90134-KPP-T00	SCREW, PAN, 5X14	1	1		
21	90303-MGZ-J40	NUT, CLIP, 6MM	4	4		
22	94001-03000-0S	NUT, HEX., 3MM	1	1		
23	95002-02100	CLIP, TUBE(B10)	2	2		
24	95002-50000	CLIP, TUBE(C9)	1	1		
25	95005-50400-30	TUBE, 5X400(95005-50001-30M)	1	1		
26	95005-55890-20	TUBE(5.3X890)	1	1		
27	95701-06022-07	BOLT, FLANGE, 6X22	1	1		



Ref. No.	L.O.N.	(Relative ref. Number) Description	F.R.T.
4	4131FW	COVER, HEADLIGHT :UPPER	0.9
5	4131FX	COVER, HEADLIGHT :LOWER	0.8
	4131M9	COVER, HEADLIGHT :BOTH	0.9
7	6161G7	STAY, HEADLIGHT	0.9
8	812140	PANEL, METER	0.6
10	8121F6	PANEL, METER :RIGHT	0.1
11	8121F5	PANEL, METER :LEFT	0.1
12	411115	WINDSCREEN SET	0.1

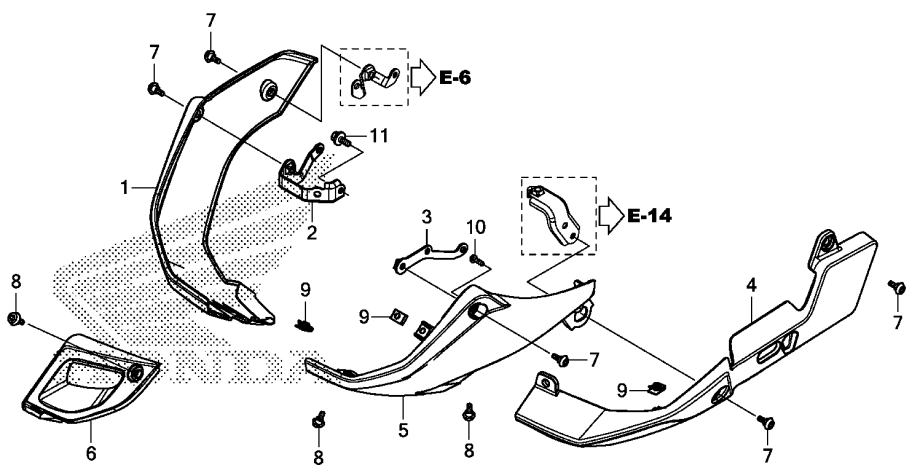
3

Ref. No.	Part No.	Description	Reqd. QTY		Serial No.	Parts catalogue code
			CB500 X D	XA D		
1	12372-KGB-610	RUBBER B, HEAD SIDE COVER	2	2		
2	17245-107-010	RUBBER, AIR CLEANER CASE MOUNTING	2	2		
3	61104-KZZ-900	COLLAR	2	2		
4	64130-MGZ-J80	COVER, FR. UPPER	1	1		
5	64150-MGZ-J80	COVER, FR. UNDER	1	1		
6	64216-GJ2-730	RUBBER, SCREEN SETTING	3	3		
7	64221-MGZ-J80	STAY COMP., FR. COWL UPPER	1	1		
8	64260-MGZ-J80	PANEL, METER	1	1		
9	64261-MGZ-J80	LID, POSITION BULB	1	1		
10	64270-MGZ-J80	PANEL, R. INNER	1	1		
11	64280-MGZ-J80	PANEL, L. INNER	1	1		
12	67110-MGZ-J80ZA	WINDSCREEN SET(WL) *TYPE1*	1	1		
13	90111-KW3-003	NUT, COWL SETTING, 5MM	4	4		
14	90116-MCS-G00	RIVET, PUSH	4	4		
15	90117-MGZ-J80	SCREW, PAN, 5X20	4	4		
16	90133-KPP-T00	SCREW, PAN, 6X14	6	6		
17	90134-KPP-T00	SCREW, PAN, 5X14	4	4		
18	90443-KTM-970	NUT, CAP, 8MM	2	2		
19	90504-964-000	WASHER, THRUST, 5MM	4	4		
20	90507-ZV1-000	WASHER, NYLON, 9MM	4	4		
21	90677-KAN-T00	NUT, CLIP, 5MM	4	4		
22	93903-24180	SCREW, TAPPING, 4X8	1	1		
23	95801-08032-00	BOLT, FLANGE, 8X32	2	2		



Ref. No.	L.O.N.	(Relative ref. Number) Description	F.R.T.
5	4111D4	COWL, MIDDLE :RIGHT	0.4
6		(2)	
	1151A0	SHROUD, RADIATOR :RIGHT	0.4
7	4111D3	COWL, MIDDLE :LEFT	0.4
	4111D5	COWL, MIDDLE :BOTH	0.6
8		(3)	
	115126	SHROUD, RADIATOR :LEFT	0.4
	1151A5	SHROUD, RADIATOR :BOTH	0.6

Ref. No.	Part No.	Description	Reqd. QTY		Serial No.	Parts catalogue code
			CB500	XA		
			X	D		
1	11344-MB0-000	GROMMET A, RR. COVER(8X16X6.6)	4	4		
2	64230-MGZ-J80	SHROUD, R. INNER	1	1		
3	64240-MGZ-J80	SHROUD, L. INNER	1	1		
4	64243-MEW-920	FASTENER B, DUAL LOCK, 20X20	2	2		
5	64300-MGZ-J80ZA	COWL SET, R. MIDDLE(WL)				
		TYPE3	1	1	-----	E,ED,F,KO
	64300-MGZ-J80ZC	*TYPE1*	1	1		
	64300-MGZ-J80ZB	*TYPE2*	1	1	-----	E,ED,F,U
6	64335-MGZ-J80	SHROUD, R. RADIATOR	1	1		
7	64400-MGZ-J80ZA	COWL SET, L. MIDDLE(WL)				
		TYPE3	1	1	-----	E,ED,F,KO
	64400-MGZ-J80ZC	*TYPE1*	1	1		
	64400-MGZ-J80ZB	*TYPE2*	1	1	-----	E,ED,F,U
8	64435-MGZ-J80	SHROUD, L. RADIATOR	1	1		
9	90115-MGZ-J00	SCREW, SPECIAL, 6X14	4	4		
10	90132-KPP-T00	SCREW, PAN, 6X10	2	2		
11	90133-KPP-T00	SCREW, PAN, 6X14	2	2		
12	90677-KAN-T00	NUT, CLIP, 5MM	2	2		
13	90683-GR1-003	CLIP, BODY COVER	2	2		
14	93903-24380	SCREW, TAPPING, 4X12	14	14		
15	94103-06700	WASHER, PLAIN, 6MM	2	2		

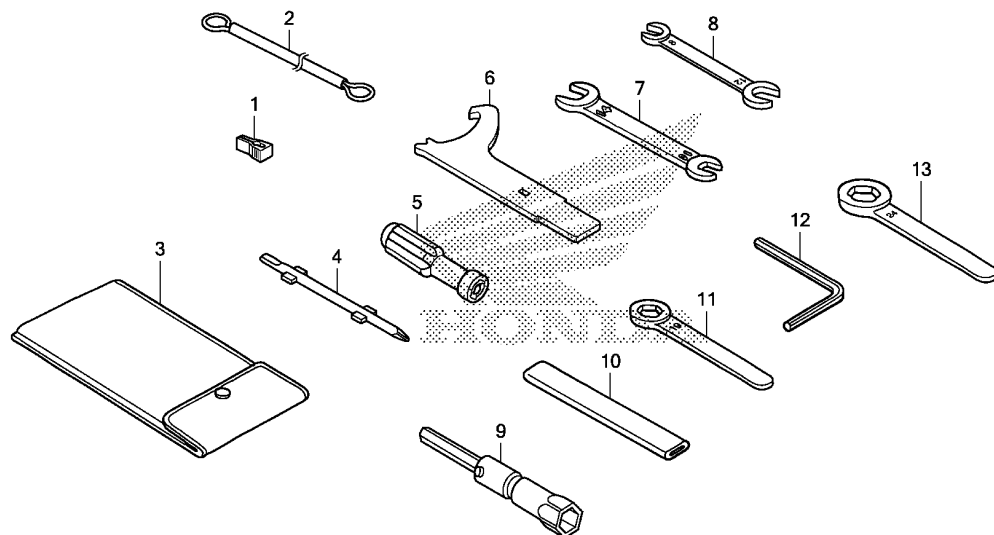


MGZ7F4600

Ref. No.	L.O.N.	(Relative ref. Number) Description	F.R.T.
1	4111D7	COWL, LOWER :RIGHT	0.2
5	(4,6)		
	4111D6	COWL, LOWER :LEFT	0.2
	4111H1	COWL, LOWER :BOTH	0.2

3

Ref. No.	Part No.	Description	Reqd. QTY		Serial No.	Parts catalogue code
			CB500	XA		
			X	D		
1	64310-MGZ-J80	COVER, R. UNDER	1	1		
2	64316-MGZ-J80	STAY, R. UNDER COVER	1	1		
3	64317-MGZ-J80	STAY, L. UNDER COVER	1	1		
4	64320-MGZ-J40	COWL, L. UNDER	1	1		
5	64320-MGZ-J80	COVER A, L. UNDER	1	1		
6	64321-MGZ-J80	COVER B, L. UNDER	1	1		
7	90133-KPP-T00	SCREW, PAN, 6X14	5	5		
8	90134-KPP-T00	SCREW, PAN, 5X14	3	3		
9	90677-KAN-T00	NUT, CLIP, 5MM	3	3		
10	93903-24380	SCREW, TAPPING, 4X12	1	1		
11	96001-06014-07	BOLT, FLANGE, 6X14	1	1		



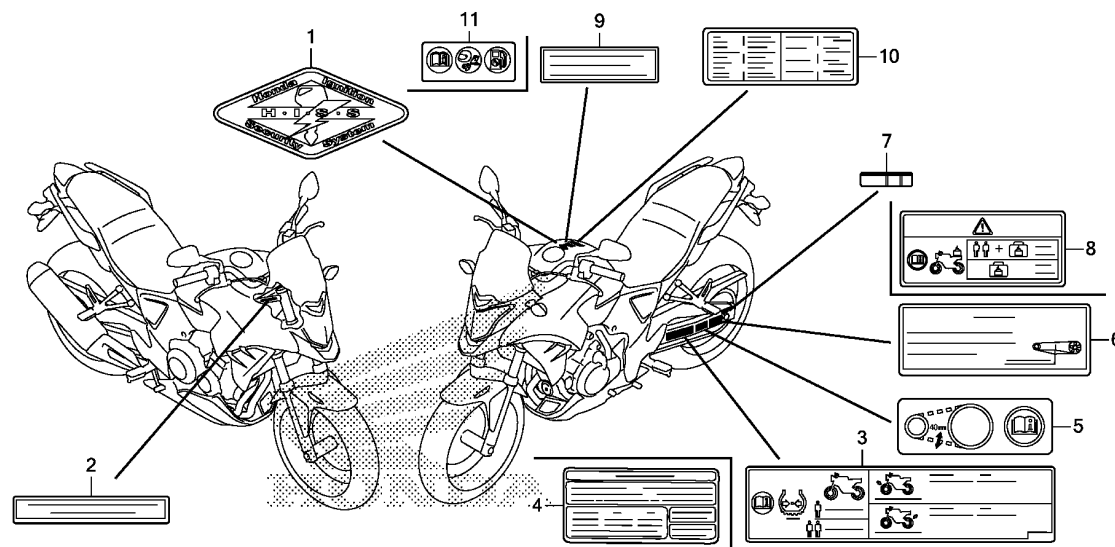
MGZ7F4800

Ref. L.O.N. (Relative ref. Number) F.R.T.
No. Description

NO INFORMATION

Ref. No.	Part No.	Description	Reqd. QTY		Serial No.	Parts catalogue code
			CB500			
			X	XA		
			D	D		
1	38235-TA0-A01	PULLER, FUSE	1	1		
2	77236-KAZ-780	WIRE, HELMET SET	1	1		
3	89101-MC7-000	BAG, TOOL	1	1		
4	89102-KTC-900	DRIVER, SCREW(NO.2 +/-)	1	1		
5	89103-538-000	GRIP	1	1		
6	89202-KY1-700	SPANNER, PIN	1	1		
7	89211-KWW-640	SPANNER, 10X14	1	1		
8	89211-MGZ-J00	SPANNER, 8X12	(1)	(1)	-----	E,ED,F
			1	1	-----	KO,U
9	89216-KYJ-900	WRENCH, PLUG(16.5)	(1)	(1)		
10	89217-KGH-900	HANDLE, EYE WRENCH	1	1		
11	89219-KWW-601	WRENCH, EYE, 19MM	(1)	(1)	-----	E,ED,F
			1	1	-----	KO,U
12	89221-MGZ-J00	WRENCH, HEX., 5MM	1	1		
13	99006-24000	WRENCH, EYE, 24MM	(1)	(1)	-----	E,ED,F
			1	1	-----	KO,U





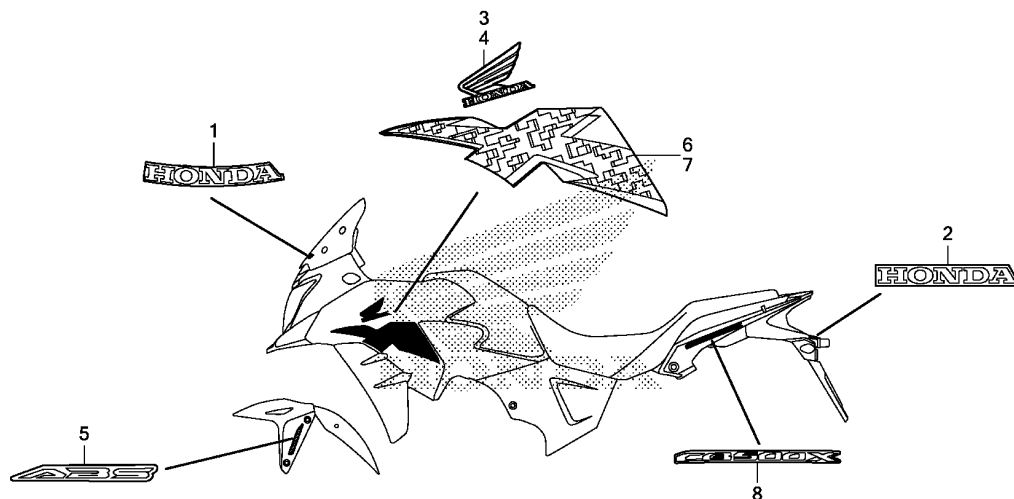
MGZ7F4900

Ref. No.	L.O.N. (Relative ref. Number)	Description	F.R.T.
----------	-------------------------------	-------------	--------

NO INFORMATION

3

Ref. No.	Part No.	Description	Reqd. QTY		Serial No.	Parts catalogue code
			CB500 X D	XA D		
1	17528-MAT-D70	MARK, HISS	1	1		
2	87125-GB0-900	PLATE, NAME	1	1	-----	KO
3	87505-MGZ-D80	LABEL, TIRE	1	1	-----	E,ED,F,U
4	87505-MGZ-G80	LABEL, TIRE (KOREAN)	1	1	-----	KO
5	87507-MFF-A50	LABEL, DRIVE CHAIN	1	1	-----	E,ED,F,U
6	87507-MGZ-G00	LABEL, DRIVE CHAIN(KOREAN) ..	1	1	-----	KO
7	87508-MGP-T00	LABEL, CHAIN ADJUSTER	1	1	-----	
8	87512-MGZ-D80	LABEL, ACCESSORIES & LOADING	1	1	-----	E,ED,F
9	87560-MBR-871	LABEL, DRIVE CAUTION(KOREAN)	1	1	-----	KO
10	87560-MGP-F00	LABEL, FRENCH TRANSLATION ...	1	1	-----	F
11	87586-MGN-D00	LABEL, FUEL & DRIVE (PICTOGRAPH)	1	1	-----	E,ED,F,U



MGZ7F5000

Ref. L.O.N. (Relative ref. Number) F.R.T.
No. Description

NO INFORMATION

Ref. No.	Part No.	Description	Reqd. QTY		Serial No.	Parts catalogue code
			CB500 X D	XA D		
1	86101-MGZ-J00ZA	MARK, HONDA (85MM) *TYPE1*	1	1		
2	86102-MGZ-J00ZA	MARK, HONDA (60MM) *TYPE1*	1	1		
3	86201-MGZ-J80ZA	MARK, R. WING (95MM) *TYPE3*	1	1	-----	E,ED,F,KO
	86201-MGZ-J80ZC	*TYPE1*	1	1		
	86201-MGZ-J80ZB	*TYPE2*	1	1	-----	E,ED,F,U
4	86202-MGZ-J80ZA	MARK, L. WING (95MM) *TYPE3*	1	1	-----	E,ED,F,KO
	86202-MGZ-J80ZC	*TYPE1*	1	1		
	86202-MGZ-J80ZB	*TYPE2*	1	1	-----	E,ED,F,U
5	86611-MGZ-D10ZA	MARK, ABS *TYPE3* (R. SIDE ONLY)	-	1		
6	86641-MGZ-J80ZA	MARK, R. MIDDLE COWL *TYPE3*	1	1	-----	E,ED,F,KO
	86641-MGZ-J80ZC	*TYPE1*	1	1		
	86641-MGZ-J80ZB	*TYPE2*	1	1	-----	E,ED,F,U
7	86642-MGZ-J80ZA	MARK, L. MIDDLE COWL *TYPE3*	1	1	-----	E,ED,F,KO
	86642-MGZ-J80ZC	*TYPE1*	1	1		
	86642-MGZ-J80ZB	*TYPE2*	1	1	-----	E,ED,F,U
8	86771-MGZ-D80ZA	MARK (CB500X) *TYPE3*	2	2	-----	E,ED,F,KO
	86771-MGZ-D80ZC	*TYPE1*	2	2		
	86771-MGZ-D80ZB	*TYPE2*	2	2	-----	E,ED,F,U



PART NO. INDEX

J 3

Part Number	Address	Page	Ref.	Part Number	Address	Page	Ref.	Part Number	Address	Page	Ref.	Part Number	Address	Page	Ref.	Part Number	Address	Page	Ref.
43511-KV3-831	G1	68	6	45251-MGZ-J11	F16	67	9	50644-445-840	H3	86	11	53178-MAH-000	F4	55	12	64317-MGZ-J80	I5	104	3
	G3	70	7	45290-MGS-D31	F15	66	17	50661-KYJ-900	H3	86	12	53192-268-000	F4	55	13	64320-MGZ-J40	I5	104	4
43512-MGZ-J01	G1	68	7	45290-MGZ-J11	F15	66	18	50700-MGZ-J00	H3	86	13	53192-MFL-000	F10	61	19	64320-MGZ-J80	I5	104	5
	G3	70	8	45504-410-003	F5	56	6	50710-KYJ-900	H3	86	14	53213-MB4-771	F12	63	1	64321-MGZ-J80	I5	104	6
43514-KS6-701	G1	68	8		F6	57	7	50711-KET-600	H3	86	15	53214-371-010	F12	63	2	64326-MGZ-J40	D15	41	12
	G3	70	9	45510-MGZ-D01	F5	56	7	50712-KET-600	H3	86	16	53219-MGZ-J00	F12	63	3	64335-MGZ-J80	I4	103	6
43520-MJ6-315	G1	68	9		F6	57	8	50714-KBA-930	H3	86	17	53220-KYJ-900	F12	63	4	64400-MGZ-J80ZA	I4	103	7
	G3	70	10	45512-MA6-006	F5	56	8	50715-MGZ-J00	H3	86	18	53230-MGZ-J40	F11	62	20	64400-MGZ-J80ZB	I4	103	7
43530-KV3-701	G1	68	10		F6	57	9	50725-MGZ-J00	H3	86	19	53232-MJ4-670	F11	62	21	64400-MGZ-J80ZC	I4	103	7
	G3	70	11	45513-KK1-771	F5	56	9					53781-SE0-952	G16	83	18	64435-MGZ-J80	I4	103	8
					F6	57	10	51000								64535-MFJ-D00	H14	97	22
44000					G1	68	11					57000							
					G3	70	12	51400-MGZ-J81	F14	65	1					67000			
44301-MGZ-J00	F16	67	2	45517-166-006	F5	56	10	51401-MGZ-J81	F14	65	2	57110-MGZ-J11	F8	59	2				
44311-MGZ-J00	F16	67	3		F6	57	11	51402-MGZ-J01	F14	65	3					67110-MGZ-J80ZA	I3	102	12
44515-MGZ-J10	F16	67	4	45517-KCW-870	F4	55	8	51410-MGZ-J81	F14	65	4	60000							
44620-MGZ-J00	F16	67	5	45520-MG7-006	F5	56	11	51412-MB4-003	F14	65	5					77000			
44650-MGZ-J00	F16	67	6		F6	57	12	51414-MFJ-A51	F14	65	6	60114-MGZ-A00	F13	64	2				
44711-MGZ-D81	F16	67	7		G1	68	12	51415-MFJ-A51	F14	65	7	60115-MGZ-A00	F13	64	3	77103-MEE-000	F13	64	11
44721-SEA-N02	F16	67	8		G3	70	13	51416-KFO-003	F14	65	8					77156-MGZ-J81	G10	77	1
	G6	73	14	45521-HA2-006	F5	56	12	51420-MGZ-J01	F14	65	9	61000				77200-MGZ-J81	G10	77	2
44722-SEA-N02	F16	67	8		F6	57	13	51432-MV9-003	F14	65	10					77205-286-000	G10	77	3
	G6	73	14		G1	68	13	51437-KV3-701	F14	65	11	61101-MGZ-J00ZG	F13	64	4	77206-KFN-850	G10	77	4
44723-SEA-N02	F16	67	8		G3	70	14	51440-MGZ-J81	F14	65	12	61102-KTY-D30	F8	59	3	77208-KW7-900	F8	59	5
	G6	73	14	45530-471-831	F5	56	13	51447-KA4-711	F14	65	13					77236-KAZ-780	I6	105	2
44726-SEA-N02	F16	67	8		F6	57	14	51454-MM9-671	F14	65	14	I1	100	17		77214-KPH-900	G10	77	5
	G6	73	14					51490-MER-R61	F14	65	15	61102-MGZ-J00	F13	64	5	77220-MGZ-J00	G10	77	6
44727-SEA-N02	F16	67	8	46000				51500-MGZ-J81	F14	65	16	61103-KPF-910	F13	64	6	77231-MGZ-J80	G11	78	1
	G6	73	14					51520-MGZ-J01	F14	65	17	61103-KRY-900	F13	64	7	77234-GN2-000	G10	77	7
44728-SEA-N02	F16	67	8	46182-MEL-D21	G1	68	14					61104-428-000	G15	82	7	77235-469-000	G10	77	8
	G6	73	14		G3	70	15	52000				61104-KZZ-900	I3	102	3	77236-KAZ-780	I6	105	2
				46392-TFO-003	F9	60	3					61105-KPF-910	F13	64	8	77239-KVB-900	G10	77	9
45000				46500-KYJ-900	H2	85	8	52101-MGZ-J00	H6	89	7	61105-KRY-900	F13	64	9	77240-MGZ-D80ZA	G11	78	2
				46504-KV6-702	G1	68	15	52105-MJ0-000	H6	89	8	61110-MGZ-D10ZA	F13	64	10	77240-MGZ-D80ZB	G11	78	2
45107-ML4-006	F15	66	9		G3	70	16	52141-MGZ-J00	H6	89	9	61304-415-000	I1	100	18	77240-MGZ-D80ZC	G11	78	2
45111-MA3-006	G5	72	15	46513-KYJ-900	H2	85	9	52143-MGZ-J00	H6	89	10	61410-MGZ-J10	F8	59	4	77250-MGZ-D80ZA	G11	78	3
45111-MAJ-G41	F15	66	10					52170-MGZ-J00	H6	89	11					77250-MGZ-D80ZB	G11	78	3
	G5	72	16	50000				52171-KR6-000	H6	89	12	64000				77250-MGZ-D80ZC	G11	78	3
45112-ML7-921	F15	66	11					52200-MGZ-J00	H6	89	13					77302-KW7-900	F1	52	8
45125-MGZ-J81	F5	56	2	50100-MGZ-J80ZA	H16	99	1	52400-MGZ-J01	H8	91	1	64130-MGZ-J80	I3	102	4	77330-MGZ-J80ZA	G10	77	10
45125-MGZ-J91	F6	57	2	50194-MGZ-J00	H14	97	21	52461-MGZ-J00	H8	91	2	64150-MGZ-J80	I3	102	5	77331-MGZ-J00	G10	77	11
45126-MGZ-J11	F6	57	3	50240-MGZ-J80ZA	H16	99	2	52463-MGZ-J00	H6	89	14	64216-GJ2-730	I3	102	6	77331-MGZ-J80	G10	77	12
45131-MGZ-J10	F9	60	1	50295-MGZ-J00	H16	99	3					64221-MGZ-J80	I3	102	7	77334-MGZ-J80	G10	77	13
45131-ML7-921	F15	66	12	50345-MGZ-J10	F8	59	1	52475-MGZ-J00	H8	91	4	64230-MGZ-J80	I4	103	2	77340-MGZ-J80ZA	G10	77	14
45131-MN9-006	G5	72	17	50351-MGZ-J01	H16	99	4					64240-MGZ-J80	I4	103	3	77582-MGZ-J80	G10	77	15
45132-166-016	F15	66	13	50353-MGZ-J00	H16	99	5	53000				64243-MEW-920	G8	75	16				
45132-MGZ-J10	F9	60	2	50354-MGZ-J00	H16	99	6						G12	79	1	80000			
45133-MA3-006	F15	66	14	50530-MGZ-J00	H5	88	2	53100-MGZ-J80ZA	F10	61	12								
	G5	72	18	50542-KPM-000	H5	88	3	53104-MGZ-J80	F10	61	13	64260-MGZ-J80	I3	102	8	80100-MGZ-D00ZA	H9	92	2
45155-MGZ-J00	F5	56	3	50600-MGZ-J00	H3	86	1	53105-MGZ-J80	F10	61	14	64261-MGZ-J80	I3	102	9	80100-MGZ-J00ZA	H9	92	2
45155-MGZ-J10	F6	57	4	50611-MGZ-J00	H3	86	2	53106-KR3-770	F10	61	15	64266-MG9-770	H3	86	20	80105-MGZ-J00	H9	92	3
45156-MGZ-J00	F5	56	4	50612-MER-D00	H3	86	3	53107-MY1-000	F10	61	16	64270-MGZ-J80	I3	102	10	80106-MGZ-J00	H9	92	4
45156-MGZ-J10	F6	57	5	50615-MGZ-J00	H3	86	4	53108-KR3-770	F10	61	17	64280-MGZ-J80	I3	102	11	80106-MGZ-U00	H9	92	4
45157-MGZ-J40	F5	56	5	50617-445-840	H3	86	5	53130-MGS-D30ZB	F10	61	18	64300-MGZ-J80ZA	I4	103	5	80107-MGZ-J00	H12	95	4
	F6	57	6	50618-MBG-D00	H3	86	6	53140-KYJ-900	F4	55	9	64300-MGZ-J80ZB	I4	103	5	80111-MGZ-J00	H9	92	5
45159-MGZ-J00	F15	66	15	50619-MER-D00	H3	86	7	53166-KYJ-900	F4	55	10	64300-MGZ-J80ZC	I4	103	5	80113-MGZ-J00	H9	92	6
45250-MGZ-J01	F15	66	16	50622-MBG-D00	H3	86	8	53172-KYJ-900	F4	55	11	64310-MGZ-J80	I5	104	1	80123-MER-D00	F13	64	12
45250-MGZ-J11	F15	66	16	50639-MLO-010	H3	86	9	53175-KPP-T01	F5	56	14	64316-MGZ-J00	D8	34	8				
45251-MGZ-J01	F16	67	9	50642-MBG-D00	H3	86	10					64316-MGZ-J80	I5	104	2				

4

PART NO. INDEX

J 4

Part Number	Address	Page	Ref.	Part Number	Address	Page	Ref.	Part Number	Address	Page	Ref.	Part Number	Address	Page	Ref.			
83000				89000				90108-KPP-860	H5	88	4	F6	57	18	90544-283-000	F14	65	20
83505-MGZ-J80	G12	79	2	89101-MC7-000	I6	105	3	90108-KZZ-900	F11	62	24	D9	35	16	90545-300-000	F5	56	18
83545-KCJ-690	G13	80	21	89102-KTC-900	I6	105	4	90109-MR7-000	F14	65	18	F13	64	17		F6	57	19
	H9	92	7	89103-538-000	I6	105	5	90111-162-000	H15	98	5	F4	55	15		G1	68	17
	H11	94	12	89202-KY1-700	I6	105	6	90111-187-000	H9	92	10	G8	75	20		G3	70	18
83551-300-000	G8	75	18	89211-KWW-640	I6	105	7	90111-362-000	F11	62	25	H9	92	14	90557-230-000	H2	85	13
	H16	99	7	89211-MGZ-J00	I6	105	8	90111-KW3-003	I3	102	13	H2	85	12	90559-MGZ-J00	G7	74	19
83605-MGZ-J80	G12	79	3	89211-MGZ-J00	I6	105	8	90111-MR5-000	H12	95	5	F12	63	6	90601-107-000	E4	46	16
83606-KWS-901	G10	77	16	89216-KYJ-900	I6	105	9	90113-438-000	F4	55	14	H11	94	13	90601-KAF-003	H2	85	14
83705-MT3-300	H9	92	8	89217-KGH-900	I6	105	10	90113-MGZ-J00	H2	85	10	I2	101	21	90603-MN4-000	E5	47	18
				89219-KWW-601	I6	105	11	90114-166-006	F5	56	15	F11	62	27	90628-750-000	H11	94	15
				89221-MGZ-J00	I6	105	12		F6	57	16	H5	88	6	90646-657-000	G14	81	23
84000								90114-KAS-900	G12	79	4	H8	91	8	90650-KW3-000	F11	62	29
84710-MEE-650	H9	92	9	90000				90114-KPH-700	G11	78	4	G16	83	21	90651-KV6-003	G16	83	24
				90001-MGZ-J00	E7	49	4		G12	79	5	F1	52	9		H14	97	24
86000				90002-MGZ-J00	D11	37	5	90115-MBG-D00	H3	86	21	H6	89	16	90651-MA5-671	F5	56	19
					D13	39	8	90115-MGZ-J00	F8	59	6	G7	74	17		F6	57	20
86101-MGZ-J00ZA I8	107	1		90002-MY5-850	D1	27	7		H6	89	15	G7	74	18	90652-KT1-771	H11	94	16
86102-MGZ-J00ZA I8	107	2		90002-PA6-003	D16	42	13		H9	92	11	F3	54	5		H14	97	25
86150-KPG-901	F11	62	22	90003-MGZ-J00	D8	34	9	90116-KV3-701	F14	65	19	H15	98	6				
86150-KPG-902	F11	62	22		D11	37	6	90116-MCS-600	I3	102	14	F4	55	16	90677-KAN-T00	H11	94	17
86201-MGZ-J80ZA I8	107	3		90004-GHB-600	D7	33	8	90116-MGZ-J00	H3	86	22	H10	93	12		I3	102	21
86201-MGZ-J80ZB I8	107	3		90004-GHB-630	D12	38	3	90117-MGZ-J80	I3	102	15	D12	38	5		I4	103	12
86201-MGZ-J80ZC I8	107	3		90004-GHB-650	D1	27	8	90118-MGZ-J00	G16	83	19	D9	35	17		I5	104	9
86202-MGZ-J80ZA I8	107	4		90004-GHB-670	D7	33	9	90120-KCR-003	I1	100	19	E4	46	11	90683-GR1-003	G11	78	6
86202-MGZ-J80ZB I8	107	4		90004-MGZ-J00	D13	39	9	90121-MGZ-J00	H8	91	5	E3	45	17		I4	103	13
86202-MGZ-J80ZC I8	107	4		90005-MAZ-000	D16	42	14	90122-MGZ-J00	H8	91	6	E6	48	16	90683-SA0-003	H2	85	15
86611-MGZ-D10ZA I8	107	5		90005-MGZ-J00	E4	46	10	90123-MGZ-J00	H8	91	7	D2	28	14		H5	88	7
86641-MGZ-J80ZA I8	107	6		90007-MGZ-J00	D2	28	10	90129-MGZ-J00	H14	97	23	D9	35	18	90690-MCA-003	F15	66	20
86641-MGZ-J80ZB I8	107	6		90007-MR1-000	D9	35	15	90130-MGS-D31	F3	54	4	D16	42	18		G5	72	20
86641-MGZ-J80ZC I8	107	6		90009-MGZ-J00	D16	42	15	90130-MGZ-J00	F13	64	15	D7	33	10	90701-MV9-670	D16	42	21
86642-MGZ-J80ZA I8	107	7		90010-MGZ-J00	D15	41	13	90131-883-000	D15	41	16	I3	102	18	90742-KYJ-900	E3	45	18
86642-MGZ-J80ZB I8	107	7			F13	64	13	90131-KZZ-900	F15	66	19	D16	42	19	90852-KPP-T00	H9	92	15
86642-MGZ-J80ZC I8	107	7		90011-MGZ-J00	D2	28	11	90131-MGZ-J00	F13	64	16	E6	48	17				
86771-MGZ-D80ZA I8	107	8		90013-MGZ-J00	E3	45	16	90131-KZZ-900	F15	66	19	E4	46	12	91000			
86771-MGZ-D80ZB I8	107	8		90015-MGZ-J01	D16	42	16	90132-KZZ-900	F15	66	19	D9	35	19				
86771-MGZ-D80ZC I8	107	8		90017-KYJ-900	D2	28	12	90132-MGZ-J00	F13	64	16	E5	47	13	91001-MGZ-J00	E3	45	19
				90017-MGZ-J00	D10	36	5	90132-KPP-T00	I4	103	10	E5	47	14	91007-MGS-D31	E6	48	18
87000				90019-KYJ-900	D2	28	13	90132-KYJ-960	H5	88	5	E4	46	13	91015-KT8-005	F12	63	8
				90019-MGZ-J00	D15	41	14	90132-MFJ-D00	G16	83	20	E4	46	14	91016-KT8-005	F12	63	9
87125-GB0-900	I7	106	2		E8	50	21	90133-KPP-T00	G11	78	5	E4	46	15	91021-MGZ-J01	D9	35	20
87505-MGZ-D80	I7	106	3	90021-MGZ-D02	E8	50	21		I3	102	16	E5	47	15	91022-MN4-003	E4	46	17
87505-MGZ-G80	I7	106	4	90021-MGZ-J00	D15	41	15		I4	103	11	E5	47	15	91023-MM4-003	E5	47	19
87507-MFF-A50	I7	106	5	90021-MM5-000	E6	48	14		I5	104	7	D13	39	10	91023-MN4-003	E4	46	18
87507-MGZ-G00	I7	106	6	90023-KYJ-900	D12	38	4	90134-KPP-T00	I2	101	20	D16	42	20	91026-MGZ-J00	E5	47	20
87508-MGP-T00	I7	106	7	90023-MGZ-J00	E6	48	15		I3	102	17	E5	47	16	91051-MGZ-J01	F16	67	11
87512-MGZ-D80	I7	106	8	90037-422-003	E5	47	12		I5	104	8	E5	47	17		G7	74	20
87560-MBR-871	I7	106	9	90048-MY5-600	D16	42	17	90135-MS2-000	G8	75	19	H8	91	9	91052-MGS-D31	H8	91	10
87560-MGP-F00	I7	106	10	90071-MB0-000	D14	40	13	90145-MS9-612	F5	56	16	H3	86	23	91053-MM5-004	G7	74	21
87586-MGN-D00	I7	106	11	90101-KTB-000	H16	99	8		F6	57	17	G16	83	22	91054-MT6-831	F16	67	11
				90101-MGZ-J00	H16	99	9		G1	68	16	G16	83	23		G7	74	20
				90102-MAS-000	G7	74	15		G3	70	17	F11	62	28	91059-KY2-711	F11	62	30
88000				90102-MGZ-J00	H16	99	10	90147-KVB-900	H9	92	12	I3	102	19	91071-KV3-005	H6	89	17
				90103-MGZ-J00	H16	99	11	90165-MGZ-J00	H2	85	11	H11	94	14		H8	91	11
88130-MFG-D00	F3	54	1	90104-KYJ-900	H16	99	12	90168-S2A-010	H16	99	13	F12	63	7	91071-MT7-003	H6	89	18
88210-MGZ-J40	F3	54	2	90104-MGZ-J00	F12	63	5	90175-MCT-640	H9	92	13	F4	55	17	91106-MCF-003	E6	48	19
88220-MGZ-J40	F3	54	3	90105-MGS-D30	F16	67	10	90180-MN8-006	G5	72	19	I3	102	20	91202-MAL-601	H6	89	19
					G7	74	16	90191-MGZ-J00	F11	62	26	G13	80	22	91203-KSP-911	E6	48	20
				90107-MBG-000	F11	62	23	90202-KCW-870	F5	56	17	D1	27	9	91204-KK0-003	D8	34	10

4

PART NO. INDEX

J 5

Part Number	Address	Page	Ref.	Part Number	Address	Page	Ref.	Part Number	Address	Page	Ref.	Part Number	Address	Page	Ref.
91207-KT8-003	E5	47	21	93893-05014-08	G14	81	26	95000							
91212-422-006	G1	68	18	93901-24480	H11	94	19					96001-06020-04	G14	71	26
	G3	70	19	93901-25280	H6	89	22	95002-02100	I2	101	23	96001-06022-07	F4	55	22
91213-MB2-003	H6	89	20	93901-25320	G14	81	27	95002-50000	I2	101	24		F5	56	23
91213-MB2-006	H6	89	20	93903-22420	F2	53	7	95005-50400-30	I2	101	25		F7	58	26
91253-442-003	G7	74	22	93903-24180	I3	102	22	95005-55890-20	I2	101	26	96001-06025-07	F1	52	12
91253-443-761	G7	74	23	93903-24380	F1	52	11	95005-75640-20	G9	76	23		G9	76	25
91253-443-762	G7	74	23		I4	103	14	95005-80640-20	G9	76	24	96001-06040-00	D12	38	6
91253-KZJ-901	F16	67	12		I5	104	10	95012-17001	H12	95	6	96100-60010-00	D9	35	21
91254-MEE-D01	F14	65	21	93903-24420	H11	94	20	95015-54000	G2	69	23	96100-62020-10	H7	90	26
91262-KV3-831	H6	89	21	93903-25480	G14	81	28		G4	71	24	96100-63050-00	E4	46	20
	H8	91	12	93913-25380	F2	53	8	95015-82000	H4	87	29	96220-40080	E6	48	23
91301-ML7-003	D8	34	11					95701-06010-00	F8	59	7	96400-08035-04	H1	84	28
91301-P7A-004	E8	50	22	94000					H14	97	32	96400-08050-00	H1	84	29
91301-PLC-000	E8	50	23					95701-06010-07	F6	57	23	96600-06020-00	G2	69	26
91302-MB0-013	D13	39	11	94001-03000-0S	I2	101	22	95701-06012-00	E1	43	28		G4	71	27
91303-KF0-003	D16	42	22	94001-06070-0S	H2	85	16		G10	77	18	96600-06025-00	G10	77	20
91304-MCP-900	D16	42	23	94002-08000-0S	G1	68	21	95701-06014-00	D7	33	12	96600-08020-10	E6	48	24
91305-MCJ-751	D16	42	24		G4	71	22		E4	46	19				
91307-035-000	D8	34	12		H7	90	23		E6	48	22	98000			
91309-425-003	D14	40	14	94002-08070-0S	F4	55	20		F8	59	8				
91313-MB0-003	D15	41	17	94021-06000-0S	H10	93	13	95701-06014-08	H14	97	33	98200-33000	H12	95	7
91320-MB0-000	D14	40	15	94030-08000	H7	90	24		H16	99	16				
91351-MGS-D30	G7	74	24	94030-08070	F4	55	21	95701-06018-00	E1	43	29	99000			
91356-KF0-003	F14	65	22	94050-04000	E1	43	26	95701-06020-00	H14	97	34				
91406-MS8-000	G14	81	24	94050-06000	E1	43	27	95701-06020-07	H2	85	18	99006-24000	I6	105	13
91508-MM5-000	G14	81	25		G9	76	22		H14	97	35				
91535-TA0-003	H14	97	27		H9	92	16	95701-06022-00	D15	41	20				
91554-SM4-003	F4	55	18	94050-06080	G15	82	8		F8	59	9				
	F11	62	31		H14	97	30	95701-06022-07	I2	101	27				
91565-SEL-003	G5	72	21		H15	98	8	95701-06022-08	H14	97	36				
	H14	97	28	94050-08000	G16	83	25	95701-06028-08	G15	82	9				
				94050-10000	H16	99	14	95701-06035-00	D15	41	21				
91580-SM4-003	F4	55	19	94101-06000	G10	77	17		E1	43	30				
91593-MGZ-J01	G8	75	21		H3	86	25	95701-06040-08	E1	43	31				
				94101-06700	F13	64	18	95701-06095-00	E1	43	32				
92000					H10	93	14	95701-08018-00	F11	62	32				
				94101-10800	H16	99	15	95701-08025-00	G10	77	19				
92101-05020-0A	H11	94	18	94102-08000	H4	87	26	95701-08050-00	H1	84	27				
92101-06025-0A	H15	98	7	94103-05000	H11	94	21	95701-08055-00	E1	43	33				
92501-08016-0A	H3	86	24	94103-05700	F2	53	9	95701-08075-00	E1	43	34				
92900-06016-0E	E1	43	25	94103-06700	I4	103	15	95701-10075-00	E1	43	35				
92900-08022-3E	D2	28	15	94103-06800	H14	97	31	95801-06028-00	D7	33	13				
				94103-08000	H1	84	26		D14	40	17				
				94109-12000	D15	41	18	95801-08032-00	I3	102	23				
93000				94201-16150	H4	87	27								
93500-04008-1H	E9	51	24	94201-20150	G2	69	22	96000							
93500-06025-0A	F1	52	10		G4	71	23								
93600-04012-1G	F5	56	20		H4	87	28	96001-06010-07	F5	56	22				
	F6	57	21	94301-08140	D2	28	16		F6	57	24				
93600-04040-1G	G1	68	19		D8	34	13	96001-06012-07	F7	58	25				
	G3	70	20		D11	37	7		F15	66	21				
93892-05012-08	D14	40	16		D15	41	19	96001-06014-07	E1	43	36				
93892-05012-18	E9	51	25	94301-10160	D1	27	10		G2	69	24				
93892-05014-18	E9	51	26	94301-12160	D2	28	17		G4	71	25				
93893-04012-17	F5	56	21	94510-14000	E6	48	21		I5	104	11				
	F6	57	22	94511-15000	H2	85	17	96001-06016-00	F15	66	22				
	G1	68	20	94520-35000	H7	90	25		G5	72	22				
	G3	70	21	94560-62200	E5	47	22	96001-06018-07	G2	69	25				

4

PART NAME INDEX

K 1

Part name	Address	Page	Ref.	Part name	Address	Page	Ref.	Part name	Address	Page	Ref.
[A]				BODY ASSY., THROTTLE	E8	50	7	BOLT, FLANGE, 6X16	F15	66	22
ADJUSTER COMP., CHAIN	H6	89	4	BODY COMP., FRAME	H16	99	1		G5	72	22
ARM COMP., EX. VALVE ROCKER ..	D4	30	5	BODY COMP., IDLE AIR CONTROL				BOLT, FLANGE, 6X18	E1	43	29
ARM COMP., GEAR CHANGE	H2	85	2	VALVE	E8	50	16		G2	69	25
ARM COMP., IN. VALVE ROCKER ..	D4	30	4	BODY SET	E8	50	8		G4	71	26
ARM, L. STEP	H3	86	10	BOLT-WASHER, 4X8	D16	42	13	BOLT, FLANGE, 6X20	D1	27	8
ARM, R. STEP	H3	86	3	BOLT-WASHER, 6X12	D15	41	15		G14	81	29
AXLE, FR. WHEEL	F16	67	2		E6	48	14		H2	85	18
AXLE, RR. WHEEL	G6	73	3	BOLT-WASHER, 6X16	I1	100	19		H14	97	34
[B]				BOLT-WASHER, 9X100	D2	28	10	BOLT, FLANGE, 6X22	D15	41	20
BAG, TOOL	I6	105	3	BOLT A, PIN	F15	66	12		F4	55	22
BAND F, BATTERY	H12	95	6	BOLT, ADAPTER, 10MM	F3	54	4		F5	56	23
BAND, INSULATOR	D2	28	7	BOLT, CAP, 8X16	H3	86	24		F7	58	26
BAND, L. RR. MUFFLER	G16	83	11	BOLT, CHANGE PIVOT	H2	85	10		F8	59	9
BAND, TOOL	G10	77	16	BOLT, CONNECTING ROD	E2	44	6		H14	97	36
	H9	92	5	BOLT, DISK, 8X25	F16	67	10	BOLT, FLANGE, 6X25	I2	101	27
BAND, WIRE	F11	62	29		G7	74	16		D7	33	9
	H11	94	16	BOLT, DRAIN PLUG, 12X15	D15	41	16		F1	52	12
	H14	97	25	BOLT, FLANGE SOCKET, 6X22	E7	49	4		G9	76	25
			26	BOLT, FLANGE SOCKET, 6X25	D11	37	5	BOLT, FLANGE, 6X28	D7	33	13
BAND, WIRE, 165MM	G16	83	24		D13	39	8		D14	40	17
	H14	97	24	BOLT, FLANGE SOCKET, 6X28	D8	34	9		D15	41	13
BAR COMP., SIDE STAND	H5	88	2		D11	37	6		F13	64	13
BAR, L. PILLION STEP	H3	86	16	BOLT, FLANGE SOCKET, 6X60	D13	39	9		G15	82	9
BAR, R. PILLION STEP	H3	86	15	BOLT, FLANGE SPECIAL, 6X30	D9	35	15	BOLT, FLANGE, 6X30	F13	64	16
BASE COMP., CONTACT	F10	61	6	BOLT, FLANGE, 10X146	H16	99	12	BOLT, FLANGE, 6X32	D2	28	12
BATTERY	H12	95	1	BOLT, FLANGE, 10X35	H16	99	13	BOLT, FLANGE, 6X35	D2	28	11
BEARING A, CONNECTING ROD	E2	44	7	BOLT, FLANGE, 10X40	F12	63	5		D15	41	21
BEARING A, CRANKSHAFT	E2	44	10		H16	99	9		E1	43	30
BEARING B, CONNECTING ROD	E2	44	7	BOLT, FLANGE, 10X45	H16	99	8	BOLT, FLANGE, 6X39.5	D2	28	13
BEARING B, CRANKSHAFT	E2	44	10	BOLT, FLANGE, 10X62	H8	91	5	BOLT, FLANGE, 6X40	D12	38	6
BEARING C, CONNECTING ROD	E2	44	7	BOLT, FLANGE, 10X65	H16	99	10		E1	43	31
BEARING C, CRANKSHAFT	E2	44	10	BOLT, FLANGE, 10X75	E1	43	35	BOLT, FLANGE, 6X95	E1	43	32
BEARING D, CONNECTING ROD	E2	44	7		H16	99	11	BOLT, FLANGE, 8X18	F11	62	32
BEARING D, CRANKSHAFT	E2	44	10	BOLT, FLANGE, 12X50	D12	38	4	BOLT, FLANGE, 8X25	G10	77	19
BEARING E, CONNECTING ROD	E2	44	7	BOLT, FLANGE, 6MM	H9	92	10	BOLT, FLANGE, 8X32	F15	66	19
BEARING E, CRANKSHAFT	E2	44	10		H15	98	5		I3	102	23
BEARING, HEAD PIPE UNDER	F12	63	9	BOLT, FLANGE, 6X10	D7	33	8	BOLT, FLANGE, 8X35	H1	84	28
BEARING, HEAD PIPE UPPER	F12	63	8		F5	56	22	BOLT, FLANGE, 8X36	F11	62	25
BEARING, NEEDLE	H6	89	17		F6	57	23	BOLT, FLANGE, 8X40	F11	62	24
			18	BOLT, FLANGE, 6X12	F8	59	7	BOLT, FLANGE, 8X45	F14	65	18
			11		H14	97	32	BOLT, FLANGE, 8X49	G5	72	19
BEARING, NEEDLE, 14X22X16	E6	48	19		E1	43	28	BOLT, FLANGE, 8X50	H1	84	27
BEARING, NEEDLE, 17X24X30	H8	91	10		F7	58	25				
BEARING, NEEDLE, 17X27X14.8 ..	E4	46	17	BOLT, FLANGE, 6X14	F15	66	21	BOLT, FLANGE, 8X55	E1	43	33
BEARING, NEEDLE, 20X24X11	E5	47	20		G10	77	18	BOLT, FLANGE, 8X75	E1	43	34
BEARING, NEEDLE, 20X34X16.8 ..	E5	47	19		D7	33	12	BOLT, FR. FORK	F14	65	14
BEARING, NEEDLE, 28X35X16	D9	35	20		E1	43	36	BOLT, HANDLE LEVER PIVOT	F5	56	15
BEARING, RADIAL BALL, 25X47X8 ..	E6	48	18		E4	46	10		F6	57	16
BEARING, RADIAL BALL, 6001 ...	D9	35	21				19	BOLT, HEAD COVER	D1	27	7
BEARING, RADIAL BALL, 6202 ...	H7	90	26		E6	48	22	BOLT, HEX., 5X20	H11	94	18
BEARING, RADIAL BALL, 6303UU ..	F16	67	11		F8	59	8	BOLT, HEX., 6X25	H15	98	7
			7		G2	69	24	BOLT, L. STEERING HANDLE LEVER			
BEARING, RADIAL BALL, 6304UU ..	G7	74	20		G4	71	25	PIVOT	F4	55	14
BEARING, RADIAL BALL, 6305 ...	E4	46	20		H14	97	33		F5	56	16
BEARING, SPECIAL RADIAL BALL ..	E3	45	19		H16	99	16	BOLT, OIL, 10X22	F6	57	17
					I5	104	11		G1	68	16
				BOLT, FLANGE, 6X16	D12	38	3		G3	70	17

PART NAME INDEX

K 2

Part name	Address	Page	Ref.	Part name	Address	Page	Ref.	Part name	Address	Page	Ref.
BOLT, ONE-WAY, 8MM	F11	62	23	BUSH, GUIDE	F14	65	6	CLAMPER, SENSOR CORD.....	F15	66	3
BOLT, PIN	G5	72	17	BUSH, SLIDER	F14	65	7				15
BOLT, SEALING, 12MM	D2	28	4					CLAMP, FUEL HOSE.....	G8	75	21
	D16	42	4	[C]				CLAMP, MASTER CYLINDER OIL			
BOLT, SEALING, 18MM	D16	42	17					HOSE	G1	68	8
BOLT, SETTING	D14	40	6	CABLE COMP. A, THROTTLE	F4	55	1		G3	70	9
BOLT, SHOULDER	E8	50	21	CABLE COMP. B, THROTTLE	F4	55	2	CLAMP, TUBE.....	G14	81	24
BOLT, SIDE STAND PIVOT	H5	88	4	CABLE COMP., CLUTCH.....	F4	55	3	CLIP.....	H11	94	15
BOLT, SOCKET, 10MM	D16	42	14	CABLE, SEAT LOCK	G10	77	1	CLIP, AIR HOSE, 16MM.....	G14	81	23
				CABLE, STARTER & EARTH.....	D14	40	12	CLIP, BODY COVER.....	G11	78	6
BOLT, SOCKET, 10X48	H8	91	6	CALIPER SUB ASSY., RR.	G5	72	11		I4	103	13
BOLT, SOCKET, 10X58	H8	91	7	CALIPER SUB ASSY., R. FR.	F15	66	16	CLIP, BRAKE PIPE.....	F9	60	3
BOLT, SOCKET, 5X9	H12	95	5	CAMSHAFT COMP., EX.	D4	30	3	CLIP, BREATHER TUBE.....	G15	82	1
BOLT, SOCKET, 6X20	G2	69	26	CAMSHAFT COMP., IN.	D4	30	2				2
	G4	71	27	CAP ASSY., NOISE SUPPRESSOR ...	H15	98	4	CLIP, CABLE, 14MM.....	F15	66	20
BOLT, SOCKET, 6X25	G10	77	20	CAP COMP., FUEL FILLER	G8	75	13		G5	72	20
BOLT, SOCKET, 8MM	D10	36	5	CAP COMP., RADIATOR	I1	100	6	CLIP, COUPLER.....	F4	55	19
	F14	65	19	CAP, 45MM.....	D8	34	2		G5	72	21
BOLT, SOCKET, 8X20	E6	48	24	CAP, BLEEDER.....	F15	66	8		H14	97	27
BOLT, SOCKET, 8X22	H3	86	22		G5	72	14				28
BOLT, SPECIAL, 10MM	E5	47	12	CAP, CYLINDER HEAD COVER	D1	27	2				29
BOLT, SPECIAL, 10X25	E3	45	16	CAP, DUMMY.....	H13	96	7	CLIP, OIL DRAIN TUBE.....	G13	80	1
BOLT, SPECIAL, 6X16	H5	88	5	CAP, MASTER CYLINDER	F5	56	9	CLIP, PISTON PIN, 16MM.....	E2	44	4
	H9	92	12		F6	57	10	CLIP, RETURN HOSE.....	G16	83	18
BOLT, SPECIAL, 6X18	G16	83	20		G1	68	11	CLIP, SUB TANK HOSE.....	G13	80	18
BOLT, STEP LOWER PLATE	H3	86	21		G3	70	12	CLIP, SWITCH COVER.....	H2	85	14
BOLT, STUD, 12X25	G7	74	15	CAP, MUFFLER TAIL	G16	83	6	CLIP, TUBE.....	I2	101	23
BOLT, STUD, 6X16	E1	43	25	CAP, OIL FILLER	D8	34	4				24
BOLT, STUD, 8X22	D2	28	15	CAP, RESERVE TANK.....	I1	100	10	CLIP, WATER HOSE.....	D13	39	6
BOLT, SWINGARM PIVOT	H6	89	7	CAP, STEERING STEM NUT	F11	62	21				7
BOLT, TANK HINGE	G8	75	19	CAP, SWINGARM END.....	H6	89	6		I1	100	15
BOLT, TERMINAL	D14	40	7	CARTRIDGE, OIL FILTER.....	D15	41	11				16
BOLT, TIE ROD	H2	85	11	CASE ASSY., UNDER.....	F2	53	6	CLIP, WIRE HARNESS, 25MM.....	H2	85	15
BOLT, UBS, 8X105	D16	42	16	CASE ASSY., UPPER.....	F2	53	5		H5	88	7
BOLT, WIRE ADJUSTING	F4	55	13	CASE COMP., L. BOTTOM.....	F14	65	17	COIL COMP., L. IGNITION.....	H15	98	2
BOOT B	F15	66	14	CASE COMP., R. BOTTOM.....	F14	65	9	COIL COMP., R. IGNITION.....	H15	98	3
	G5	72	18	CASE SUB ASSY., AIR CLEANER ...	G13	80	8	COLLAR.....	H11	94	14
BOOT COMP.	F5	56	6	CASE, DRIVE CHAIN.....	H6	89	2		I3	102	3
	F6	57	7	CENTER COMP., SHIFT DRUM.....	E6	48	6	COLLAR A, ENGINE HANGER.....	H16	99	4
	G1	68	4	CENTER, CLUTCH.....	D9	35	3	COLLAR A, FR. FENDER.....	F13	64	7
	G3	70	5	CHAIN KIT, DRIVE	H6	89	1	COLLAR B, L. ENGINE HANGER ...	H16	99	6
BOOT, PIN BUSH	F15	66	13	CHAIN, CAM	D7	33	1	COLLAR B, RR. AXLE DISTANCE...	G6	73	9
BOOT, SLEEVE	G5	72	10	CHAIN, DRIVE	H6	89	3	COLLAR B, RR. FORK PIVOT.....	H6	89	8
BOSS, OIL FILTER	D15	41	14	CHAIN, OIL PUMP	D15	41	7	COLLAR B, R. ENGINE HANGER ...	H16	99	5
BRACE, FR. FENDER	F13	64	5	CIRCLIP	F5	56	19	COLLAR, 12.7X8	H3	86	2
BRACKET COMP., FUEL TANK	H16	99	3		F6	57	20	COLLAR, 25X28X12.....	E4	46	6
BRACKET COMP., RR. BRAKE	G5	72	7		G1	68	14	COLLAR, 28MM.....	E5	47	4
					G3	70	15	COLLAR, 8.5X7.....	G16	83	22
BRACKET SUB ASSY., R. FR.	F15	66	17	CIRCLIP, 25MM	E4	46	16	COLLAR, AIR CLEANER MOUNTING..	G13	80	9
				CIRCLIP, 28MM	E5	47	18	COLLAR, BANK ANGLE SENSOR.....	H14	97	23
BRACKET, HANDLE LEVER	F4	55	11	CIRCLIP, EXTERNAL, 14MM.....	E6	48	21	COLLAR, BODY COVER.....	H15	98	6
BRIDGE, FORK TOP	F11	62	20	CIRCLIP, EXTERNAL, 15MM.....	H2	85	17	COLLAR, CENTER PIVOT DISTANCE..	H6	89	9
BRUSH SET A, CARBON	D14	40	2	CIRCLIP, INTERNAL, 35MM.....	H7	90	25	COLLAR, CHAIN CASE TAIL.....	F1	52	7
BRUSH SET B, CARBON	D14	40	3	CLAMPER A, FR. BRAKE	F5	56	3	COLLAR, CUSHION CONNECTING ROD	H6	89	14
BULB	F1	52	6	CLAMPER A, FR. BRAKE HOSE.....	F6	57	4		H8	91	3
	H11	94	2	CLAMPER B, FR. BRAKE	F5	56	4	COLLAR, EX. PIPE MOUNTING.....	G16	83	16
BULB, HEADLIGHT	F1	52	5	CLAMPER B, FR. BRAKE HOSE.....	F6	57	5	COLLAR, FR. AXLE DISTANCE.....	F16	67	5
BULB, TAILLIGHT	H11	94	11	CLAMPER C, FR. BRAKE HOSE.....	F5	56	5	COLLAR, FR. FENDER.....	G15	82	7
BULB, WINKER	H10	93	11		F6	57	6	COLLAR, FR. FENDER MOUNTING...	F13	64	8

PART NAME INDEX

K 3

Part name	Address	Page	Ref.	Part name	Address	Page	Ref.	Part name	Address	Page	Ref.
COLLAR, FR. WHEEL SIDE	F16	67	3	CUSHION, FUEL TANK RR. PIVOT ..	G8	75	10	FLANGE SUB ASSY., RR. DRIVEN..	G6	73	7
COLLAR, FUEL TANK	H9	92	13	CUSHION, PGM-FI UNIT	H13	96	20	FLYWHEEL COMP.	D12	38	1
COLLAR, HEAD SIDE COVER	G16	83	23	CYLINDER SET, MASTER	F5	56	13	FORK ASSY., L. FR.	F14	65	16
COLLAR, HORN SETTING	H13	96	11		F6	57	14	FORK ASSY., R. FR.	F14	65	1
COLLAR, L. PIVOT DISTANCE	H6	89	10	CYLINDER SUB ASSY., FR. BRAKE				FORK, CENTER GEARSHIFT	E6	48	3
COLLAR, L. RR. WHEEL SIDE	G6	73	5	MASTER	F5	56	7	FORK, L. GEARSHIFT	E6	48	4
COLLAR, MUFFLER MOUNTING	G16	83	13		F6	57	8	FORK, R. GEARSHIFT	E6	48	2
COLLAR, RADIATOR MOUNTING	F8	59	3	CYLINDER SUB ASSY., RR. BRAKE				FUNNEL, AIR	G13	80	14
	G8	75	15	MASTER	G1	68	5	FUNNEL, L. AIR	G13	80	12
	I1	100	17		G3	70	6	FUNNEL, R. AIR	G13	80	13
COLLAR, RR. AXLE DISTANCE	G6	73	8					FUSE, BLADE	H12	95	7
COLLAR, RR. BRAKE SIDE	G6	73	4	[D]					H13	96	12
COLLAR, SEAT SETTING	F13	64	11	DAMPER SET, WHEEL	G6	73	1				13
COLLAR, SPLINE, 25X28X13	E4	46	8	DAMPER, CONNECTOR	G8	75	2				14
COLLAR, SPLINE, 28X31X9	E5	47	7	DIAPHRAGM	F5	56	11	[G]			
COLLAR, SPRING	F14	65	3		F6	57	12	GASKET COMP., CYLINDER HEAD			
COLLAR, TAILLIGHT	H9	92	6		G1	68	12	COVER	D1	27	4
	H11	94	4		G3	70	13	GASKET, A.C. GENERATOR COVER..	D11	37	4
COLLAR, TENSIONER	D7	33	3	DIODE ASSY., THREE WAY	H13	96	2	GASKET, CYLINDER HEAD	D2	28	5
CONNECTOR, MASTER CYLINDER ...	G1	68	3	DISK B, CLUTCH FRICTION	D9	35	6	GASKET, EX. PIPE	G16	83	3
	G3	70	4	DISK, CLUTCH FRICTION	D9	35	5	GASKET, OIL PAN	D15	41	2
COTTER, VALVE	D4	30	13	DISK, FR. BRAKE	F16	67	9	GASKET, R. COVER	D8	34	3
COUNTERSHAFT COMP.	E5	47	1	DISK, RR. BRAKE	G6	73	13	GASKET, TENSIONER HOLE	D7	33	6
COVER ASSY., CYLINDER HEAD ...	D1	27	1	DOWEL PIN, 10X16	D1	27	10	GASKET, WATER PUMP BODY	D13	39	3
COVER ASSY., L. SIDE	G12	79	3		D16	42	21	GEAR, COUNTERSHAFT FIFTH	E5	47	8
COVER ASSY., R. SIDE	G12	79	2	DOWEL PIN, 8X14	D2	28	16	GEAR, COUNTERSHAFT FIRST	E5	47	2
COVER A, L. UNDER	I5	104	5		D8	34	13	GEAR, COUNTERSHAFT FOURTH	E5	47	6
COVER B, L. UNDER	I5	104	6		D11	37	7	GEAR, COUNTERSHAFT SECOND	E5	47	3
COVER COMP., LICENSE	H11	94	8		D15	41	19	GEAR, COUNTERSHAFT SIXTH	E5	47	9
COVER COMP., L. RR.	D11	37	2	DRIVER, SCREW	I6	105	4	GEAR, COUNTERSHAFT THIRD	E5	47	5
COVER COMP., R. CRANKCASE	D8	34	1	DRUM COMP., GEARSHIFT	E6	48	5	GEAR, MAINSHAFT FIFTH	E4	46	5
COVER COMP., THERMOSTAT	E7	49	3	DUCT, AIR CLEANER	G13	80	10	GEAR, MAINSHAFT SECOND	E4	46	3
COVER COMP., WATER PUMP	D13	39	2	DUST SEAL, 17X24X5	H6	89	21	GEAR, MAINSHAFT SIXTH	E4	46	7
COVER, ABS MODULATOR	F8	59	4		H8	91	12	GEAR, MAINSHAFT THIRD & FOURTH	E4	46	4
COVER, AIR CLEANER	G13	80	7	DUST SEAL, 22X35X7	H6	89	20	GEAR, PRIMARY DRIVE	E3	45	13
COVER, A.C. GENERATOR	D11	37	1	DUST SEAL, 25X33X4	H6	89	19	GEAR, STARTER DRIVEN	D10	36	1
COVER, CLUTCH SWITCH	F4	55	5	DUST SEAL, 30X47X8	G7	74	23	GEAR, STARTER REDUCTION	D10	36	3
COVER, DUST	H2	85	4	DUST SEAL, 30X52X7	G7	74	22	GRIP	I6	105	5
COVER, EX. MANIFOLD	G16	83	2	DUST SEAL, STEERING HEAD	F12	63	2	GRIP COMP., THROTTLE	F4	55	9
COVER, FR. UNDER	I3	102	5	DUST SEAL, STEERING UPPER	F12	63	1	GRIP, L. HANDLE	F4	55	10
COVER, FR. UPPER	I3	102	4					GRIP, L. RR.	G10	77	14
COVER, LOCK NUT	F3	54	1	[E]				GRIP, R. RR.	G10	77	10
COVER, MUFFLER	G16	83	9	ELEMENT, AIR CLEANER	G13	80	2	GROMMET A, RR. COVER	H11	94	1
COVER, REED VALVE	D1	27	6	EMBLEM, KEY	F10	61	9		I4	103	1
COVER, RELAY BOX	H13	96	15	EMBLEM, PRODUCT	F11	62	22	GROMMET, AIR CLEANER CASE	G8	75	18
COVER, RR. FENDER	H9	92	4						H16	99	7
COVER, RUBBER	F1	52	2	[F]				GROMMET, SPEAKER PANEL	H3	86	20
COVER, R. UNDER	I5	104	1	FAN COMP., COOLING	I1	100	5	GUIDE A, CAM CHAIN	D7	33	7
COWL SET, L. MIDDLE	I4	103	7	FASTENER B, DUAL LOCK, 20X20 ..	G8	75	16	GUIDE B, CAM CHAIN	D7	33	5
COWL SET, L. RR.	G11	78	3		G12	79	1	GUIDE COMP., CABLE	F10	61	8
COWL SET, R. MIDDLE	I4	103	5	FENDER COMP. B, RR.	H9	92	3	GUIDE, CLUTCH OUTER	D9	35	2
COWL SET, R. RR.	G11	78	2	FENDER SET A, RR.	H9	92	2	GUIDE, CORD	F10	61	7
COWL, L. UNDER	I5	104	4	FENDER SET, FR.	F13	64	10	GUIDE, EX. VALVE	D2	28	3
COWL, RR. CENTER	G11	78	1	FENDER, FR.	F13	64	4	GUIDE, IN. VALVE	D2	28	2
CRANKCASE SET	D16	42	1	FILTER SET, OIL	D15	41	3	GUIDE, L. FR. CORD	F10	61	11
CRANKSHAFT COMP.	E2	44	9					GUIDE, RR. BRAKE HOSE	G1	68	2
CUP COMP., OIL	G1	68	6						G3	70	3



PART NAME INDEX

K 5

Part name	Address	Page	Ref.	Part name	Address	Page	Ref.	Part name	Address	Page	Ref.
O-RING, 55X2	G7	74	24	PLATE, BEARING SETTING	E4	46	9	ROD COMP., PUSH	G1	68	10
O-RING, 7.47X3.6	E8	50	23	PLATE, CABLE GUARD	G10	77	13		G3	70	11
O-RING, 7.8X1.9	E8	50	22	PLATE, CLUTCH	D9	35	7	ROD SUB ASSY., CUSHION			
O-RING, AIR INJECTION CONTROL VALVE	E8	50	9	PLATE, CLUTCH LIFTER	D9	35	10		H8	91	4
O-RING, SENSOR	E8	50	4	PLATE, CLUTCH PRESSURE	D9	35	9	ROD, CLUTCH CENTER	D9	35	11
				PLATE, CUSHION ARM	H8	91	2	ROD, CLUTCH LIFTER	D9	35	14
OUTER COMP., CLUTCH	D9	35	1	PLATE, DIAPHRAGM	F5	56	12	ROLLER, 4X8	E6	48	23
OUTER COMP., STARTING CLUTCH	D10	36	2		F6	57	13	RUBBER A, HANDLE WEIGHT	F10	61	15
OUTER, NEEDLE BEARING	E4	46	18		G1	68	13	RUBBER A, PROTECTOR	G16	83	7
					G3	70	14	RUBBER B, HANDLE WEIGHT	F10	61	16
[P]				PLATE, DRIVE CHAIN GUIDE	D11	37	3	RUBBER B, HEAD SIDE COVER	I3	102	1
PACKING, BASE	G8	75	11	PLATE, IDLE AIR CONTROL VALVE	E8	50	13	RUBBER B, SEAT MOUNTING	F8	59	5
PACKING, LENS	H11	94	10	PLATE, NAME	I7	106	2		G8	75	17
PACKING, MUFFLER	G16	83	12	PLATE, NUMBER BACK	H9	92	9	RUBBER B, SEAT SETTING	G10	77	3
PACKING, OIL STRAINER	D15	41	9	PLATE, PILLION STEP SIDE	H3	86	17				
PAD SET, FR.	F15	66	2	PLATE, PORT	D1	27	3	RUBBER B, TAILLIGHT MOUNTING ..	F1	52	4
PAD SET, RR.	G5	72	1	PLATE, SPINDLE	E6	48	11	RUBBER, AIR CLEANER CASE			
PANEL, L. INNER	I3	102	11	PLATE, STEP	H3	86	7		I3	102	2
PANEL, METER	I3	102	8	PLATE, STEP LOWER	H3	86	4	RUBBER, BATTERY SETTING	H12	95	4
PANEL, R. INNER	I3	102	10	PLATE, TENSIONER SETTING	E6	48	1	RUBBER, DUST SEAL	H2	85	1
PAN, OIL	D15	41	1	PLATE, WINKER	H10	93	4	RUBBER, EX. PIPE MOUNTING	G16	83	15
PEDAL COMP., GEAR CHANGE	H2	85	3	PLUG, BREATHER TUBE	G13	80	17	RUBBER, FR. FENDER MOUNTING	F13	64	6
PEDAL COMP., RR. BRAKE	H2	85	8	PLUG, HOLE	H9	92	15				
PGM-FI UNIT	H13	96	19	PLUG, SPARK	D2	28	8	RUBBER, FUEL TANK	G8	75	6
PIECE, OIL LOCK	F14	65	10	PROTECTOR	F5	56	8	RUBBER, GEAR CHANGE PEDAL	H2	85	5
PIN A, DOWEL, 12X16	D2	28	17		F6	57	9	RUBBER, HEADLIGHT	G15	82	5
PIN B, PILLION STEP	H4	87	29	PULLER, FUSE	I6	105	1	RUBBER, HEADLIGHT CASE			
PIN D, JOINT	G2	69	23	PUMP ASSY., FUEL	G8	75	1		I1	100	18
	G4	71	24	PUMP ASSY., OIL	D15	41	4	RUBBER, HEAT GUARD	I1	100	11
PIN, GEARSHIFT FORK GUIDE	E5	47	11	PUMP COMP., WATER	D13	39	1	RUBBER, HEAT GUARD	I1	100	11
PIN, HANGER	F15	66	6					RUBBER, LICENSE LIGHT	H11	94	9
	G5	72	12	[R]				RUBBER, MAIN STEP	H3	86	12
PIN, PARTITION	D16	42	2	RADIATOR COMP.	I1	100	1	RUBBER, METER SETTING	F2	53	4
PIN, PISTON	E2	44	3	RAIL COMP., SEAT	H16	99	2	RUBBER, MOUNTING	D1	27	9
PIN, SHIFT RETURN SPRING	E6	48	13	RECEIVER UNIT	F10	61	1	RUBBER, MUFFLER MOUNTING	G16	83	14
PIN, SPLIT, 1.6X15	H4	87	27	RECEIVER, CLUTCH CABLE	D8	34	7	RUBBER, PILLION STEP	H3	86	14
PIN, SPLIT, 2.0X15	G2	69	22	RECTIFIER ASSY., REGULATOR	H13	96	1	RUBBER, PROTECTOR	G16	83	4
	G4	71	23	REFLECTOR, FR. REFLEX	F13	64	1	RUBBER, PROTECTOR MOUNTING	G16	83	8
	H4	87	28	REFLECTOR, REFLEX	H9	92	1	RUBBER, RR. COWL MOUNTING	F13	64	12
PIN, STEP BAR	H3	86	9	RELAY ASSY., POWER	H13	96	18	RUBBER, RR. GRIP	G10	77	11
PIPE COMP. A, FR. BRAKE	F9	60	1	RELAY COMP., WINKER	H13	96	16	RUBBER, RR. HEAT GUARD	I1	100	12
PIPE COMP. B, FR. BRAKE	F9	60	2	RETAINER	F15	66	11	RUBBER, SCREEN SETTING	I3	102	6
PIPE COMP., EX.	G16	83	1		G5	72	9	RUBBER, SEAT CUSHION	G10	77	4
PIPE COMP., FR. FORK	F14	65	4		G8	75	14	RUBBER, SHOCK	H12	95	3
PIPE, FUEL	E8	50	18	RETAINER, VALVE SPRING	D4	30	11	RUBBER, SIDE COVER	G13	80	21
				RING	D14	40	8		H9	92	7
PIPE, SEAT	F14	65	12	RING SET, PISTON	E2	44	1	RUBBER, SIDE COVER SPONGE	H9	92	8
PIPE, STEERING HANDLE	F10	61	12	RING, BACK UP	F14	65	5	RUBBER, STEP LOWER	H3	86	6
PISTON	E2	44	2	RING, FR. PULSER	F16	67	4	RUBBER, STEP LOWER PLATE	H3	86	8
	F15	66	9	RING, HANDLE WEIGHT SNAP	F10	61	17	RUBBER, TAILLIGHT BRACKET	H13	96	8
	G5	72	5	RING, OIL SEAL STOPPER	F14	65	13	RUBBER, THERMOSTAT	E7	49	2
PISTON SET, MASTER CYLINDER ..	G1	68	9	RING, PISTON	F14	65	11	RUBBER, WINKER MOUNTING	H10	93	9
	G3	70	10	RING, RR. PULSER	G6	73	6				
PIVOT, SHIFT DRUM STOPPER ARM	E6	48	15	RING, SNAP, 62MM	E5	47	22	[S]			
PLATE	E8	50	6	RING, STOPPER	F15	66	10	SCREW-WASHER, 4X12	F5	56	21
PLATE B, CLUTCH	D9	35	8		G5	72	16		F6	57	22
PLATE, BEARING SETTING	E4	46	2	RIVET, PUSH	I3	102	14				
				ROD ASSY., CONNECTING	E2	44	5				

5

PART NAME INDEX

K 6

Part name	Address	Page	Ref.	Part name	Address	Page	Ref.	Part name	Address	Page	Ref.
SCREW-WASHER, 4X12	G1	68	20	SEAL, AIR CLEANER DUCT	G13	80	6	SPROCKET, OIL PUMP DRIVE.....	D15	41	5
	G3	70	21	SEAL, AIR CLEANER LID.....	G13	80	4	SPROCKET, OIL PUMP DRIVEN.....	D15	41	6
SCREW-WASHER, 5X12	D14	40	16	SEAL, DUST	F14	65	21	SPROCKET, TIMING.....	E2	44	12
	E9	51	25	SEAL, IGNITION SWITCH.....	F10	61	3	STATOR COMP.....	D12	38	2
SCREW-WASHER, 5X14	E9	51	26	SEAL, RADIATOR CAP	I1	100	7	STAY COMP., ABS MODULATOR.....	F8	59	1
	G14	81	26	SEAL, THROTTLE BODY	G13	80	5	STAY COMP., FR. COWL UPPER....	I3	102	7
SCREW-WASHER, 5X20	F4	55	17	SEAL, VALVE STEM	D4	30	1	STAY, COUPLER.....	H13	96	6
SCREW-WASHER, 5X25	F10	61	19	SEAT ASSY., DOUBLE	G10	77	2	STAY, ENGINE SUB HARNESS.....	G13	80	19
SCREW, BLEEDER	F15	66	7	SEAT, JUDDER SPRING	D9	35	4	STAY, HARNESS.....	G13	80	20
	G5	72	13	SEAT, VALVE SPRING	D4	30	12	STAY, HARNESS CLIP.....	D16	42	9
SCREW, FLAT, 4X12	F5	56	20	SENSOR ASSY., BANK ANGLE.....	H13	96	9	STAY, L. FR. SIDE REFLECTOR...	F13	64	3
	F6	57	21	SENSOR ASSY., SPEED	D16	42	12	STAY, L. UNDER COVER.....	I5	104	3
SCREW, FLAT, 4X40	G1	68	19	SENSOR ASSY., WATER TEMP.....	D2	28	9	STAY, RELAY BOX.....	H14	97	21
	G3	70	20	SENSOR SET	E8	50	1	STAY, RR. UNDER COWL.....	D15	41	12
SCREW, OVAL, 6X60	F11	62	26	SENSOR, FR. WHEEL SPEED.....	F15	66	4	STAY, R. FR. SIDE REFLECTOR...	F13	64	2
SCREW, PAN, 4X8	E9	51	24	SENSOR, OXYGEN	G16	83	17	STAY, R. RR. UNDER COWL.....	D8	34	8
SCREW, PAN, 4X8.5	I1	100	4	SENSOR, RR. WHEEL SPEED.....	G5	72	3	STAY, R. UNDER COVER.....	I5	104	2
SCREW, PAN, 5MM	G14	81	25	SHAFT COMP., BALANCER.....	E2	44	11	STAY, SEAT LOCK CABLE.....	G10	77	15
SCREW, PAN, 5X14	I2	101	20	SHAFT C, IDLE GEAR	D10	36	4	STAY, SPEED SENSOR.....	G5	72	4
	I3	102	17	SHAFT, GEARSHIFT FORK.....	E6	48	7	STAY, WINKER.....	H10	93	5
	I5	104	8	SHAFT, ROCKER ARM.....	D4	30	6	STAY, WIRE.....	E8	50	12
SCREW, PAN, 5X20	I3	102	15	SHIM, TAPPET	D4	30	14	STEM SUB ASSY., STEERING.....	F12	63	3
SCREW, PAN, 6X10	I4	103	10		D5	31	14	STOPPER COMP., GEARSHIFT DRUM..	E6	48	8
SCREW, PAN, 6X14	G11	78	5		D6	32	14	STOPPER, TERMINAL.....	D14	40	10
	I3	102	16	SHROUD COMP.	I1	100	3	STRAINER COMP., OIL.....	D15	41	8
	I4	103	11	SHROUD, L. INNER	I4	103	3	SUB GEAR, PRIMARY.....	E3	45	14
	I5	104	7	SHROUD, L. RADIATOR	I4	103	8	SUB HARNESS, ENGINE.....	D16	42	7
SCREW, PAN, 6X20	G16	83	19	SHROUD, R. INNER	I4	103	2	SUB HARNESS, FR.....	H13	96	4
SCREW, PAN, 6X22	F13	64	14	SHROUD, R. RADIATOR	I4	103	6	SUB HARNESS, OIL PRESSURE.....	D16	42	8
	G12	79	6	SLEEVE	G5	72	15	SUSPENSION, COUPLER.....	H13	96	5
SCREW, PAN, 6X25	F1	52	10	SLIDER, CHAIN	H6	89	11	SUSPENSION, TAILLIGHT.....	H11	94	5
SCREW, PAN, 6X30	F13	64	15	SOCKET COMP.	F1	52	3	SUSPENSION, WINKER RELAY.....	H13	96	17
SCREW, SPECIAL, 4X10	H10	93	2	SOCKET COMP., TAILLIGHT.....	H11	94	3	SWINGARM SUB ASSY., RR.....	H6	89	13
SCREW, SPECIAL, 5X11	G11	78	4	SPANNER, 10X14	I6	105	7	SWITCH ASSY., COMBINATION & LOCK	F10	61	5
	G12	79	5	SPANNER, 8X12	I6	105	8	SWITCH ASSY., ENGINE STOP.....	F4	55	4
SCREW, SPECIAL, 6X14	F8	59	6	SPANNER, PIN	I6	105	6	SWITCH ASSY., FR. STOP.....	F5	56	1
	H6	89	15	SPINDLE COMP., GEARSHIFT.....	E6	48	10		F6	57	1
	H9	92	11	SPRING ASSY., BRAKE PEDAL.....	H2	85	9	SWITCH ASSY., NEUTRAL.....	D16	42	11
	I4	103	9	SPRING ASSY., SIDE STAND.....	H5	88	3	SWITCH ASSY., OIL PRESSURE.....	D16	42	10
SCREW, SPECIAL, 6X8	H10	93	12	SPRING, CARBON BRUSH.....	D14	40	5	SWITCH ASSY., RR. STOP.....	H2	85	6
SCREW, TAPPING, 3X16	F2	53	7	SPRING, CLUTCH	D9	35	12	SWITCH ASSY., SIDE STAND.....	H5	88	1
	F11	62	30	SPRING, CLUTCH LEVER.....	D8	34	6	SWITCH ASSY., STARTER MAGNETIC	H12	95	2
SCREW, TAPPING, 4X12	F1	52	11	SPRING, FR. FORK	F14	65	2	SWITCH ASSY., WINKER.....	F4	55	6
	I4	103	14	SPRING, FR. REBOUND	F14	65	8	SWITCH COMP., FR. LEVER.....	F4	55	7
	I5	104	10	SPRING, JUDDER	D9	35	13				
SCREW, TAPPING, 4X16	H11	94	19	SPRING, LOCK KEY SETTING.....	G10	77	8	[T]			
				SPRING, L. STEP RETURN.....	H3	86	11	TAILLIGHT UNIT.....	H11	94	6
SCREW, TAPPING, 4X8	I3	102	22	SPRING, PAD	F15	66	5	TANK ASSY., FUEL.....	G8	75	5
SCREW, TAPPING, 5X12	H6	89	22		G5	72	6	TANK, RADIATOR RESERVE.....	I1	100	9
SCREW, TAPPING, 5X14	F2	53	8	SPRING, PRIMARY DRIVE GEAR....	E3	45	15	TAPE B, TANK GUARD.....	G8	75	7
SCREW, TAPPING, 5X16	G14	81	27	SPRING, R. STEP RETURN.....	H3	86	5	TENSIONER COMP., CAM CHAIN....	D7	33	2
SCREW, TAPPING, 5X20	G14	81	28	SPRING, SEAT LOCK	G10	77	7	THERMOSTAT	E7	49	1
SCREW, TORX, 5X17	E8	50	3	SPRING, SHIFT DRUM STOPPER....	E6	48	9	THREAD B, STEERING HEAD TOP...	F12	63	6
SCREW, TORX, 5X8.7	E8	50	2	SPRING, SHIFT RETURN	E6	48	12	THREAD COMP., STEERING HEAD			
SEAL RING, INJECTOR	E8	50	17	SPRING, STOP SWITCH	H2	85	7		TOP	F12	63
SEAL SET, FR. FORK	F14	65	15	SPRING, VALVE INNER	D4	30	10	TIRE, FR.....	F16	67	7
SEAL SET, PISTON	F15	66	1	SPRING, VALVE OUTER	D4	30	9	TIRE, RR.....	G6	73	11
	G5	72	2	SPROCKET, DRIVE	E5	47	10				
SEAL, AIR CLEANER	G13	80	3	SPROCKET, FINAL DRIVEN.....	G6	73	2				

PART NAME INDEX



Part name	Address	Page	Ref.	Part name	Address	Page	Ref.	Part name	Address	Page	Ref.
T-JOINT, FUEL	E8	50	20	WASHER, PLAIN, 6MM	H14	97	31				
TRAY, IGNITION COIL	H15	98	1		I4	103	15				
TUBE	G15	82	4	WASHER, PLAIN, 8MM	H1	84	26				
	I2	101	26		H4	87	26				
TUBE A, DRAIN	G13	80	16	WASHER, RR. SWINGARM	G7	74	19				
TUBE, 5X400	I2	101	25	WASHER, RUBBER, 8.5X13X2.5	G16	83	10				
TUBE, 7.3X640	G9	76	23	WASHER, SEALING, 6MM	D7	33	10				
TUBE, 8X640	G9	76	24				11				
TUBE, AIR INJECTION SOLENOID	G15	82	3	WASHER, SEALING, 6.5MM	D13	39	10				
TUBE, BREATHER	G13	80	15		D16	42	20				
TUBE, FUEL TANK BREATHER	G8	75	4	WASHER, SEALING, 8MM	D16	42	18				
TUBE, FUEL TANK DRAIN	G8	75	12	WASHER, SPECIAL, 6MM	G13	80	22				
				WASHER, SPECIAL, 8MM	F14	65	20				
[V]				WASHER, SPLINE, 25X31X1.5	E4	46	12				
VALVE ASSY., AIR INJECTION				WASHER, SPLINE, 25X42X1.6	E4	46	13				
SOLENOID	G15	82	6	WASHER, SPLINE, 28MM	E5	47	16				
VALVE ASSY., RELIEF	D15	41	10	WASHER, SPLINE, 28X34X1.5	E5	47	13				
VALVE COMP., REED	D1	27	5	WASHER, STEERING STEM	F11	62	28				
VALVE SET, IDLE AIR CONTROL ..	E8	50	11	WASHER, THRUST, 17MM	E4	46	11				
VALVE, EX.	D4	30	8	WASHER, THRUST, 20MM	E5	47	14				
VALVE, IN.	D4	30	7	WASHER, THRUST, 22MM	D9	35	19				
VALVE, RIM	F16	67	1	WASHER, THRUST, 25MM	E4	46	15				
	G6	73	12	WASHER, THRUST, 5MM	I3	102	19				
				WEIGHT B, STEERING HANDLE	F10	61	14				
[W]				WEIGHT, BALANCE	F16	67	8				
WASHER	D14	40	11		G6	73	14				
WASHER, 10MM	H8	91	9	WEIGHT, STEERING HANDLE	F10	61	13				
WASHER, 10.2MM	E5	47	15	WHEEL SUB ASSY., FR.	F16	67	6				
WASHER, 10.5X40	E3	45	17	WHEEL SUB ASSY., RR.	G6	73	10				
WASHER, 12.2X17X1.5	D2	28	14	WINDSCREEN SET	I3	102	12				
WASHER, 12.5X30X5	D12	38	5	WINKER ASSY., L. FR.	H10	93	6				
WASHER, 14MM	E6	48	17	WINKER ASSY., L. RR.	H10	93	10				
WASHER, 15.2X25	H2	85	13	WINKER ASSY., R. FR.	H10	93	1				
WASHER, 18MM	D9	35	17	WINKER ASSY., R. RR.	H10	93	8				
WASHER, CHAIN SLIDER	H6	89	12	WIRE, HELMET SET	I6	105	2				
WASHER, DRAIN PLUG, 12MM	D15	41	18	WRENCH, EYE, 19MM	I6	105	11				
WASHER, DRUM STOPPER	E6	48	16	WRENCH, EYE, 24MM	I6	105	13				
WASHER, HEADLIGHT BRACKET				WRENCH, HEX., 5MM	I6	105	12				
MOUNTING	F1	52	8	WRENCH, PLUG	I6	105	9				
WASHER, LOCK	D9	35	18								
	F12	63	7								
WASHER, LOCK, 25MM	E4	46	14								
WASHER, LOCK, 28MM	E5	47	17								
WASHER, NEUTRAL	D16	42	19								
WASHER, NYLON, 9MM	I3	102	20								
WASHER, OIL BOLT	F5	56	18								
	F6	57	19								
	G1	68	17								
	G3	70	18								
WASHER, PLAIN, 10MM	H16	99	15								
WASHER, PLAIN, 5MM	F2	53	9								
	H3	86	23								
	H11	94	21								
WASHER, PLAIN, 6MM	F13	64	18								
	G10	77	17								
	H3	86	25								
	H10	93	14								



1

FOREWORD INDEX

2

ENGINE GROUP

3

FRAME GROUP

4

PART NUMBER INDEX

5

PART NAME INDEX

HONDA
The Power of Dreams



PARTS CATALOGUE NEWS

Honda Motor Co., Ltd.
Customer Service Technology Development Division

PARTS CATALOGUE - CORRECTED

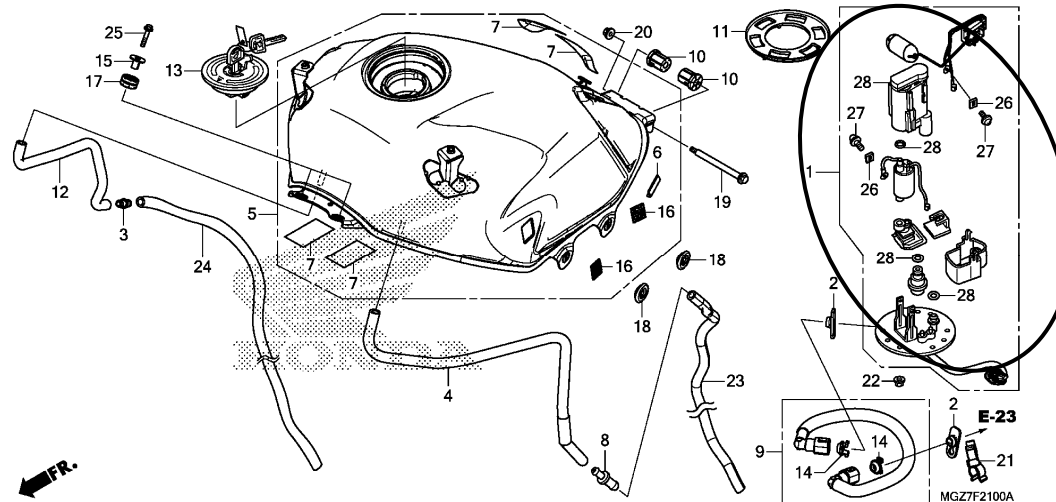
Printed in Japan

CODE NO.	13MGZD31
PARTS CATALOGUE NEWS	CB500X/XA CB500XD CB500XAD
NEWS NO.	001

Block No.	Ref. No.	Note	Part No.	Description	Reqd. QTY CB500 X XA D D	Serial No.	Parts catalogue code
-----------	----------	------	----------	-------------	-----------------------------------	------------	----------------------

F-21 FUEL TANK/FUEL PUMP

Ref. No.	(Relative ref. Number) Description	FRT
28 3101C7	FILTER, FUEL	1.0



F-21	26	D	16711-MGS-D31	STOPPER.	2 2		
	27	D	16712-MGS-D31	SCREW, 4X6.6.	2 2		

NOTE A:PART NO. CHANGE D:NEWLY PROVIDED E:PART NO. DELETION K:REQUIRED NO. CORRECTION L:APPLICATION SERIAL NO. CORRECTION
M:PART DESCRIPTION CORRECTION T:APPLICATION CORRECTION Z:REMARKS CHANGE

PARTS CATALOGUE NEWS

BOOKNo. : 13MGZD31

Block No.	Ref. No.	Note	Part No.	Description	Reqd. QTY		Serial No.	Parts catalogue code
					CB500 X D	XA D		
	28	D	16730-MGS-D31	FILTER ASSY., FUEL.....	1	1		

NOTE A:PART NO. CHANGE D:NEWLY PROVIDED E:PART NO.DELETION K:REQUIRED NO. CORRECTION L:APPLICATION SERIAL NO. CORRECTION
M:PART DESCRIPTION CORRECTION T:APPLICATION CORRECTION Z:REMARKS CHANGE