


Automotive Manuals




**The Ultimate Body Manual
for Full Size Models!**
Covers every essential
body component and
much more!

Fisher Body Manuals

All Fisher body manuals have complete information on the essential removal, installation and adjustment procedures for servicing each year full size. Information includes interior trim cleaning, headlining, stationary glass, door panels, rear seat shelf, convertible top, electrical and more.

This manual covers the most essential information pertaining to the body. Unlike the shop manual, you'll find unique information, illustrations, and other information found nowhere else. We recommend this manual for any Chevrolet owner who intends to keep and maintain their vehicle.



Note: This book covers the body aspect of the vehicle. For mechanical operations, see the Chevrolet Service / Shop Manual.

Chevrolet Service and Shop Manual

Factory manual that gives all the information you'll need for servicing your Impala, Bel Air, Biscayne and Caprice. Each shop manual includes procedures for maintenance and adjustments, minor service operations, removal and installation of components (excluding the body) and a wealth of General Motors service operations techniques. If there is one book devoted to the care of your Impala, this is the one! This manual covers the entire Chevrolet line (excluding Corvette). Whether you own an Impala or another Chevrolet model, these manuals will supply the important and pertinent information for correct maintenance procedures. Written by General Motors. A must for any B-body owner.

Note: This book covers the service aspect of the mechanical operations of the vehicle. For body and interior, see the Fisher Body Service Manual.

* Includes Passenger Car Shop Manual, Overhaul Manual, Wiring and Fisher Body Manual.

** Includes Passenger Car Shop Manual and Supplement, Diagnostic, Electrical

† Includes Passenger Car Shop Manual and Supplement, Diagnostic, Electrical Troubleshooting and Turbo-Hydraulic Supplement.

L2258	1958	29.99	ea
L2259	1959-60	29.99	ea
L2261	1961	29.99	ea
L2262P	1962	19.99	ea
L2263P	1963	19.99	ea
L2264P	1964	19.99	ea
L2265	1965	24.99	ea
L2266	1966	29.99	ea
L2267	1967	29.99	ea
L2268	1968	29.99	ea
L2269	1969	29.99	ea
L2270	1970	29.99	ea
L2271	1971	29.99	ea
L2272	1972	29.99	ea
L2273	1973	69.99	ea
L2275*	1975	69.99	ea
L2276*	1976	131.99	set
L2277*	1977	179.99	set
L2278*	1978	419.99	set
L2279*	1979	131.99	set
L2280*	1980	131.99	set
L2282†	1982	119.99	set

L2366	1966	24.99	ea
L2367	1967	24.99	ea
L2368	1968	24.99	ea
L2369	1969	24.99	ea
L2370	1970	24.99	ea
L2371	1971	24.99	ea
L2372	1972	24.99	ea
L2373	1973	109.99	ea
L2374	1974	118.99	ea
L2376	1976	142.99	ea
L2377	1977	102.99	ea
L2378	1978	129.99	ea
L2379	1979	153.99	ea
L2380	1980	39.99	ea
L2382	1982	39.99	ea
L2383	1983	129.99	ea
L2384	1984	39.99	ea
L2385	1985	39.99	ea
L2388	1988	42.99	ea

Automotive Manuals

Factory Shop Manuals on CD-ROM

The information provided on each CD-ROM includes virtually all the information you'll find in a factory shop manual. Each CD-ROM gives you the ability to view complete factory technical information on the make and model of your vehicle. CDC6800 You can print out just that portion of the manual that's needed, or go to the index and type in the part that you're trying to locate. In several manuals are required for a particular make and model, all are supplied on a single CD for your convenience.



1958-60 Chevrolet Shop Manual

Includes the 1958 Chevrolet shop manual, the 1959 and 1960 supplemental shop manuals, 1949-58 Parts and Accessories information and 1953-63 Moldings. CDCF5800 1958-60..... 49.99 ea

1961-64 Chevrolet Shop Manual

Includes the 1961 Chevrolet shop manual, the 1962-64 supplemental shop manuals and 1953-63 moldings. CDF6100 1961-64..... 49.99 ea

1965 Chevrolet Shop Manual

Includes the 1965 chassis service, the body manual and the 1964-72 Parts and Accessories manual. CDF6500 1965..... 49.99 ea

1966 Chevrolet Shop Manual

Includes the 1966 chassis service, the Fisher body manual and 1964-72 Parts & Accessories manual. CDF6600 1966..... 49.99 ea

1967 Chevrolet Shop/Body/Overhaul Manual

Includes 1967 chassis service manual, chassis overhaul manual, Fisher body manual and 1964-72 Parts and Accessories information. CDC6700 1967..... 49.99 ea

1968 Chevrolet Shop/Body/Overhaul Manual

Includes 1968 chassis service manual, chassis overhaul manual, 1968 Fisher body manual and 1964-72 Parts and Accessories information. CDC6800 1968..... 49.99 ea

1969 Chevrolet Shop/Body/Overhaul Manual

Includes 1969 Chassis Service manual, 1969 Chassis Overhaul manual, 1969 Fisher Body manual and 1964-72 Parts and Accessories information. CDC6900 1969..... 49.99 ea

1970 Chevrolet Shop/Body/Overhaul Manual

Includes 1970 Chassis Service manual, 1970 Chassis Overhaul manual, 1970 Fisher Body manual and 1964-72 Parts and Accessories information. CDC7000 1970..... 49.99 ea

1971 Chevrolet Shop/Body/Overhaul Manual


Includes 1971 Chassis Service manual, 1971 Chassis Overhaul manual, 1971 Fisher Body manual and 1964-72 Parts and Accessories information. CDC7100 1971..... 49.99 ea

1972 Chevrolet Shop/Body/Overhaul Manual

Includes 1972 Chassis Service manual, 1972 Chassis Overhaul manual, 1972 Fisher Body manual and 1964-72 Parts and Accessories information. CDC7200 1972..... 49.99 ea


Chevy Full Size Total Car Care by Chilton

Total Car Care repair manuals cover the complete line of full-size Chevrolet passenger cars including Bel Air, Biscayne, Brookwood, Caprice, Impala, Kingswood, & Townsman from 1970-89 year models. Features heavily detailed information on just about all aspects of engine maintenance and repair, tune ups, lube and filters, electrical, troubleshooting, computers, cooling, suspension and more! The Chilton manuals are well respected and used by some of the top mechanics for vehicle maintenance, tune-up, engine overhaul, fuel system, chassis, electrical, drive train, suspension, brakes & steering service and repair. L910 1979-89..... 35.99 ea





Chilton's 1990-93 Caprice Book

Everything you ever wanted to know about hands-on repair for the Caprice owner. Covers electrical and fuel, to suspension and cooling systems. Covers all aspects of performance including all the various models. The Chilton manuals are well respected and used by some of the top mechanics for vehicle maintenance, tune-up, engine overhaul, fuel system, chassis, electrical, drive train, suspension, brakes & steering service and repair. L429 1990-93..... 35.99 ea




1969-90 Full Size Chevrolet

This manual covers Caprice, Biscayne, Bel Air, Impala and Full Size wagons from 1969-90 including all 6 cylinder and V8 models except diesels. Includes virtually all aspects of maintenance including engine, cooling system, fuel and exhaust, ignition, transmission, driveline, brakes, suspension, body, wiring and more! Detailed wiring diagrams and color spark plug designation are just a few of the features in this comprehensive manual. L560..... 29.99 ea



Impala SS & Caprice 1991-96

This manual by Haynes is written to provide information for maintenance procedures and service operations on all 1991-96 Impala SS and Caprice models. Includes step by step instructions, illustrations, photos, detailed wiring diagrams and a color spark plug chart. L233..... 29.99 ea



Impala Assembly Manuals

The most informative and comprehensive book available on early Impala assembly! Each manual contains detailed information on complete assembly of each component, exploded views of parts and where they fit, corresponding part numbers for parts and factory notations on assembly. No restorer should be without this manual! Manuals vary in page numbers according to year. An absolute must for anyone restoring a full size Chevrolet. Also includes factory notes and variations in products in accordance with factory specifications. We recommend these books for anyone who wants factory accurate information on the early model. Note: These printed pages are unbound and pre-punched for a standard 3-ring binder. Binder is not included.

LB1058	1958.....	19.99 ea
LB1059	1959.....	19.99 ea
LB1060	1960.....	24.99 ea
LB1061	1961.....	19.99 ea
LB1062	1962.....	19.99 ea
LB1063	1963.....	19.99 ea
LB1064	1964.....	19.99 ea
LB1065	1965.....	19.99 ea
LB1066	1966.....	19.99 ea
LB1067	1967.....	19.99 ea
LB1068	1968.....	19.99 ea
LB1069	1969.....	19.99 ea
LB1070	1970.....	19.99 ea
LB1072	1972.....	19.99 ea

Automotive Manuals



1953-63 Mouldings and Attaching Parts Manual

This unique manual covers all of the exterior mouldings and the attachment parts necessary to install them on all 1953-63 Chevrolet models. Get the information you need to order the parts you want with this comprehensive parts manual.

L88 13.99 ea



14448




14732

1958-73 Full-Color Wiring Diagrams

If you are tired of trying to read and decipher black and white wiring diagrams from your old shop manual, we have a solution! These include two, 8-1/2" x 11" full-color drawings with the dash to engine compartment and from lights on one side and the dash to rear lights on the other. They are laminated back-to-back in heavy plastic for durability (no more grease smudges) and ease of use. Redo the wiring on your classic Chevy the easy way...in color!

14448	1958.....	19.99 ea
14449	1959.....	19.99 ea
14450	1960.....	19.99 ea
14451	1961.....	19.99 ea
14452	1962.....	19.99 ea
14453	1963.....	19.99 ea
14454	1964.....	19.99 ea
14455	1965.....	19.99 ea
14456	1966.....	19.99 ea
14457	1967.....	19.99 ea
14458	1968.....	19.99 ea
14459	1969.....	19.99 ea
14460	1970.....	19.99 ea
14729	1971.....	19.99 ea
14731	1972.....	19.99 ea
14732	1973.....	19.99 ea




MP218



MP219



MP220



MP223




MP263

1958-76 Wiring Diagrams

Reprints of the wiring diagrams covering chassis, lights, and general wiring information. A must when replacing or working on your full size Chevrolet wiring. We offer wiring diagram manuals for 1958 through 1966 and 1975-1976 models.

MP218	1958.....	6.99 ea
MP219	1959.....	6.99 ea
MP220	1960.....	6.99 ea
MP221	1961.....	6.99 ea
MP222	1962.....	6.99 ea
MP223	1963.....	6.99 ea
MP224	1964.....	6.99 ea
MP263	1965.....	6.99 ea
MP264	1966.....	6.99 ea
MP275	1975.....	6.99 ea
MP276	1976.....	6.99 ea



1958-72 Impala & SS Muscle Portfolio

By R.M. Clark

Ever wondered what all the variations of Impala and SS passenger cars were? Well, here's your chance to find out. The Impala and SS muscle portfolio gives you interesting information from dozens of articles in Road and Track, Car and Driver, Motor Trend, and other automotive publications. Includes detailed articles with road tests, factory specs, owners reports, and information on Police vehicles, Sport Sedans, Super Sports, wagons, convertibles, 348, 327, 409 and more! Softbound, 8-1/2" x 10-1/4", 140 pages, 250 illustrations.

L861 24.99 ea




L6919

Chevrolet Super Sport Sales Brochure

The Chevrolet Sports Department is where you'll find our really special equipment. The cars that carry personal tastes in performance to the ultimate. Like Corvette and Chevrolet SS 427. Like Camaro SS and Z28, Chevy Nova SS, Chevelle SS 396 and Corvair Monza. Go ahead and fill out your exact specifications. Some extra-cost options and custom features are shown and described in this catalog.

L6917	1967.....	9.99 ea
L6919	1969.....	9.99 ea

New!



Chevrolet Caprice 1965-90

This portfolio traces the first 25 years of Chevrolet's luxury Caprice range. Included are road and comparison tests, new model introductions and updates plus full specifications and performance data. Also included are historical features covering body and mechanical changes plus engine availability. Paper back 160 pages, 8.25 x 10.875 in. 350+ black and white images.

L6590 39.99 ea

Automotive Manuals



B1966

1958-76 Impala Owners Manuals

Excellent reprints using exact colors, paper, and printing techniques. You'll find all the original information included in each manual for all years available.

B1958	1958	8.99	ea
B1959	1959	8.99	ea
B1960	1960	8.99	ea
B1961	1961	8.99	ea
B1962	1962	8.99	ea
B1963	1963	8.99	ea
B1964	1964	8.99	ea
B1965	1965	8.99	ea
B1966	1966	8.99	ea
B1967	1967	8.99	ea
B1968	1968	8.99	ea
B1969	1969	8.99	ea
B1970	1970	8.99	ea
B1971	1971	8.99	ea
B1972	1972	8.99	ea
B1973	1973	8.99	ea
B1974	1974	8.99	ea
B1975	1975	8.99	ea
B1976	1976	8.99	ea



L863



L865



L865



L864



L867



L868

1958-64 Sales Brochures

Reproduction of the original dealer sales brochures including full color pictures, option guides, interior and exterior color guides, and more. This factory approved reproduction is a must for all full size Chevrolet enthusiasts. Each brochure is an exact replica of the original sales brochure, printed on the same stock paper utilizing correct colors, fonts and size. Bring back that old GM feeling with any of these new sales brochures. Officially licensed by Chevrolet!

L863	1958	6.99	ea
L864	1959	6.99	ea
L865	1960	6.99	ea
L867	1961	7.99	ea
L868	1962	8.99	ea
L869	1963	8.99	ea
L870	1964	8.99	ea



SF107




SF106

1962-68 Convertible Top Manuals

Covers the car and operations of all GM convertibles for years listed. Includes information on raising and lowering the top, cleaning the top, top boot installation and care of rear windows. Excellent manual for all convertible tops.

SF301	1962	9.99	ea
SF302	1963	9.99	ea
SF303	1964	9.99	ea
SF304	1965	9.99	ea
SF305	1966	9.99	ea
SF107	1967	9.99	ea
SF106	1968	9.99	ea



L2162

1962-79 MSRP Guide

This folder indicates the body styles available in all lines of General Motors passenger cars, with suggested retail prices. It also includes principal dimensions and specifications and information on the availability and suggested retail delivered prices of some of the factory-installed optional equipment and accessories. These passenger car prices are the manufacturer's suggested retail prices, including reimbursement for federal excise tax and suggested dealer delivery and handling charge. These prices do not include destination charges, optional equipment and accessories, or state and local taxes.

L2162	1962	3.99	ea
L2168	1968	3.99	ea
L2169	1969	3.99	ea
L2170	1970	3.99	ea
L2173	1973	3.99	ea
L2174	1974	3.99	ea
L2175	1975	3.99	ea
L2176	1976	3.99	ea
L2177	1977	3.99	ea
L2178	1978	3.99	ea
L2179	1979	3.99	ea



DC801



L19A

1963-72 Owners Manual Storage Bag

Quality reproduction of the original plastic bag used to store the owners manual in glove box. Original style yellow and blue print is used. Helps keep the owners manual in pristine condition.

DC801	1963-66	4.99	ea
L19A	1967-68	3.99	ea
L19B	1969-72	3.99	ea

Engine Manuals

Chevrolet Inline Six-Cylinder Power Manual

This book covers performance-modifications for Chevrolet inline six-cylinder engines. You'll find information on selecting a block, modifying oiling systems, sealing, camshaft design, cylinder heads, manifolds, ignition and supercharging and turbocharging. 160 pgs. sftbd. L2722 29.99 ea



How to Rebuild & Modify Chevy 348/409 Engines

Chevy's W-series 348 and 409 became legends on the street, and the track. While these engines enjoyed pop culture status in the early 1960s, the later Mark IV Chevy big-blocks overshadowed these W-engines by the end of the decade. This book provides instruction for rebuilding a stock W-engine as well as directions for a sound performance build. Learn how to select a strong, clean block, the best heads and camshaft, and increase the compression ratio. All options are examined. From mild to wild, from stock to modified, the book covers everything you need to know about the legendary 348-409 engines. Softbound, 8-1/2" x 11", 144 pages, 400 color photos. L1403 24.99 ea



How to Rebuild Chevy LT1/LT4

Step-by-step procedures on how to rebuild your Gen II small block back to factory, smog-legal specifications. Sections covered include: disassembly, cleaning and inspection, reconditioning the block, crank, pistons and rods, cylinder-head reconditioning, gaskets and seals, balancing, engine installation, casting numbers and much more. 8-1/2" x 10-7/8", 192 pages. L1393 23.99 ea



Rebuilding the Small Block Chevy Step-by-Step Videobook

This is a step-by-step Workbench Book and DVD combination that shows you how to build a street or racing small-block Chevy. Detailed sections show how to disassemble a used engine, inspect for signs of damage, select replacement parts, check critical component fit and much more! 160 pages, softbound. L6611 29.99 ea



How to Rebuild the Small Block

This book covers virtually every small block engine. Includes easy step-by-step approach, helps avoid costly and time-consuming mistakes, select the right parts, master mechanical tips and the ins and outs of quality machine work. Softbound, 146 pages, 100 illustrations. L278 19.99 ea




How to Build Chevy Small Blocks On A Budget

Know the ins and outs of building serious horsepower small block Chevy engines on a budget. Included are details of factory part numbers, easy do-it-yourself cylinder head modifications, inexpensive but effective aftermarket parts, etc. 144 pages, 300 b/w illus. L857 19.99 ea



How To Build Big Inch Chevy Small Blocks

By building a big-cube small block, you can have all the torque and horsepower of a big block without all the weight expense and effort. This 128 page book guides you in selecting the best OEM and aftermarket parts to construct your big-inch small block. L916 19.99 ea



How to Rebuild The Small Block

This is an excellent book that will give you great information on rebuilding your small block engine. You'll get some of the greatest information on all procedures required to bring your Chevy engine back to its original condition. How to remove the engine, inspect for wear, strip, recondition, assemble, install and tune up. Softbound, 8-1/2" x 11", 168 pages, 416 illustrations. L20 24.99 ea



Small Block Interchange

Cataloging all 1968 to 2000 small block Chevy engines, this manual includes more than 25,000 part numbers, specs, dates and technical details on engine blocks, heads, valves, crankshafts, camshafts, pistons, manifolds, ignition systems, emission systems and more. Sftbd., 176 pages. L1024 27.99 ea




Souping the Stock Engine

Reprint of the 1950 classic, this true hotrodder's guidebook provides effective methods for tuning all types of stock engines from the conservative road car to full-race capability. Includes general engine performance, stock-engine characteristics, and basic planning for modifications. L2051 19.99 ea


Catalog of Chevy V8 Engine Casting Numbers 1955-93

Complete guide to all 1955-93 Chevy V8s. Coverage includes block, heads, crankshaft, intake and exhaust manifolds, carburetor, fuel pump, water pump, generator/alternator and EGR valve. Softbound, 8-1/2" x 11", 212 pages, 141 b/w illustrations. L110 24.99 ea



Chevy Engine Overhaul Manual

This Haynes manual includes information on engine identification, tools and equipment, diagnosis, cylinder-head servicing, engine removal and installation, step-by-step procedures, tips from professionals, performance and economy modifications and more! Softbound. Approximately 275 pages. L565 29.99 ea



The Small Block Chevy Bible From Gen 1 to Today's LS

Since 1955, Chevrolet's small-block V8 has defined performance. It was the first lightweight, overhead-valve V8 engine available to the masses at an affordable price, and remains the performance engine of choice to this day. A builder does not have to spend big money to get big horsepower from the Chevy small-block, and this book provides the information needed to build anything from a mild street engine to a cost-is-no-object dream build. Includes multiple build examples and case studies, parts selection, blue printing, basic machine work, and more. Softbound, 8-1/4" x 10-3/4", 240 pages, 278 color & 40 b/w photos. L1396 34.99 ea

Engine Manuals



L179



L3388



L351



L3336

Chevrolet Engine Books

These books cover bolt-ons, tuning tips and power secrets for the engines of the 60s and 70s. Each book includes 180 illustrations in 100 pages and will give you the information you always wanted to know about Chevrolet small block and big block engines.

- Chevy 302 & 327 Engines** 19.99 ea
- Chevy 348 & 409 Engines** 19.99 ea
- Chevy 396 & 427 Engines** 19.99 ea
- Chevy 454 & 512 Engines** 19.99 ea
- L3336** 19.99 ea

Detroit Speed's How to Build a Pro Touring Car


Learn-to-install sections cover front subframe and rear suspension assemblies as well as upgrades to wheel tubs, brakes, fuel system, driveline, cooling system, and more; also included is an LS swap. Paperback, 144 pages, 8-1/2" x 11".



- L51379** 26.99 ea

Chevy Monster Big Blocks

The golden age for American engines must be from the mid-'50s when the small block Chevy made its debut - to the early '70s when emission controls brought an end to the muscled car era. The three major manufacturers - GM, Ford & Chrysler each supported at least one big block and one small block engine during this period which subsequently went on to become legends. Softbound, 132 pages, L1990 19.99 ea



Big Block Chevy Builds

This step-by-step guide to big block Chevy engine builds covers everything from low budget engine projects for mild street performance, to all-out race motors for dragstrip action. Bolt-on modifications, engine block prep, cylinder heads, intake and exhaust systems, dyno-tested combinations and more. 8-1/2" x 10-7/8", 192 pages, L1484 24.99 ea



How to Rebuild Your Big Block

Comprehensive book giving excellent information on how to remove engine, tear down and inspect for wear, recondition, assemble and install. How to identify each part. Includes casting numbers and specifications. Covers all years of passenger cars and trucks. 396, 400, 402, 427 and 454, 160 pages, softbound, L41 24.99 ea



How to Hot Rod A Big Block

Full coverage is included to show and explain what it takes to blueprint an engine to the exact specifications which will provide the best performance. Lots of photos and illustrations will help make your task easier. Softbound, 162 pages, 8-1/2" x 11". L75 24.99 ea



How to Modify your Retro or Classic Car for High Performance

This book explains what "high performance" really is - analyzing each part of the classic or retro car - the engine - the engine, transmission, brakes, etc - and showing how it can be modified and improved for greater performance, both with period correct parts (where available), and modern components such as electronic ignition. It provides specific guidance and planning advice, examining the pros and cons, and road or motorsport suitability of each modification. Paperback, 144 pages, 8" x 10", L42895 49.99 ea



How to Rebuild & Modify Chevy 348/409 Engines

Chevy's W-series 348 and 409 became legends on the street, and the track. This book provides instruction for rebuilding a stock W-engine as well as a directions for a sound performance build. Learn how to select a strong, clean block, the best heads and camshaft, and increase the compression ratio. All options are examined. From mild to wild, from stock to modified, the book covers everything you need to know about the legendary 348-409 engines. Softbound, 8-1/2" x 11", 144 pages, 400 color photos, L1403 24.99 ea



How To Swap GM LS Engines

Includes complete specs, and detailed information so you can select and fit an LS engine. A section on mounting kits, explaining how to install these engines into a variety of cars using readily available motor mount kits, universal engine mounts, or fabricated mounts. 144 pgs. sfbnd, L1021 24.99 ea




LS1 Engine Installation

This publication provides general information on components and procedures that can be extremely useful when installing or servicing LS1 engines. Topics include installation notes, support systems, electronic engine controls, recommended accessories, parts lists and engine specs. Softbound, 36 pages, G11810 14.99 ea



Chevy LS1/LS6 Performance

A complete performance guide for Chevrolet's newest generation LS1 and LS6 small block Chevy engines. Includes sections on bolt-ons, cylinder heads, intake manifolds, camshafts and valve train, fuel-injection, block-prep, final assembly, exhaust and forced induction. 192 pages. Size: 8-1/2" x 11". L1407 24.99 ea



Chevy LS1/LS6 V8s

Covered is everything you need to know about these engines, including the difficult engine removal and installation, simple engine bolt-ons, electronic controls for the Generation III engine and detailed engine builds at four different power levels. 160 pages with over 500 color photos, L862 24.99 ea



How To Rebuild LS Engines


This book details and highlights special components, tools, and other accessories needed to get the job done right. Appendices are packed full of valuable reference information, and the book includes a Work-Along Sheet to help you record vital statistics and measurements along the way. 8-1/2" x 11", 152 pages, 604 color photos, softbound, L975 27.99 ea



Carburetor Manuals

Holley Carburetor, Manifold & Fuel Injection

High performance and stock replacement manual for one, two, and 4 barrel Holley carbs, plus manifolds for street and strip - basic principles, air and fuel requirements, installation direction, repair and assembly, economy tuning, performance tuning and emissions. Includes sections on the operation and installation of Pro-Jection fuel injection systems. Also includes special section on Z-28s. 8-1/2" x 11", 192 pages. L40 24.99 ea



Holley Carburetor Handbook

This handbook covers the fuel inlet system, idle system, main metering system, power system, accelerator pump system, secondary system, choke system, metering blocks, repair and adjustment and more! Softbound, 6" x 9", 80 pages. L559 15.99 ea




Carter/Edelbrock Carburetors

Contains photos, illustrations and diagrams, covering rebuilding, tuning and modifying Carter and Edelbrock carburetors. Also features history on the development of the AFB and the AVS since the purchase by Edelbrock. Softbound, 136 pages. 8-1/2" x 11". L433 24.99 ea




Holley Carburetor Manual

Information includes carburetor identification, basic troubleshooting, diagnostic checks for computer controlled carburetors, on vehicle tuning and adjustments, step-by-step repair and overhaul, performance and economy modifications, professional tips and tricks along with over 340 step-by-step photos. Sftbd, 220 pgs. L564 29.99 ea



Rebuild & Power Tune Carter/Edelbrock Carburetors

A step-by-step guide to rebuilding, modifying and tuning the Carter/Edelbrock carburetors. Carter history and model overview; an overview of carb parts and how they work; carb selection; building carbs; installation and hardware; performance and adjustments; general tuning and troubleshooting; emission, fuel economy and fuel supply; racing and special applications. Softbound, 8-1/4" x 5-1/4", 176 pages. L1034 24.99 ea



Rochester Carburetors

Here's the definitive book on selecting, installing, tuning and modifying conventional and electronic Rochesters. Also details design, operation and performance modifications of current microcomputer controlled models. Includes comprehensive coverage of Quadrajel design and service from early to electronic models. Sftbd, 176 pages. L191 24.99 ea




How to Build and Modify Quadrajel Carburetors

The book is a complete guide to selecting, rebuilding, and modifying the Q-Jet, aimed at both muscle car restorers and racers. It includes a guide to selecting and finding the right carb, instructions on how to rebuild the carb and extensive descriptions of high-performance modifications. 128 pages. L202 19.99 ea



Rochester Carburetor Manual

This manual includes detailed information on carburetor identification, basic troubleshooting, diagnostic checks for computer controlled carburetors, on-vehicle tuning and adjustments, step-by-step repair and overhaul, performance and economy modifications, professional tips and tricks along with over 340 photos, 200 pgs. L561 29.99 ea



Fuel Injection Manuals

Designing and Tuning High-Perf Fuel Injection Systems

This book goes in-depth on the combustion basics of fuel injection as well as benefits and limitations of standalones. Includes glossary and a special resources guide with standalones manufacturers and test equipment manufacturers. Softbound, 128 pages. 8-1/2" x 11". L1062 24.99 ea



Street Supercharging New!

Provides information regarding all aspects of supercharging, including how to install blowers, buying a kit, rebuilding manifolds, blower drives, carburetion and accessories. Softbound, 8-1/2" x 11", 128 pages. L211 24.99 ea



Fuel Injection 1986-1999

This manual covers port injection, TBI, CIS. Complete with trouble codes and information for all major manufacturers including BMW, Chrysler, Ford, GM, Honda, Mazda, Mercedes, Nissan, Subaru, Toyota, VW, L386 29.99 ea



Turbochargers


How to select and install the correct turbo for big or small horsepower gains, turbo design, sizing and matching. Improve the performance of your engine by simply getting the right information. Covers all aspects of turbocharging and includes turbo suppliers list. Softbound, 8-1/2" x 11", 160 pages. L185 24.99 ea



Wiring Manuals

Automotive Electrical Manual

The manual features comprehensive information which covers basic electrical fundamentals, troubleshooting and repair for both foreign and domestic vehicles. Includes engine starting and charging systems, lights, gauges and more! 242 pages, softbound. L575 29.99 ea




Auto Electrical Handbook

Learn about basic electrical theory, how various electrical works and drawing circuit diagrams. Includes tips on electrical test equipment and troubleshooting electrical circuits. 350 photos, drawings & diagrams. Softbound, 157 pages. L187 24.99 ea



Auto Electrical Performance Projects

In this book, color photos and explanatory step-by-step captions detail the installation of the most popular, functional, and beneficial upgrades for enthusiasts of varying skill levels. Just a few of the projects included are the installation of a complete electronic fuel injection system, upgrading an ignition system, maximizing performance of an electric fan, and the installation of electronic gauges. 8-1/2" x 11", 192 pgs, 500 color photos, softbound, L3209 29.99 ea



Automotive Wiring & Electrical

The basics of electrical principles, including voltage, amperage, resistance and Ohm's law, are revealed in clear and concise detail, so the enthusiast understands what these mean in the construction and repair of automotive electrical circuits. 8-1/2" x 11", 144 pgs. 350 photos. L1019 24.99 ea



Transmission Manuals

Turbo Hydra-Matic 350

Clear, concise text leads you through every step of the rebuild, from transmission removal, tear down and inspection to assembly and installation. Also covers transmission identification, principles of operation and maintenance, troubleshooting and in-car repairs. 8-1/2" x 11", 256 pages. L160 24.99 ea



GM Automatic Overdrive Transmission Builders & Swapper's Guide

This book includes information about high-performance modifications, both from the factory and the aftermarket. It also covers common installation issues such as mounting, shifters and linkages, wiring harnesses and more. 128 pages, softbound. L996 24.99 ea



How To Rebuild & Modify Your Manual Transmission

This resource explains the principles behind the workings of all manual transmissions and helps readers understand what they need to do and know to rebuild their own transmissions. Includes how to determine what parts to replace and where to find (& how to measure) the specifications for each particular transmission. 8-1/4" x 10-1/2", 192 pages. L287 29.99 ea



Powerglide Transmission

This complete guide to the Powerglide covers it all from a stock rebuild to an all-out race unit. Subjects covered include general transmission service, basic operation, in-car service and repairs, final assembly and much more! Includes 500 photos. 8-1/2" x 11". L242 24.99 ea



Transmission Rebuild DVDs

Each video includes tips for freeing stuck valves, air testing, clutch packs, setting end play, bolt lengths, torque specifications, torque converter installation and much more! Approximate running time 90 min.



DVDs
 12350 Turbo 350 31.99 ea
 12400 Turbo 400 31.99 ea
 12704 700R-4 31.99 ea
 12460 4L60E 31.99 ea

GM Automatic Transmission Overhaul Manual

The TH2004R, 350, 400 and 700R4 automatic transmissions are covered with complete overhaul photo sequences. Also covered are theory of operation, in-vehicle repairs and performance modifications. Softbound, 8-1/4" x 10-3/4", 240 pages, 576 b/w illustrations. L743 29.99 ea



Welding Manuals



The Welder's Handbook

Excellent handbook detailing all common and not so common techniques of welding. Oxyacetylene welding, cutting, brazing and soldering. Also includes how to weld stainless-steel, aluminum, magnesium and titanium. Softbound, 8-1/2" x 11". L144 19.99 ea



Welding Manual

This Haynes Techbook covers gas (oxy-acetylene), arc, MIG and TIG welding. Soldering and flame cutting are also covered. Techniques are discussed as they relate to automotive and workshop repairs. Information on selecting equipment is also included. 176 pages, softbound. L388 29.99 ea

Sheet Metal Manuals



The Complete Guide To Auto Body Repair

Provides all the information needed to deal with any bumps, bangs, and bruises your car encounters. From tools to materials to techniques, this book takes the reader all the way through the process. Paperback, 8.25 x 10.625", 192 pages, 350 illustrations. L988 29.99 ea



Metal Fabricator's Handbook

This excellent how-to guide concentrates on race and custom cars. Covers everything from adding a hood scoop or fender flares, to building complete cars. Includes a tremendous amount of useful information. 8-1/2" x 11", 176 pages, 560 illustrations. L42 24.99 ea

Chassis & Drivetrain Manuals


Street Rodder's Chassis & Suspension Handbook

First in a series of custom techniques and tips on all areas of building a street rod. Features designing and how-to procedures on building the chassis and suspension for all types of street rods. 192 pages. L248 24.99 ea



Differential Rebuilding DVD

Watch nine of the most popular differential rebuilds all in one DVD! Covered in detail is disassembly, inspection and the setup procedures for achieving a good pattern. You'll learn the different set up techniques for each unit and see the results as each shim is changed. The rebuilding and ring and pinion installation basics covered in the DVD are universal to all differentials. Approx. 120 minutes. L1610 31.99 ea



Fiberglass & Composite Materials

This informative guide covers FRP materials, fibers and fiber forms, resins, gel coats, advanced techniques, building molds and plugs, structures and materials, health and safety, tools and shop equipment. Softbound, 154 pages, b/w illustrations. 8-1/2" x 11". L652 24.99 ea



Sheet Metal Handbook

Detailed information on how to form and shape metal for competition, custom or restoration use. Chapters include hammer forming tools, terms and equipment, riveting techniques, layout, design and pattern making. 144 pages, softbound. L243 24.99 ea

Paint & Body Manuals

How To Paint Your Car

This book reveals the techniques and technology behind automotive painting through 250 color photos, detailed captions and text. You'll get



the most up-to-date information about painting systems, the tools of the trade and safety gear that every automotive painter must know. The book covers, in step-by-step detail, how to properly prepare your car for paint, including bodywork, surface preparation and masking. 160 pages, softbound. L3159 27.99 ea

Paint Your Car On A Budget

This book unveils dozens of secrets that will help anyone paint their own car. This book covers everything you need to know to get a great looking coat of paint on your car and save lots of money in the process. 128 pages, 8-1/2" x 11", 400 color photos. L917 24.99 ea




How to Design, Build & Equip Your Automotive Workshop on a Budget

How to Design, Build & Equip Your Automotive Workshop on a Budget provides the necessary information as the hobbyist considers various tools, designs, installations, and products available for their automotive workspace. Many of the ideas presented for workbenches and storage can be implemented at low cost, or even for free if you're extra resourceful. There are step-by-step instructions for the most essential and practical procedures, including basic electrical wiring sufficient to connect up bank of lights, a compressor, a welder circuit as well as a procedure for routing power from your household electrical service panel and plumbing basic-shop fixtures. 8-1/2" x 11", 144 pp., 347 color photos, softbound. L3207 24.99 ea

Interior Manuals

Auto Upholstery & Interiors

A guide to performing basic upholstery and interior repairs on all kinds of automobiles written expressly for the home enthusiast. Includes helpful guides on how to replace headliners, lay carpet, repair dashboards, reupholster seat frames and more. Softbound, 8" x 10", 160 pages. L1265 24.99 ea




Custom Auto Interiors

More than 800 color photographs capture every detail you'll need to create your own exciting and award-winning custom interiors. Precise step-by-step instructions show you how to turn out completely professional custom interiors. This is an advanced-level book. 192 pages, 8-1/2" x 11", L740 26.99 ea



Automotive Upholstery

The author teaches you how to sew like an expert, and avoid costly mistakes. Learn to recover and build seats, make headliners and carpets. Materials are described with specific recommendations for vinyl, cloth, leather, Nubuck, panel board, etc. 230 pages, 8-1/2" x 11", 550 b/w photos. L378 22.99 ea



Automotive Custom Interiors

The book covers every aspect of design—seat and upholstery, dashboards and gauges, door panels and armrests, consoles, steering wheels, pedals, shifters, knobs and hardware, floor coverings and headliners, audio and high-tech accessories, and cargo areas and trunks. This is the ultimate reference for a custom interior. Paperback, 160 pages, 8-1/4" x 10-5/8". L32887 24.99 ea



Automotive Literature

Accessories Parts Price List

Ever wonder what the current prices were on those options that your Chevrolet car or truck was originally equipped with? These accessory price lists were printed when the vehicles were new. Information on each option and the prices associated with the option. Everything from the most common to the most rare of options are included these car and truck price books. You'll be amazed at the prices! Makes for interesting reading.

Year	Price
L1936A 1936.....	4.99 ea
L1937A 1937.....	4.99 ea
L1938A 1938.....	4.99 ea
L1939A 1939.....	4.99 ea
L1940A 1940.....	4.99 ea
L1941A 1941.....	4.99 ea
L1942A 1942.....	4.99 ea
L1946A 1946.....	4.99 ea
L1947A 1947.....	4.99 ea
L1948A 1948.....	4.99 ea
L1949A 1949.....	4.99 ea
L1950A 1950.....	4.99 ea
L1951A 1951.....	4.99 ea
L1952A 1952.....	4.99 ea
L1953A 1953.....	4.99 ea
L1954A 1954.....	4.99 ea
L1955A 1955.....	4.99 ea
L1956A 1956.....	4.99 ea
L1957A 1957.....	4.99 ea
L1958A 1958.....	4.99 ea
L1959A 1959.....	4.99 ea
L1960A 1960.....	4.99 ea
L1961A 1961.....	4.99 ea
L1962A 1962.....	4.99 ea
L1963A 1963.....	4.99 ea
L1964A 1964.....	4.99 ea
L1965A 1965.....	4.99 ea
L1966A 1966.....	4.99 ea
L1967A 1967.....	4.99 ea
L1968A 1968.....	4.99 ea
L1969A 1969.....	4.99 ea
L1970A 1970.....	4.99 ea
L1971A 1971.....	4.99 ea
L1972A 1972.....	4.99 ea
L1973A 1973.....	4.99 ea

How To Draw Cars 2nd Edition

Car designer Thom Taylor goes back to the drawing board with all-new illustrations on such topics as the use of computers in design today. Taylor begins with advice on selecting the proper tools and equipment, then moves on to perspective and proportion; light, shadow, reflection, color and even interiors. 8-1/4" x 10-5/8", 144 pages, 140 color, 100 b/w photos. L4434 21.99 ea



Automotive Detailing Techbook

Everyone can be an expert at automotive detailing. Are they really taking care of your car? The answer to these questions and more are in this book. Includes proper washing and waxing techniques, buffing and paint restoration, wheel and tire care, engine detailing, paint repairs, rustproofing and long term protection. This book includes 350 full-color photos. Softbound, 142 pages. L567 29.99 ea



The Yenko Era

With it's humble beginnings in the small industrial city of Canonsburg, PA, the cars produced by this offshoot of the family owned Yenko Chevrolet have become the most prized cars of the so-called MuscleCar Era and Don Yenko, their creator, has developed a nearly cult like following. Great information including invoices, factory info, pricing, etc. L976 29.99 ea



Chevy SS: The Super Sport Story

In 1957 auto show circuit, Chevrolet unveiled a Corvette prototype dubbed "Super Sport." The performance car world hasn't looked back. A combination of styling and performance upgrades, the SS package could turn something as pedestrian as a six-cylinder Malibu into the fire-breathing Chevelle SS396. This book traces the long line of SS legends, from the Super Sport version of the popular Impala, which marked the dawn of the muscle car era, to today's Impala SS. Featuring the work of acclaimed photo ace David Newhardt, Chevy SS: The Super Sport Story provides a close-up, detailed, full-color look at such classic muscle cars as the Chevelle, the El Camaro, the Malibu, and the Monte Carlo as well as today's hot Camaro SS. The book is a celebration of the cars that redefined "high performance" and defined an era. Flexbound, 10-1/4" x 9", 348 pages, 308 color & 8 b/w photos. L1398 32.99 ea



Automotive Literature

Hurst Equipped


Factory Special Muscle Cars, Speed Parts & Legendary Race Cars

No other company or individual had as big an impact on so many aspects of the automotive industry as George Hurst. With an unquenchable desire to succeed, he started an automotive aftermarket parts business in his garage in Warminster, Pennsylvania. Through innovative products and marketing, Hurst Performance became the leader in high-performance shifters on the street and strip. The story of George Hurst and his companies have gone untold until now. Scores of interviews, in-depth research, and brilliant photographs make this the ultimate book on the subject. Hardcover. 160 pages, 8-1/2" x 11" 340 photos. L1410 39.99 ea



1955-75 Chevrolet By The Numbers

Chevrolet by the numbers is the only authoritative reference for identifying and verifying the correct Chevrolet parts by casting number, for your exact model. Author Alan Colvin documented every casting number for every V8 Chevrolet engine and drivetrain part from 1955 through 1975, using original source material from Chevrolet's archives, including engineering blueprints, technical service bulletins and build sheets. Every engine is covered from the ultra-rare, high-performance aluminum 427 for the ZL-1, to the common 283 found in Impala station wagons. All engine blocks, cylinder heads, pistons, connecting rods, crankshafts, camshafts, manifolds and more, are listed. If you want to know the original parts for your Chevrolet drivetrain, not what will interchange or fit, but the correct part that came with your car when it rolled off the assembly line, Chevrolet by the numbers has the answer. Softbound. 8-3/8" x 11". L508 1955-59 230 pages, 700 b&w illustrations 41.99 ea L509 1960-64 291 pages, over 200 b&w illustrations 41.99 ea L510 1965-69 335 pages, 398 illustrations 39.99 ea L511 1970-75 295 pages, 250 illustrations 36.99 ea



Casting Numbers-Cowl Tags-Suffix Codes

These guides will give you information regarding casting numbers, what suffix number goes with the head casting number, what exhaust manifold numbers go with these castings and so on. The casting numbers are listed in two ways: 1) By the year: This is great when you have a particular restoration which requires the correct casting number. 2) By casting number: When you want a particular casting number, you can quickly look it up numerically. This book also lists the more common part numbers associated with restoration. These are also listed two ways: 1) By group number: Just like factory manuals so you can order direct. 2) By part number: An easy way to zip down the list and find it numerically. Each book will give you a full factory description along with what years they are associated with. Suffix Code Books: These guides include the most important codes on an engine. With suffix code guides you will be able to decode virtually all Chevrolet V8 engines. From the factory codes stamped on the block, you can decode the original car the engine was installed on, cubic inch and horsepower, transmission intake, RPO and other options. L537 Chevrolet Camaro 1967-1973 parts and casting guide 14.99 ea L538 Chevrolet small block 1955-1999 14.99 ea L539 Chevrolet big block 1965-1999 14.99 ea L600 cowl tags 1950-1975 19.99 ea L601 suffix codes: Book *Big Block* 19.99 ea L923 Chevrolet Corvette casting number guide 14.99 ea L924 Chevrolet Impala casting number guide 14.99 ea L926 Chevrolet inline 6 engine casting guide 14.99 ea



Automotive DVD



CCR04



CCR05

Chop Cut Rebuild Season DVDs

Join host Dan Woods on a journey to some of Southern California's most renowned restoration and build facilities.

Season 4: A 1964 Impala and a Bricklin SV-1.
Season 5: The first is a 1953 Chevy Pickup. The second is a 1970 Plymouth Cuda.
Season 6: A 1969 Yenko tribute and a 1940 Mercury coupe.

CCR04 season 4 12.99 ea
CCR05 season 5 12.99 ea
CCR06 season 6 12.99 ea



43006



DCARB



DNT

Give The Gift of Knowledge, KNOWLEDGE IS HORSEPOWER

A few words from Aron Johnson: "My 'Power Building Video Series' will teach you how to get a combination of carefully matched, properly tuned, horsepower pumping parts that all work together to turn your ride into a mean machine! I explain everything in simple to understand, plain English so just about everyone can understand what I'm talking about. Topics such as engine blocks, machining, cranks, rods, pistons, compression ratios, camshafts, lifters, rocker arms, heads, porting, intake manifolds, headers, carburetion, superchargers, nitrous systems, ignition systems, tuning, gearing, transmissions, torque converters and even down to which oil works the best are covered.

43006 Engine Building 34.99 ea
DCARB Performance Carburetor 29.99 ea
DSUPR Superchargers 29.99 ea
DNT Nitrous Oxide 29.99 ea
DRTAS Rotating Assemblies 29.99 ea
DHPV Heads, Porting and Valve Trains 34.99 ea



14412



14413



14414



14415



14416

My Classic Car DVD Collection

American automobiles have been around since the early 1900s, but in the 50s, 60s, and 70s they became part of American culture, and they gave America an identity. With the help of Dennis Gage you can take a look at the cool cars of the fifties and the muscle cars of the 60s and 70s. In Cool Cars of The Fifties, take a nostalgic ride in such classics as a 1948 Tucker, 1955 Bel Air, 1954 Buick Riviera and 1950 Mercury just to name a few. Or take a pedal to the metal ride with such muscle machine manufacturers as Chevrolet, Ford, Buick, Oldsmobile, Pontiac and the Mopars. Also available is Jay Leno, Certified Car Nut. Dennis takes you inside Jay's garage to look at his collection and take some of his favorite cars and motorcycle for test drives.

14412 Chevy Muscle Cars 12.99 ea
14413 Ford Muscle Cars 12.99 ea
14414 Buick, Olds, Pontiac Muscle Cars 12.99 ea
14415 Mopar Muscle Cars 12.99 ea
14416 Jay Leno, Certified Car Nut 12.99 ea