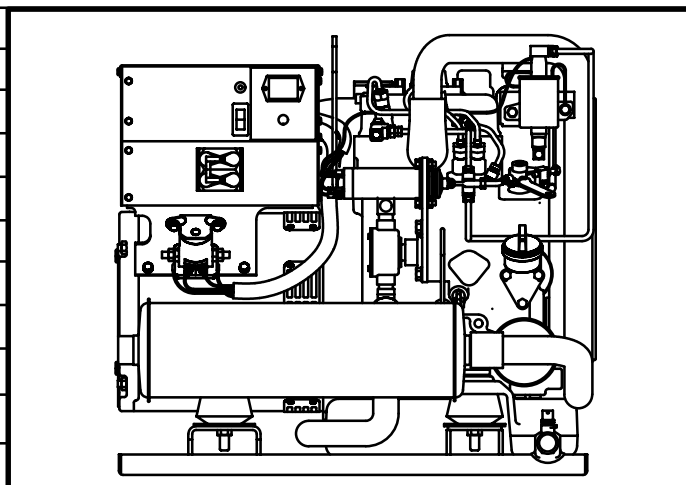




*Marine*

# *Genset Parts Catalog*

**MDKUB  
MDKWB**



## MODEL IDENTIFICATION

To avoid errors or delay in filling your parts order, always give the MODEL, SPEC NO. and SERIAL NO. from the Onan nameplate.

For handy reference, insert your nameplate information in the spaces below.

---

MODEL AND SPEC NO.

---

SERIAL NO.

---

DIGITAL CONTROL SOFTWARE VERSION  
AND DATE (IF APPLICABLE)

## SAFETY PRECAUTIONS

The following symbols are used in Onan manuals to alert users to the potentially dangerous conditions relating to maintenance of equipment and replacement of parts. Please read and observe.



*This symbol warns of immediate hazards which will result in severe personal injury or death.*



*This symbol refers to a hazard or unsafe practice which can result in severe personal injury or death.*



*This symbol refers to a hazard or unsafe practice which can result in severe personal injury or product or property damage.*

## PRODUCT SAFETY PRECAUTIONS



***Service and repair of Onan equipment must be performed by trained, experienced personnel only. Improper service or repair may result in property damage, severe personal injury or death. Do not use this catalog as a guide to servicing your equipment. Read and follow the IMPORTANT SAFETY INSTRUCTIONS in the Service Manual appropriate for the equipment you are working on.***



***Contact with USED ENGINE OILS has been identified by a United States federal agency and some USA state agencies as causing CANCER or REPRODUCTIVE TOXICITY. When checking or changing engine oils take all necessary precautions not to ingest, breathe the fumes or contact the used oil.***



***Contact with ASBESTOS has been identified by a United States federal agency and some USA state agencies as causing CANCER or REPRODUCTIVE TOXICITY. When handling engine gaskets take all necessary precautions not to ingest, breathe or contact the dust from the gaskets! Use adequate ventilation and wear protective gloves, masks and clothing!***



***Contact with BENZINE and LEAD, found in gasoline, fuel additives and solvents has been identified by a United States federal agency and some USA state agencies as causing CANCER or REPRODUCTIVE TOXICITY. When checking, draining or adding gasoline and fuel additives or using solvents take all necessary precautions not to ingest, breathe the fumes or contact the liquids. Use adequate ventilation and wear protective gloves, masks and protective clothing!***

## Introduction

This catalog applies to the standard marine generator sets listed below. Parts are arranged in groups of related items and each illustrated part is identified by a reference number corresponding to the same reference number in the parts list. Parts illustrations are typical. Using the model and specification number from your generator set nameplate, select parts that apply to your set. Unless otherwise mentioned in the description or page heading, parts are interchangeable between models. Throughout this catalog left and right sides are determined by facing the engine end (front) of the set.

<u>Model</u>	<u>Hertz</u>
MDKUB/*	50/60
MDKWB/*	50/60

\* – The diagonal line (/) in the model and specification number separates generator set characteristics from the specification number and letter. The specification number denotes customer requested options or deviations from the standard model. The specification letter advances (A to B, B to C, etc.) with major manufacturing changes.

## Generator Set Data Table

Wiring Diagram						
Model Number	AC	Spec A–B	DC		Voltage	Hertz
			Begin	Spec C		
MDKUB/42390	612–6621–05			612–6703	120	60
MDKUB/54476	612–6621–19	612–6604		–	120/240	60
MDKUB/54477	612–6621–18	612–6604		–	115/230	50
MDKUB/56678	612–6621–06	612–6604		–	120	60
MDKUB/56679	612–6621–12	612–6604		–	230	50
MDKUB/58558	612–6621–18	612–6604		612–6703	115/230	50
MDKUB/58559	612–6621–12	612–6604		612–6703	230	50
MDKUB/64313	612–6621–18	612–6604		612–6703	115/230	50
MDKUB/68572	612–6621–19	612–6604		612–6703	12/0240	60
MDKUB/68605	612–6621–06	612–6604		612–6703	120	60
MDKUB/95169	612–6621–18	–		612–6703	110/220	50
MDKWB/54476	612–6621–21	612–6604–01		–	120/240	60
MDKWB/54477	612–6621–20	612–6604–01		–	115/230	50
MDKWB/56678	612–6621–11	612–6604–01		–	120	60
MDKWB/56679	612–6621–02	612–6604–01		–	230	50
MDKWB/58558	612–6621–20	612–6604–01		612–6703	115/230	50
MDKWB/58559	612–6621–02	612–6604–01		612–6703	230	50
MDKWB/60507	612–6621–11	612–6604–01		612–6703	120	60
MDKWB/60508	612–6621–21	612–6703–01		612–6703	120/240	60

## Index

Adapter, Bulkhead Metric, **53**  
Adapter, Bulkhead Pipe, **53**  
Adapter, Cylinder Head Pipe, **7**  
Adapter, Oil Pressure Sender, **29**  
Adapter, Pipe, **41**  
Alternator, **31, 32**  
Angle, Insulating, **55**  
Arm, Rocker, **23**

Ball, Crankshaft, **9**  
Ball, Injection Pump, **17**  
Ball, Valve Seat, **29**  
Base, Housing, **61**  
Base, Mounting, **57**  
Base, Oil, **46**  
Bearing, Alternator Ball, **32**  
Bearing, Fuel Camshaft, **17**  
Bearing, Fuel Camshaft Ball, **17**  
Bearing, Generator Ball, **67**  
Bearing, Thrust, **9**  
Bearing, Water Pump Ball, **30**  
Belt, Fan, **31**  
Block Assy, Brush, **67**  
Block, Cylinder, **7**  
Block, Terminal, **69**  
Box, Control, **69**  
Bracket Assy, Latch, **70**  
Bracket, Alternator, **31**  
Bracket, Bulkhead (Unhoused), **57**  
Bracket, Drip Pan, **57**  
Bracket, Fuel Filter – MDKUB (Begin Spec C), **35**  
Bracket, Fuel Filter – MDKWB (Begin Spec C), **37**  
Bracket, Fuel Pump – MDKUB (Begin Spec C), **35**  
Bracket, Fuel Pump – MDKUB (Spec A,B), **34**  
Bracket, Fuel Pump – MDKWB (Begin Spec C), **37**  
Bracket, Fuel Pump – MDKWB (Spec A,B), **36**  
Bracket, Heat Exchanger, **43**  
Bracket, Isolated Ground Solenoid, **45**  
Bracket, Latch, **70**  
Bracket, Lifting, **11**  
Bracket, Muffler, **47**  
Bracket, Pin (Housed), **57**  
Bracket, Remote Fuel/Water Separator Mounting, **39**  
Bracket, Rocker Arm, **23**  
Bracket, Stop Solenoid, **33**  
Breaker, Circuit, **69**  
Brush, Generator, **67**  
Bulkhead (Begin Spec C), **55**  
Bulkhead (Spec A–B), **53**  
Bushing, Connecting Rod, **9**  
Bushing, Crankshaft, **9**  
Bushing, Drip Pan Spacer, **56**  
Bushing, Fuel System, **34**  
Bushing, Fuel System Reducer, **35**  
Bushing, Idle Gear, **10**  
Bushing, Oil Pressure Sender Reducer, **29**  
Bushing, Wrist Pin, **9**

Cable Assy, Battery, **53, 55**  
Camshaft, **10**  
Camshaft Assy, Fuel, **17**  
Cap, Coolant Recovery Tank, **44**  
Cap, Cylinder Block Sealing, **7**  
Cap, Cylinder Head Sealing, **21**  
Cap, Exhaust Manifold Filler, **49**  
Cap, Oil Fill, **27, 29**  
Cap, Speed Control, **15**  
Cap, Valve, **23**  
Case, Governor Ball, **17**  
Case, Main Bearing, **14**  
Circlip, Fuel Camshaft, **17**  
Circlip, Governor Sleeve, **17**  
Clip, Fan Guard Push–On, **67**  
Cock, Cylinder Block Drain, **7**  
Cock, Heat Exchanger Drain, **43**  
Collar, Crankshaft, **9**  
Collar, Speed Control, **15**  
Collet, Valve Spring, **23**  
Components, Alternator, **32**  
Components, Captive Water Pump, **30**  
Components, Injection Pump, **19**  
Components, Nozzle Holder, **25**  
Components, Remote Water Separator, **40**  
Components, Starter (MDKUB), **12**  
Components, Starter (MDKWB), **13**  
Connector, Bulkhead, **53, 55**  
Connector, Fuel System, **34, 35, 36, 37**  
Connector, Water Pump Hose, **43**  
Control, Speed, **15**  
Cord, Glow Plug, **24**  
Coupler, Alternator Connector, **31**  
Coupling, Bulkhead, **53, 55**  
Coupling, Fuel System, **34, 35**  
Cover, **29**  
Cover Assy, Bearing Case, **14**  
Cover, Bearing Plate, **14**  
Cover, Breather Element, **27**  
Cover, Control, **69**  
Cover, Cylinder Head, **27**  
Cover, Dipstick Kit Access, **82**  
Cover, Endbell, **67**  
Cover, Fuel Camshaft, **7**  
Cover, Sea Water Pump End, **43**  
Cover, Thermostat, **26**  
Cover, Valve, **27**  
Crankshaft, **9**  
Cushion, Drip Pan Vibration, **56**

Diode, Remote Panel (Spec A–B), **75**  
Dipstick, Oil, **46**  
Disc, Generator Drive, **67**  
Drain Assy, Remote Water Separator, **40**

Elbow, Breather, **27**  
Elbow, Bulkhead, **53, 55**  
Elbow, Fuel System, **34, 35, 36, 37**

## Index

- Elbow, Oil Pressure, **7**
- Elbow, Oil Pressure Sender, **29**
- Elbow, Street, **39**
- Elbow, Vacuum Relief Valve, **41**
- Elbow, Water Pump, **43**
- Element, Breather, **27**
- Element, Fuel Filter, **35, 37**
- Element, Remote Water Separator, **40**
- Endbell, **67**
- Exchanger, Heat, **43**
- Eye, Lifting, **21**
  
- Fan, Generator, **67**
- Filter, Fuel – MDKUB (Begin Spec C), **35**
- Filter, Fuel – MDKWB (Begin Spec C), **37**
- Filter, Oil, **29**
- Flange, Injection Pump Sleeve, **19**
- Flange, Oil Filter, **29**
- Flange, Water Outlet, **26**
- Flange, Water Pump, **26, 30**
- Flywheel, **11**
- Fuse, **72**
  
- Gasket, Bearing Plate Cover, **14**
- Gasket, Cover, **29**
- Gasket, Cylinder Head, **21**
- Gasket, Delivery Valve, **19**
- Gasket, Exhaust Elbow, **49**
- Gasket, Exhaust Manifold, **49**
- Gasket, Fuel Pump, **17**
- Gasket, Gearcase, **29**
- Gasket, Injection Pump, **19**
- Gasket, Injector Nozzle, **24**
- Gasket, Intake Manifold, **48**
- Gasket, Oil Filter Flange, **29**
- Gasket, Oil Pan, **46**
- Gasket, Oil Pump, **7**
- Gasket, Sea Water Pump, **43**
- Gasket, Speed Control, **15**
- Gasket, Thermostat, **26**
- Gasket, Valve Cover, **27**
- Gasket, Water Flange, **26**
- Gasket, Water Pump, **30, 43**
- Gauge, Coolant Temperature (Spec A–B), **76**
- Gauge, Oil Pressure (Begin Spec C), **80**
- Gauge, Oil Pressure (Spec A–B), **76**
- Gauge, Water Temperature (Begin Spec C), **80**
- Gear, Camshaft, **10**
- Gear, Crankshaft, **9**
- Gear, Idle, **10**
- Gear, Injection Pump, **17**
- Gear, Oil Pump Drive, **7**
- Gear, Ring, **11**
- Gearcase, **29**
- Generator, **67**
- Governor, **16**
- Grommet, Control Box, **69**
- Grommet, Engine Harness, **72**
- Grommet, Generator Stator, **67**
- Grommet, Heat Exchanger, **43**
- Grommet, Saddle, **70**
- Grommet, Vacuum Relief Valve, **41**
- Ground, Isolated, **45**
- Guard, Belt, **59**
- Guard, Generator Fan, **67**
- Guide, Valve, **21**
  
- Hanger, Coolant Recovery Tank, **44**
- Harness Location, Engine, **71**
- Harness Location, Extension (Or Pigtail), **71**
- Harness Location, Remote Panel, **71**
- Harness, Adapter, **81**
- Harness, Basic Remote Panel (Begin Spec C), **77**
- Harness, Basic Remote Panel (Spec A–B), **74**
- Harness, Customer Interface Pigtail, **73**
- Harness, Deluxe Remote Panel (Begin Spec C), **78, 79**
- Harness, Deluxe Remote Panel (Spec A–B), **75**
- Harness, Engine, **72**
- Harness, Extension, **73**
- Harness, Isolated Ground, **45**
- Harness, Panel, **69**
- Harness, Pigtail, **73**
- Harness, Remote Extension, **69**
- Harness, Remote Gauge Panel (Begin Spec C), **80**
- Harness, Remote Gauge Panel (Spec A–B), **76**
- Harness, Remote Plug, **34, 35, 36, 37**
- Head Assy, Water Separator Replacement, **40**
- Head, Cylinder, **21**
- Holder Assy, Nozzle, **25**
- Holder, Delivery Valve, **19**
- Holder, Fork Lever, **16**
- Holder, Fuse, **72**
- Holder, Main Bearing, **14**
- Holder, Nozzle, **24**
- Hose, Breather, **27**
- Hose, Coolant, **53, 55**
- Hose, Cooling, **43, 49**
- Hose, Exhaust, **49**
- Hose, Muffler Intake, **47**
- Hose, Oil Drain, **46**
- Hose, Wet Exhaust, **49**
- Housing (Begin Spec B), **65**
- Housing (Spec A), **61, 63**
- Housing, Flywheel, **11**
- Hub, Rotor, **67**
  
- Idle Assy, **15**
- Impellar, Sea Water Pump, **43**
- Impeller, Raw Water Pump, **43**
- Impeller, Water Pump, **30**
- Indicator, Dipstick Kit Oil Level, **82**
- Insulator, Bulkhead Terminal, **53**
  
- Joint, Ball, **33**
  
- Keeper, Latch, **70**

## Index

- Key, Crankshaft Feather, **9**
- Key, Cylinder Block Feather, **7**
- Key, Feather – Camshaft, **10**
- Key, Fuel Camshaft Feather, **17**
- Kit, Basic Remote Control Panel (Spec A–B), **74**
- Kit, Coolant Recovery, **44**
- Kit, Deluxe Remote Control Panel (Spec A–B), **75**
- Kit, Dipstick, **82**
- Kit, Gasket, **82**
- Kit, Isolated Ground, **45**
- Kit, Muffler, **51**
- Kit, Muffler, Fuel/Water Separator, **38**
- Kit, Remote Control Meter Panel (Spec A–B), **76**
- Kit, Remote Fuel/Water Separator, **39**
- Kit, Remote Gauge Panel, **80**
- Kit, Remote Panel (Begin Spec C), **79**
- Kit, Remote Panel Modification, **29**
- Kit, Remote Water Separator Metal Bowl Replacement, **40**
- Kit, Resonator, **51**
- Kit, Sender, **26**
- Kit, Siphon Break, **41**
- Kit, Water Pump Repair, **43**
- Kit, Water Separator, **38**
  
- Labels, **82**
- Lever Assy, Fork, **16**
- Lever, Engine Stop, **15**
- Lever, Governor, **15**
- Lever, Speed Control, **15**
- Line, Bulkhead Fuel, **53, 55**
- Line, Fuel, **34, 35, 36, 37**
- Link, Stop Solenoid, **33**
- Location, Harness, **71**
  
- Manifold Assy, **49**
- Manifold, Exhaust, **49**
- Manifold, Intake, **48**
- Meter, Battery Condition (Spec A–B), **75**
- Meter, Control Box Time Totalizing, **69**
- Meter, Hour (Begin Spec C), **78**
- Meter, Running Time (Begin Spec C)1, **80**
- Meter, Time Totalizing (Spec A–B), **75, 76**
- Meter, Volt (Begin Spec C), **79, 80**
- Meter, Voltage (Spec A–B), **76**
- Mount, Control, **70**
- Muffler, **38, 51**
- Muffler, Air Intake, **47**
  
- Neck, Exhaust Manifold Filler, **49**
- Nipple, Fuel System Close, **34, 35**
- Nipple, Oil Drain, **46**
- Nozzle, Injection, **25**
  
- O'Ring Kit, Water Separator, **40**
- O'Ring, Cap Nut, **27**
- O'Ring, Crankshaft Oil Slinger, **9**
- O'Ring, Cylinder Block, **7**
- O'Ring, Cylinder Head, **21**
- O'Ring, Dipstick Kit, **82**
- O'Ring, Endbell, **67**
- O'Ring, Gearcase, **29**
- O'Ring, Injection Pump, **19**
- O'Ring, Oil Fill, **29**
- O'Ring, Oil Pickup Tube, **46**
- O'Ring, Speed Control, **15**
  
- Pan, Drip, **56**
- Panel, AC Control, **69**
- Panel, Basic Remote Control (Begin Spec C), **77**
- Panel, Basic Remote Control (Spec A–B), **74**
- Panel, Bulkhead, **53**
- Panel, DC Control, **69**
- Panel, Deluxe Remote Control (Begin Spec C), **78, 79**
- Panel, Remote (Begin Spec C), **78, 79, 80**
- Panel, Remote (Spec A–B), **75**
- Panel, Remote Gauge Control, **80**
- Panel, Remote Gauge Control (Spec A, B), **76**
- Panel, Start/Stop, **69**
- Pin, Gearcase Spring, **29**
- Pin, Governor Spring, **16**
- Pin, Hollow, **7**
- Pin, Injection Pump, **19**
- Pin, Injection Pump Joint, **19**
- Pin, Speed Control Spring, **15**
- Pin, Straight, **7**
- Pin, Wrist, **9**
- Pipe Assy, Injection, **24**
- Pipe, Overflow, **24**
- Pipe, Water Pump Return, **30**
- Pipe, Water Return, **26**
- Piston, **9**
- Plate Assy, Speed, **15**
- Plate, Alternator Back, **32**
- Plate, Breather Element, **27**
- Plate, Bulkhead (Unhoused Units), **57**
- Plate, Bulkhead Insulating, **53**
- Plate, Control Cover, **69**
- Plate, Cover, **17**
- Plate, Fuel Camshaft Retaining, **17**
- Plate, Injection Pump, **19**
- Plate, Retaining, **10**
- Plate, Sea Water Pump Wear, **43**
- Plate, Speed Control, **15**
- Plug, Cylinder Head, **7**
- Plug, Cylinder Head Pipe, **21**
- Plug, Fuel Filter Drain, **35, 37**
- Plug, Gearcase Pipe, **29**
- Plug, Glow, **24**
- Plug, Heat Exchanger Square, **43**
- Plug, Oil Drain, **46**
- Plug, Toggle Switch Hole, **69**
- Plug, Voltage Regulator Mating, **69**
- Plunger, Injection Pump, **19**
- Potentiometer, **69**
- Pulley, Alternator, **32**

## Index

Pulley, Drive, **31**  
Pump Assy, Water Separator, **40**  
Pump, Fuel (MDKUB), **35**  
Pump, Fuel (MDKWB), **37**  
Pump, Fuel – MDKUB, **34**  
Pump, Fuel – MDKUB (Begin Spec C), **35**  
Pump, Fuel – MDKUB (Spec A,B), **34**  
Pump, Fuel – MDKWB, **36**  
Pump, Fuel – MDKWB (Begin Spec C), **37**  
Pump, Fuel – MDKWB (Spec A,B), **36**  
Pump, Injection, **17, 19**  
Pump, Oil, **7**  
Pump, Sea Water, **43**  
Pump, Water, **30**  
  
Rack, Injection Pump Control, **19**  
Rectifier, **69**  
Rectifier, Isolated Ground Silicon, **45**  
Regulator, Voltage, **69**  
Relay, 24VDC SPDT, **69**  
Relay, Isolated Ground Solenoid, **45**  
Relay, Start Disconnect, **69**  
Relay, Start Solenoid, **69**  
Relay, Start Solenoid (Negative Ground), **70**  
Resonator, **51**  
Retainer, Valve Spring, **23**  
Ring, Collector, **67**  
Ring, Crankshaft Retaining, **9**  
Ring, Generator Drive Disk Clamp, **67**  
Ring, Retaining – Camshaft, **10**  
Ring, Sea Water Pump Retaining, **43**  
Rod, Connecting, **9**  
Rod, Push, **10**  
Rod, Push – Injection Nozzle, **25**  
Rotor Assy, **32**  
Rotor, Alternator, **32**  
Rotor, Generator, **67**  
  
Saddle, Control, **70**  
Seal, Bearing Plate Cover Oil, **14**  
Seal, Gearcase Oil, **29**  
Seal, Nozzle Holder Heat, **24**  
Seal, Oil, **46**  
Seal, Oil Fill Cap, **27**  
Seal, Sea Water Pump Lip, **43**  
Seal, Speed Control Oil, **15**  
Seal, Valve Stem, **23**  
Seal, Water Pump, **30, 43**  
Seat, Injection Pump Spring, **19**  
Seat, Valve, **29**  
Sender, Oil Pressure, **29**  
Sender, Water Temperature, **26**  
Separator, Fuel/Water, **38**  
Separator, Remote Fuel/Water, **39**  
Separator, Water, **38**  
Set, Bearing, **9**  
Set, Piston Ring, **9**  
Shaft, Gear – Idle, **10**  
Shaft, Governor, **16**  
Shaft, Lever, **15**  
Shaft, Rocker Arm, **23**  
Shaft, Rotor, **32**  
Shield, Breather Oil, **27**  
Shim, Generator, **67**  
Shim, Injection Pump, **17, 19**  
Silencer, Air, **47**  
Sleeve, Crankshaft, **9**  
Sleeve, Governor, **17**  
Sleeve, Injection Pump Control, **19**  
Slinger, Oil, **9**  
Snubber, Drip Pan, **56**  
Socket, Relay, **69**  
Solenoid, Stop, **33**  
Spacer, Alternator Rotor Spacer, **32**  
Spacer, Dipstick Kit Oil Indicator, **82**  
Spacer, Drive Disc, **67**  
Spacer, Generator Fan, **67**  
Spacer, Idle Gear, **10**  
Spring, Delivery Valve, **19**  
Spring, Generator Brush, **67**  
Spring, Governor, **16**  
Spring, Governor Start, **16**  
Spring, Injection Nozzle, **25**  
Spring, Injection Pump Plunger, **19**  
Spring, Rocker Arm, **23**  
Spring, Rocker Arm Thrust, **23**  
Spring, Valve, **23**  
Spring, Valve Seat, **29**  
Standoff, Control Insulating, **69**  
Starter (Mounting), **11**  
Stator, Alternator, **32**  
Stator, Generator, **67**  
Stopper, Speed Control, **15**  
Strainer, Slotted, **51**  
Strainer, Water Pickup, **38**  
Strap, Ground, **56**  
Strap, Heat Exchanger, **43**  
Switch, High Exhaust Temperature, **49**  
Switch, Manual Transfer (On/Off Shore), **39**  
Switch, Oil Pressure, **7**  
Switch, Rocker (Begin Spec C), **77, 78, 79, 80**  
Switch, Rocker (Spec A–B), **74, 75, 76**  
Switch, Toggle, **69**  
System, Exhaust, **49**  
  
Tank, Coolant Recovery, **44**  
Tappet, **10, 19**  
Tee, Fuel System, **34, 35, 36, 37**  
Tee, Vacuum Relief Valve, **41**  
Thermostat, High Engine Temperature, **26**  
Thermostat, Water Pump, **26**  
Tube, Cooling, **43**  
Tube, Dipstick Kit, **82**  
Tube, Exhaust, **49**  
Tube, Oil Pickup, **46**

## Index

Union, Hose, **41**

Valve, Delivery, **19**

Valve, Exhaust, **23**

Valve, Intake, **23**

Valve, Oil Drain Shutoff , **46**

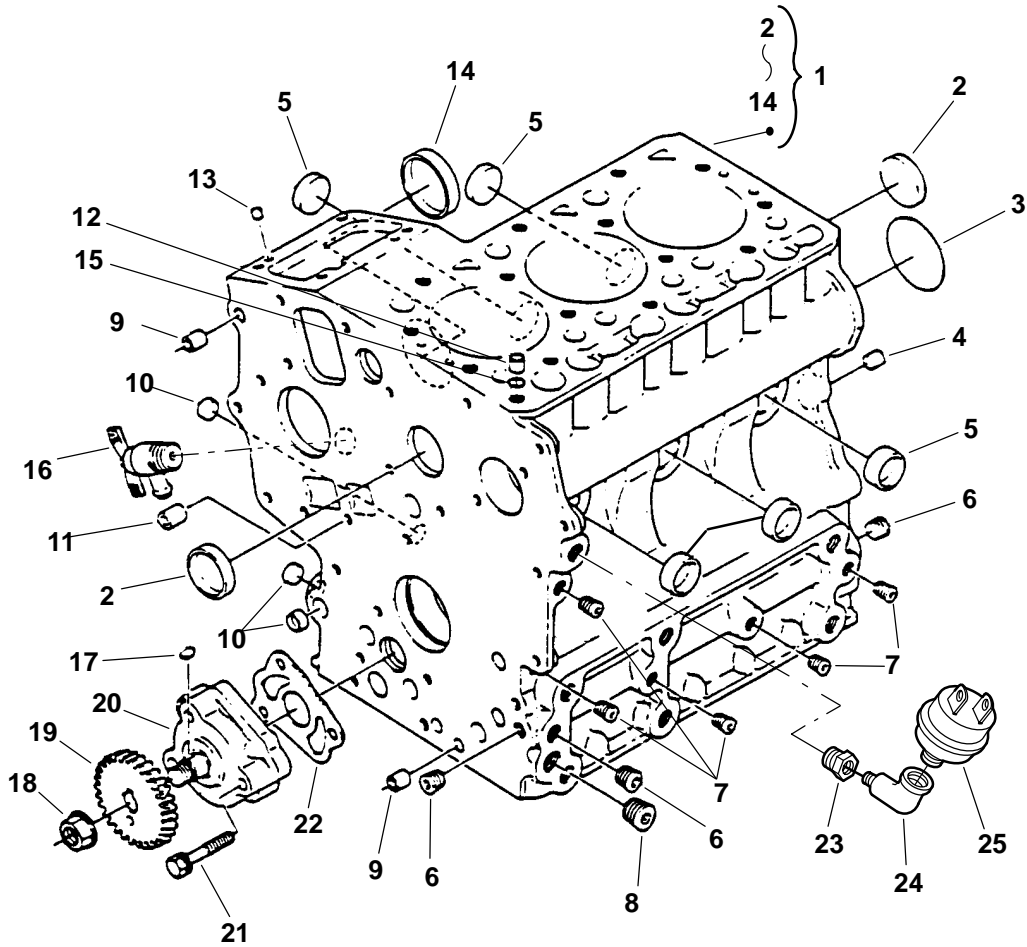
Valve, Vacuum Relief, **41**

Wire, Retainer, **19**

Wrapper, Control, **69**



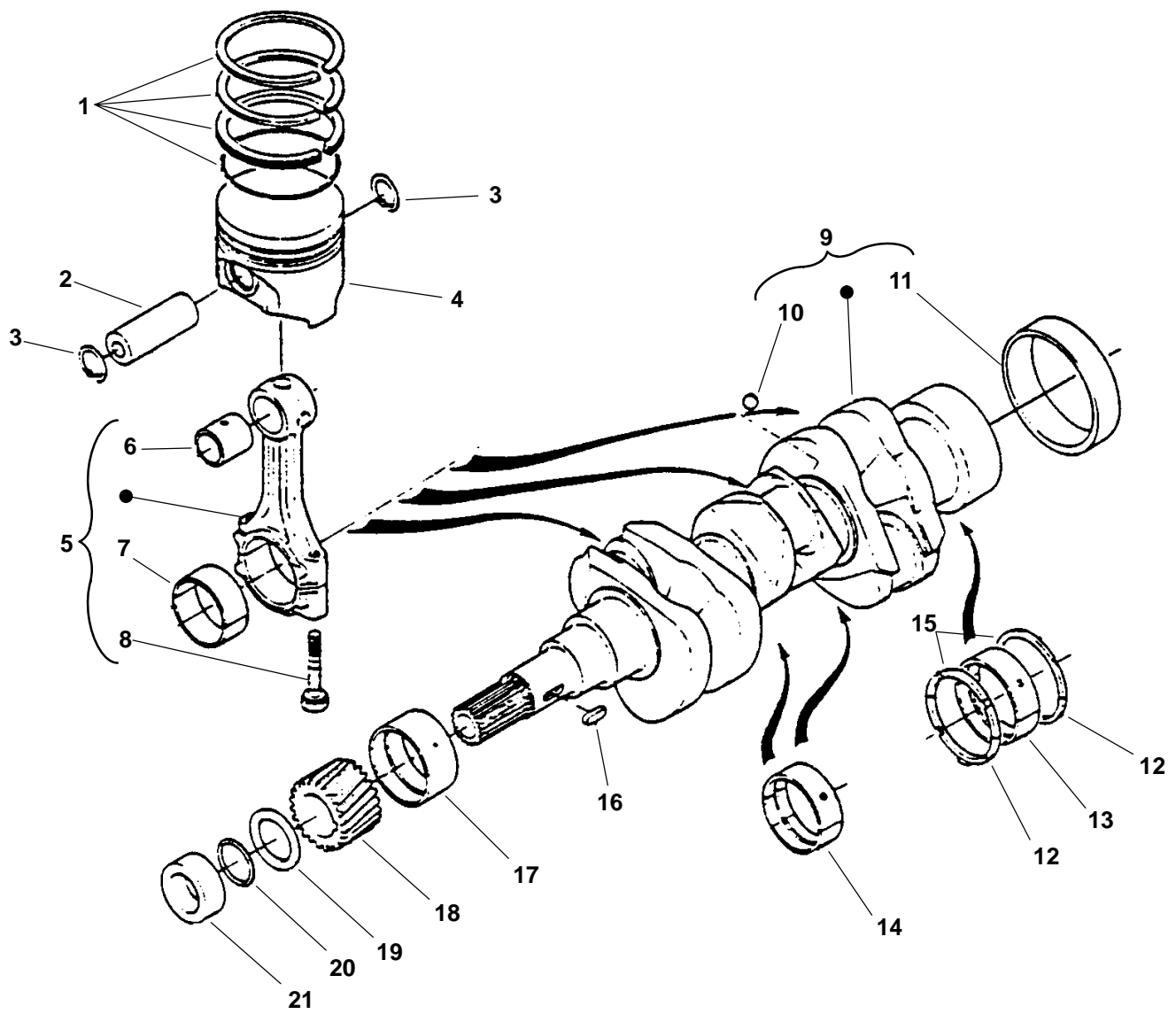
## Cylinder Block



REF NO.	PART NO.	QTY USED	PART DESCRIPTION	REF NO.	PART NO.	QTY USED	PART DESCRIPTION
1			Block Assy, Cylinder (Includes Parts Marked *)	12	185-2094	1	*Pin, Hollow
	185-5481	1	MDKUB (2 Cylinder)	13	185-5486	2	*Pin, Straight
	185-6704	1	MDKWB (3 Cylinder)	14	185-5489	1	*Cover, Fuel Camshaft
2	185-5484	2	*Cap, Sealing	15	185-2095	1	O'Ring
3	185-5485	1	*Plug	16	185-5490	1	Cock, Drain
4	185-5487	2	*Pin, Straight	17	185-5415	1	Key, Feather
5			*Cap, Sealing	18	185-5416	1	Nut, Hex Flange
	185-5483	3	MDKUB	19	185-5414	1	Gear, Oil Pump Drive
	185-5483	5	MDKWB	20	185-5412	1	Pump, Oil
6	185-2233	3	*Plug, Pipe	21	185-5491	3	Screw, Hex Head Cap
7			*Plug, Pipe	22	185-5413	1	Gasket, Oil Pump
	185-2188	4	MDKUB	23	502-0917	1	Adapter, Pipe
	185-2188	5	MDKWB	24	502-0053	1	Elbow, 45° Street
8	185-2234	1	*Plug, Pipe	25	309-0578	1	Switch, Oil Pressure (S15)
9	185-2115	2	*Pin, Hollow				
10	185-5482	3	*Cap, Sealing				
11	185-5488	2	*Pin, Hollow				

\* – Parts Included in Cylinder Block Assy.

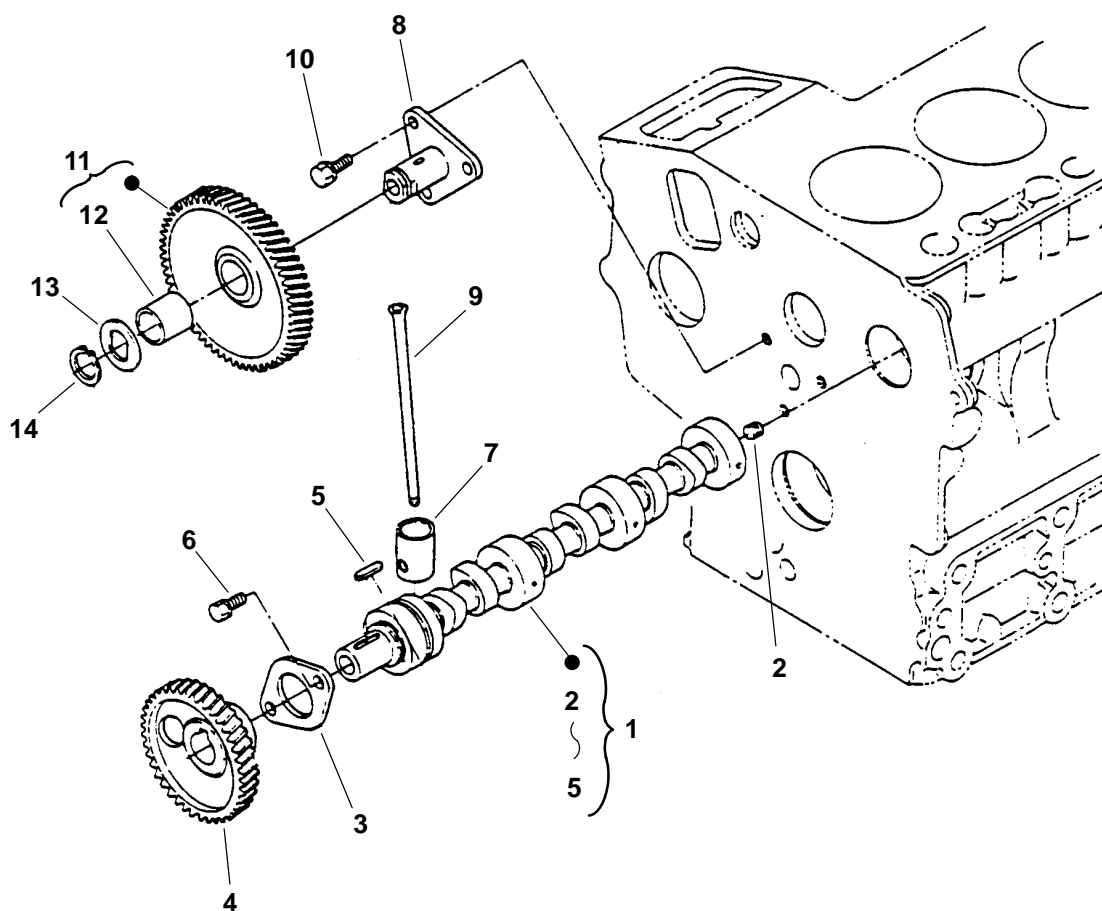
## Crankshaft



## Crankshaft

REF NO.	PART NO.	QTY USED	PART DESCRIPTION	REF NO.	PART NO.	QTY USED	PART DESCRIPTION
1			Set, Piston Ring Spec A-C	8			Bolt, Connecting Rod
			MDKUB	185-5570	4		MDKUB
185-5567	2		Standard	185-5570	6		MDKWB
185-5351	2		.25 mm	9			Crankshaft (Includes Ball and Sleeve)
			MDKWB	185-5574	1		MDKUB
185-5567	3		Standard	185-6705	1		MDKWB
185-5351	3		.25 mm	10			Ball
			Begin Spec D	185-5575	2		MDKUB
			MDKUB	185-5575	3		MDKWB
185-7076	2		Standard	11	185-2033	1	Sleeve
185-7386	2		.25 mm	12			Bearing, Thrust
			MDKWB	185-2023	2		Standard
185-7076	3		Standard	185-2030	2		+ 0.2 mm
185-7386	3		.25 mm	185-2031	2		+ 0.4 mm
2			Pin, Wrist	13			Set, Bearing
185-5568	2		MDKUB	185-5581	1		Standard
185-5568	3		MDKWB	185-5360	1		- 0.2 mm
3			Ring, Retaining	185-5361	1		- 0.4 mm
185-2016	4		MDKUB	14			Set, Bearing
185-2016	6		MDKWB				MDKUB
4			Piston	185-5580	1		Standard
			MDKUB	185-5356	1		- 0.2 mm
185-5566	2		Standard	185-5357	1		- 0.4 mm
185-5350	2		.25 mm				MDKWB
			MDKWB	185-5580	2		Standard
185-5566	3		Standard	185-5356	2		- 0.2 mm
185-5350	3		.25 mm	185-5357	2		- 0.4 mm
5			Rod Assy, Connecting (Includes Bushings and Bolt)	15			Bearing, Thrust
185-5569	2		MDKUB	185-2022	2		Standard
185-5569	3		MDKWB	185-2028	2		+ 0.2 mm
6			Bushing, Wrist Pin	185-2029	2		+ 0.4 mm
185-5358	2		MDKUB	16	185-2353	1	Key, Feather
185-5358	3		MDKWB	17			Bushing, Crankshaft
7			Bushing, Connecting Rod	185-5577	1		Standard
			MDKUB	185-5578	1		- 0.2 mm
185-5571	2		Standard	185-5579	1		- 0.4 mm
185-5572	2		- 0.2 mm	18	185-5576	1	Gear, Crankshaft
185-5573	2		- 0.4 mm	19	185-5583	1	Slinger, Oil
			MDKWB	20	185-5584	1	O'Ring
185-5571	3		Standard	21	185-5582	1	Collar
185-5572	3		- 0.2 mm				
185-5573	3		- 0.4 mm				

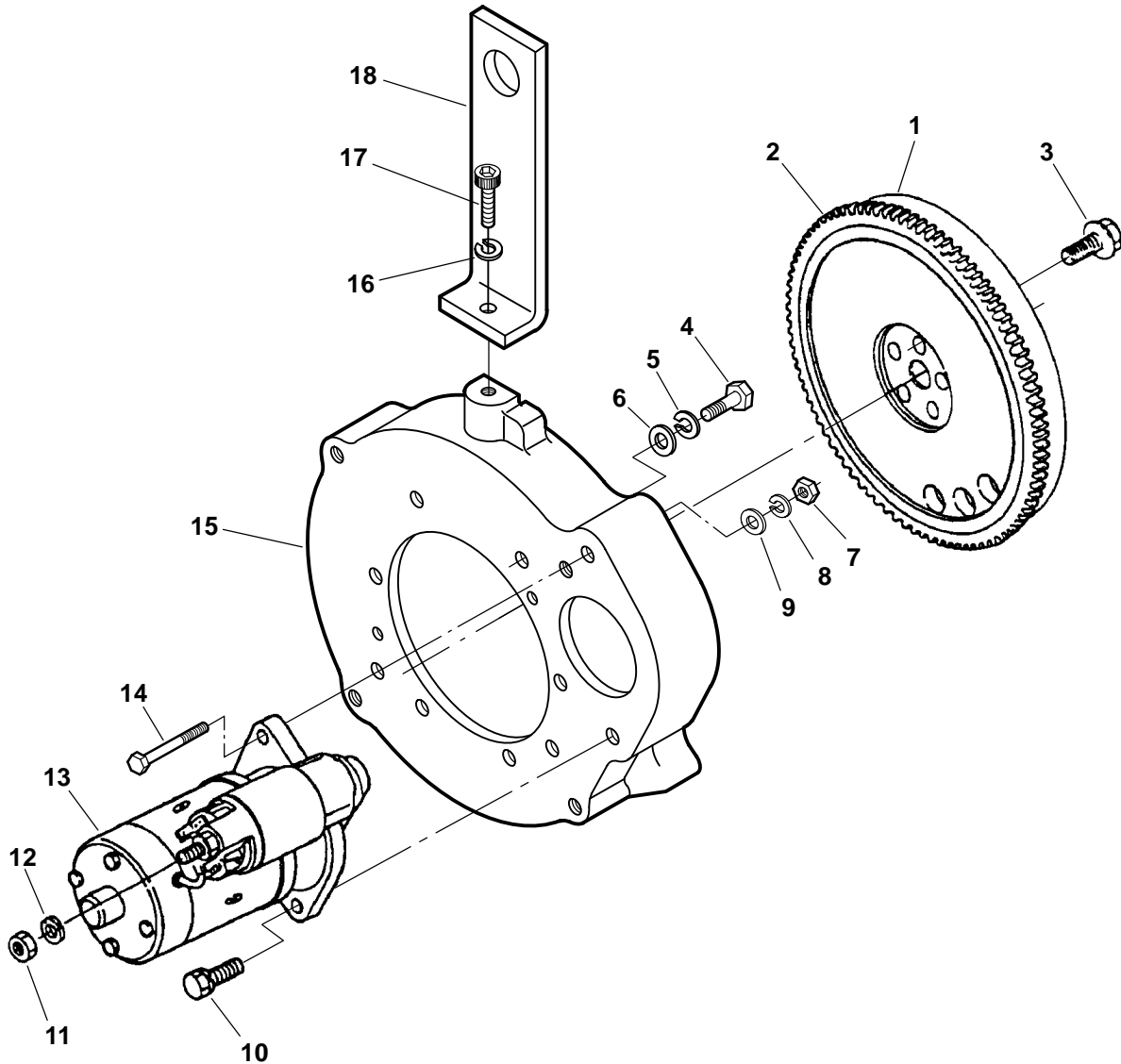
## Camshaft



REF NO. ION	PART NO.	QTY USED	PART DESCRIPTION	REF NO.	PART NO.	QTY USED	PART DESCRIPT
1			Camshaft Assy (Includes Parts Marked *)	8	185-5565	1	Shaft, Idle Gear
			Spec A-C	9			Rod, Push
	185-5556	1	MDKUB		185-5555	4	MDKUB
	185-5809	1	MDKWB		185-5555	6	MDKWB
			Begin Spec D	10	185-2387	3	Screw, Hex Head Cap W/ Lock Washer (M6 x 14)
	185-7384	1	MDKUB	11	185-5562	1	Gear, Idle (Includes Bushing)
	185-7074	1	MDKWB	12			Bushing, Idle Gear
2	185-5558	1	*Screw, Set				Spec A-C
3	185-5561	1	*Plate, Retaining		185-5359	1	MDKUB
4			*Gear, Camshaft		185-5810	1	MDKWB
	185-5559	1	Spec A-C		185-7385	1	Begin Spec D
	185-7075	1	Begin Spec D	13	185-5563	1	Spacer
5	185-5560	1	*Key, Feather	14	185-5564	1	Ring, Retaining
6	185-2386	2	Screw, Hex Head Cap W/Lock Washer (M6 x 12mm)				
7			Tappet				
	185-5554	4	MDKUB				
	185-5554	6	MDKWB				

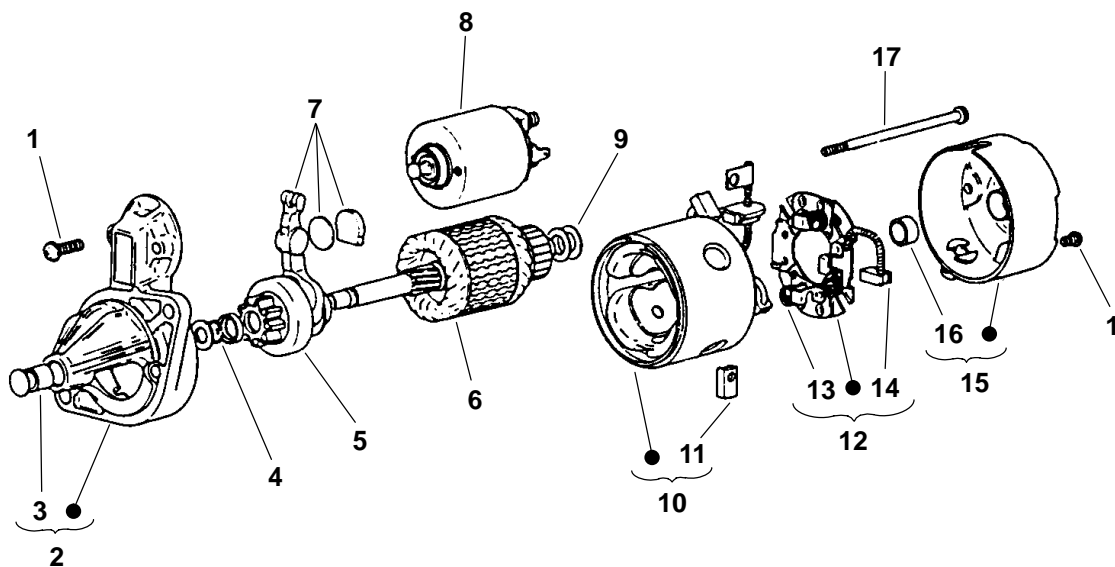
\* - Parts Included in Camshaft Assy.

## Flywheel



REF NO.	PART NO.	QTY USED	PART DESCRIPTION	REF NO.	PART NO.	QTY USED	PART DESCRIPTION
1	104-1819-01	1	Flywheel (Includes Ring Gear)	11	185-2366	1	Nut
	104-1819-02	1	MDKUB	12	185-6957	1	Washer, Spring Lock
2	104-1818	1	MDKWB	13			Starter (B07) (See Separate Page for Components)
3	185-5587	5	Gear, Ring		185-5429	1	MDKUB
4	718-1035	8	Screw, Hex Head Cap (M8 X 1.25 X 16mm)		185-5430	1	MDKWB
5	850-2008	8	Washer, Lock (M8)	14	800-6065	1	Screw, Hex Head Cap (M8 x 1.25 x 60mm)
6	526-2103	8	Washer, Flat (M8)	15	104-1794	1	Housing, Flywheel
7	860-2058	1	Nut, Hex (M8 x 1.25mm)	16	850-0050	1	Washer, Lock (3/8)
8	850-0114-54	1	Washer, Lock (M8)	17	802-0072	1	Screw, Socket Head Machine (3/8-16 x 1mm)
9	526-0399-60	1	Washer, Flat (M8)	18	403-4090-02	1	Bracket, Lifting
10	185-2406	1	Screw, Hex Head Cap				

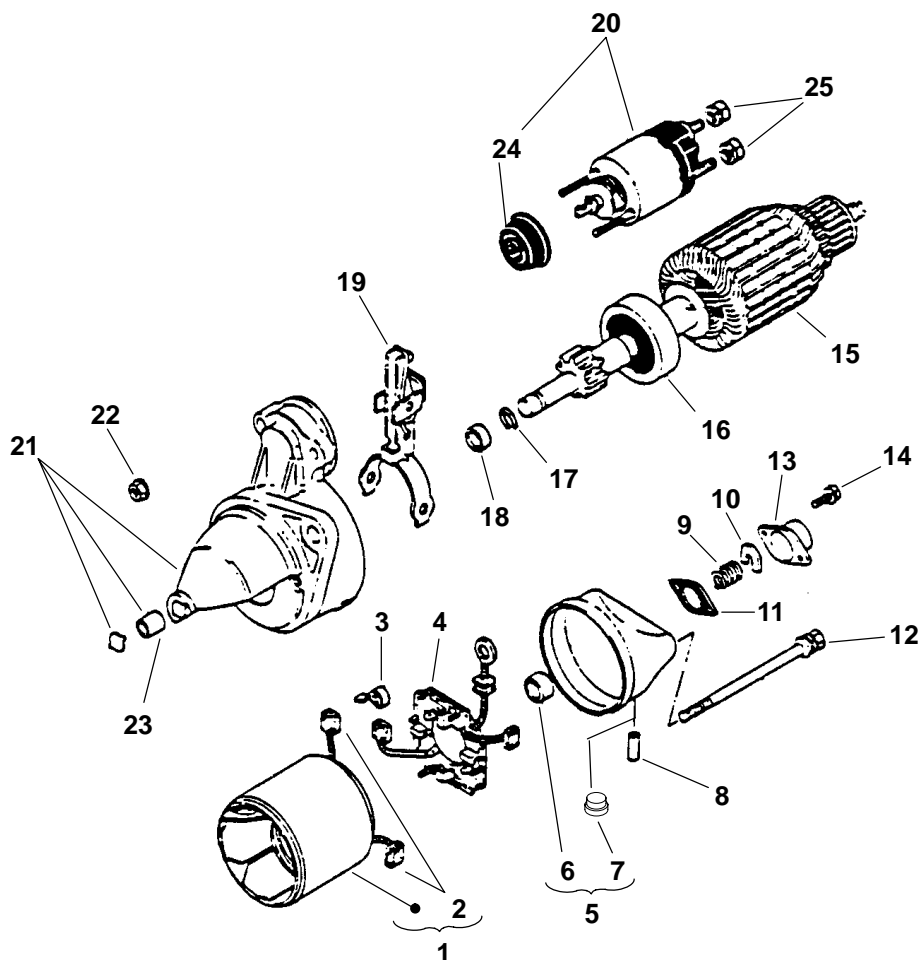
## Starter Components (MDKUB)



REF NO.	PART NO.	QTY USED	PART DESCRIPTION
	185-5429	1	Starter, Complete
1	185-5605	2	Screw, Pan Head Machine
2	185-5591	1	Frame, Drive End (Includes Bushing)
3	185-5592	1	Bushing
4	185-5593	1	Stopper
5	185-5594	1	Clutch, Over Running
6	185-5596	1	Armature
7	185-5589	1	Lever, Drive
8	185-5590	1	Solenoid, Starter (K09)

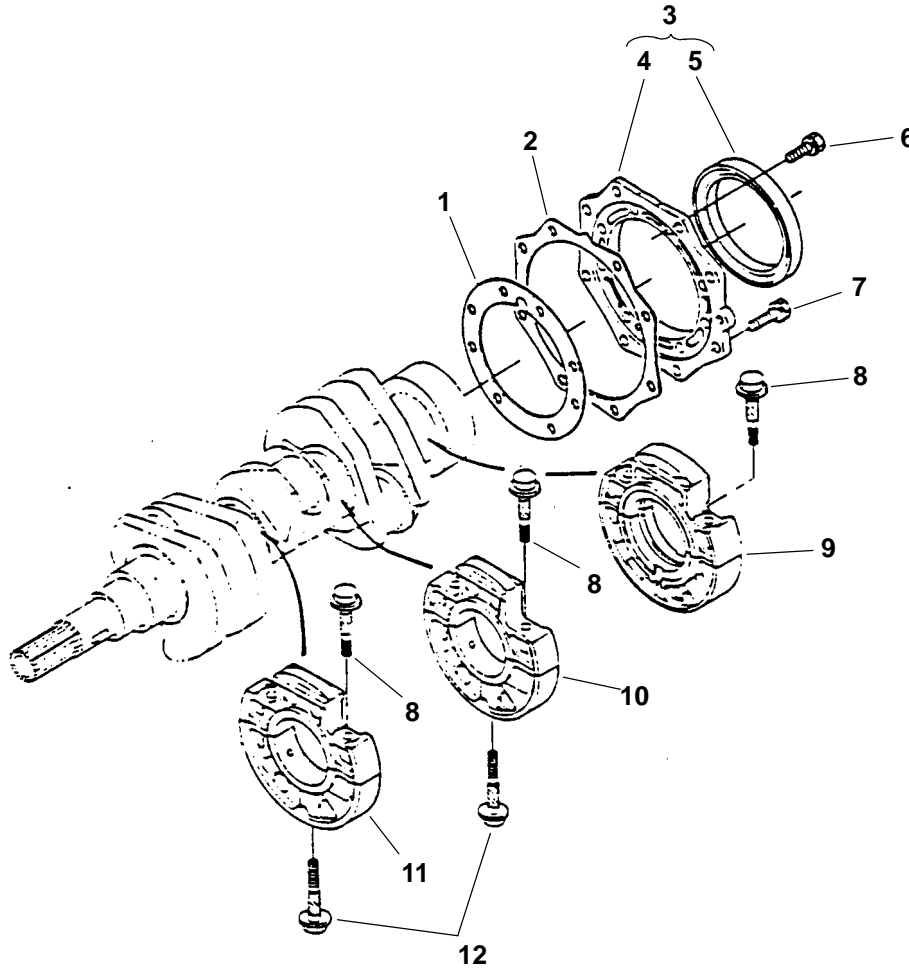
REF NO.	PART NO.	QTY USED	PART DESCRIPTION
9	185-5597	1	Washer, Adjusting
10	185-5598	1	Coil, Field (Includes Brush)
11	185-5599	2	Brush
12	185-5600	1	Holder, Brush (Includes Spring and Brush)
13	185-5601	3	Spring, Brush
14	185-5602	1	Brush
15	185-5603	1	Bracket (Includes Bushing)
16	185-5604	1	Bushing
17	185-5595	2	Bolt, Through

## Starter Components (MDKWB)



REF NO.	PART NO.	QTY USED	PART DESCRIPTION	REF NO.	PART NO.	QTY USED	PART DESCRIPTION
	185-5430	1	Starter, Complete	13	185-2332	1	Cap, End Frame
1	185-2322	1	Yoke, Starter (Includes Brush Kit)	14	185-2383	2	Screw, Pan Head Machine W/Lock Washer
2	185-7398	1	Kit, Brush	15	185-2321	1	Armature
3	185-2330	4	Spring, Brush	16	185-2319	1	Clutch, Over Running
4	185-2329	1	Holder, Brush	17	185-2111	1	Ring, Retaining
5	185-2326	1	Frame, End (Includes Bushing and Cover)	18	185-2195	1	Nut, Pinion Stop
6	185-2327	1	Bushing	19	185-2320	1	Lever, Drive
7	185-7399	1	Cover	20	185-2117	1	Switch, Magnetic
8	185-5825	1	Tube, Breather	21	185-2118	1	Housing
9	185-2325	1	Spring, Brake	22	185-2334	2	Nut, Hex
10	185-2324	1	Shoe, Brake	23	185-2295	1	Bush
11	185-2333	1	Gasket	24	185-2331	1	Cover
12	185-2328	2	Bolt, Through	25	185-6658	1	Nut, Hex

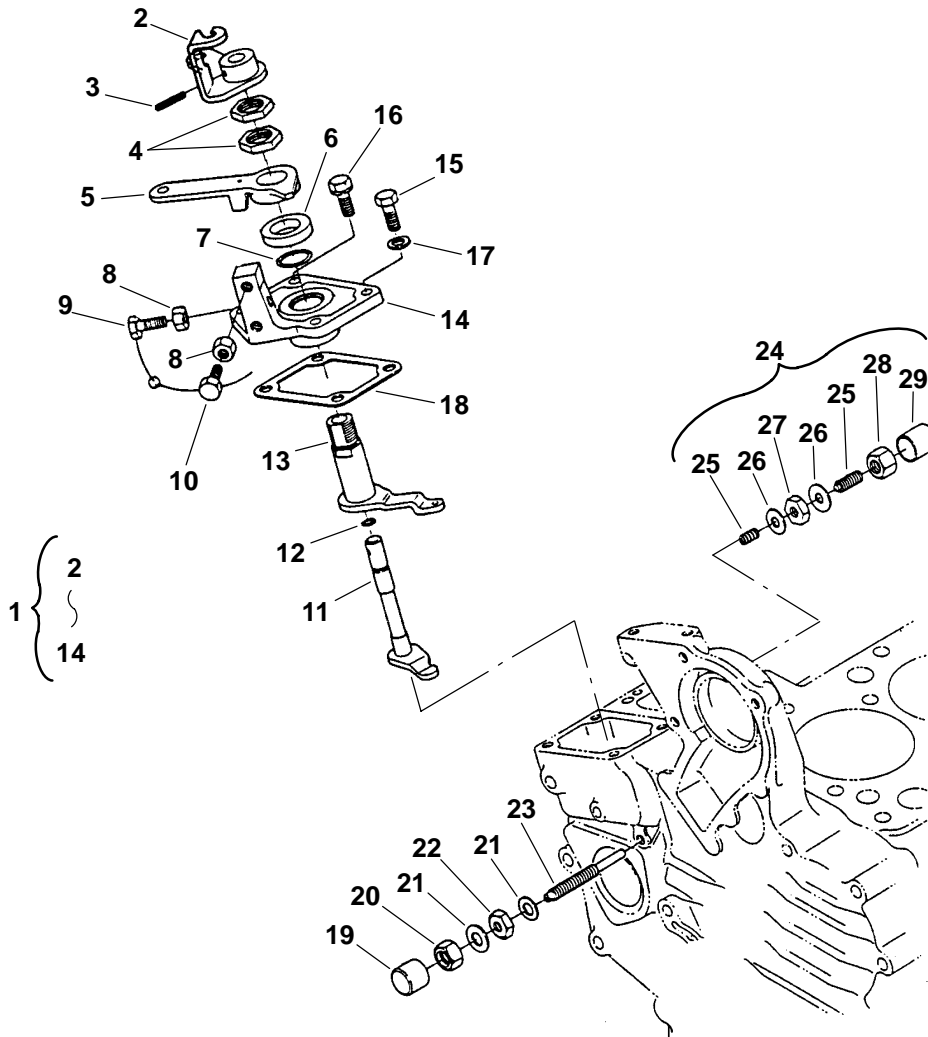
## Main Bearing Case



REF NO.	PART NO.	QTY USED	PART DESCRIPTION	REF NO.	PART NO.	QTY USED	PART DESCRIPTION
1	185-5438	1	Gasket	8			Screw, Hex Head Cap
2			Gasket	185-5515	4		MDKUB
	185-5334	1	Spec A-C	185-5515	6		MDKWB
	185-7383	1	Begin Spec D	9			Holder, Rear Main Bearing
3	185-7073	1	Cover Assy, Bearing Case (Includes Plate Cover and Oil Seal)	185-5514	1		Spec A-C
4	185-5516	1	Cover, Bearing Plate	185-7072	1		Begin Spec D
5	185-5437	1	Seal, Oil	10	185-5808	1	Holder, Center Main Bearing (MDKWB Only)
6	185-2390	8	Screw, Hex Head Cap W/ Lock Washer (M6 x 20mm)	11	185-5517	1	Holder, Front Main Bearing
7	185-2559	8	Screw, Hex Head Cap	12			Bolt, Bearing Case
				185-5519	1		MDKUB
				185-5519	2		MDKWB



## Speed Control



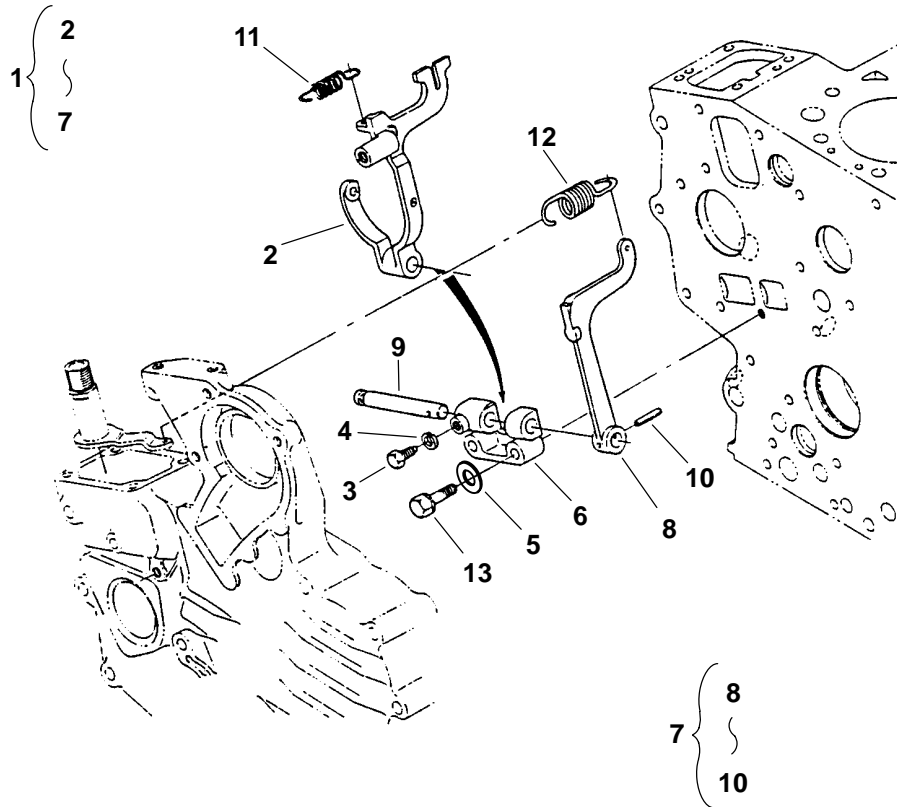
REF NO.	PART NO.	QTY USED	PART DESCRIPTION
1	185-7388	1	Plate Assy, Speed (Includes Parts Marked +)
2	185-5750	1	+Lever, Engine Stop
3	185-5696	1	+Pin, Spring
4	185-5693	2	+Nut, Jam Hex
5			+Lever, Speed Control
	185-5692	1	Spec A-C
	185-7387	1	Begin Spec D
6	185-5690	1	+Collar
7	185-5691	1	+O'Ring
8	185-4255	3	+Nut
9	185-2439	2	+Bolt
10	185-2342	1	+Stopper
11	185-5749	1	+Shaft, Lever
12	185-2347	1	+O'Ring
13	185-5689	1	+Lever, Governor
14	185-5687	1	+Plate, Speed Control
15	185-5688	2	Screw, Hex Head Cap
16	185-2389	2	Screw, Hex Head Cap W/Lock Washer (M6 x 18mm)
17	185-2284	2	Seal, Oil

REF NO.	PART NO.	QTY USED	PART DESCRIPTION
18			Gasket
	185-5342	1	Spec A-C
	185-7080	1	Begin Spec D
19	185-5686	1	Cap
20	185-5685	1	Nut, Cap
21	185-2284	2	Gasket
22			Nut, Hex
	185-5684	1	Spec A-C
	185-6931	1	Begin Spec D
23	185-5683	1	Screw, Adjusting
24	185-5679	1	Idle Assy (Includes Parts Marked *)
25	185-5680	2	*Bolt, Adjusting
26	185-2338	2	*Gasket
27	185-2180	1	*Nut, Hex
28	185-5681	1	*Nut, Cap
29	185-5682	1	*Cap

+ - Parts Included in Speed Control Assy.

\* - Parts Included in Idle Assy.

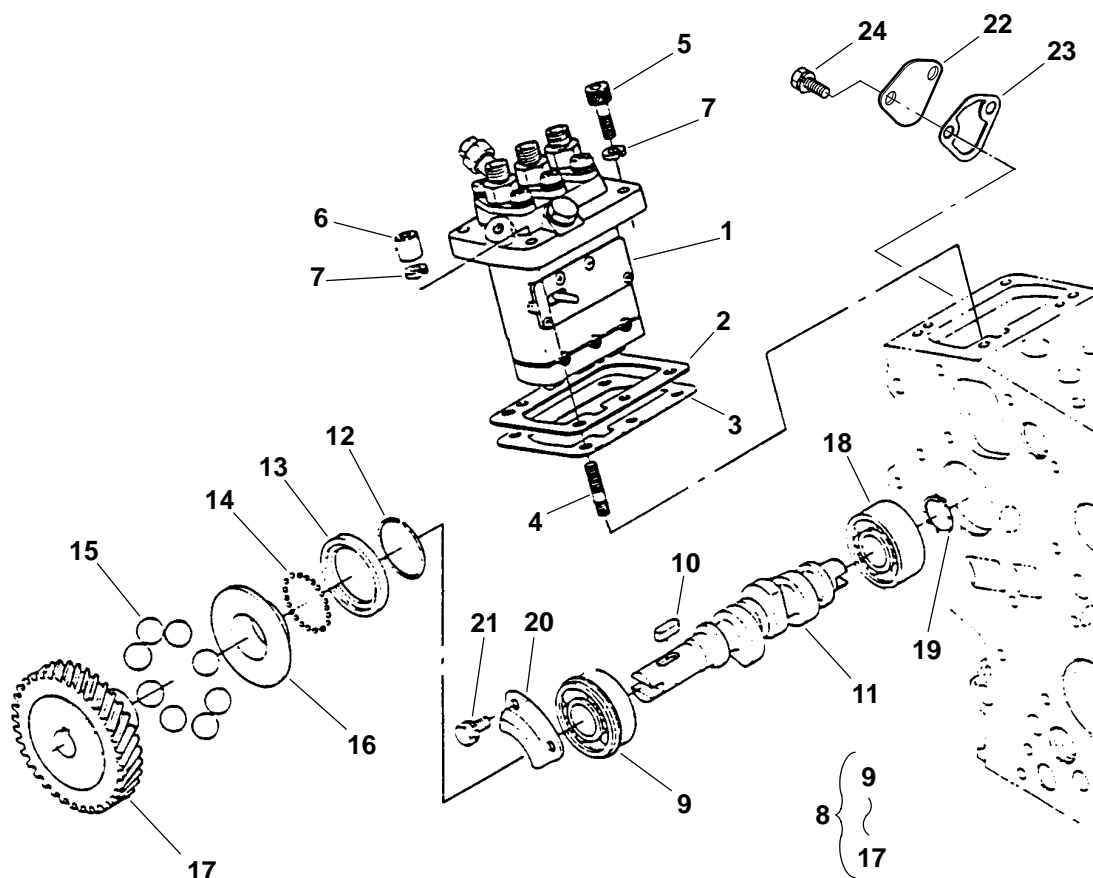
## Governor



REF NO.	PART NO.	QTY USED	PART DESCRIPTION	REF NO.	PART NO.	QTY USED	PART DESCRIPTION
1	185-5755	1	Lever Assy, Fork (Includes Parts Marked *)	8	185-5702	1	Lever, Outer Fork
2	185-5756	1	*Lever, Inner Fork	9	185-5703	1	Shaft
3	185-2173	1	*Screw, Hex Head Cap	10	185-5696	1	Pin, Spring
4			*Washer, Spring Lock	11	185-5698	1	Spring, Start
	185-2379	1	Spec A-C	12	185-5802	1	Spring, Governor
	185-6999	1	Begin Spec D	13	185-2393	2	Screw, Hex Head Cap (M6 x 35mm)
5	185-5966	2	*Washer, Plain (M6)				
6	185-5757	1	*Holder, Fork Lever				
7	185-5701	1	*Lever Assy, Outer Fork (Includes Fork Lever, Shaft and Pin)				

\* – Parts Included in Fork Lever Assy.

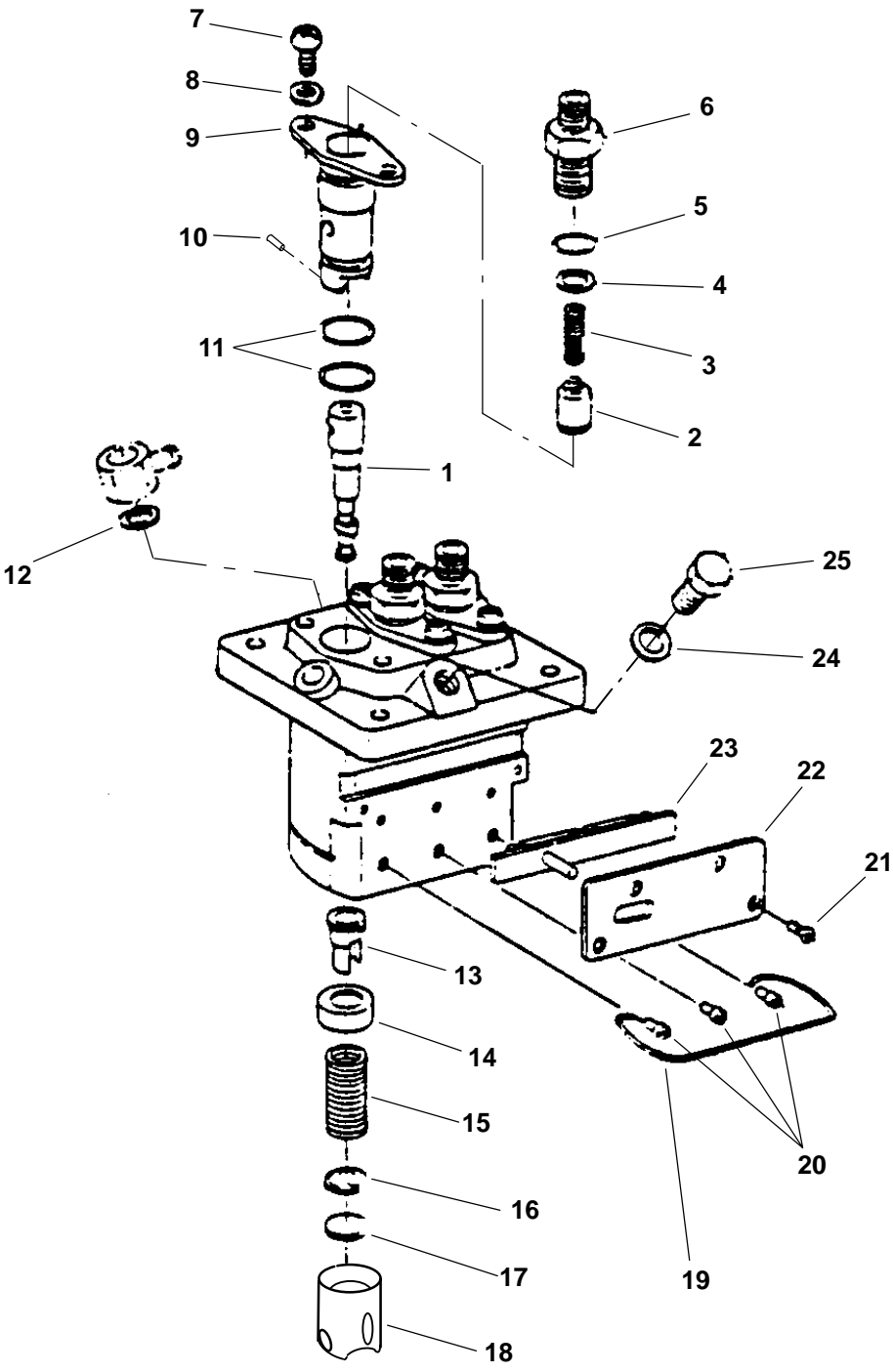
## Injection Pump



REF NO.	PART NO.	QTY USED	PART DESCRIPTION	REF NO.	PART NO.	QTY USED	PART DESCRIPTION
1	185-5751	1	Pump, Injection MDKUB	9	185-5629	1	*Bearing, Ball
	185-5814	1	MDKWB	10	185-2353	1	*Key, Feather
2			Shim, Injection Pump (.20mm)	11			*Camshaft, Fuel
	185-6735	1	MDKUB		185-5628	1	MDKUB
	185-6749	1	MDKWB		185-6706	1	MDKWB
3			Shim, Injection Pump 0.25mm	12	185-2163	1	*Circlip, Governor Sleeve
	185-6736	2	MDKUB	13	185-5632	1	*Case, Governor Ball
	185-6739	2	MDKWB	14	185-2357	32	*Ball
	185-6737	1	0.30mm	15	185-5633	8	*Ball
4			Stud	16	185-5631	1	*Sleeve, Governor
	185-5624	1	MDKUB	17	185-5630	1	*Gear, Injection Pump
	185-5624	2	MDKWB	18	185-2583	1	Bearing
5			Screw, Socket Head Cap	19	185-5634	1	Circlip
	185-5623	3	MDKUB	20	185-5635	1	Plate, Retaining
	185-5623	2	MDKWB	21	185-2386	2	Screw, Hex Lock Washer Cap (M6 x 12mm)
6			Nut, Cap	22	185-5798	1	Plate, Cover
	185-5625	1	MDKUB	23			Gasket, Hole Cover
	185-5625	2	MDKWB		185-5752	1	Spec A-C
7			Washer, Spring Lock Spec A-C		185-6580	1	Begin Spec D
	185-2380	4	Spec A-C	24			Screw, Hex Head Cap with Lockwasher
	185-6759	4	Begin Spec D		185-2386	2	MDKUB (M6 x 12mm)
8			Camshaft Assy, Fuel (Includes Parts Marked *)		185-2389	2	MDKWB (M6 x 18mm)
	185-5627	1	MDKUB				
	185-5812	1	MDKWB				

\* - Parts Included in Fuel Camshaft Assy.

Injection Pump Components

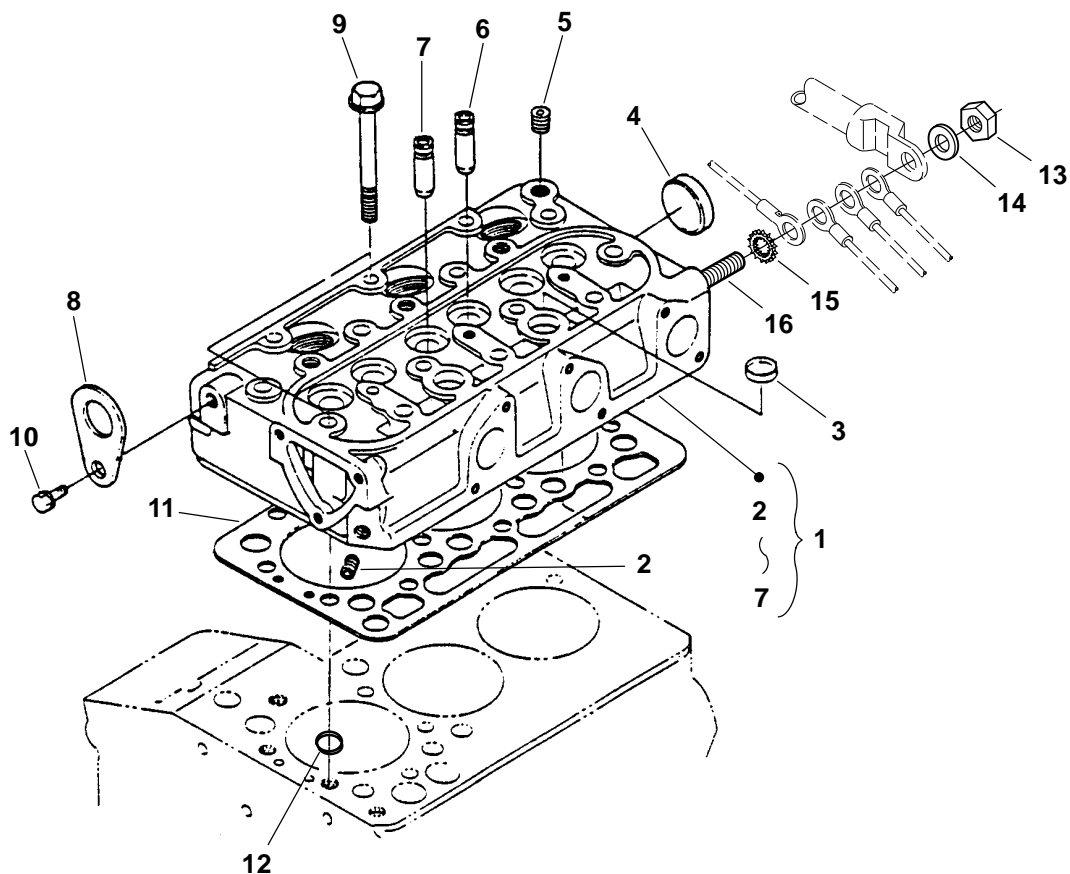


## Injection Pump Components

REF NO.	PART NO.	QTY USED	PART DESCRIPTION	REF NO.	PART NO.	QTY USED	PART DESCRIPTION
			Pump Assy, Injection	12	185-5661	1	O'Ring
	185-5751	1	MDKUB	13			Sleeve, Control
	185-5814	1	MDKWB		185-5659	2	MDKUB
1			Plunger, Injection Pump		185-5659	3	MDKWB
	185-5753	2	MDKUB	14			Seat, Upper Spring
	185-5753	3	MDKWB		185-5653	2	MDKUB
2			Valve, Delivery		185-5653	3	MDKWB
	185-5639	2	MDKUB	15			Spring, Plunger
	185-5639	3	MDKWB		185-5652	2	MDKUB
3			Spring, Delivery Valve		185-5652	3	MDKWB
	185-5640	2	MDKUB	16			Seat, Lower Spring
	185-5640	3	MDKWB		185-5654	2	MDKUB
4			Gasket, Delivery Valve		185-5654	3	MDKWB
	185-5641	2	MDKUB	17	185-5655	1	Shim
	185-5641	3	MDKWB	18			Tappet
5			O'Ring		185-5649	2	MDKUB
	185-5643	2	MDKUB		185-5649	3	MDKWB
	185-5643	3	MDKWB	19			Wire, Retainer
6			Holder, Delivery Valve		185-5651	1	MDKUB
	185-5642	2	MDKUB		185-6707	1	MDKWB
	185-5642	3	MDKWB	20			Pin
7			Screw, Round Head Machine		185-5650	2	MDKUB
	185-5647	4	MDKUB		185-5650	3	MDKWB
	185-5647	6	MDKWB	21	185-5658	4	Screw, Machine
8			Washer	22			Plate
	185-5648	4	MDKUB		185-5657	1	MDKUB
	185-5648	6	MDKWB		185-5818	1	MDKWB
9			Flange, Sleeve	23			Rack, Control
	185-5644	2	MDKUB		185-5656	1	MDKUB
	185-5644	3	MDKWB		185-5817	1	MDKWB
10			Pin, Joint	24	185-5820	1	Gasket, Injection Pump (MDKWB Only)
	185-5645	2	MDKUB	25	185-5819	1	Bolt (MDKWB Only)
	185-5645	3	MDKWB				
11			O'Ring				
	185-5646	4	MDKUB				
	185-5646	6	MDKWB				



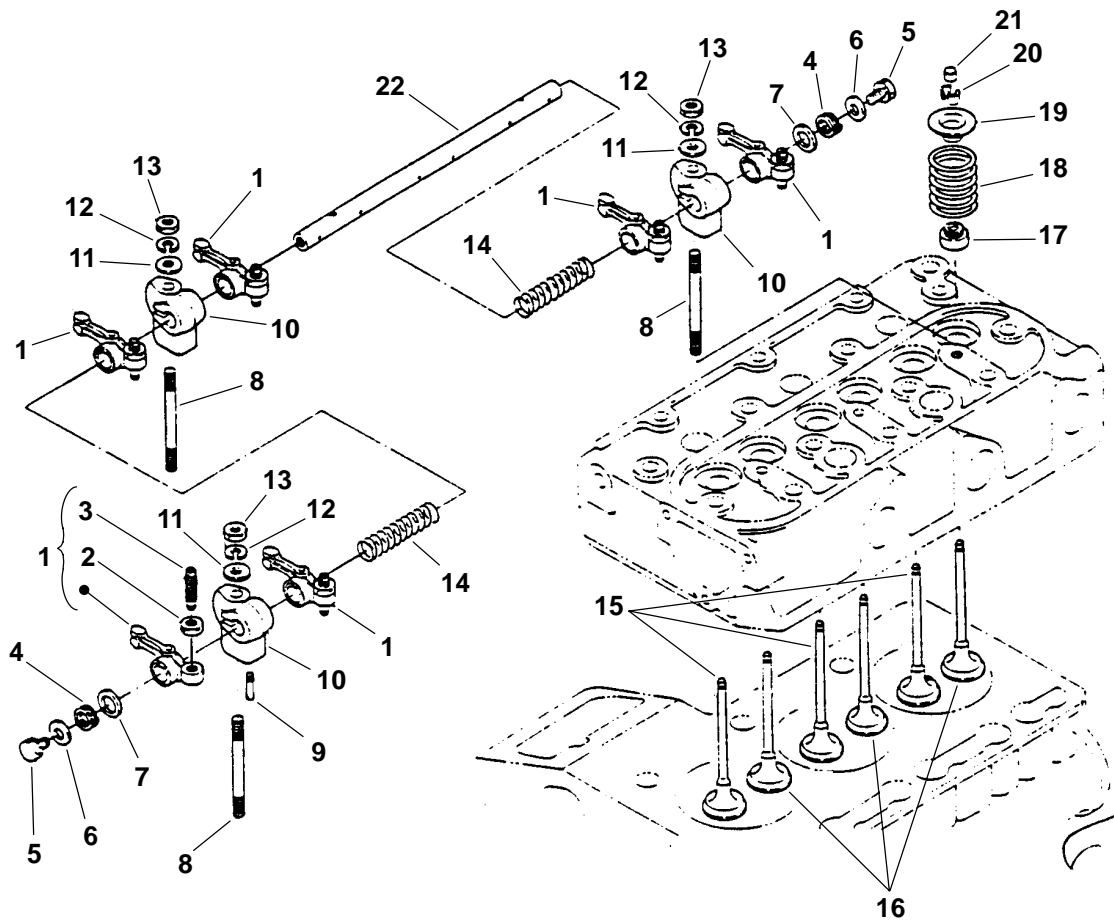
## Cylinder Head



REF NO.	PART NO.	QTY USED	PART DESCRIPTION	REF NO.	PART NO.	QTY USED	PART DESCRIPTION
1			Head Assy, Cylinder (Includes Parts Marked *)	8	185-5498	1	Eye, Lifting
			Spec A-C (End S/N 489915)	9			Bolt, Cylinder Head
185-5499	1		MDKUB		185-5503	10	MDKUB
185-5805	1		MDKWB		185-5503	14	MDKWB
			Begin Spec D (Begin S/N 489916)	10			Screw, Hex Head Cap
185-6754	1		MDKUB		185-3009	1	Spec A-C
185-6755	1		MDKWB		185-6956	1	Begin Spec D
2 185-2188	1		*Plug, Pipe (50C Drive)	11			Gasket, Cylinder Head
3 185-2413	2		*Cap, Sealing (MDKWB Only)		185-5339	1	MDKUB
4 185-2411	1		*Cap, Sealing		185-6120	1	MDKWB
5 185-5502	1		*Plug, Pipe	12	185-2095	1	O'Ring
6			*Guide, Exhaust Valve	13	860-2058	1	Nut (M8 x 1.25)
	185-5501	2	MDKUB	14	526-2100	1	Washer, Flat (M8)
	185-5501	3	MDKWB	15	856-0008	1	Washer, EIT (5/16")
7			*Guide, Intake Valve	16	520-2403	1	Stud (M8 x 1.25 x 38mm)
	185-5500	2	MDKUB				
	185-5500	3	MDKWB				

\* - Parts Included in Cylinder Head Assy.

## Rocker Arm

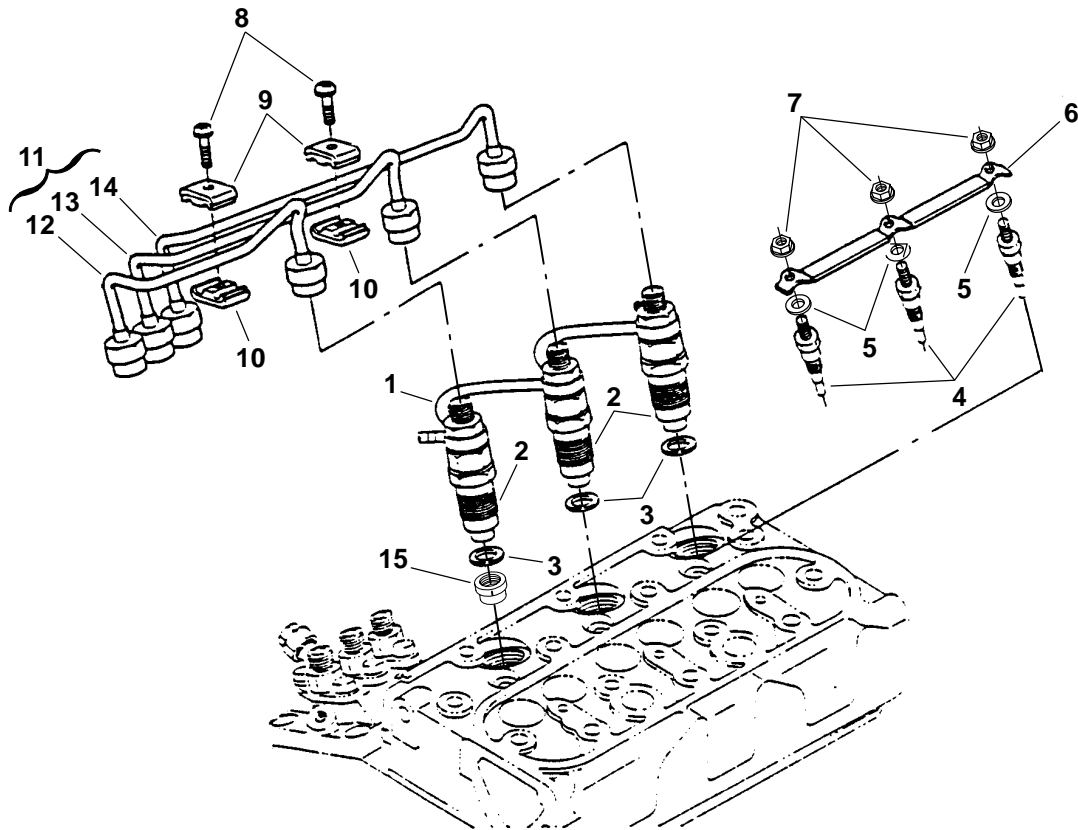




## Rocker Arm

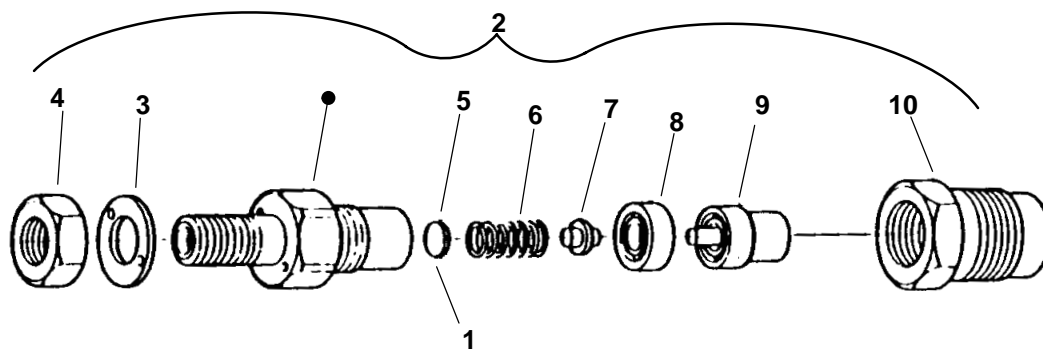
REF NO.	PART NO.	QTY USED	PART DESCRIPTION	REF NO.	PART NO.	QTY USED	PART DESCRIPTION
1			Arm, Rocker (Includes Nut and Screw)	13			Nut, Flange
	185-5551	4	MDKUB		185-4255	2	MDKUB
	185-5551	6	MDKWB		185-4255	3	MDKWB
2			Nut	14			Spring, Rocker Arm
	185-5553	4	MDKUB		185-5550	1	MDKUB
	185-5553	6	MDKWB		185-5550	2	MDKWB
3			Screw, Adjusting	15			Valve, Intake
	185-5552	4	MDKUB		185-5537	2	MDKUB
	185-5552	6	MDKWB		185-5537	3	MDKWB
4	185-5544	2	Spring, Thrust (Spec A-C)	16			Valve, Exhaust
5	185-2386	2	Screw, Hex Head Cap (M6 x 12mm)		185-5538	2	MDKUB
					185-5538	3	MDKWB
6			Washer, Flat	17			Seal, Valve Stem
	185-5545	2	Spec A-C		185-5348	4	MDKUB
	185-7395	2	Being Spec D		185-5348	6	MDKWB
7			Washer, Flat	18			Spring, Valve
	185-5549	2	Spec A-C		185-5539	4	MDKUB
	185-7086	2	Begin Spec D		185-5539	6	MDKWB
8			Stud	19			Retainer, Valve Spring
	185-5547	2	MDKUB		185-5540	4	MDKUB
	185-5547	3	MDKWB		185-5540	6	MDKWB
9			Screw, Set	20			Collet, Valve Spring
	185-5548	1	Spec A-C		185-5541	4	MDKUB
	185-2351	1	Begin Spec D		185-5541	6	MDKWB
10			Bracket, Rocker Arm	21			Cap, Valve
	185-5546	2	MDKUB		185-5793	4	MDKUB
	185-5546	3	MDKWB		185-5793	6	MDKWB
11			Washer, Flat	22			Shaft, Rocker Arm
	740-1004	2	MDKUB		185-5543	1	Spec A-C
	740-1004	3	MDKWB				Begin Spec D
12			Washer, Spring Lock		185-7394	1	MDKUB
			Spec A-C		185-7085	1	MDKWB
	185-2380	2	MDKUB				
	185-2380	3	MDKWB				
			Begin Spec D				
	185-6759	2	MDKUB				
	185-6759	3	MDKWB				

## Nozzle Holder and Glow Plug



REF NO.	PART NO.	QTY USED	PART DESCRIPTION	REF NO.	PART NO.	QTY USED	PART DESCRIPTION
1	185-5803	1	Pipe, Overflow	8			Screw, Pan Head Machine W/Lock Washer
	185-5821	1	MDKUB	185-2385	1		MDKUB
2	185-6738	2	Holder, Nozzle	185-2385	2		MDKWB
	185-6738	3	MDKWB	9	185-5613	1	Clamp, Top Pipe
3			Gasket		185-5613	2	MDKUB
	185-5337	2	MDKUB	10			Clamp, Bottom Pipe
	185-5337	3	MDKWB		185-5612	1	MDKUB
4			Plug, Glow (HR5)		185-5612	2	MDKWB
	185-5421	2	MDKUB	11	185-5419	1	Pipe Assy, Injection (Includes Pipes) (Spec A-C)
	185-5421	3	MDKWB	12			Pipe, Injection
5			Washer, Flat		185-5610	1	Spec A-C
			Spec A-C		185-7389	1	Begin Spec D
	185-3066	2	MDKUB	13			Pipe, Injection
	185-3066	3	MDKWB		185-5611	1	Spec A-C
			Begin Spec D		185-7390	1	Begin Spec D
	185-7004	2	MDKUB	14			Pipe, Injection (MDKWB Only)
	185-7004	3	MDKWB		185-5822	1	Spec A-C
6			Cord, Glow Plug		185-7397	1	Begin Spec D
	185-5614	1	MDKUB	15			Seal, Heat (Begin Spec D)
	185-5823	1	MDKWB		185-5985	2	MDKUB
7			Nut, Flange		185-5985	3	MDKWB
	185-5615	2	MDKUB				
	185-5615	3	MDKWB				

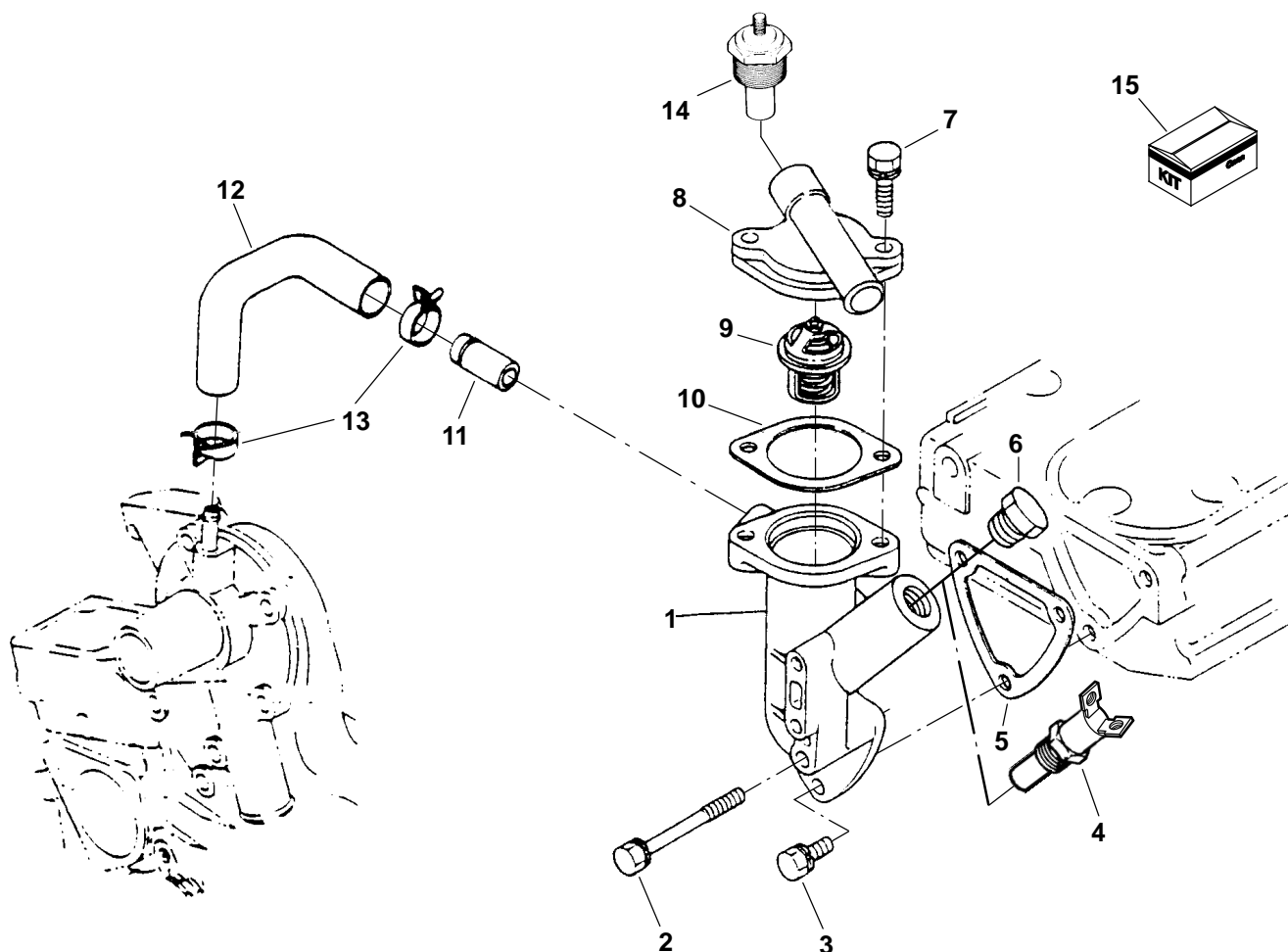
## Nozzle Holder Components



REF NO.	PART NO.	QTY USED	PART DESCRIPTION	REF NO.	PART NO.	QTY USED	PART DESCRIPTION
1	185-5363	1	Washer Assy – Includes the Following Adjusting Washers:	2			Holder Assy, Nozzle (Includes Parts Marked *)
	185-5364	1	0.900 mm				Spec A–C
	185-5365	1	0.925 mm	185-5417	2		MDKUB
	185-5366	1	0.950 mm	185-5417	3		MDKWB
	185-5367	1	0.975 mm				Begin Spec D
	185-5368	1	1.000 mm	185-6738	2		MDKUB
	185-5369	1	1.025 mm	185-6738	3		MDKWB
	185-5370	1	1.050 mm	3			*Nut, Hex
	185-5371	1	1.075 mm	185-5616	2		MDKUB
	185-5372	1	1.100 mm	185-5616	3		MDKWB
	185-5373	1	1.125 mm	4			*Washer
	185-5374	1	1.150 mm	185-5621	2		MDKUB
	185-5375	1	1.175 mm	185-5621	3		MDKWB
	185-5376	1	1.200 mm	5			*Washer, Adjusting
	185-5377	1	1.225 mm	185-5364	2		MDKUB
	185-5378	1	1.250 mm	185-5364	3		MDKWB
	185-5379	1	1.275 mm	6			*Spring
	185-5380	1	1.300 mm	185-5617	2		MDKUB
	185-5381	1	1.325 mm	185-5617	3		MDKWB
	185-5382	1	1.350 mm	7			*Rod, Push
	185-5383	1	1.375 mm	185-5619	2		MDKUB
	185-5384	1	1.400 mm	185-5619	3		MDKWB
	185-5385	1	1.425 mm	8			*Spacer
	185-5386	1	1.450 mm	185-5618	2		MDKUB
	185-5387	1	1.475 mm	185-5618	3		MDKWB
	185-5388	1	1.500 mm	9			*Nozzle
	185-5389	1	1.525 mm	185-5622	2		MDKUB
	185-5390	1	1.550 mm	185-5622	3		MDKWB
	185-5391	1	1.575 mm	10			*Nut, Nozzle
	185-5392	1	1.600 mm				Spec A–C
	185-5393	1	1.625 mm	185-5620	2		MDKUB
	185-5394	1	1.650 mm	185-5620	3		MDKWB
	185-5395	1	1.675 mm				Begin Spec D
	185-5396	1	1.700 mm	185-6825	2		MDKUB
	185-5397	1	1.725 mm	185-6825	3		MDKWB
	185-5398	1	1.750 mm				
	185-5399	1	1.775 mm				
	185-5400	1	1.800 mm				
	185-5401	1	1.825 mm				
	185-5402	1	1.850 mm				
	185-5403	1	1.875 mm				
	185-5404	1	1.900 mm				
	185-5405	1	1.925 mm				
	185-5406	1	1.950 mm				

\* – Parts Included in Nozzle Holder Assy.

## Water Outlet Flange



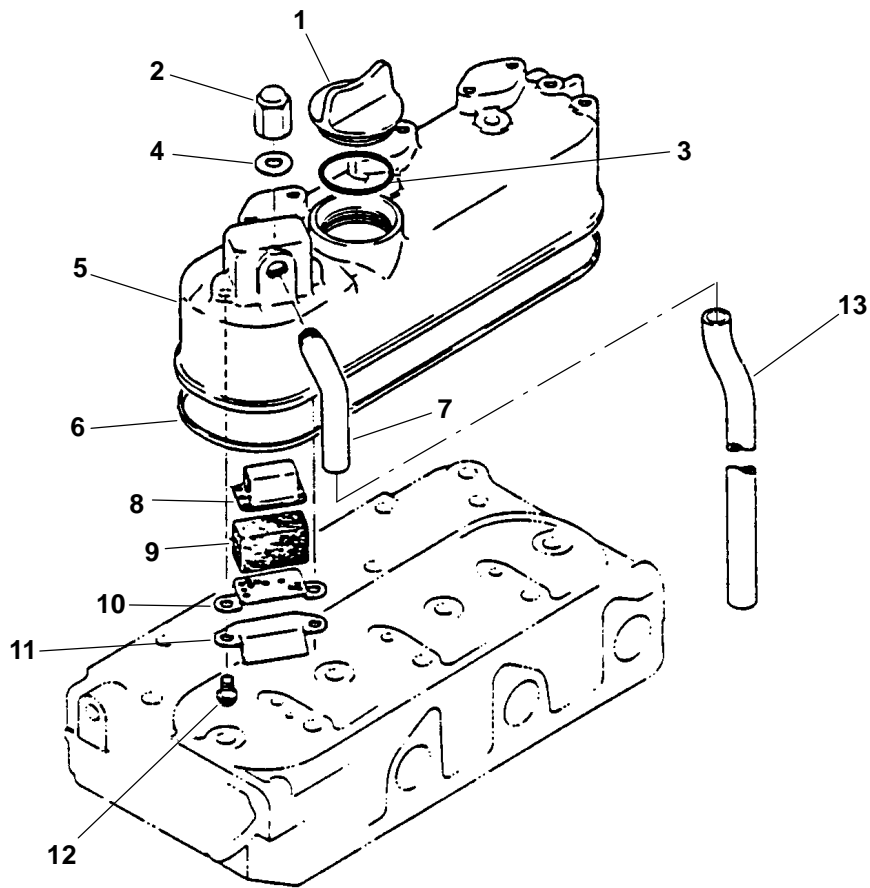
REF NO.	PART NO.	QTY USED	PART DESCRIPTION
1	185-5718	1	Flange, Water Pump (Includes Water Return Pipe)
2	185-5721	1	Bolt
3	185-2388	2	Bolt (M6 x 16mm)
4	309-0576	1	Thermostat, High Temp Engine (S17)
5			Gasket, Water Flange
	185-5720	1	Spec A-C
	185-7393	1	Begin Spec D
6	185-5826	1	Plug
7			Bolt
	185-2559	2	Spec A-C
	185-7084	2	Begin Spec D
8	185-5475	1	Cover, Thermostat
9	185-5458	1	Thermostat
10	185-2238	1	Gasket, Thermostat
11	185-5719	1	Pipe, Water Return

REF NO.	PART NO.	QTY USED	PART DESCRIPTION
12	185-5722	1	Pipe, Water Return
13	185-5723	2	Band, Pipe
14			+ Sender, Water Temperature (E21)
	193-0318	1	Negative Ground
	193-0457-01	1	Isolated Ground
15			*Kit, Sender (Includes Water Temperature Sender)
	300-5040	1	Negative Ground
	300-5041	1	Isolated Ground

+ - Water Temperature Sender Included in Remote Panel Kit Found on Remote Control Panel Page for Spec A,B.

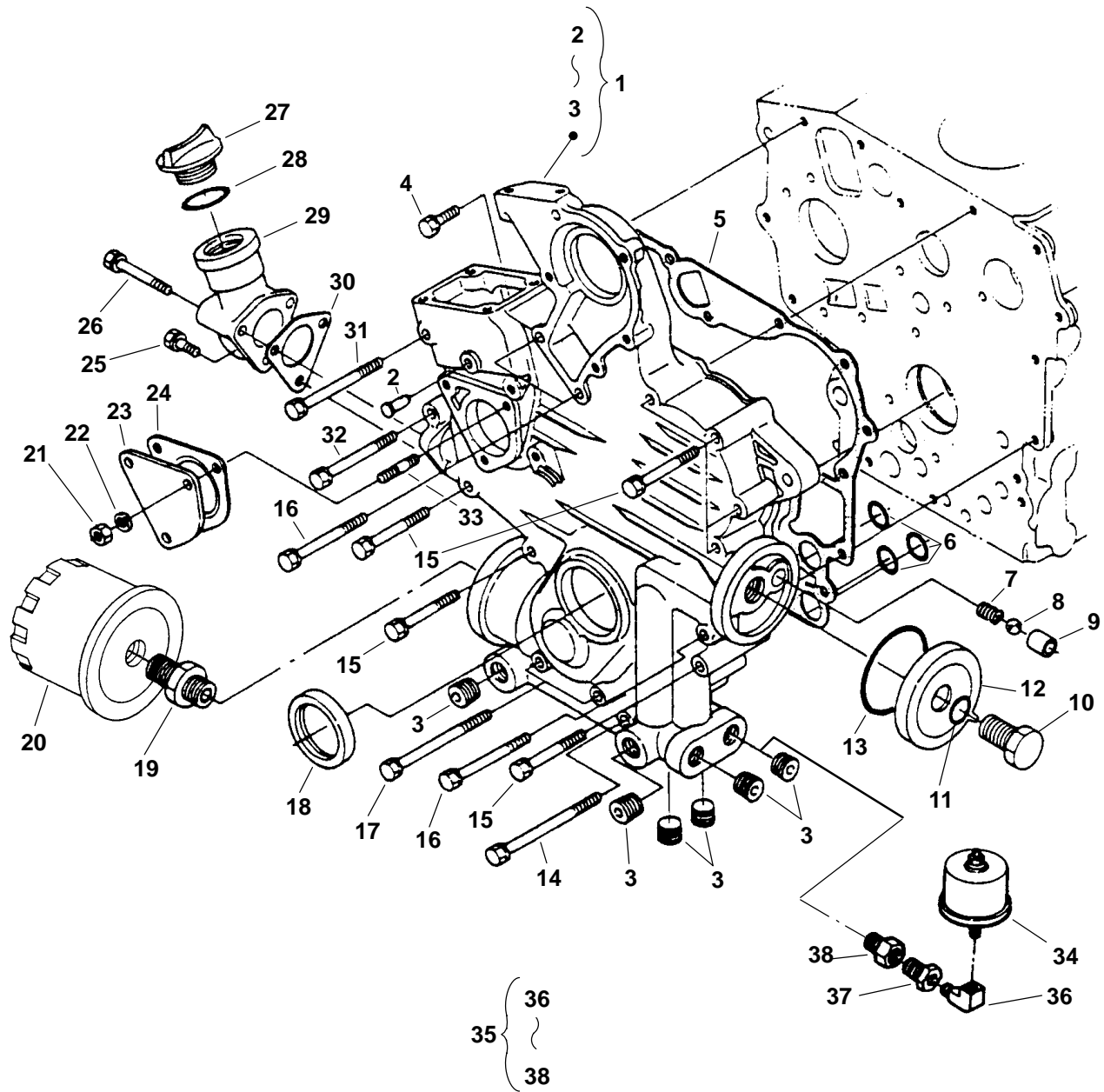
\* - Sender Kit Also Includes Oil Pressure Sender Listed on Gearcase Page.

## Cylinder Head Cover



REF NO.	PART NO.	QTY USED	PART DESCRIPTION	REF NO.	PART NO.	QTY USED	PART DESCRIPTION
1	185-5407	1	Cap, Oil Fill	7	185-5520	1	Elbow, Breather
2			Nut, Cap	8	185-5522	1	Cover, Breather Element
	185-5529	2	MDKUB	9	185-5523	1	Element, Breather
	185-5529	3	MDKWB	10	185-5521	1	Plate, Breather Element
3	185-2349	1	Seal, Oil Fill Cap	11	185-5524	1	Shield, Breather Oil
4			O'Ring	12	185-5747	2	Screw, Lock Washer Pan Head
	185-2284	2	MDKUB	13			Hose, Breather
	185-2284	3	MDKWB		185-5525		Spec A
5			Cover, Valve				Spec B
	185-5527	1	MDKUB		503-1608	1	Housed Units – 42.5"
			MDKWB				Unhoused Units
	185-5806	1	Spec A-C		503-1608	1	MDKUB – 31.75"
	185-7071		Begin Spec D		503-1608	1	MDKWB – 41.25"
6			Gasket, Valve Cover				
	185-5528	1	MDKUB				
	185-5807	1	MDKWB				

# Gearcase

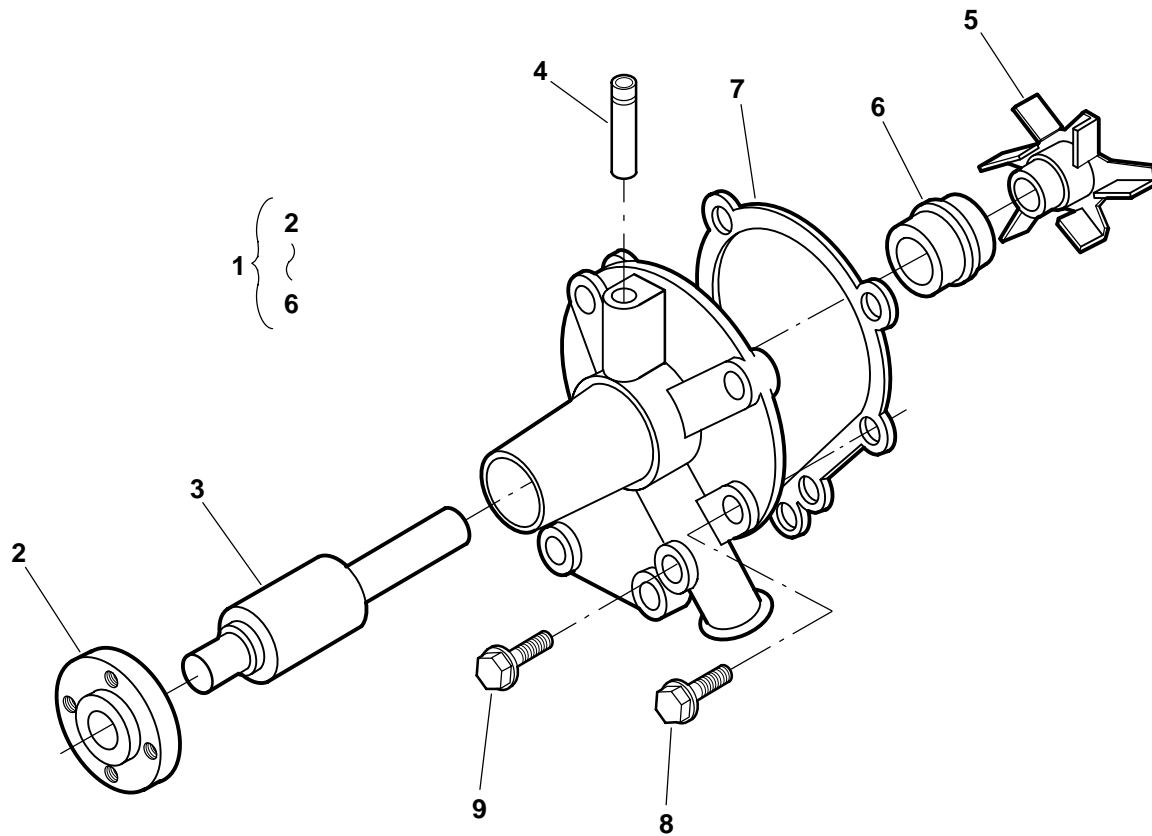


## Gearcase

REF NO.	PART NO.	QTY USED	PART DESCRIPTION	REF NO.	PART NO.	QTY USED	PART DESCRIPTION
1	185-5800	1	Gearcase Assy (Includes Pin and Plugs)	23	185-5512	1	Cover
2	185-5506	1	Pin, Start Spring	24	185-5513	1	Gasket
3	185-5505	8	Plug, Pipe	25	185-2389	1	Bolt (M6 x 18mm)
4	185-2389	1	Screw, Hex Head Cap (M6 x 18mm)	26	185-7069	2	Bolt (M6 x 50mm)
5			Gasket, Gearcase	27	185-5407	1	Cap, Oil Fill
	185-5331	1	Spec A-C	28	185-2349	1	O'Ring
	185-7382	1	Begin Spec D	29	185-2296	1	Flange, Oil Filter
6	185-2374	3	O'Ring	30	185-2309	1	Gasket, Flange
7	185-5509	1	Spring	31	185-2397	1	Screw, Hex Head Cap (M6 x 70mm)
8	185-5511	1	Ball	32	185-2395	1	Bolt (M6 x 60mm)
9	185-5510	1	Seat, Valve	33	185-2105	3	Stud
10	185-5742	1	Bolt	34			*Sender, Oil Pressure (E19)
11	185-5744	1	O'Ring		193-0244	1	Negative Ground
12	185-5741	1	Cover		193-0430-01	1	Isolated Ground
13	185-5743	1	O'Ring	35	100-3440	1	Kit, Remote Panel Modification (Includes Elbow, Adapter and Bushing)
14	185-5746	1	Screw, Hex Head Cap (M6 x 1 x 87mm)				
15			Screw, Hex Head Cap	36	502-0020	1	+Elbow, 90° Street
	185-2394	7	Spec A-C (M6 x 50mm)	37	505-1487	1	+Adapter, Sender (1/4 NPT)
	185-7069	7	Begin Spec D	38	505-0029	1	+Bushing, Reducer (1/4 x 1/8 NPT)
16	185-5507	3	Screw, Hex Head Cap (M6 x 1 x 62mm)				
17	185-5745	2	Bolt				
18	185-5410	1	Seal, Front Oil				
19	185-2124	1	Nipple, Hex Pipe				
20	185-5801	1	Filter, Oil				
21	185-4255	3	Nut, Hex				
22			Washer, Spring Lock				
	185-2380	3	Spec A-C				
	185-6759	3	Begin Spec D				

\* – Oil Pressure Sender Included in Sender Kit (Found on Water Flange Page) and Remote Panel Kit (Found on Remote Control Panel Page for Spec A-B).

## Captive Water Pump Components

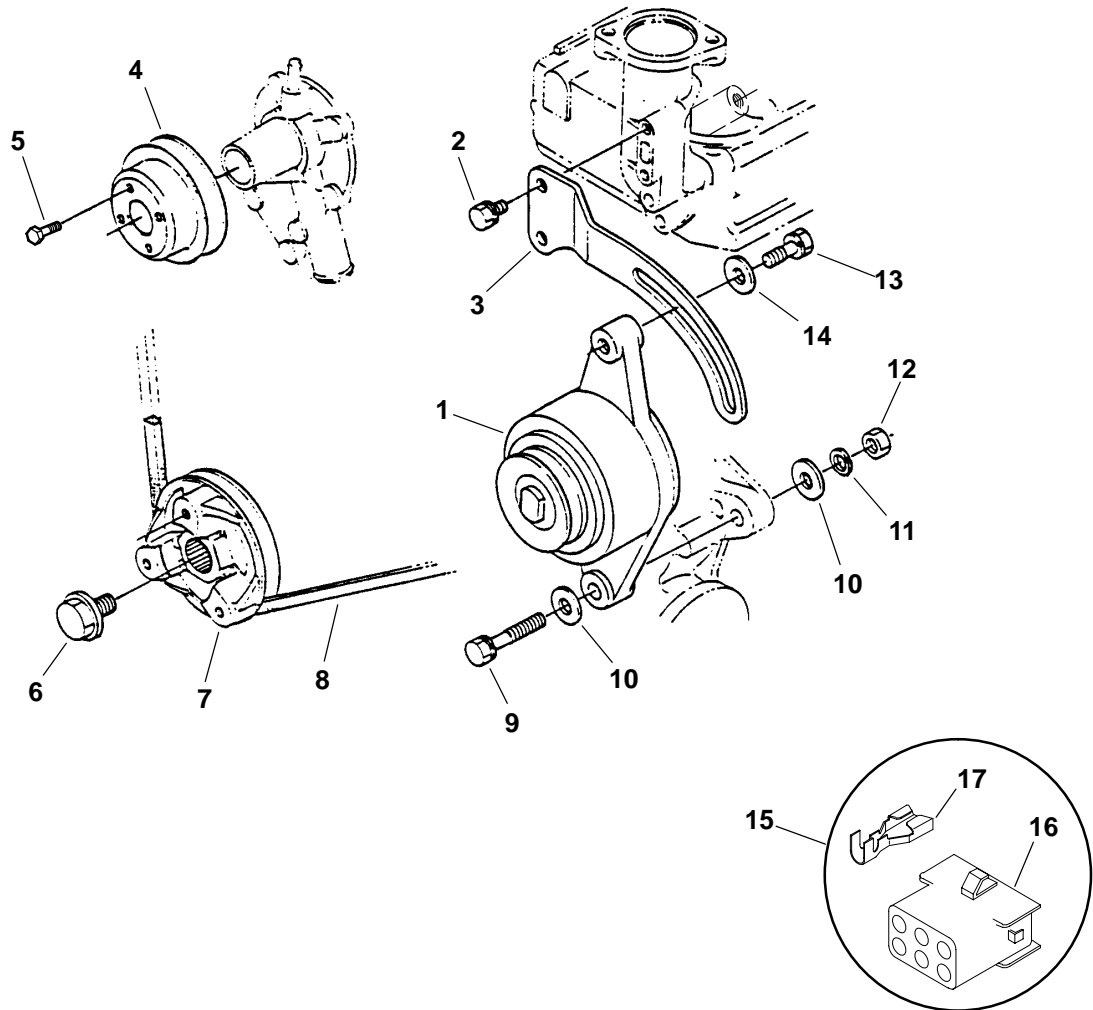


REF NO.	PART NO.	QTY USED	PART DESCRIPTION	REF NO.	PART NO.	QTY USED	PART DESCRIPTION
1	185-5433	1	Pump, Water (Includes Parts Marked *)	7	185-5434	1	Gasket, Water Pump
2	185-5712	1	*Flange, Water Pump	8	185-2559	4	Bolt
3	185-5713	1	*Bearing, Ball	9	185-5717	1	Bolt
4	185-5716	1	*Pipe, Return				
5	185-5715	1	*Impeller				
6	185-5714	1	*Seal				

\* – Parts Included in Water Pump.

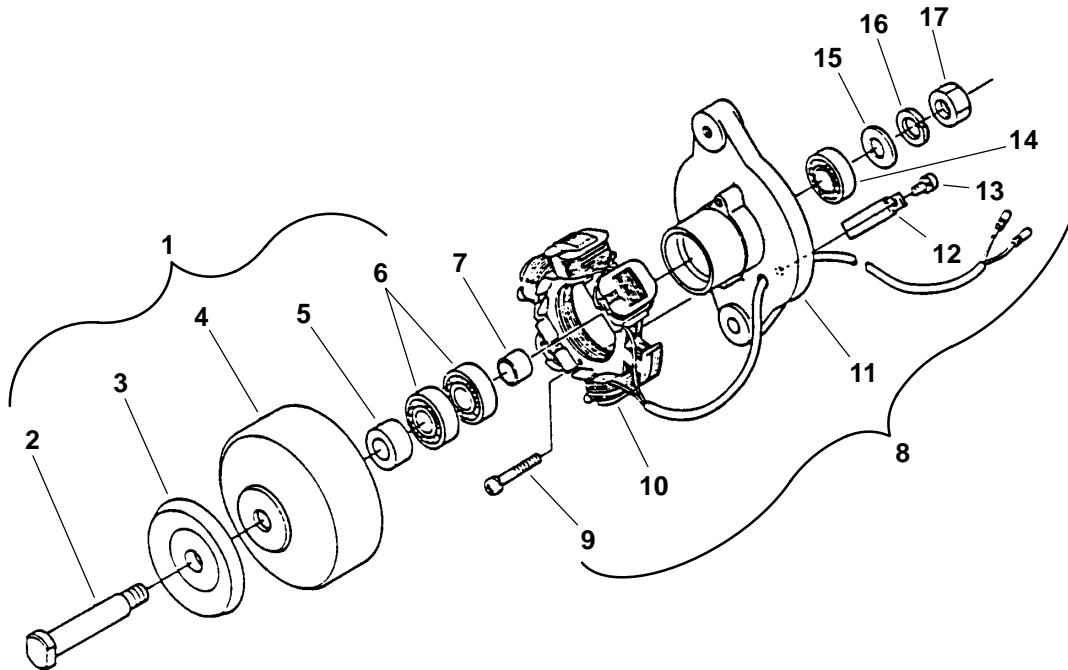


## Alternator



REF NO.	PART NO.	QTY USED	PART DESCRIPTION	REF NO.	PART NO.	QTY USED	PART DESCRIPTION
1	185-5431	1	Alternator (G03) (See Separate Page for Components)	8	511-0183	1	Belt, Fan
2	185-2388	2	Screw, Hex Head Cap (M6 x 16mm)	9	800-6062	1	Screw, Hex Head Cap (M8 x 1.25 x 45mm)
3	185-5705	1	Bracket, Alternator	10	185-7221	2	Washer, Flat
4	185-5707	1	Pulley, Fan	11	185-6957	1	Washer, Spring Lock
5	185-2572	4	Screw, Hex Head Flange	12	185-2366	1	Nut, Hex
6	185-5709	1	Screw, Hex Head Cap	13	185-2403	1	Screw, Hex Head Cap W/Lock Washer (M8 x 25mm)
7			Pulley, Drive Spec A-C	14	185-6786	1	Washer, Flat
	185-6822	1	MDKUB	15	185-7391	1	Coupler Assy, Connector
	185-6823	1	MDKWB	16	185-7392	1	Connector
			Begin Spec D	17	185-6347	5	Terminal
	185-6822	1	MDKUB				
	185-7083	1	MDKWB				

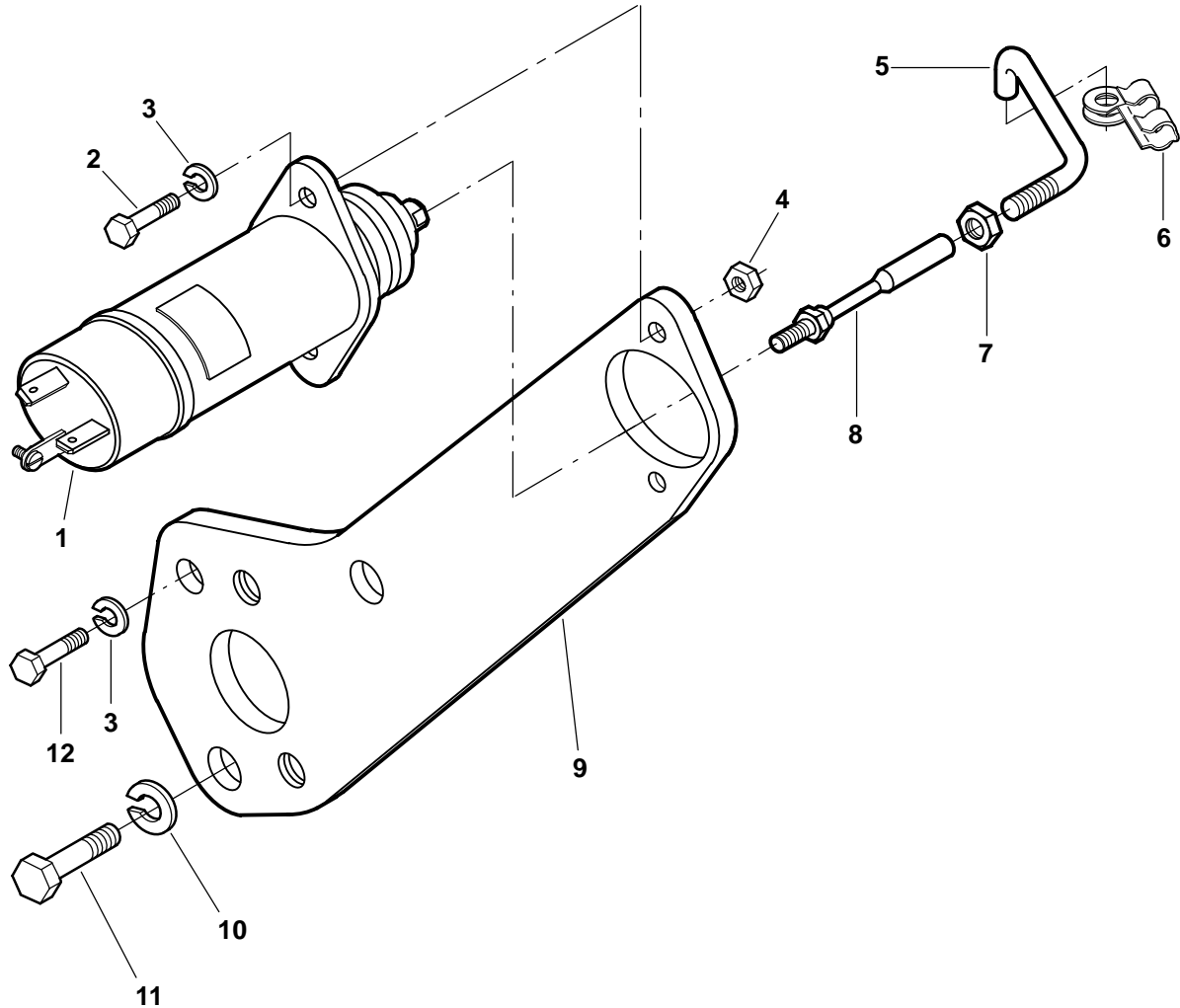
## Alternator Components



REF NO.	PART NO.	QTY USED	PART DESCRIPTION	REF NO.	PART NO.	QTY USED	PART DESCRIPTION
	185-5431	1	Alternator	10	185-2272	1	+ Stator
1	185-5710	1	Rotor Assy (Includes Parts Marked #)	11	185-2268	1	+ Plate, Alternator Back
2	185-2245	1	# Shaft, Rotor	12	185-2271	1	+ Clamp, Wire
3	185-2269	1	# Pulley	13	185-2249	1	+ Screw, Round Head Machine W/Lock Washer
4	185-2267	1	# Rotor	14	185-2246	1	+ Bearing, Ball
5	185-2270	1	# Spacer	15	185-2185	1	Washer, Flat
6	185-2246	2	# Bearing, Ball	16	185-2186	1	Washer, Spring Lock
7	185-2171	1	Spacer	17	185-2181	1	Nut, Hex
8	185-5711	1	Stator Assy (Includes Parts Marked +)				
9	185-2183	2	+ Screw, Round Head Machine W/Lock Washer				

# – Parts Included in Rotor Assy.  
+ – Parts Included in Stator Assy.

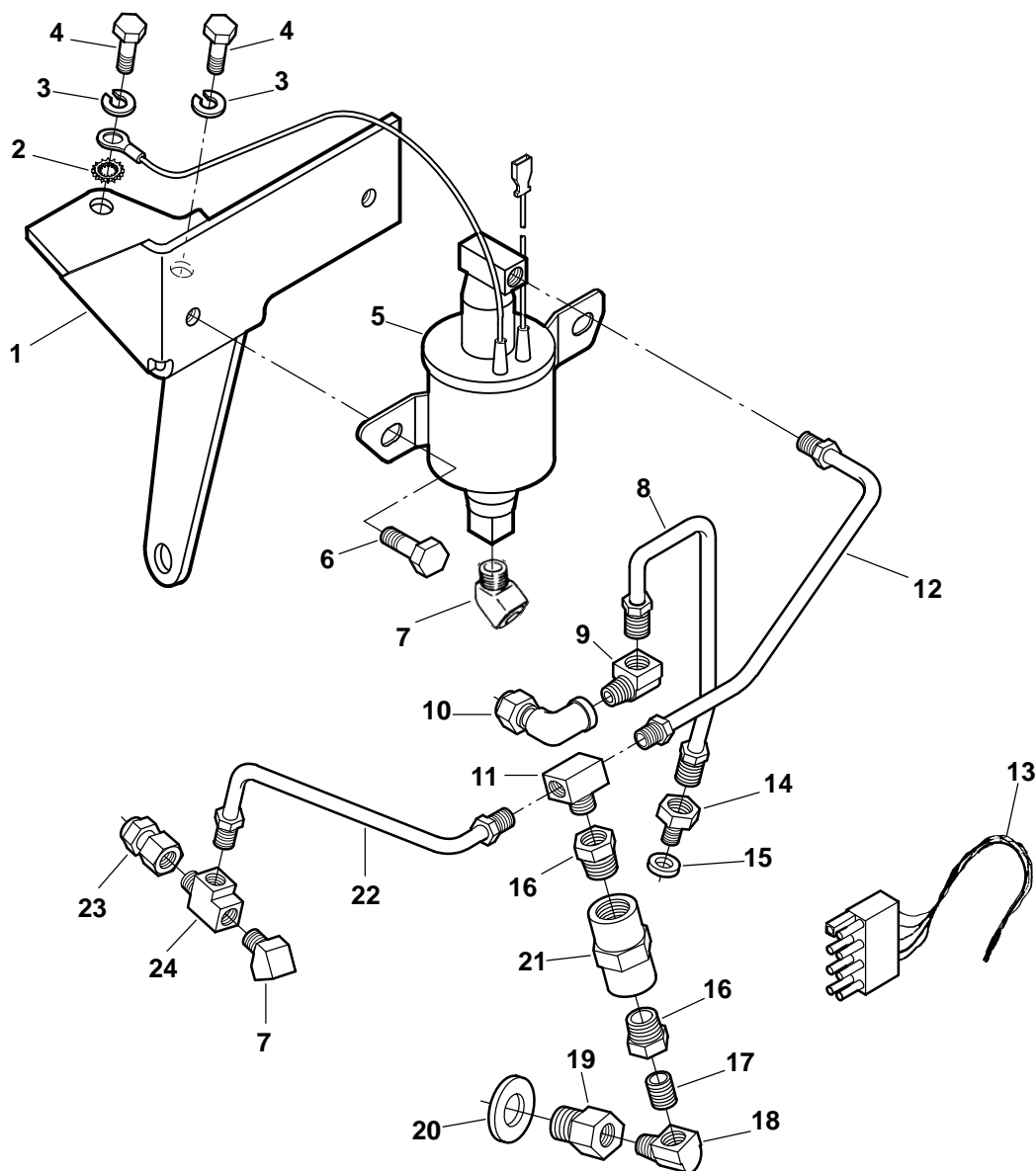
## Stop Solenoid



REF NO.	PART NO.	QTY USED	PART DESCRIPTION
1	307-2546	1	Solenoid, Stop (K12)
2	800-6034	2	Screw, Hex Head Cap (M6 x 1.0 x 20mm)
3	850-0114-53	3	Washer, Lock (M6)
4	860-2021	2	Nut, Hex (M6)
5			Link, Stop Solenoid
	150-2520-02	1	MDKUB
	150-2536-02	1	MDKWB
6	306-3912	1	Clip, Rod End

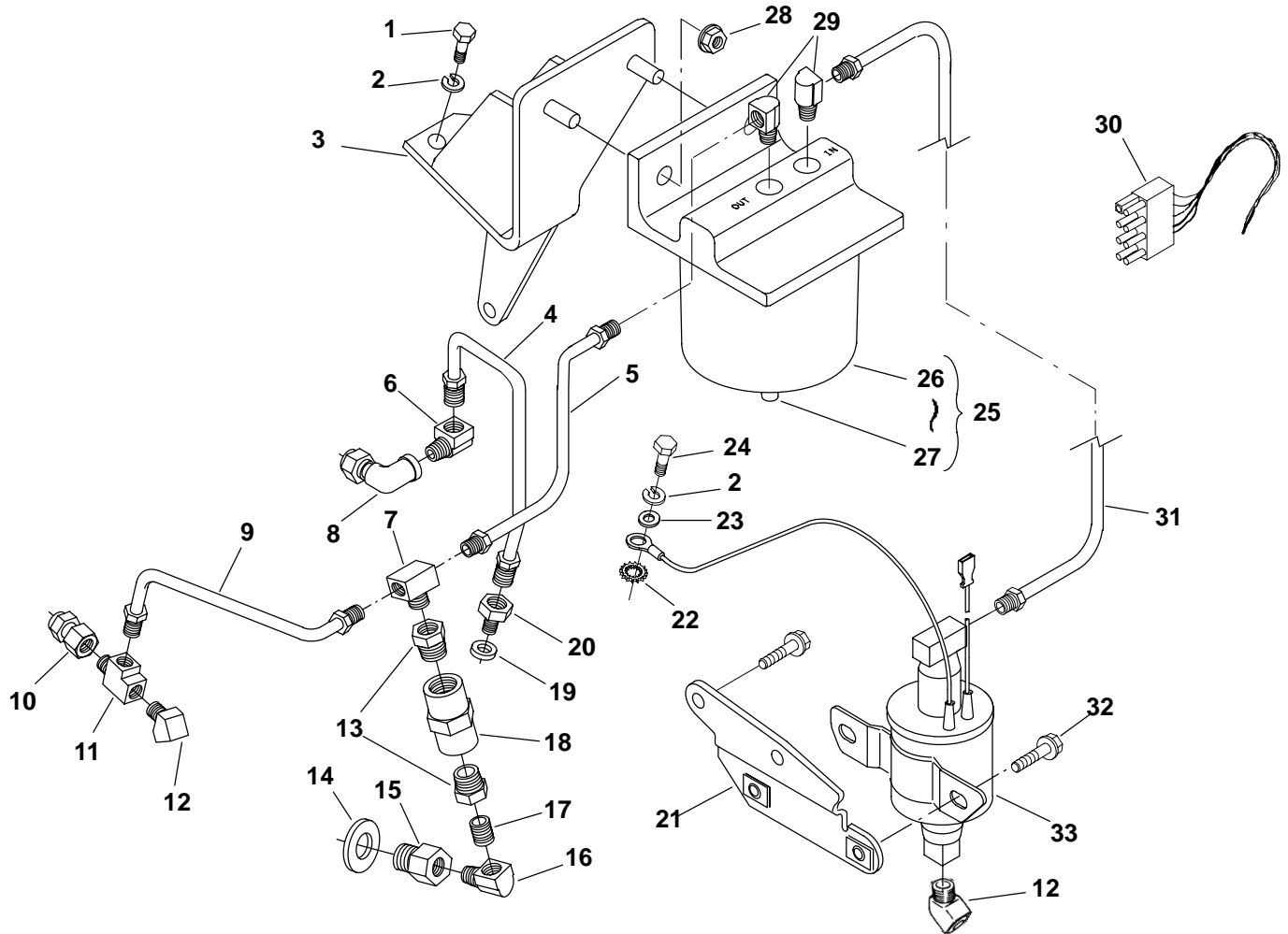
REF NO.	PART NO.	QTY USED	PART DESCRIPTION
7	115-0025	3	Nut, Tappet
8	150-1733	1	Joint, Ball
9	132-0341-02	1	Bracket, Stop Solenoid
10	850-0114-54	2	Washer, Lock (M8)
11	800-6056	2	Screw, Hex Head Cap (M8 x 1.25 x 16)
12	800-6033	1	Screw, Hex Head Cap (M6 x 1 x 16mm)

## Fuel Pump (MDKUB Spec A-B)



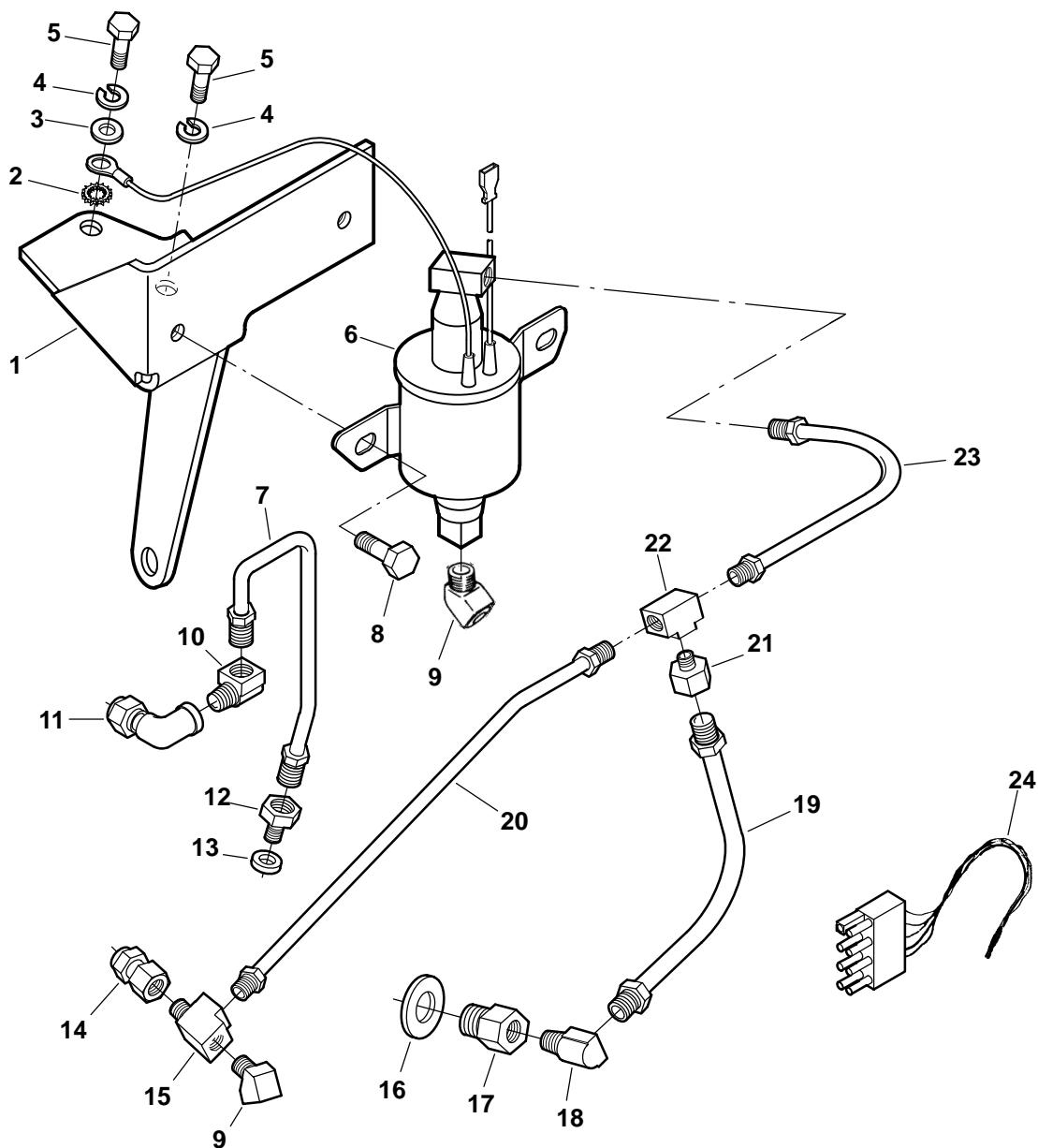
REF NO.	PART NO.	QTY USED	PART DESCRIPTION	REF NO.	PART NO.	QTY USED	PART DESCRIPTION
1	149-2393-02	1	Bracket, Fuel Pump	11	502-1178	1	Tee, Male Branch
2	856-0006	1	Washer, EIT Lock (1/4")	12	149-2468	1	Line, Fuel
3	850-0114-53	2	Washer, Lock (M6)	13	338-2893	1	Harness, Remote
4	800-6033	2	Screw, Hex Head Cap (M6 x 1 x 16mm)	14	502-1193	1	Connector, Inverted Male
5	149-2465	1	Pump, Fuel (E12)	15	526-0400	1	Washer, Flat
6	821-2020	2	Screw, Hex Head Cap (M5 x 0.8 x 10mm)	16	502-0029-03	2	Bushing
7	502-0053	2	Elbow, Street (45 deg.)	17	502-0046	1	Nipple, Close
8	149-2464	1	Line, Fuel Spec A	18	502-0020	1	Elbow, Street
	149-2479	1	Line, Fuel Spec B	19	502-1177	1	Connector, Female
9	502-0002	1	Elbow, Inverted Male	20	526-0401	1	Washer, Flat
10	502-1224	1	Elbow, 90 Female	21	502-0271	1	Coupling
				22	149-2469	1	Line, Fuel
				23	502-1179	1	Connector, Tube
				24	502-0001	1	Tee, Pipe Street

## Fuel Pump (MDKUB Begin Spec C)



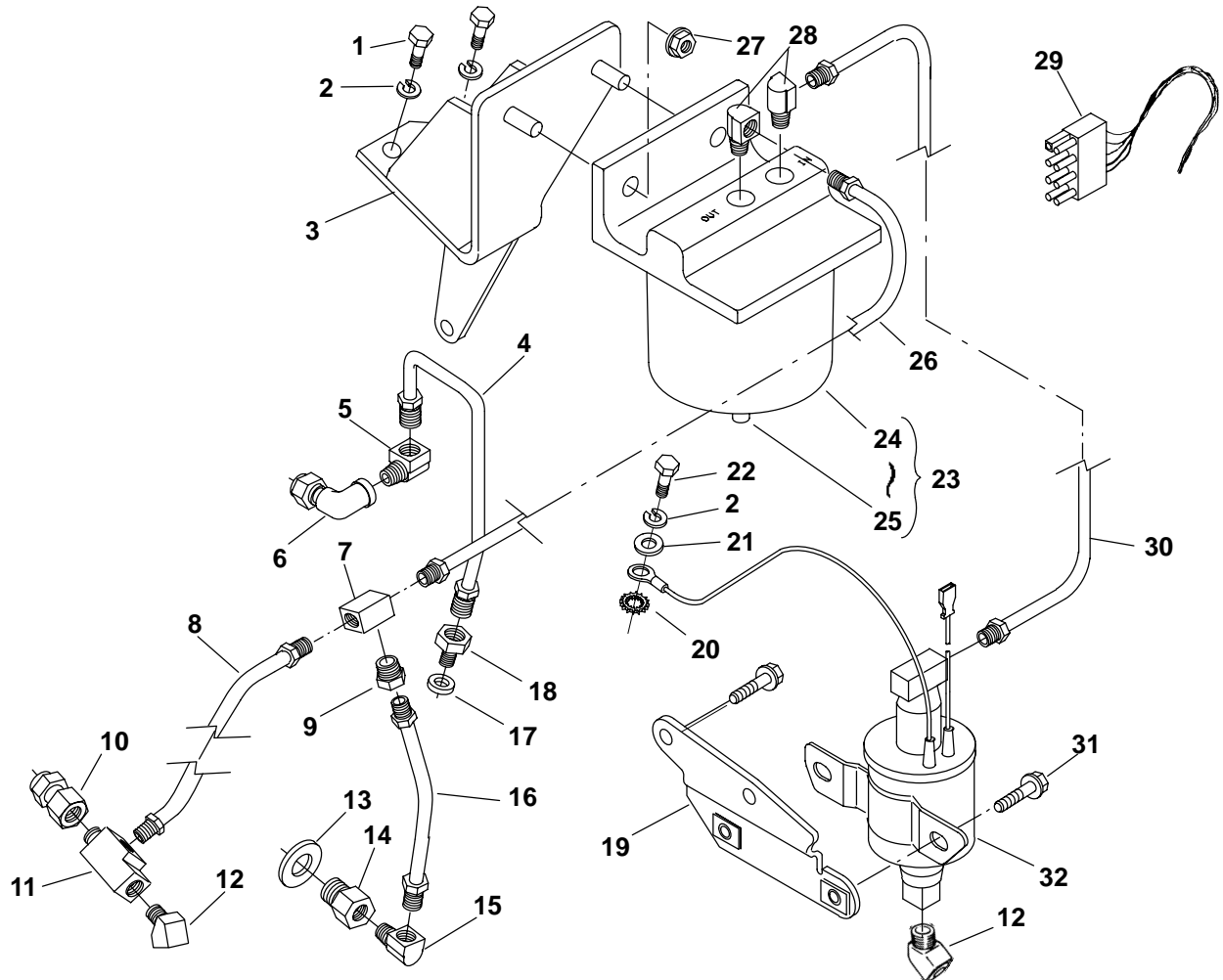
REF NO.	PART NO.	QTY USED	PART DESCRIPTION	REF NO.	PART NO.	QTY USED	PART DESCRIPTION
1	800-6033	2	Screw, Hex Head Cap (M6 x 1 x 16mm)	18	502-0271	1	Coupling
2	850-0114-53	3	Washer, Lock (M6) Begin Spec E	19	526-0400	1	Washer, Flat
3	149-2594-03	1	Bracket, Fuel Filter (Begin Spec E)	20	502-1193	1	Connector, Inverted Male
4			Line, Fuel	21			Bracket, Fuel Pump
	149-2464	1	Spec A		149-2393-02	1	Spec A-D
	149-2479	1	Begin Spec B		149-2593-03	1	Begin Spec E
5			Line, Fuel	22	856-0006	1	Washer, EIT Lock (1/4")
	149-2468	1	Spec A-D	23	526-0018	1	Washer, Flat (M6)
	149-2595	1	Begin Spec E	24	800-2045	1	Screw, Hex Head Cap (M6 x 75mm) (Begin Spec E)
6	502-0002	1	Elbow, Inverted Male	25	149-2100	1	Filter, Fuel (Includes Element, Drain Plug and Base) (Begin Spec E)
7	502-1178	1	Tee, Male Branch	26	149-2106	1	Element, Fuel Filter
8	502-1224	1	Elbow, 90 Female	27	502-0028	1	Plug, Drain
9	149-2469	1	Line, Fuel	28	870-2055	2	Nut, Lock Flange (M8 x .8) (Begin Spec E)
10	502-1179	1	Connector, Tube	29	502-0041	2	Elbow, Inverted Male (Begin Spec E)
11	502-0001	1	Tee, Pipe Street	30	338-2893	1	Harness, Remote (Spec A, B)
12	502-0053	2	Elbow, Street (45 deg.)	31	149-2596	1	Line, Fuel (Begin Spec E)
13	502-0029-03	2	Bushing, Reducer	32	821-2020	2	Screw, Hex Head Cap (M5 x 0.8 x 10mm)
14	526-0065	1	Washer, Flat	33	149-2546	1	Pump, Fuel (E12)
15	502-1177	1	Connector, Female				
16	502-0020	1	Elbow, Street				
17	502-0046	1	Nipple, Close				

## Fuel Pump (MDKWB Spec A-B)



REF NO.	PART NO.	QTY USED	PART DESCRIPTION	REF NO.	PART NO.	QTY USED	PART DESCRIPTION
1	149-2393-02	1	Bracket, Fuel Pump	12	502-1193	1	Connector, Inverted Male
2	856-0006	1	Washer, EIT Lock	13	526-0400	1	Washer, Flat
3	526-0021	1	Washer, Flat (M6)	14	502-1179	1	Connector, Tube
4	850-0114-53	2	Washer, Lock (m6)	15	502-0001	1	Tee, Pipe Street
5	800-6033	2	Screw, Hex Head Cap (M6 x 1 x 16mm)	16	526-0401	1	Washer, Flat
6	149-2465	1	Pump, Fuel (E12)	17	502-1177	1	Connector, Female
7	149-2479	1	Line, Fuel	18	502-0246	1	Elbow, 90 Fuel
8	821-2020	2	Screw, Hex Head Cap (M5 x 0.8 x 10mm)	19	149-2470	1	Line, Fuel
9	502-0053	2	Elbow, Street (45 deg.)	20	149-2471	1	Line, Fuel
10	502-0002	1	Elbow, Inverted Male	21	502-0106	1	Connector, Male
11	502-1224	1	Elbow, 90 Female	22	502-0243	1	Tee, Female Branch
				23	149-2467	1	Line, Fuel
				24	338-2893	1	Harness, Remote Plug

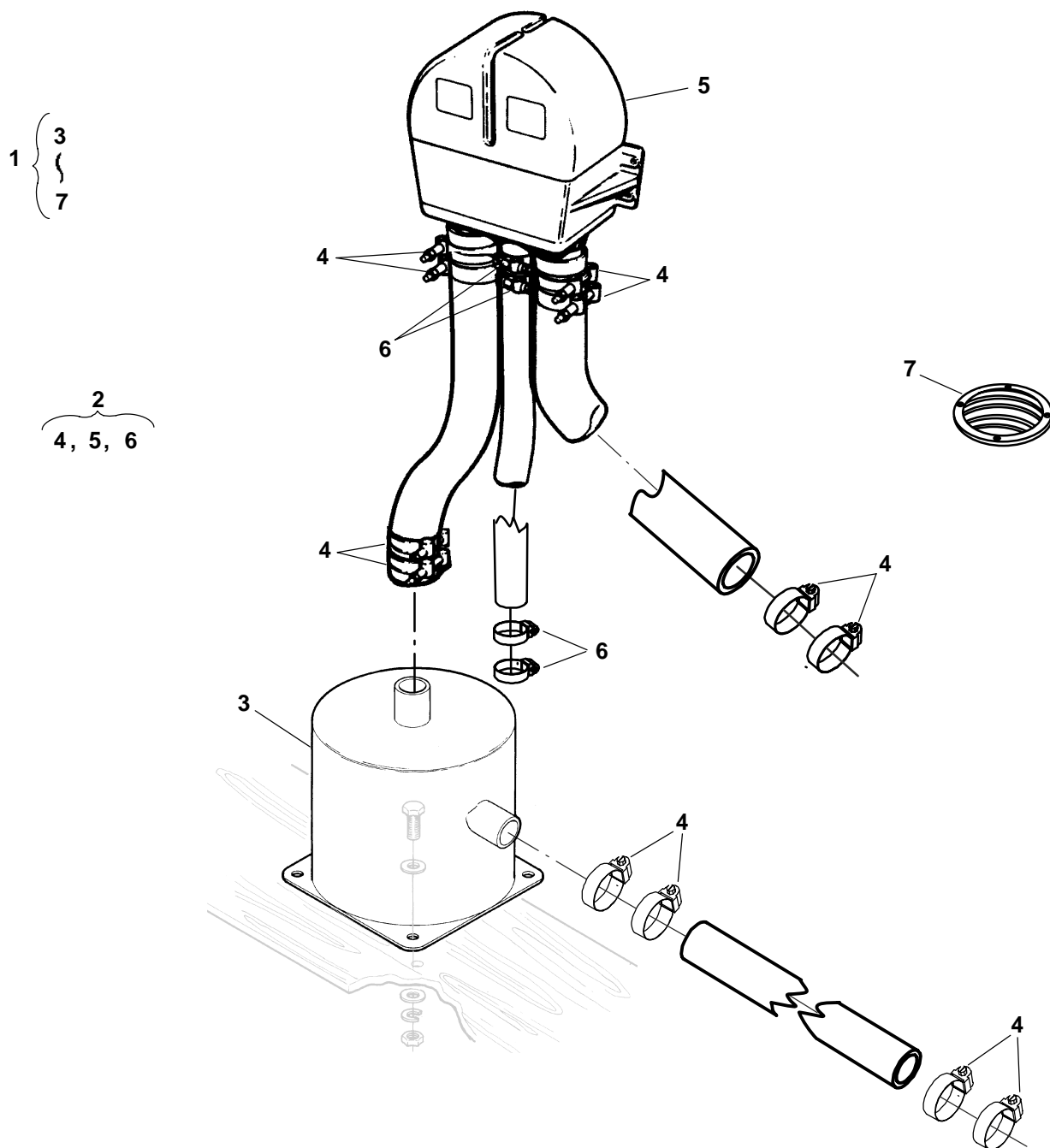
## Fuel Pump (MDKWB Begin Spec C)



REF NO.	PART NO.	QTY USED	PART DESCRIPTION
1	800-6033	2	Screw, Hex Head Cap (M6 x 1 x 16mm)
2	850-0114-53	2	Washer, Lock (m6)
3	149-2594-03	1	Bracket, Fuel Filter (Begin Spec E)
4	149-2479	1	Line, Fuel
5	502-0002	1	Elbow, Inverted Male
6	502-1224	1	Elbow, 90 Female
7	502-0243	1	Tee, Female Branch
8	149-2471	1	Line, Fuel Spec A-D
	149-2598	1	Begin Spec E
9	502-0106	1	Connector, Male
10	502-1179	1	Connector, Tube
11	502-0001	1	Tee, Pipe Street
12	502-0053	2	Elbow, Street (45 deg.)
13	526-0065	1	Washer, Flat
14	502-1177	1	Connector, Female
15	502-0246	1	Elbow, 90 Fuel
16	149-2470	1	Line, Fuel Spec A-D
	149-2597	1	Begin Spec E
17	526-0400	1	Washer, Flat
18	502-1193	1	Connector, Inverted Male

REF NO.	PART NO.	QTY USED	PART DESCRIPTION
19	149-2393-02	1	Bracket, Fuel Pump Spec A-D
	149-2593-03	1	Begin Spec E
20	856-0006	1	Washer, EIT Lock
21	526-0018	1	Washer, Flat (M6)
22	800-2045	1	Screw, Hex Head Cap (M6 x 75mm) (Begin Spec E)
23	149-2100	1	Filter, Fuel (Includes Element, Drain Plug and Base) (Begin Spec E)
24	149-2106	1	Element, Fuel Filter
25	502-0028	1	Plug, Drain
26	149-2467	1	Line, Fuel
27	870-2055	2	Nut, Lock Flange (M8 x .8) (Begin Spec E)
28	502-0041	2	Elbow, Inverted Male (Begin Spec E)
29	338-2893	1	Harness, Remote Plug
30	149-2596	1	Line, Fuel (Begin Spec E)
31	821-2020	2	Screw, Hex Head Cap (M5 x 0.8 x 10mm)
32	149-2546	1	Pump, Fuel (E12)

## Water Separator/Muffler



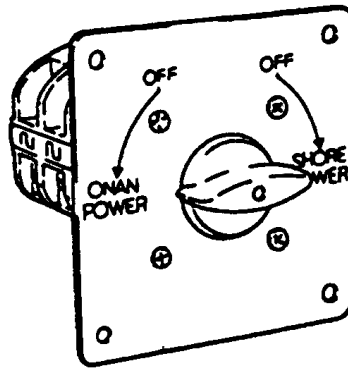
REF NO.	PART NO.	QTY USED	PART DESCRIPTION
1	155-3217	1	Kit, Muffler/Separator (Includes Parts Marked *)
2	155-3216	1	Kit, Water Separator (Includes Parts Marked •)
3	155-2029	1	*Muffler, Marine
4	503-1142	10	* Muffler/Separator Kit
	503-1142	4	+ Separator Kit

REF NO.	PART NO.	QTY USED	PART DESCRIPTION
5	155-3218	1	+*Separator, Water (2")
6	503-1139	4	+*Clamp, Hose (1-1/2")
7	155-1002	1	*Strainer, Water Pickup

\* - Parts Included in Muffler/Separator Kit.  
+ - Parts Included in Water Separator Kit.

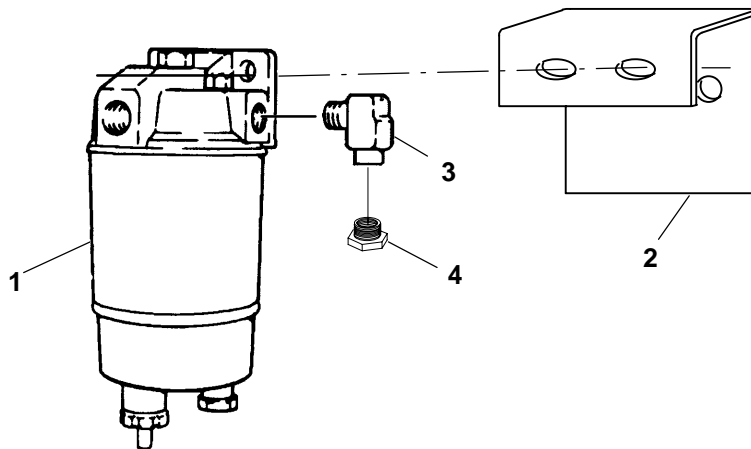


## Manual Transfer Switch



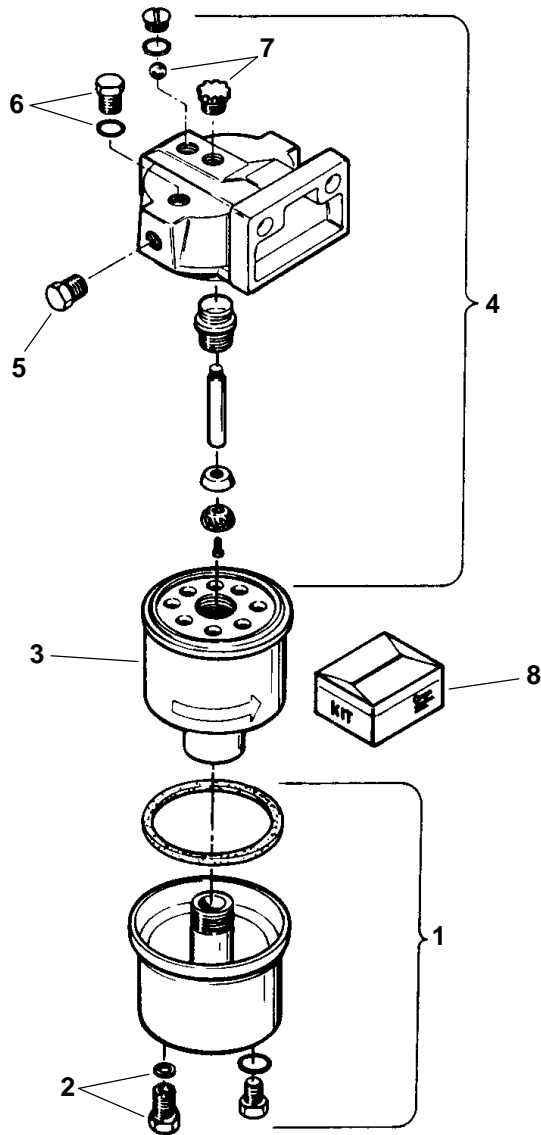
REF NO.	PART NO.	QTY USED	PART DESCRIPTION
	308-0269	1	Switch, On Shore/Off Shore Rotary (63A, 600V) 120V (2 Wire)
	308-0270	1	120/240V (3 Wire)

## Remote Water Separator



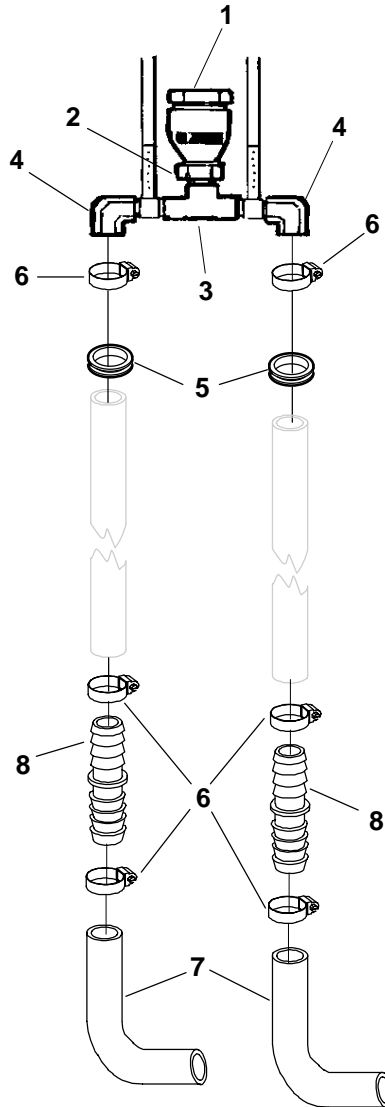
REF NO.	PART NO.	QTY USED	PART DESCRIPTION	REF NO.	PART NO.	QTY USED	PART DESCRIPTION
	149-2073	1	Kit, Remote Fuel/Water Separator	2	149-2041-03	1	Bracket, Separator Mounting
1	149-1908-05	1	Separator, Fuel/Water (See Separate Page for Components)	3	502-0020	1	Elbow, Street 90° (1/4 NPT)
				4	502-0029	1	Bushing, Pipe (1/4" to 1/8")

## Remote Water Separator Components



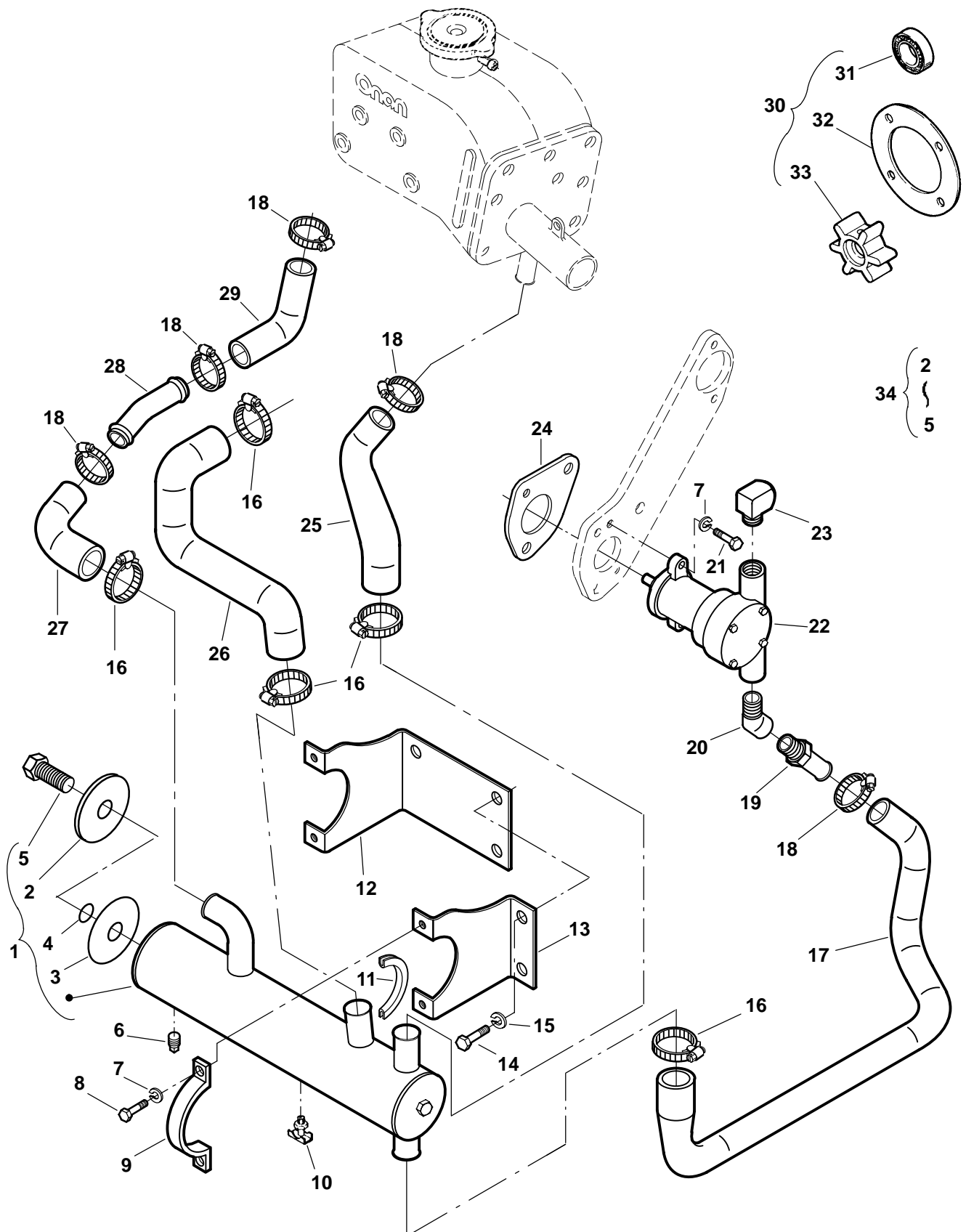
REF NO.	PART NO.	QTY USED	PART DESCRIPTION	REF NO.	PART NO.	QTY USED	PART DESCRIPTION
1	149-1908-05	1	Separator, Water	6	149-1952	1	Plug, Vent (Includes O-Ring)
	149-2046	1	Kit, Metal Bowl Replacement (Includes Plug, O-Rings and Drain Assy)	7	149-2047	1	Pump Assy (Includes Plunger, Retainer, Shaft, Check Ball, Knob and Screw)
2	149-1953	1	Drain Assy (Includes Knob and Seal)	8	149-2045	1	O-Ring Kit (Includes Seal and Plunger)
3	149-1914-01	1	Element (Includes Seals)				
4	149-1949	1	Head Assy, Replacement (Includes Vent Plug, O-Rings, Seal, Cap, Tube and Pump Assy)				
5	502-0153	1	Plug, Hex (1/4")				

## Vacuum Relief Valve



REF NO.	PART NO.	QTY USED	PART DESCRIPTION	REF NO.	PART NO.	QTY USED	PART DESCRIPTION
	155-2749	1	Kit, Siphon Break	5	508-0309	2	Grommet
1	504-0062	1	Valve, Vacuum Relief	6	503-0977	7	Clamp, Hose (#10)
2	502-0270	1	Adapter, Pipe (3/8" to 1/2")	7	503-1687-03	2	Elbow, Hose (5/8")
3	502-0090	1	Tee (3/8")	8	502-1125	4	Union, Hose (5/8")
4	502-0942	2	Elbow, 90° Hose (3/8 Npt X 5/8)				

# Heat Exchanger

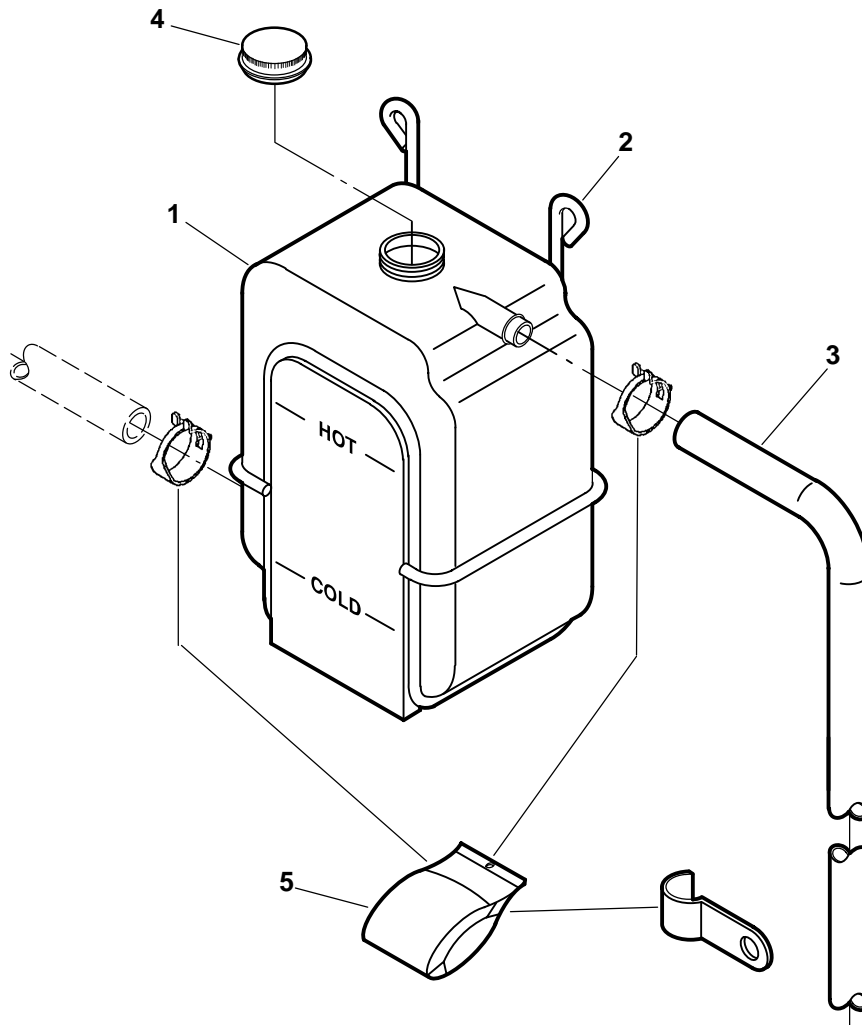


## Heat Exchanger

REF NO.	PART NO.	QTY USED	PART DESCRIPTION	REF NO.	PART NO.	QTY USED	PART DESCRIPTION
1			Exchanger, Heat (Includes Cap, Gasket, O'Ring and Screw)	22	132-0336	1	Pump, Sea Water (Includes the following:
	130-4067	1	MDKUB		132-0299	2	Ring, Retaining
	130-4068	1	MDKWB		132-0308	1	Seal, Lip
2	130-5169	1	*Cap, Heat Exchanger		132-0298	1	Washer,
3	130-5170	1	*Gasket, Heat Exchanger		132-0295	1	Pin
4	509-0351	1	*O'Ring		132-0297	1	Plate, Wear
5	800-0317	1	*Screw, Hex Head (5/16-18 x 3/4")		132-0309	1	Gasket
			Plug, Square Head (1/4)		132-0306	1	Cover, End
6	502-0153	1	Plug, Square Head (1/4)		132-0310	1	Impellar
7	850-0114-53	6	Washer, Lock (M6)	23	502-1180	1	Elbow, Brass Street (90 deg.)
8	800-6033	4	Screw, Hex Head Cap (M6 x 1 x 16mm)	24	132-0342	1	Gasket, Water Pump
			Strap, Heat Exchanger	25	503-1858	1	Hose, Cooling
9	130-0632	2	Strap, Heat Exchanger	26			Hose, Cooling
10	504-0005	1	Cock, Drain (1/8 - 27)		503-1844	1	MDKUB
11	508-0139	2	Grommet, Heat Exchanger		503-1846	1	MDKWB
12			Bracket, Heat Exchanger	27	503-1850	1	Hose, Cooling
	130-4071-02	1	MDKUB	28	130-4073-02	1	Tube, Cooling
	130-4072-02	1	MDKWB	29	503-1841	1	Hose, Cooling
13	130-4070-02	1	Bracket, Heat Exchanger	30	132-0311	1	Repair Kit, Water Pump (Includes Seal, Gasket and Impeller)
14	800-3018	3	Screw, Hex Head Cap (M10 x 1.25 x 20mm)				
15	850-0114-55	3	Washer, Lock (M10)	31	132-0308	1	Seal
16	503-1137	5	Clamp, Hose	32	132-0309	1	Gasket
17			Hose, Cooling	33	132-0310	1	Impeller
	503-1859	1	MDKUB	34	130-5176	1	Kit, Heat Exchanger Cap (Includes Parts Marked *)
	503-1860	1	MDKWB				
18	503-1136	5	Clamp, Hose (MDKWB)				
19	502-1191	1	Connector, Hose				
20	502-1173	1	Elbow, Street (45 deg.)				
21	800-6034	2	Screw, Hex Head Cap (M6 x 1 x 20mm)				

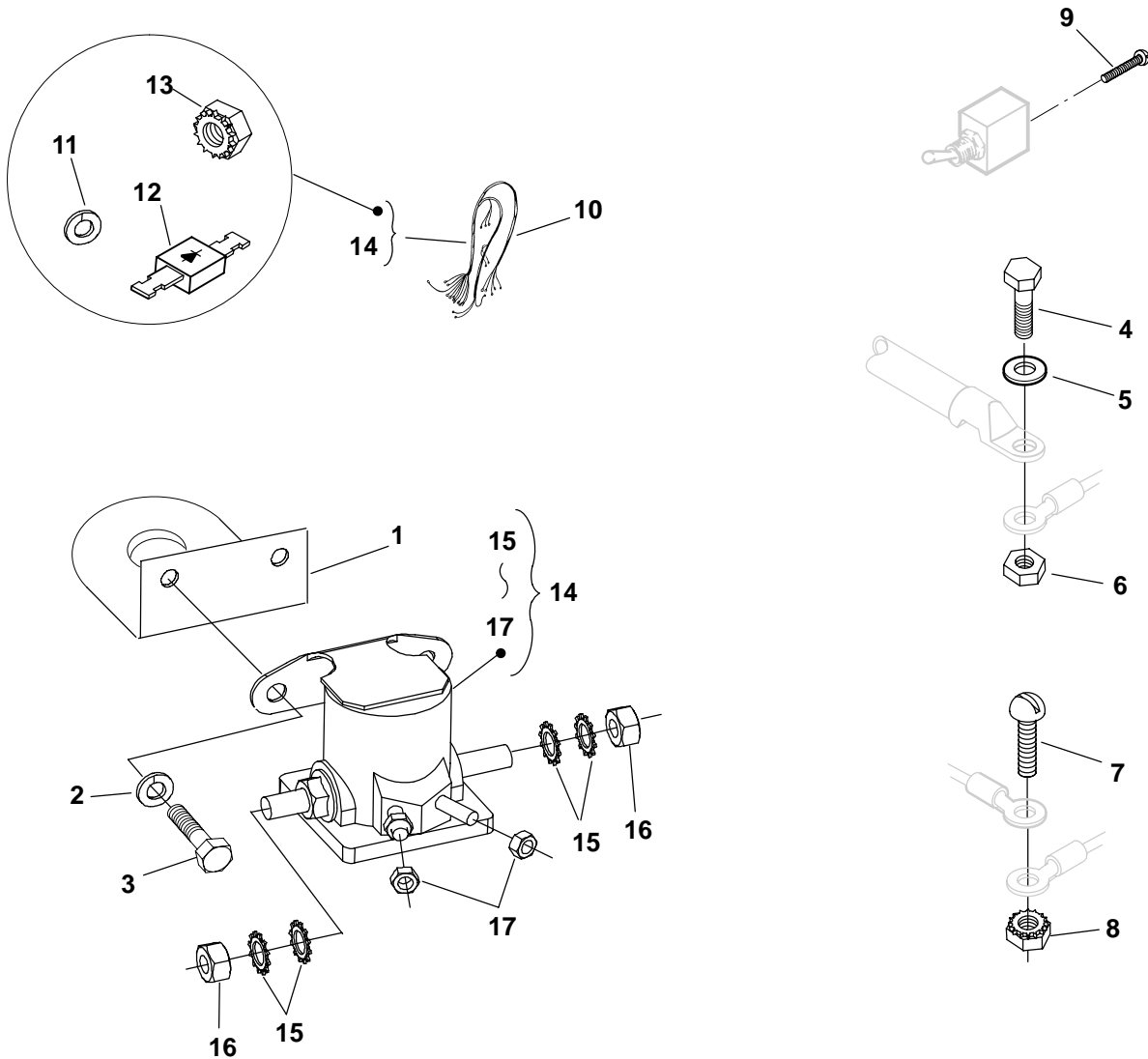
\* - Parts Included in Heat Exchanger Cap Kit.

## Coolant Recovery



REF NO.	PART NO.	QTY USED	PART DESCRIPTION	REF NO.	PART NO.	QTY USED	PART DESCRIPTION
	130-3574	1	Kit, Coolant Recovery	4	130-3572	1	Cap, Tank
1	130-3570	1	Tank, Coolant Recovery	5	130-3573	1	Hardware Package (Includes Mounting Hardware)
2	130-3571	1	Hanger, Tank				
3	503-1692	1	Hose (5/16 I.D. x 120" Lg.)				

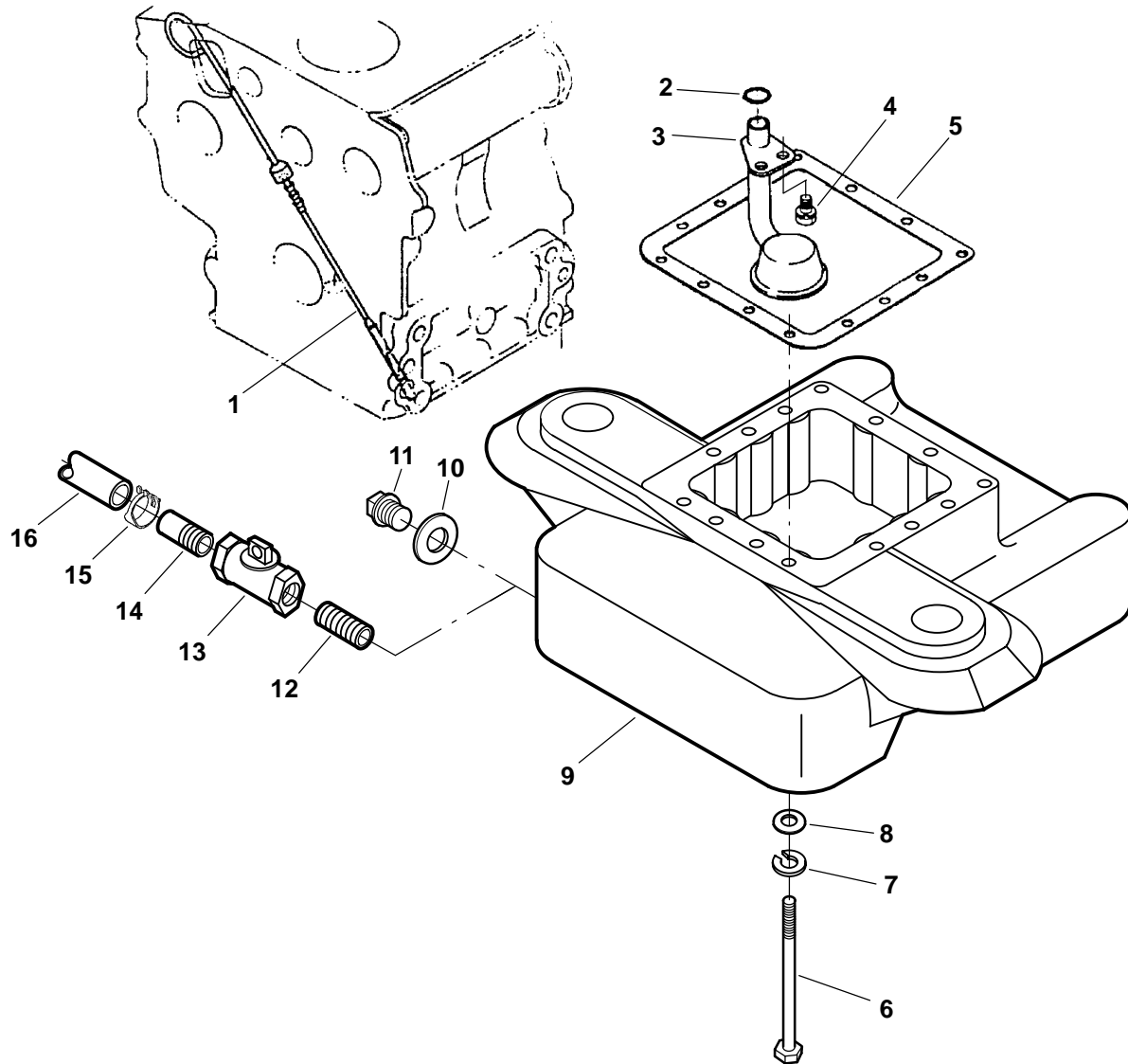
## Isolated Ground



REF NO.	PART NO.	QTY USED	PART DESCRIPTION
	300-4960	1	Kit, Isolated Ground
1	191-2224-02	1	Bracket, Solenoid
2	850-0040	2	Washer, Lock (1/4")
3	800-0005	2	Screw, Hex Head Cap (1/4-20 x 1")
4	821-0014	1	Screw, Lock Head (5/16-18 x 1/2")
5	526-0122	4	Washer, Flat (5/16")
6	870-0257	1	Nut, Self Lock (5/16")
7	813-0100	1	Screw, Round Head Machine (#10 x 1/2")
8	870-0131	1	Nut, ET Hex
9	812-0060	1	Screw, Round Head Machine (#6 x 5/16")

REF NO.	PART NO.	QTY USED	PART DESCRIPTION
10	338-3518	1	Harness, Isolated Ground (Includes Washers, Rectifier, Nuts and Relay)
11	850-0045	2	Washer, Lock (5/16")
12	357-0030	2	Rectifier, Silicon
13	870-0131	2	Nut, ET Hex (10-32)
14	307-1617	1	Relay, Solenoid (Includes Washers and Nuts)
15	853-0040-06	8	Washer, ET Lock
16	862-0026-30	1	Nut, Hex (5/16)
17	870-0131-02	2	Nut, ET Hex (#10-32)

## Oil Base



REF NO.	PART NO.	QTY USED	PART DESCRIPTION
---------	----------	----------	------------------

1	123-1988	1	Dipstick, Oil
2	185-3078	1	O-Ring
3	185-5496	1	Tube, Oil Pickup
4			Screw, Hex Head Cap
	185-3009	1	Spec A-C
	185-6956	1	Begin Spec D
5			Gasket, Oil Pan
	185-5493	1	* MDKUB
	185-6818	1	* MDKWB
6			Screw, Hex Head Cap
			(M6 x 1 x 110mm)
	800-2048	14	MDKUB
	800-2048	18	MDKWB
7			Washer, Zinc Plated Lock (M6)
	850-0114-53	14	MDKUB
	850-0114-53	18	MDKWB
8			Washer, Zinc Plated Flat (M6)

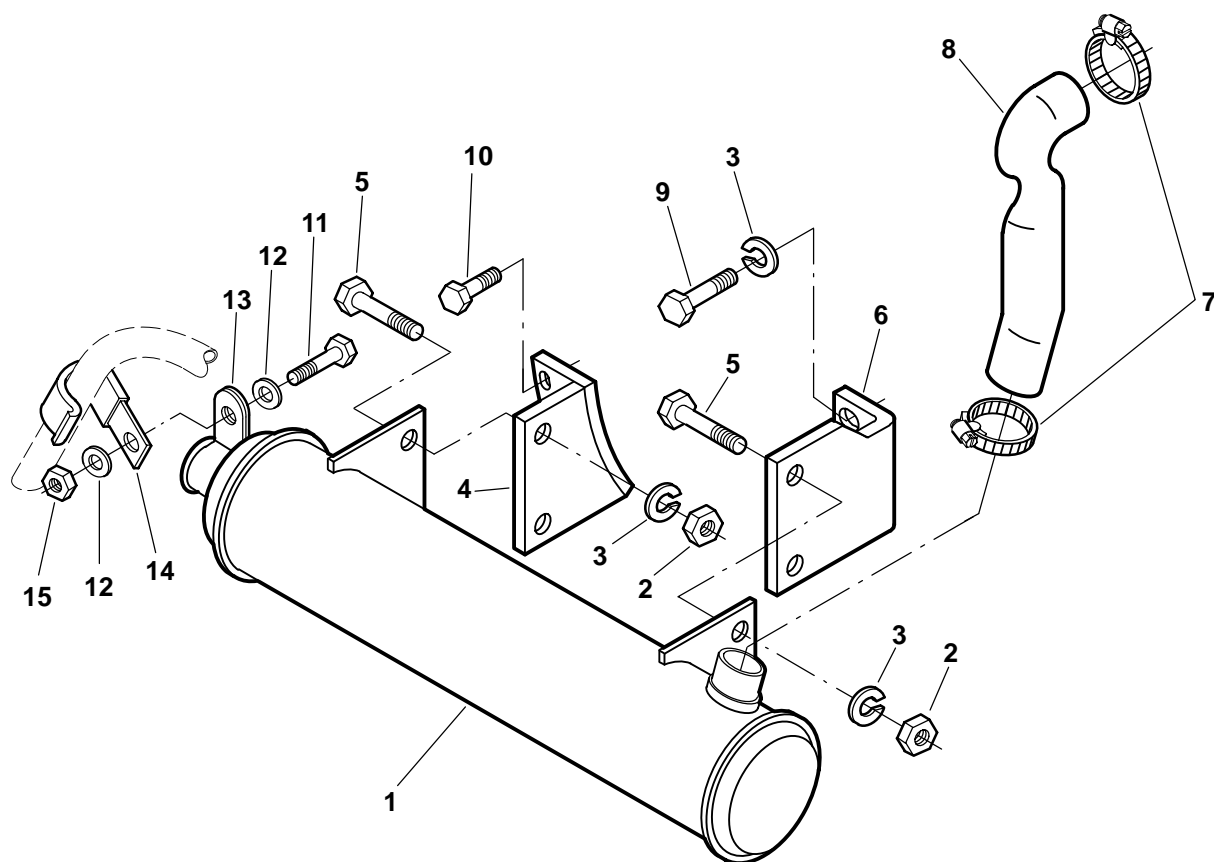
REF NO.	PART NO.	QTY USED	PART DESCRIPTION
---------	----------	----------	------------------

	526-0018	14	MDKUB
	526-0018	18	MDKWB
9			Base, Oil
	102-1439	1	MDKUB
	102-1440	1	MDKWB
10	185-5495	1	Seal, Oil
11	185-5494	1	Plug, Drain
12	505-0100	1	Nipple, Close (1/2 x 1 1/2")
13	504-0194	1	Valve, Shutoff (1/2")
14	505-1483	1	Nipple, Half (1/2 NPT x 7/8")
15	503-0183	1	Clamp, Hose Drain
16	503-0098	1	Hose, Drain (305mm Long)

\* - 518-0530-01 Thread Sealant May be Used Instead of Gaskets.

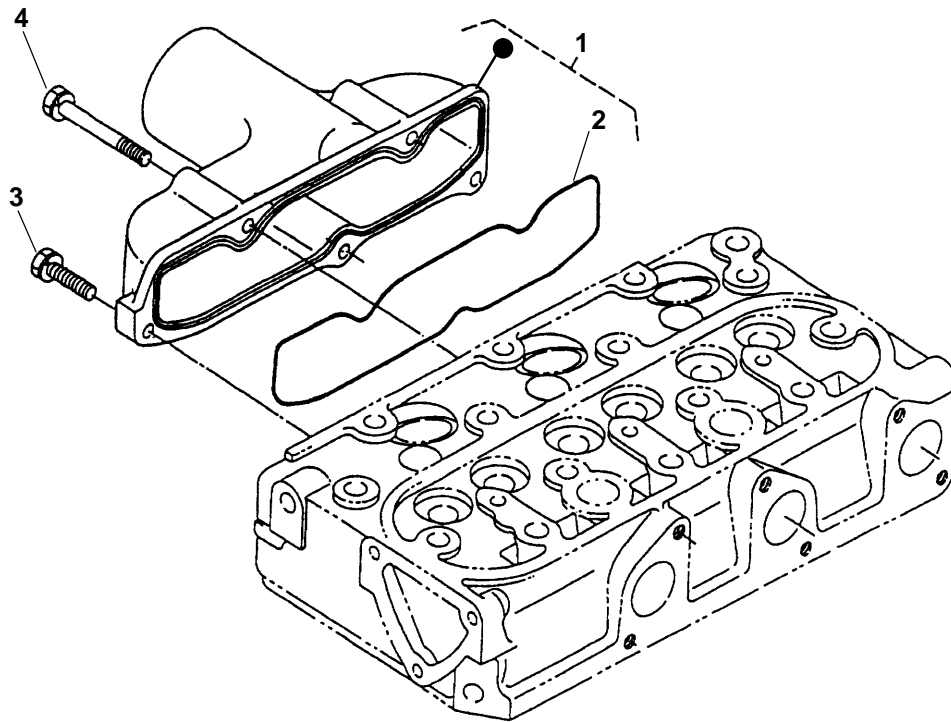


## Air Silencer



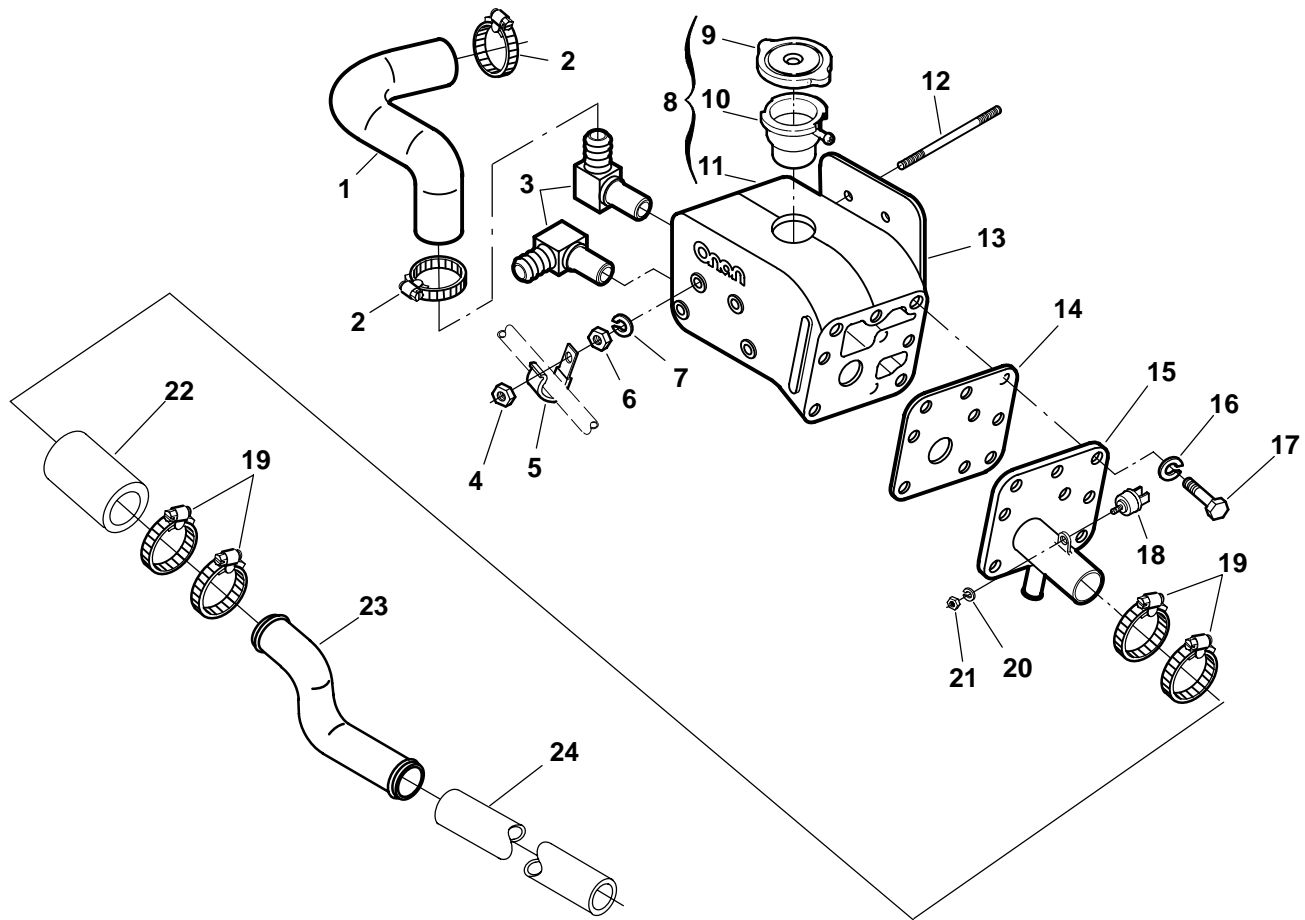
REF NO.	PART NO.	QTY USED	PART DESCRIPTION	REF NO.	PART NO.	QTY USED	PART DESCRIPTION
1	155-2779-01	1	Muffler, Air Intake MDKUB	9	800-3018	2	Screw, Hex Head Cap (M10 x 1.25 x 20mm)
	155-2779-02	1	MDKWB	10	815-0261	3	Screw, Hex Washer Thread Forming (M6 x 1 x 12.7mm)
2	860-2059	4	Nut, Hex (M10 x 1.5mm)	11	718-1036	1	Screw (M8 x 1.25 x 20mm) (Unhoused Units)
3	850-2060	6	Washer, Lock (M10)	12	526-2100	2	Washer, Flat (Unhoused Units)
4	140-2755-02	1	Bracket	13	332-1024	1	Clamp (Unhoused Units)
5	800-6085	4	Screw, Hex Head Cap (M10 x 1.5 x 30mm)	14	518-0515	1	Clamp (Unhoused Units)
6	140-2756-02	1	Bracket	15	860-2008	1	Nut (M8 x 1.25) (Unhoused Units)
7	503-1872-02	2	Clamp, Hose				
8	503-1893	1	Hose, Intake				

## Intake Manifold



REF NO.	PART NO.	QTY USED	PART DESCRIPTION	REF NO.	PART NO.	QTY USED	PART DESCRIPTION
1			Manifold, Intake (Includes Gasket)	3	185-2389	2	Screw, Hex Head (M6 x 18mm)
	185-5531	1	MDKUB	4		1	Screw
	185-7087	1	MDKWB		185-5833	1	MDKUB
2			Gasket		185-5833	3	MDKWB
	185-5335	1	MDKUB				
	185-5832	1	MDKWB				

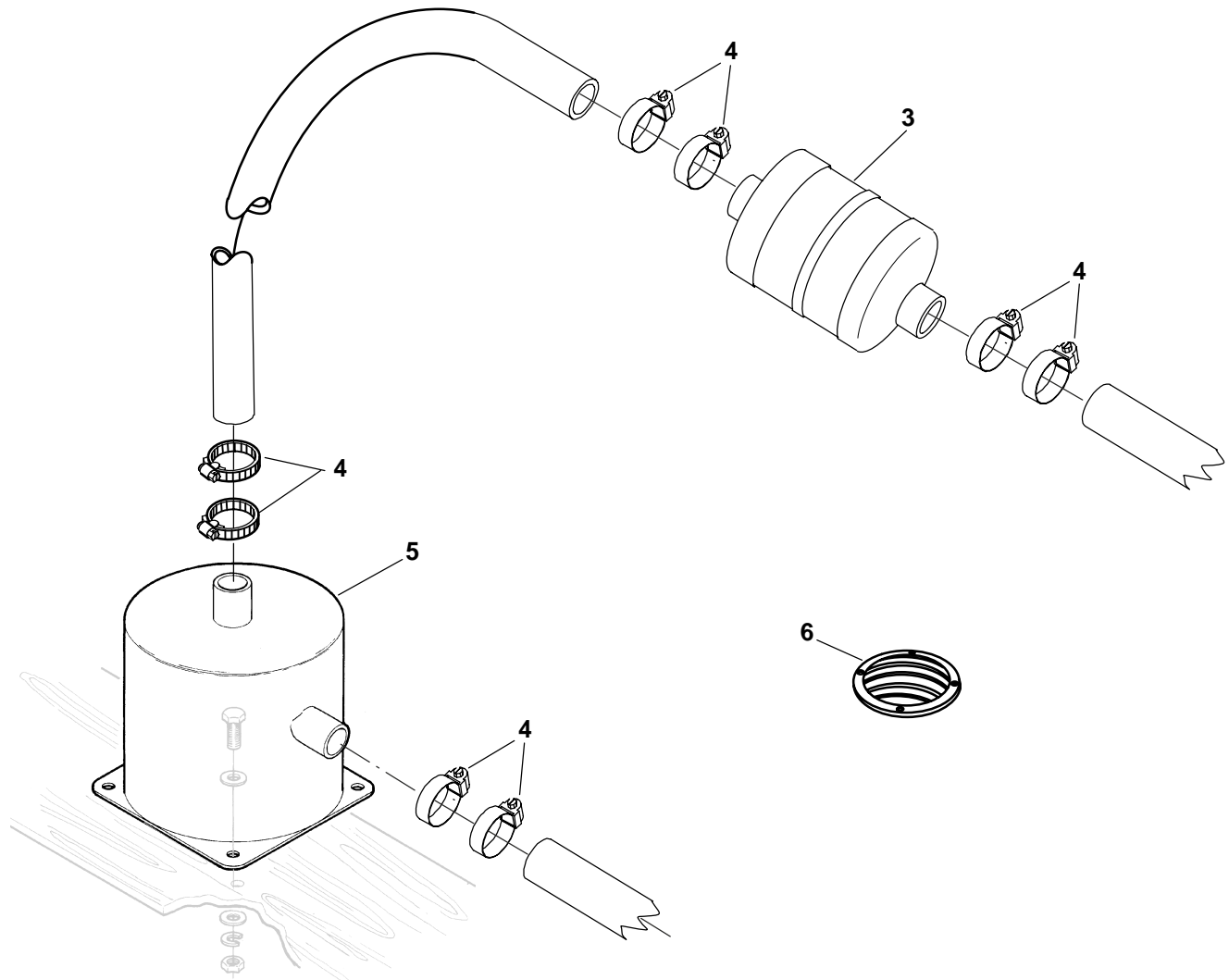
## Exhaust System



REF NO.	PART NO.	QTY USED	PART DESCRIPTION	REF NO.	PART NO.	QTY USED	PART DESCRIPTION
1	503-1840	1	Hose, Cooling	14	154-2876	1	Gasket, Exhaust Elbow
2	503-1137	2	Clamp, Hose	15	154-2877	1	Elbow, Exhaust
3	502-1188	2	Elbow (90 deg.)	16	850-0114-54	9	Washer, Lock (M8)
4	862-0026-54	1	Nut (M6 x 1mm)	17	800-6057	9	Screw, Hex Head Cap (M8 x 1.25 x 20mm)
5	518-0515	1	Clamp	18	309-0597	1	Switch, High Exhaust Temperature (S16)
6			Nut, Hex (M6 x 1)	19	503-1142	4	Clamp, Hose
	862-0026-54	4	MDKUB	20	853-0040-03	1	Washer, ET Lock (#8)
	862-0026-54	6	MDKWB	21	860-0010	1	Nut, Hex (#8-32)
7			Washer, Lock (M6)	22	503-2013	1	Hose, Wet Exhaust (2" I.D. x 4.75" Long)
	850-0114-53	4	MDKUB	23			Tube, Exhaust
	850-0114-53	6	MDKWB		155-2673-01	1	MDKUB
8			Manifold Assy (Includes Cap and Filler)		155-2674-01	1	MDKWB
	179-2663	1	MDKUB	24			Hose, Exhaust
	179-2662	1	MDKWB		503-1963-04	1	2" x 3'
9	130-3721	1	Cap, Filler		503-1963-05	1	2" x 5'
10	130-2333	1	Neck, Filler		503-1353	1	2" x 10'
11			Manifold, Exhaust		503-1320	1	2" (Bulk Hose)
	154-2874	1	MDKUB				
	154-2875	1	MDKWB				
12			Stud (M6)				
	520-2041	4	MDKUB				
	520-2041	6	MDKWB				
13			Gasket, Exhaust Manifold				
	154-2861	1	MDKUB				
	154-2862	1	MDKWB				



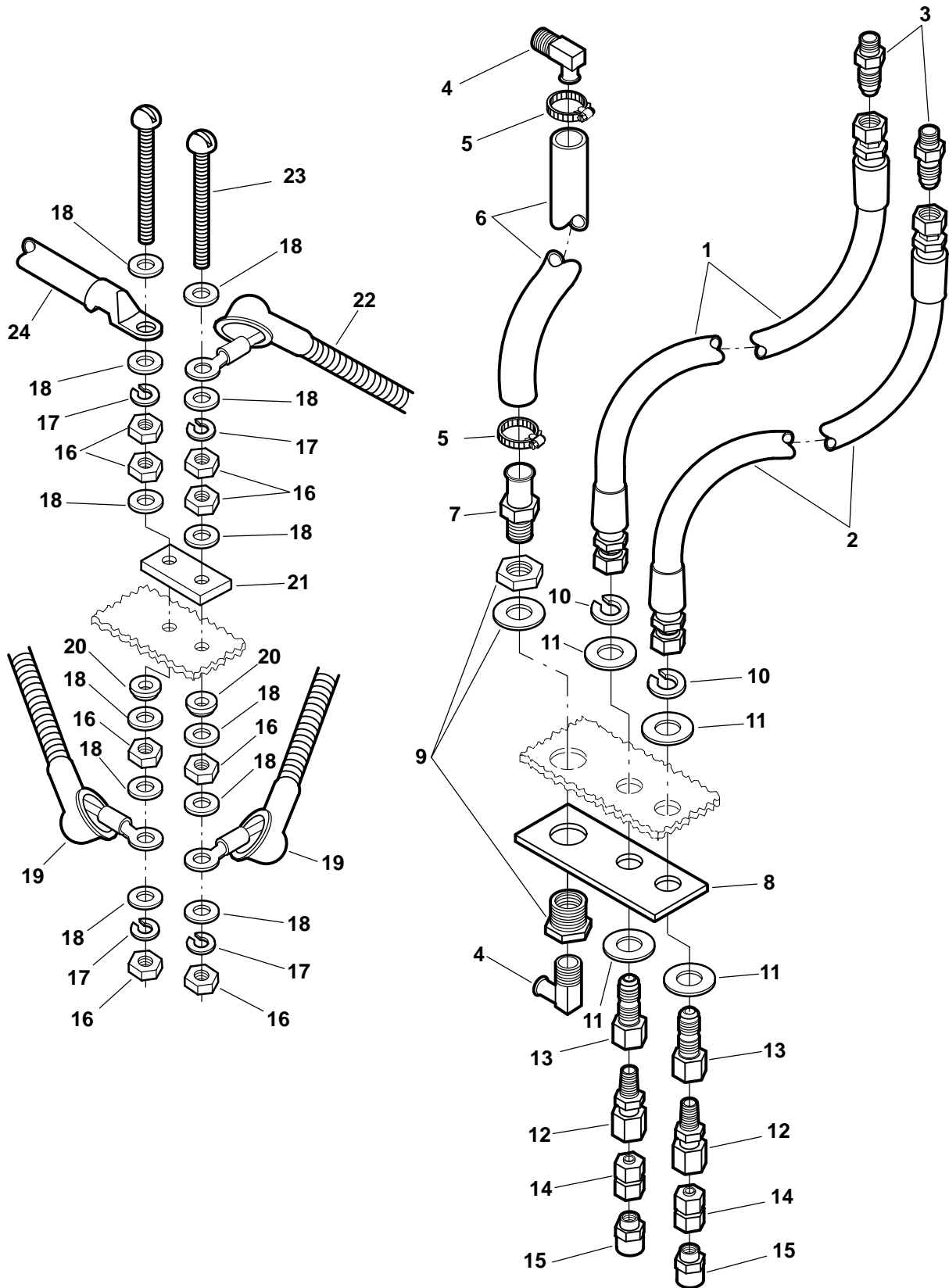
## Resonator



REF NO.	PART NO.	QTY USED	PART DESCRIPTION	REF NO.	PART NO.	QTY USED	PART DESCRIPTION
1	155-3147	1	Kit, Marine Muffler (Includes Parts Marked *)	4	503-1142	12	*Clamp, Hose
2	155-3239	1	Kit, Resonator (Includes Resonator and Instruction Sheet) (Replaces Old Vetus Resonator)	5	155-2029	1	*Muffler, Marine
3	155-3149	1	*Resonator, Marine (2")	6	155-1002	1	*Strainer, Slotted

\* – Parts Included in Marine Muffler Kit.

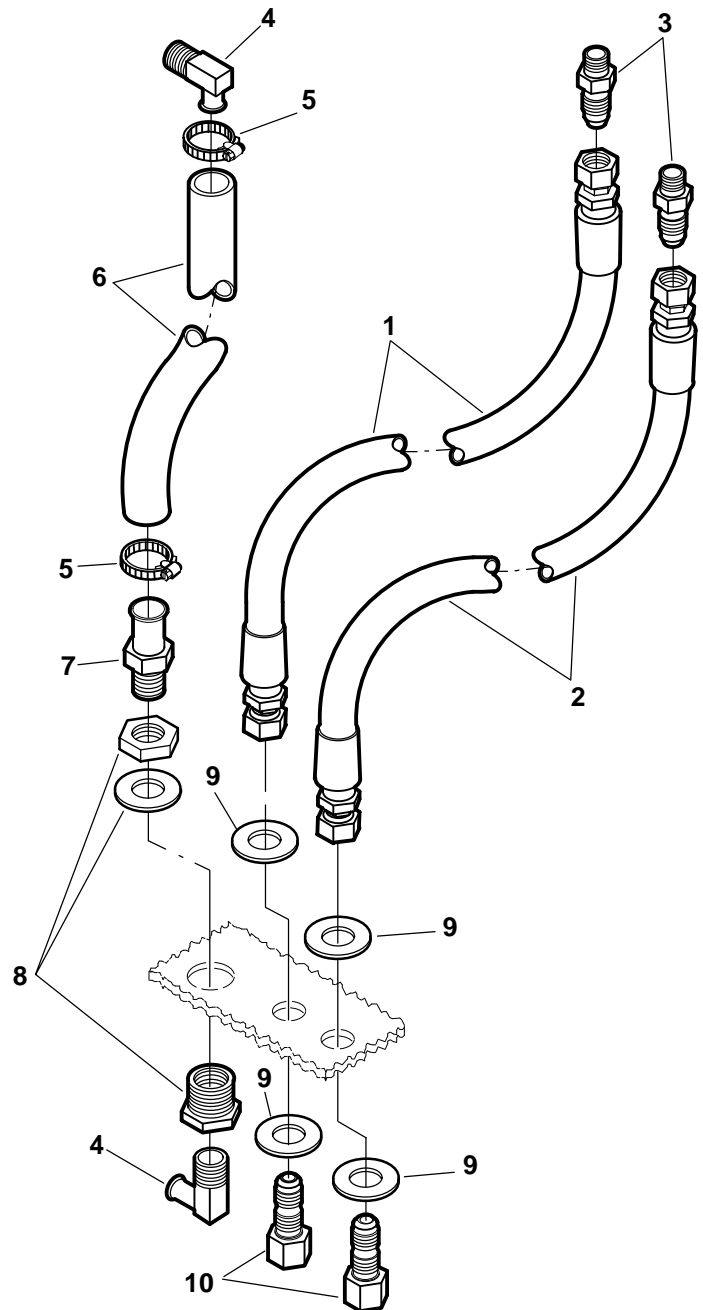
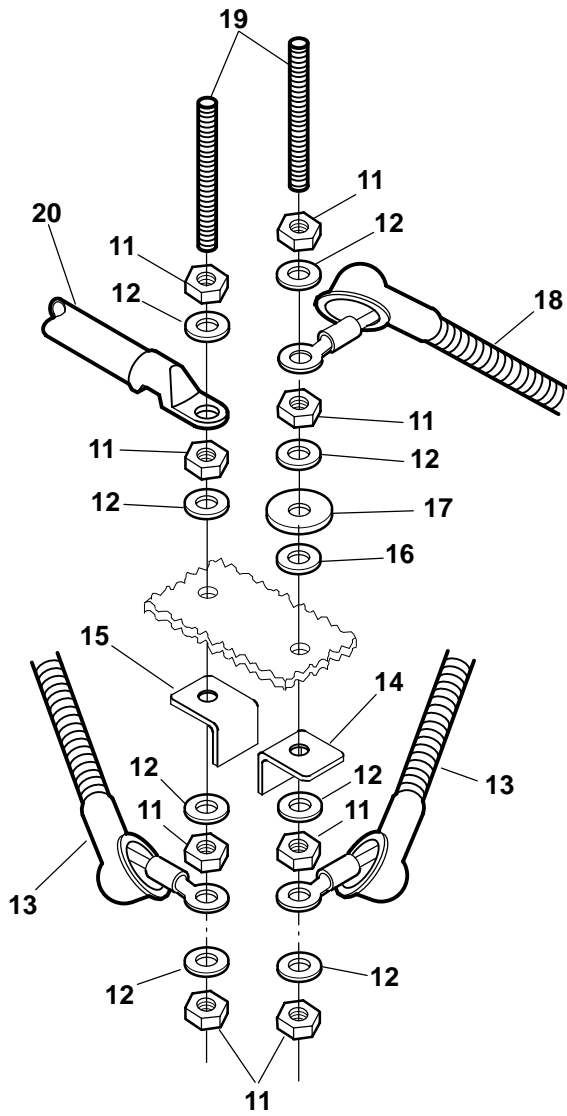
# **Bulkhead (Spec A-B)**



## Bulkhead (Spec A-B)

REF NO.	PART NO.	QTY USED	PART DESCRIPTION	REF NO.	PART NO.	QTY USED	PART DESCRIPTION
1			Line, Return Fuel	13			Connector, Female Bulkhead
	501-0611-01	1	Spec A		502-1206	2	Spec A
	501-0672-01	1	Spec B (28 1/2") (Shown)		505-1489	2	Spec B
2			Line, Inlet Fuel	14	505-1484	2	Adapter, Pipe (Spec A)
	501-0611-02	1	5.0 KW (Spec A)	15	505-1486	2	Coupling, Reducer (Spec A)
	501-0611-03	1	6.0/7.5/9.0 KW (Spec A)	16	871-0025	8	Nut, Brass Hex (5/16-18)
	501-0672-02	1	Spec B (38 1/2") (Shown)	17	850-0045	4	Washer, Lock (5/16)
3	505-1490	2	Connector, Male (Spec B)	18	526-0054	12	Washer, Flat (5/16)
4	502-0942	2	Elbow, 90° Hose (Beaded)	19			Insulator, Terminal
					332-2112-00	1	Black
5	503-0977	2	Clamp, Hose (#10 SS)		332-2112-01	1	Red
6	503-1496	1	Hose, Coolant	20	508-0332	2	Washer, Phenolic
7	502-0943	1	Connector, Hose (Beaded)	21	232-3791	1	Plate, Insulating
8	405-4810-03	1	Panel, Bulkhead (Spec A Only)	22	416-0987-02	1	Cable Assy, Battery (Pos)
9	502-1209	1	Coupling, Anchor	23	810-0186	2	Screw, Round Head Brass Machine (5/16-18 x 2 1/2")
10	850-0065	2	Washer, Lock (9/16") (Spec A)				
11	526-0406	4	Washer, Flat	24	226-4706-01	1	Cable Assy, Battery (Neg)
12	505-1485	2	Adapter, NPT Metric (Spec A & B)				

# **Bulkhead** **(Begin Spec C)**

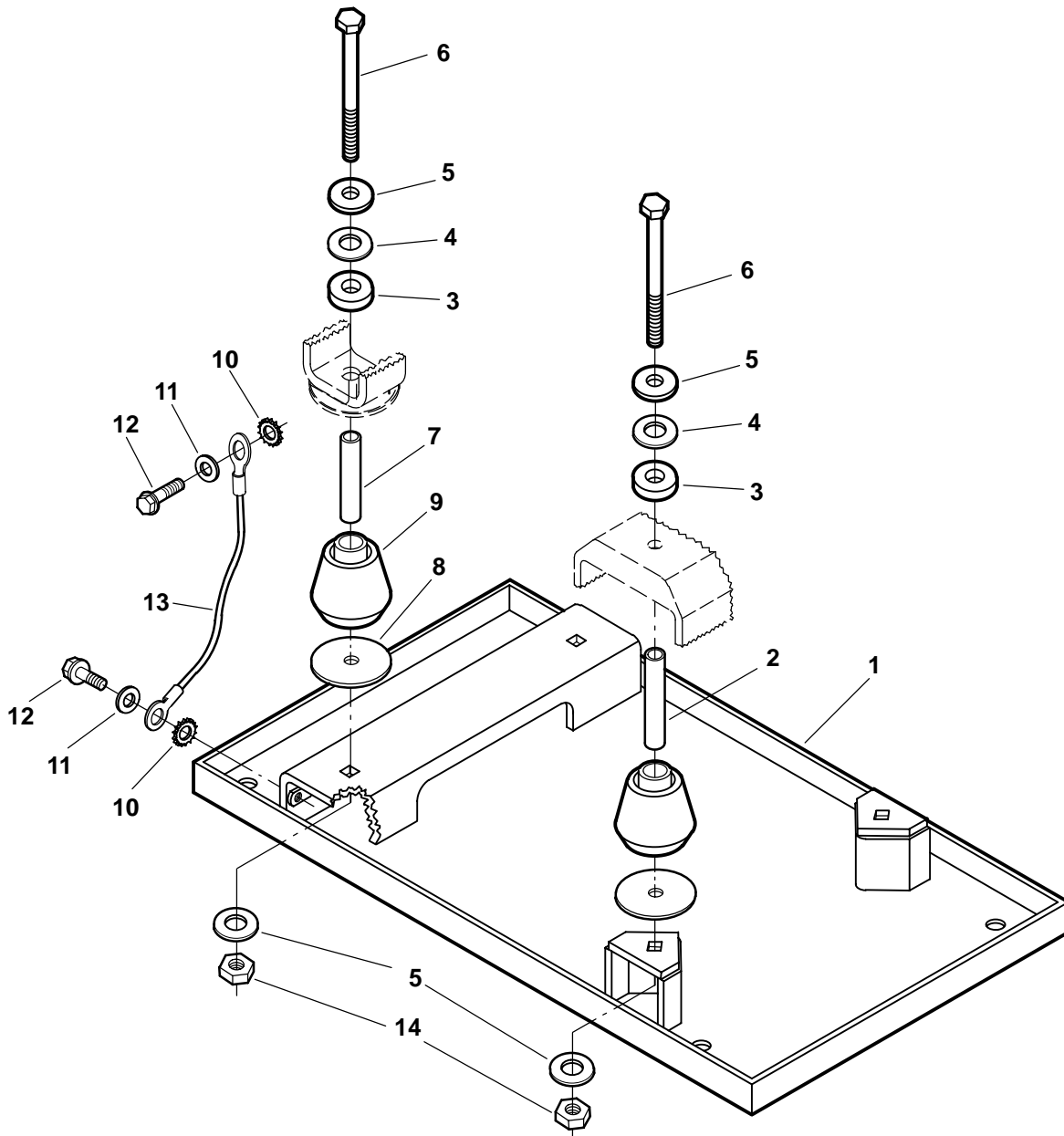




**Bulkhead  
(Begin Spec C)**

REF NO.	PART NO.	QTY USED	PART DESCRIPTION	REF NO.	PART NO.	QTY USED	PART DESCRIPTION
1	501-0672-01	1	Line, Return Fuel (28.5")	11	871-0025	8	Nut, Brass Hex (5/16-18)
2			Line, Inlet Fuel	12	526-0054	8	Washer, Flat (5/16)
	501-0672-02	1	Spec C,D (38.5")	13			Insulator, Terminal
	501-0672-03	1	Begin Spec E (35.5")		332-2112-00	1	Black
3	505-1490	2	Connector, Male (Spec B)		332-2112-01	1	Red
4	502-0942	2	Elbow, 90° Hose (Beaded)	14	370-1137-01	2	Angle, Red Insulating
5	503-0977	2	Clamp, Hose (#10 SS)	15	370-1137-02	1	Angle, Black Insulating
6	503-1496	1	Hose, Coolant	16	508-0334	2	Washer, Phenolic
7	502-0943	1	Connector, Hose (Beaded)	17	508-0328	4	Washer, Lock (5/16)
8	502-1209	1	Coupling, Anchor	18	416-0987-02	1	Cable Assy, Battery (Pos)
9	526-0406	4	Washer, Flat	19	332-3286	2	Stud
10	505-1489		Connector, Female Bulkhead	20	226-4706-01	1	Cable Assy, Battery (Neg)29.5"

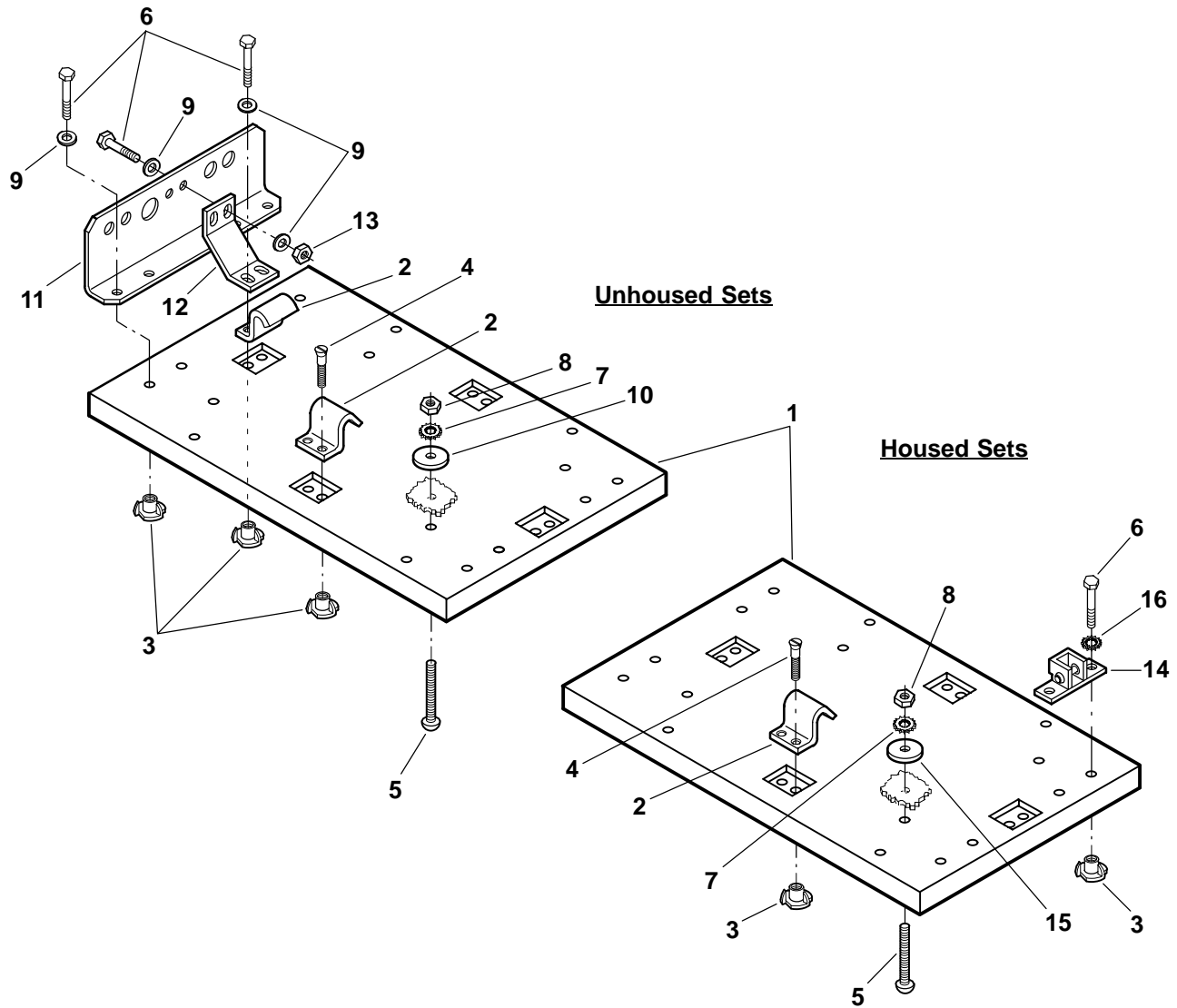
## Drip Pan



REF NO.	PART NO.	QTY USED	PART DESCRIPTION
1	403-3348-02	1	Pan, Drip MDKUB
	403-3355-02	1	MDKWB
2	402-0290	2	Bushing, Spacer
3	402-0282	4	Snubber
4	526-0198	4	Washer, Flat (9/16")
5	526-0014	8	Washer, Flat (5/16")
6	800-0311	4	Screw, Hex Head Cap (7/16-14 x 3-3/4)
7	370-4028	2	Bushing, Spacer
8	526-0195	4	Washer, Flat (7/16")

REF NO.	PART NO.	QTY USED	PART DESCRIPTION
9	402-0284	4	Cushion, Vibration
10	853-0040-54	2	Washer, External Tooth Lock (M6)
11	526-0399-58	2	Washer, Flat (M6)
12	815-0261	2	Screw, Hex Washer Head Cap (M6 x 1 x 12.5mm) Thread Forming
13	226-4436		Strap, Ground 6.5" Spec A
	226-4632		19" Begin Spec B
14	862-0010	4	Nut, Hex (7/16-14)

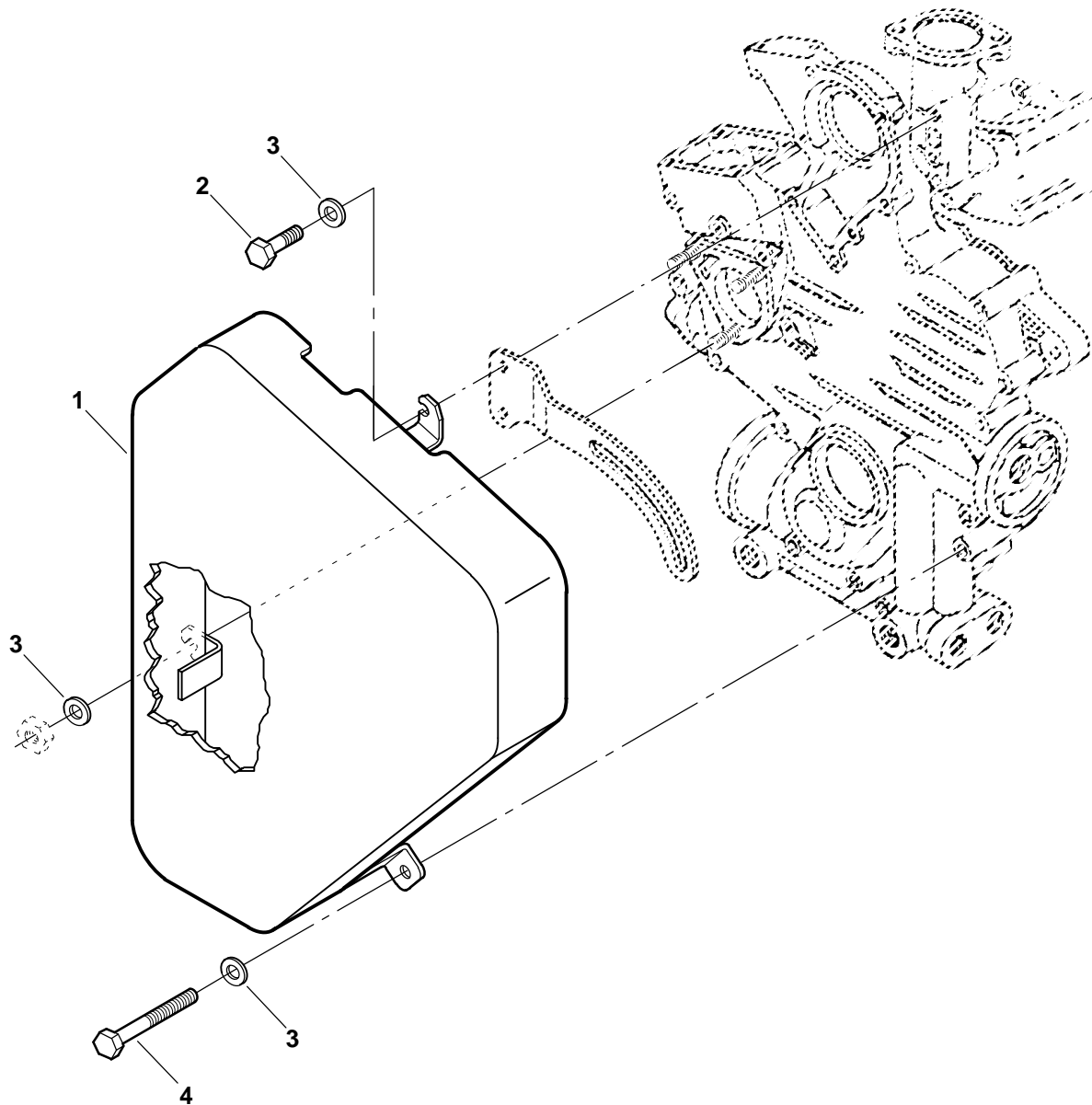
## Mounting Base



REF NO.	PART NO.	QTY USED	PART DESCRIPTION	REF NO.	PART NO.	QTY USED	PART DESCRIPTION
			Base Assy	5	816-0151	4	Bolt, Carriage (3/8-16 x 1-3/4")
			MDKUB	6			Screw, Hex Head Cap (5/16-18 x 3/4")
	405-4609-01	1	Housed Units		800-0026	8	Housed Units
	405-5195-01	1	Unhoused Units		821-5003-03	8	Unhoused Units
			MDKWB	7	856-0010	4	Washer, EIT Lock (3/8)
	405-4609-02	1	Housed Units	8	862-1011	4	Nut, Hex (3/8-16)
	405-5195-02	1	Unhoused Units	9	526-0399-61	2	Washer, Flat (5/16) (Unhoused)
1			Base, Housing/Mounting	10	526-0077	4	Washer, Flat (3/8") (Unhoused)
	405-4595-S2	1	MDKUB	11	403-3727-03	1	Plate, Bulkhead (Unhoused)
	405-4619-S2	1	MDKWB	12	403-3728-03	1	Bracket, Bulkhead (Unhoused)
2			Bracket, Drip Pan	13	870-0550-07	2	Nut, Hex Flange (5/16-18) (Unhoused)
	405-4679-02	4	Black	14	405-4749	4	Bracket Assy, Pin (Housed)
	405-4679-03	4	White	15	526-0017	4	Washer, Flat (7/16") (Housed)
3			Nut, Tee (5/16-18)	16	855-0013	8	Washer, EIT Lock (5/16) (Housed)
	870-0413	16	Housed Units				
	870-0413	12	Unhoused Units				
4			Screw, Slot (5/16-18 x 5/8")				
	814-0176	8	Housed Units				
	814-0176	6	Unhoused Units				

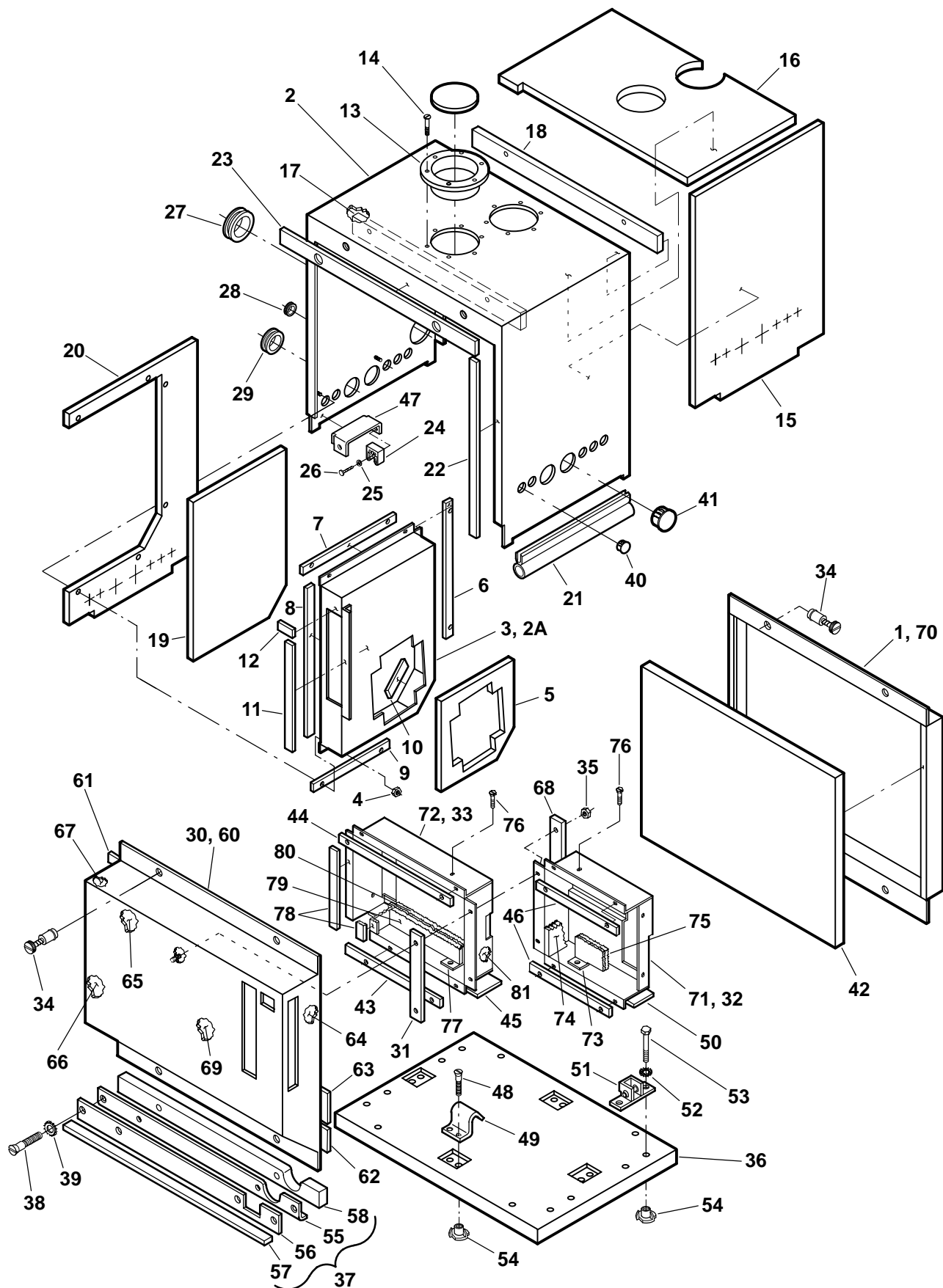


## Belt Guard (Unhoused Units)



REF NO.	PART NO.	QTY USED	PART DESCRIPTION
1	130-4363-03	1	Guard, Belt
2	800-2034	1	Screw, Hex Head Cap (M6 x 1 x 20mm)
3	526-2081	3	Washer, Flat (M6)
4	800-2041	1	Screw, Hex Head Cap (M6 x 1 x 55mm)

# Housing Spec A

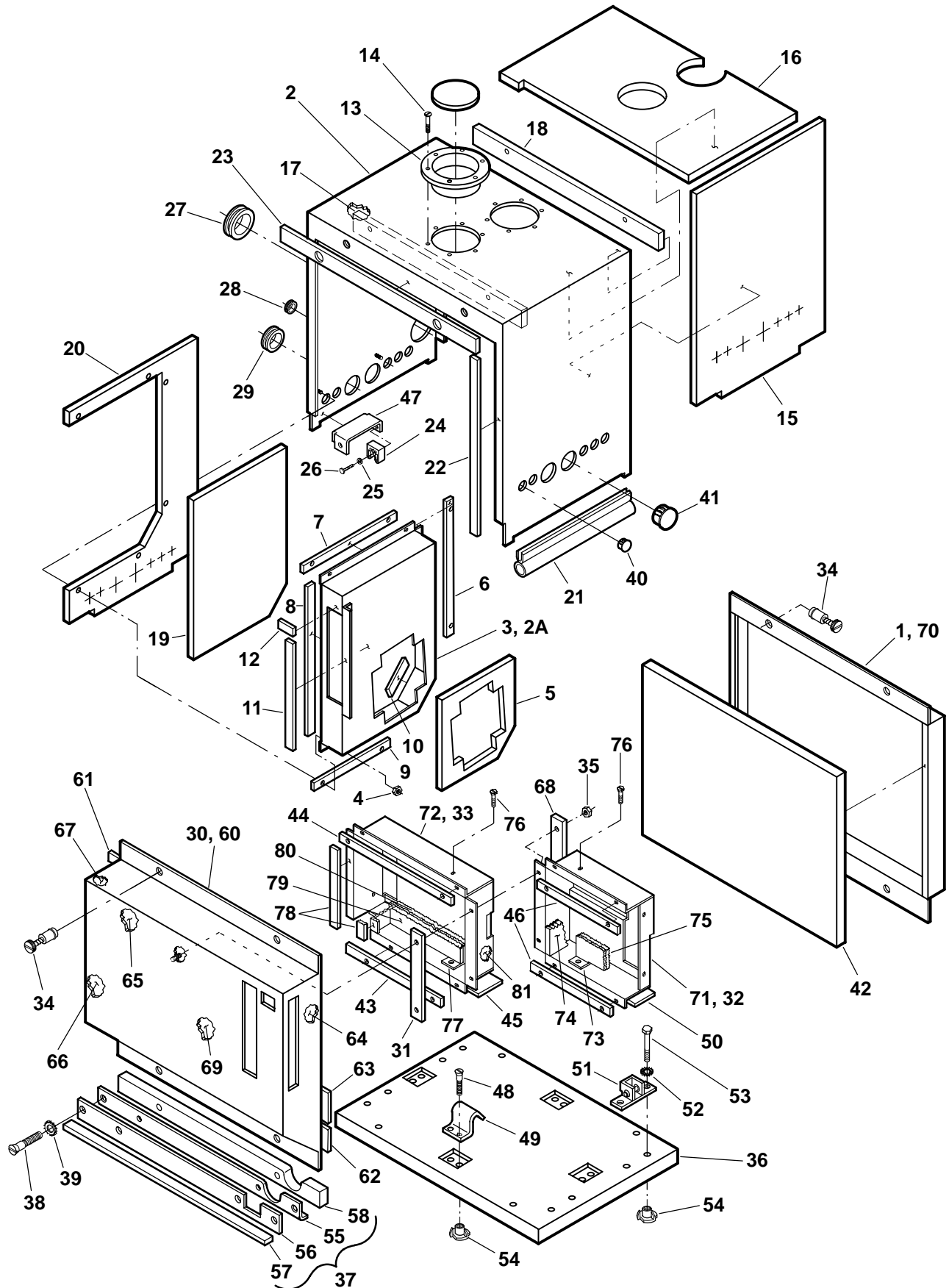


## Housing Spec A

REF NO.	PART NO.	QTY USED	PART DESCRIPTION	REF NO.	PART NO.	QTY USED	PART DESCRIPTION
1			^Door, Rear	34	406-0742	8	^+Screw, Panel (Spring Eject.)
	405-4594-03	1	MDKUB	35	870-0235	10	+Nut, Self Locking (#8-32)
	405-4611-03	1	MDKWB	36			Base, Housing
2			#Housing		405-4595-02	1	MDKUB
	405-4598-03	1	MDKUB		405-4619-02	1	MDKWB
	405-4617-03	1	MDKWB	37			#Housing Assy, Side (Includes Parts Marked @)
2A	405-4606	1	Baffle, Housing (Includes Parts Marked *)		405-4761-01	2	MDKUB
3	405-4603-03	1	*Weldment, Baffle		405-4761-02	2	MDKWB
4	870-0235	6	#Nut, Self Locking Hex(#8-32)	38	814-0148	4	Screw, Flat Head Machine (1/4-20 x 1/2")
5	405-4704	1	*Insulation, Baffle	39	855-0011	4	Washer, ET Lock (1/4)
6	405-4718	1	*Gasket, Baffle	40	517-0137	5	Plug, Hole
7	405-4719	1	*Gasket, Baffle	41	517-0138-07	2	Plug, Hole
8	405-4721	1	*Gasket, Baffle	42			^Insulation, Rear Door
9	405-4720	1	*Gasket, Baffle		405-4703	1	MDKUB
10	405-4722	1	*Gasket, Baffle		405-4712	1	MDKWB
11	405-4724	1	*Gasket, Baffle	43			◇Gasket, Baffle
12	405-4723	2	*Gasket, Baffle		405-4748-01	1	MDKUB
13	405-4714	2	Cover, Access		405-4748-02	1	MDKWB
14	815-0142	12	Screw, Flat Head Machine (#6-32 x 1/2")	44			◇Gasket, Baffle
15	405-4691	1	#Insulation, Side Housing		405-4747-01	1	MDKUB
16			#Insulation, Roof		405-4747-02	1	MDKWB
	405-4690	1	MDKUB	45			◇Insulation, Baffle (Generator End)
	405-4705	1	MDKWB		405-4735-01	1	MDKUB
17			#Insulation, Front Housing		405-4735-02	1	MDKWB
	405-4695	1	MDKUB	46			ΩGasket, Baffle
	405-4707	1	MDKWB		405-4746-01	2	MDKUB
18			#Insulation, Rear Housing		405-4746-02	2	MDKWB
	405-4697	1	MDKUB	47			Support, Housing Clip
	405-4709	1	MDKWB		405-4713	2	Left Hand
19	405-4693	1	#Insulation, Side Housing		405-4596	2	Right Hand
20	405-4692	1	#Insulation, Side Housing	48	814-0176	8	Screw, Flat Head Slot (15/16-18 x 5/8")
21	405-4754	2	#Seal, Housing	49	405-4679-02	4	Bracket, Drip Pan
22	405-4752	4	#Gasket, Housing	50			ΩInsulation, Baffle (Engine End)
23			#Gasket, Housing		405-4744-01	1	MDKUB
	405-4751-01	2	MDKUB		405-4744-02	1	MDKWB
	405-4751-02	2	MDKWB	51	406-4610	4	Bracket Assembly, Pin
24	405-1872	4	#Clip, Door	52	855-0013	8	Washer, EIT Lock (5/16")
25	526-0003	8	#Washer, Flat (#8)	53	800-0026	8	Screw, Hex Head Cap (5/16 - 18 x 3/4")
26	818-0150	8	#Rivet, Drive Pin	54	870-0413	16	Nut, Tee (5/16 - 18)
27	508-0063	1	#Grommet	55			@Housing, Side
28	508-0071	5	#Grommet		405-4681-03	2	MDKUB
29	508-0055	2	#Grommet		405-4616-03	2	MDKWB
30			+Door, Front				
	405-4599-03	1	MDKUB				
	405-4608-03	1	MDKWB				
31	405-4745	1	+Gasket, Baffle				
32			+Baffle Assy, Door Air (Eng. End) (Includes Pats Marked Ω)				
	405-4682-01	1	MDKUB				
	405-4682-02	1	MDKWB				
33			+Baffle Assy, Door Air (Gen. End) (Includes Parts Marked ◇)				
	405-4729-01	1	MDKUB				
	405-4729-02	1	MDKWB				

\* - Parts Included in Housing Baffle.  
 @- Parts Included in Side Housing Assy.  
 # - Parts Included in Housing Assy.  
 + - Parts Included in Front Housing Door Assy.  
 ^ - Parts Included in Rear Housing Door Assy.  
 Ω - Parts Included in Door Air Baffle Assy (Engine End).  
 ◇ - Parts Included in Door Air Baffle Assy (Generator End).

# Housing Spec A



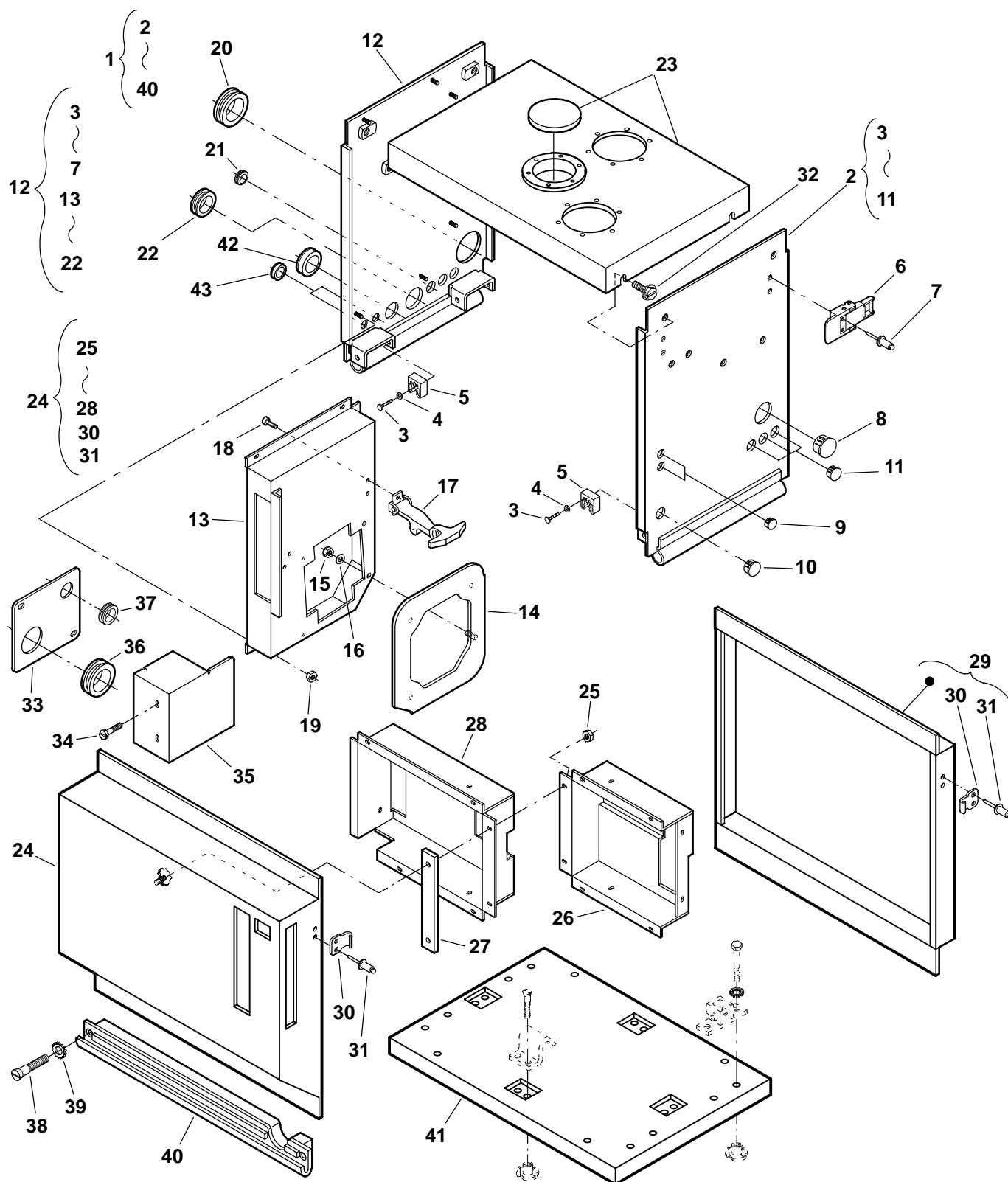


## Housing Spec A

REF NO.	PART NO.	QTY USED	PART DESCRIPTION	REF NO.	PART NO.	QTY USED	PART DESCRIPTION
56			@ Gasket, Housing	71			Ω Baffle, Door Air (Eng. End)
	405-4750-01	2	MDKUB		405-4601-03	1	MDKUB
	405-4750-02	2	MDKWB		405-4612-03	1	MDKWB
57			@ Gasket, Housing	72			◇ Weldment, Air Baffle (Gen. End)
	405-4753-01	2	MDKUB		405-4676-03	1	MDKUB
	405-4753-02	2	MDKWB		405-4615-03	1	MDKWB
58			@ Insulation, Housing	73			Ω Panel, Air Baffle (Eng. End)
	405-4696	2	MDKUB		405-4677-03	1	MDKUB
	405-4708	2	MDKWB		405-4684-03	1	MDKWB
59			Housing Assy (Includes Parts Marked #)	74	405-4738	1	Ω Insulation, Baffle (Eng. End)
	405-4614-01	1	MDKUB	75			Ω Insulation, Baffle (Eng. End)
	405-4614-02	1	MDKWB		405-4741-01	1	MDKUB
60			Door Assy, Front Housing (Includes Parts Marked +)		405-4741-02	1	MDKWB
	405-4600-01	1	MDKUB	76	815-0652	8	Ω ◇ Screw, Hex Head Slot (#10-32 x 1/2")
	405-4600-02	1	MDKWB	77			◇ Panel (Weldment) (Gen. End)
61			+ Insulation, Front Door		405-4771-03	1	MDKUB
	405-4699	1	MDKUB		405-4772-03	1	MDKWB
	405-4710	1	MDKWB	78	405-4749	2	◇ Gasket, Baffle
62			+ Insulation, Front Door	79			◇ Insulation, Door (Eng. End)
	405-4700	1	MDKUB		405-4727-01	1	MDKUB
	405-4711	1	MDKWB		405-4727-02	1	MDKWB
63			+ Insulation, Front Door	80			◇ Insulation, Baffle (Gen. End)
	405-4694	1	MDKUB		405-4730-01	1	MDKUB
	405-4706	1	MDKWB		405-4730-02	1	MDKWB
64	405-4701	1	+ Insulation, Front Door	81	405-4726	1	◇ Insulation, Baffle (Gen. End)
65			+ Insulation, Door (Gen. End)				
	405-4728-01	1	MDKUB				
	405-4728-02	1	MDKWB				
66	405-4731	1	+ Insulation, Door				
67	405-4702	1	+ Insulation, Front Door				
68	405-4698	1	+ Insulation, Front Door				
69			+ Insulation, Door (Eng. End)				
	405-4727-01	1	MDKUB				
	405-4727-02	1	MDKWB				
70			Door Assy, Rear Housing (Includes Parts Marked ^)				
	405-4597-01	1	MDKUB				
	405-4597-02	1	MDKWB				

- \* - Parts Included in Housing Baffle.
- @ - Parts Included in Side Housing Assy.
- # - Parts Included in Housing Assy.
- + - Parts Included in Front Housing Door Assy.
- ^ - Parts Included in Rear Housing Door Assy.
- Ω - Parts Included in Door Air Baffle Assy (Engine End).
- ◇ - Parts Included in Door Air Baffle Assy (Generator End).

## Housing Spec B

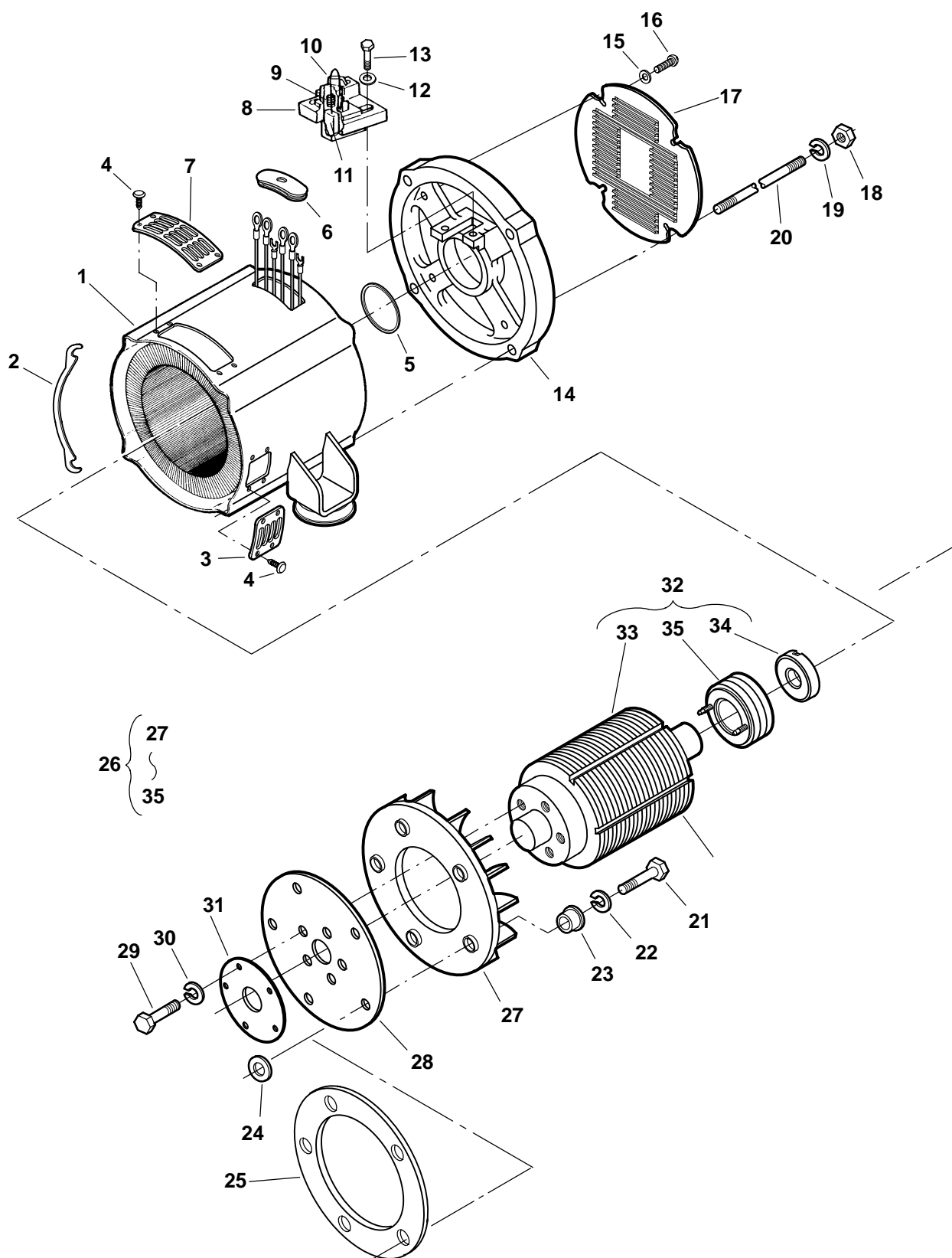


## Housing Spec B

REF NO.	PART NO.	QTY USED	PART DESCRIPTION	REF NO.	PART NO.	QTY USED	PART DESCRIPTION
1			Housing Assy (Includes Parts Marked *)	26			~ Baffle, Door Air (Engine)
			Spec B	405-4994-01	1		MDKUB
	405-4978-01	1	MDKUB	405-4994-02	1		MDKWB
	405-4978-02	1	MDKWB	27	405-5055	1	~ Gasket, Baffle
			Begin Spec C	28			~ Baffle, Door Air (Generator)
			W/2 Access Holes	405-4997-01	1		MDKUB
	405-5806-01	1	MDKUB	405-4997-02	1		MDKWB
	405-5806-02	1	MDKWB	29			* Door Assy, Rear (Includes Spring Catch and Rivets)
			W/3 Access Holes	405-4989-03	1		MDKUB
	405-5806-03	1	MDKUB	405-4989-04	1		MDKWB
	405-5806-04	1	MDKWB	30	406-0528-01	4	~ Catch, Spring
2	405-4979-01	1	* Housing Assy, Front (Includes Parts Marked ^)	31	818-0194	8	~ Rivet
3	818-0150	4	+ ^ Rivet, Drive Pin	32	815-0573	4	* Screw, Hex Washer Head
4	526-0003	4	+ ^ Washer, Flat (#8)	33	405-4715-03	1	* Bracket, Baffle
5	405-1872	4	+ ^ Clip, Door	34	815-0652	4	* Screw, Hex Head Slot (#10-32 x 1/2")
6	406-0528-02	4	+ ^ Catch, Spring	35			* Baffle, Muffler
7	818-0194	8	+ ^ Rivet				MDKUB
8	517-0138-07	1	^ Plug, Hole	405-4716-02	1		Black
9	517-0134	2	^ Plug, Hole	405-4716-03	1		White
10	517-0138	1	^ Plug, Hole				MDKWB
11	517-0137	3	^ Plug, Hole	405-4717-02	1		Black
12	405-5672-S2	1	* Housing Assy, Back (Includes Parts Marked +)	405-4717-03	1		White
13	405-4983	1	+ Baffle, Housing (Includes Plate, Nut, Washer, Latch and Rivet)	36	508-0234	1	* Grommet
14	405-5149-02	1	Plate, Baffle Seal	37	508-0071	1	* Grommet
15	870-0235	4	Nut, Self-Locking (8-32)	38	814-0148	4	* Screw, Flat Head Slot (1/4-20 x .50")
16	526-0062	8	Washer, Flat (.20 x .50)	39	855-0011	4	* Washer, ET Lock (1/4)
17	406-0744-01	2	Latch	40			* Rail Assy, Lower
18	818-0217-03	4	Rivet	405-5006-01	2		MDKUB
19	870-0235	6	+ Nut, Self Lock Hex (#8-32)	405-5006-02	2		MDKWB
20	508-0063	1	+ Grommet	41			Base Assy (See Separate Page for Components)
21	508-0071	1	+ Grommet				Housed Units
22	508-0055	1	+ Grommet	405-4609-01	1		MDKUB
23			* Housing Assy, Top (Includes Access Cover and Screws)	405-4609-02	1		MDKWB
			W/2 Access Holes	405-5195-01	1		Unhoused Units
	405-4986-03		MDKUB	405-5195-02	1		MDKWB
	405-4986-04		MDKWB	42	517-0122	1	Plug, Plastic Cover
			W/3 Access Holes	43	517-0090	1	Plug, Plastic Cover
	405-4986-07		MDKUB				
	405-4986-08		MDKWB				
24			* Door Assy, Front (Includes Parts Marked ~)				
	405-4992-03	1	MDKUB				
	405-4992-04	1	MDKWB				
25	870-0235	10	~ Nut, Self Locking Hex				

\* - Parts Included in Housing Assy.  
 ^ - Parts Included in Front Housing Assy.  
 + - Parts Included in Back Housing Assy.  
 ~ - Parts Included in Front Door Assy.

# Generator



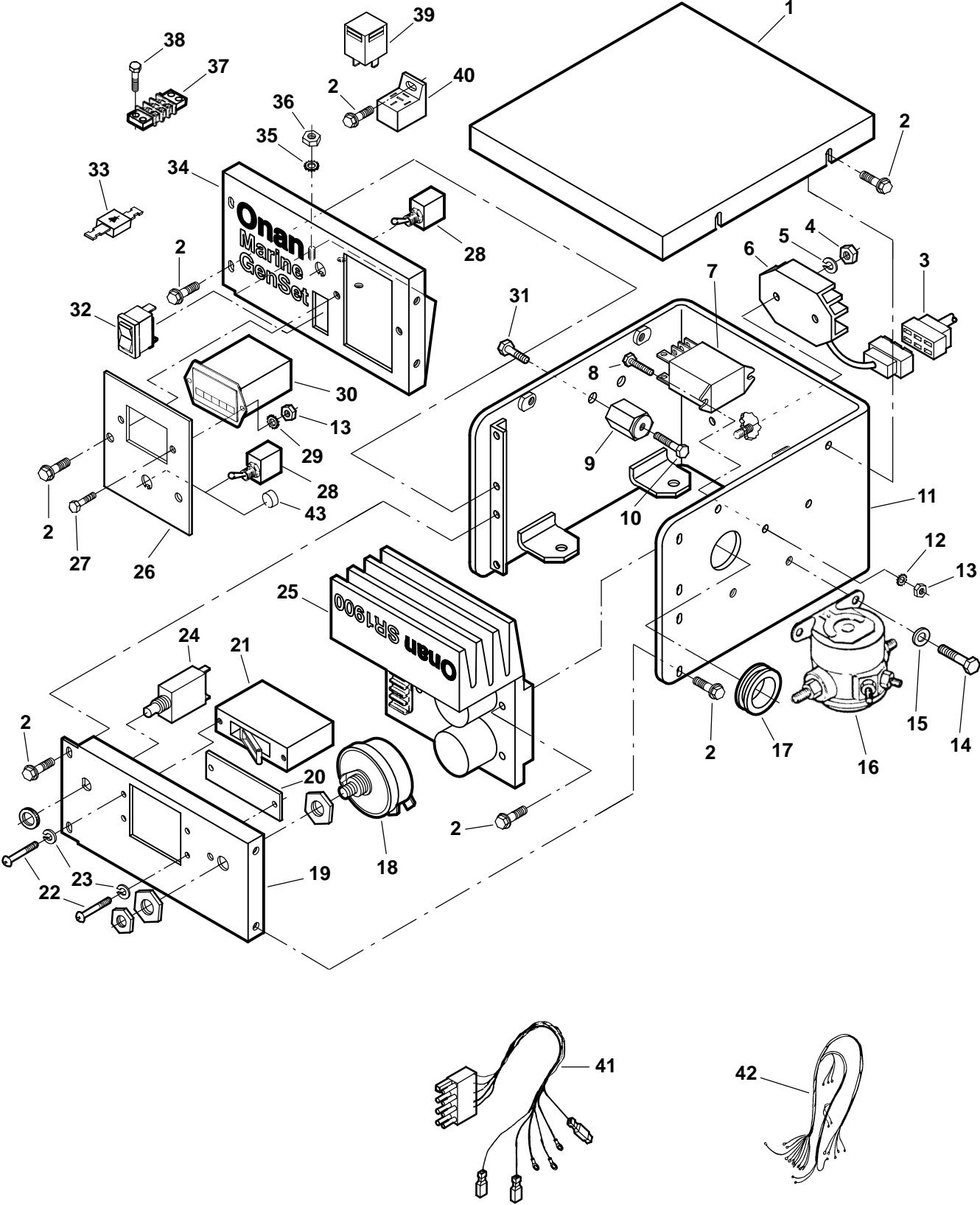
## Generator

REF NO.	PART NO.	QTY USED	PART DESCRIPTION	REF NO.	PART NO.	QTY USED	PART DESCRIPTION
1			Stator	21	800-3017-20	5	Screw, Hex Head Cap (M8 x 1.25 x 25mm)
	220-4441-01	1	MDKUB	22	850-0114-54	5	Washer, Lock (M8)
	220-4441-02	1	MDKWB	23	232-3296	5	Spacer, Fan
2	232-3856-02	1	Shim (Spec A) (Use as Required)	24	232-3719-02	5	Spacer, Drive Disc
3	232-3651	1	Guard, Fan (Small)	25	232-4070	1	Spacer, Drive Disc
4	518-0649	16	Clip, Push On	26			Rotor Assy, Generator Fan (Includes Parts Marked *)
5	509-0196	1	O'Ring (Spec A)		201-3487-S1	1	MDKUB
6	508-1085	1	Grommet, Lead Out		201-3487-S2	1	MDKWB
7	232-3632	3	Guard, Fan (Large)	27	205-0203	1	*Fan, Generator
8	212-1285	1	Block Assy, Brush (Includes Brushes & Springs)	28	232-3633	1	*Disc, Generator Drive
9	212-1276-03	2	Spring, Generator Brush	29	718-1037	5	*Screw, Hex Head Cap (M8 x 1.25 x 25mm)
10	212-1286	1	Block, Brush (with Terminal)	30	850-2008	5	*Washer, Lock (M8)
11	214-0103	2	Brush, Generator	31	232-3671	1	*Ring, Clamp
12	526-0399-56	2	Washer, Flat (M5)	32			*Rotor Assy, Generator (Includes Parts Marked +)
13	800-0309-89	2	Screw, Hex Head Machine (M5 x 0.8 x 16mm)		201-3350-01	1	MDKUB
14	211-0447	1	Endbell		201-3350-02	1	MDKWB
15	526-0003	4	Washer, Flat (#8)	33	232-3649	1	+Hub, Rotor
16	815-0862	4	Screw, Round Head Machine (M4 x 0.7 x 10mm)	34	510-0099	1	+Bearing, Ball
17	211-0448-02	1	Cover, Endbell (Unhoused Units)	35	204-0141	1	+Ring, Collector
18	862-0003	4	Nut, Hex (3/8-16)				
19	850-0114-07	4	Washer, Lock (3/8)				
20			Stud (3/8-16)				
	520-0998-01	4	MDKUB				
	520-0998-02	4	MDKWB				

\* - Parts Included in Generator Fan Rotor Assy.

+ - Parts Included in Generator Rotor Assy.

Control Box



## Control Box

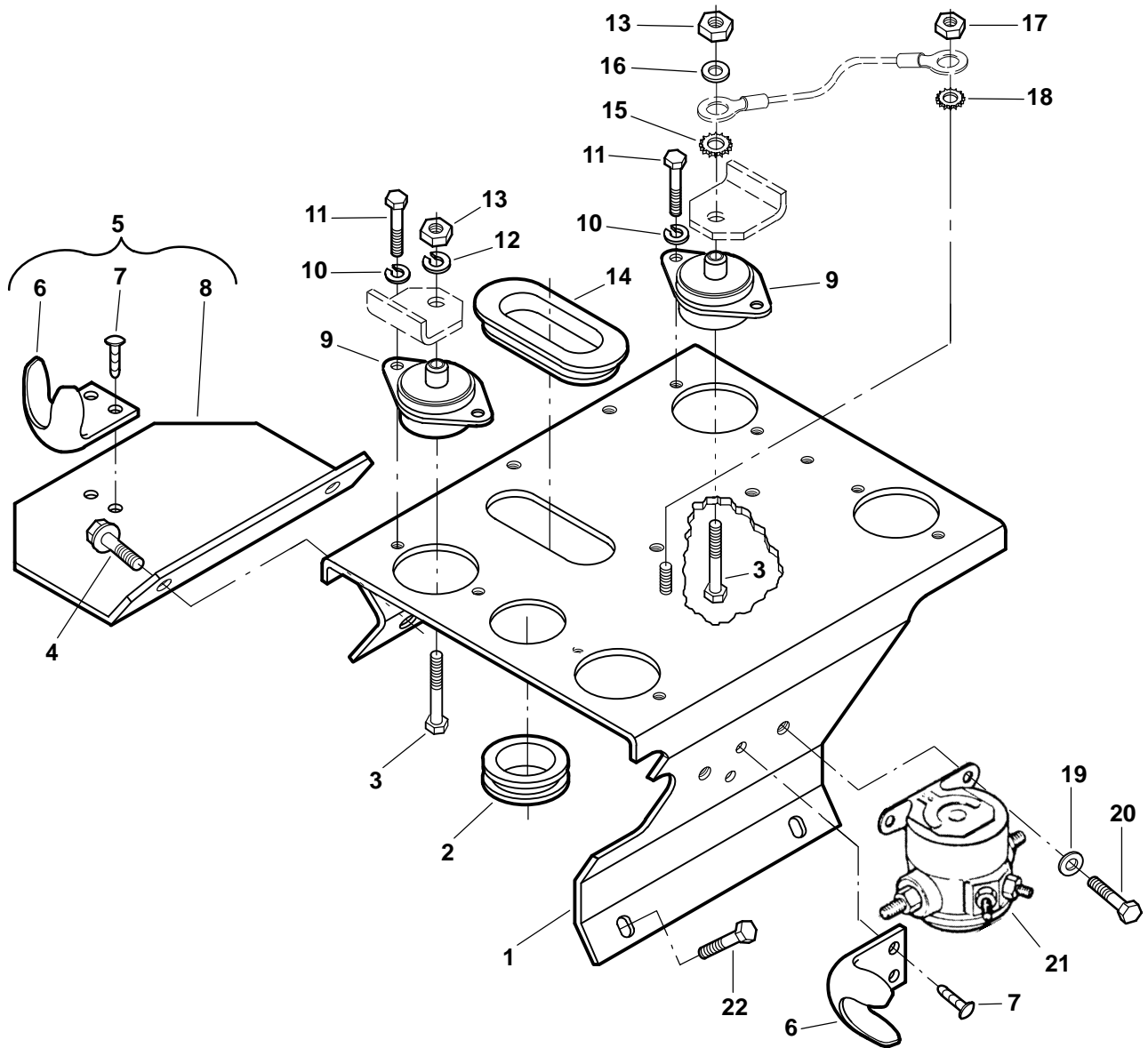
REF NO.	PART NO.	QTY USED	PART DESCRIPTION	REF NO.	PART NO.	QTY USED	PART DESCRIPTION
1	319-1461-02	1	Cover, Control	22	812-0061	4	Screw, Round Head Machine (Breaker Mounting) (#6-32 x 3/8")
2	800-3022	19	Screw, Lock Head Flange (M5 x 0.8 x 14mm)	23	850-0020	4	Washer, Lock (.25 OD x .042 ID)
3	323-1573	1	Plug, Mating	24	320-1769	1	Breaker, Circuit (Field) (CB2) (Includes Nut)
4	860-2021	2	Nut, Hex (M6 x 1mm)	25	305-0854-04	1	Regulator, AC Voltage (VR1)
5	850-0114-53	2	Washer, Lock (M6)	26			*Panel, Start/Stop
6			Regulator, DC Voltage		319-1458-02	1	With Time Totalizing Meter Holes
	191-2095	1	Spec A-C		319-1893-02	1	Without Time Totalizing Meter Holes
	185-7396	1	Begin Spec D	27	800-3019	2	Screw, Hex Head Cap (M3 x 0.5 x 14mm)
7	307-2594	1	Relay, Start Disconnect (K16)	28	308-1017	2	Switch, Toggle (S10, 12)
8	800-3019	2	Screw (M3 x 0.5 x 14)	29	853-0040-51	2	Washer, ET Lock (M3)
9	332-2370	2	Standoff, Insulating	30	302-0885	1	Meter, Time Totalizing (M18)
10	821-0009	2	Screw, (1/4-20 x 3/8") (Units With 1 Pole Main Line Breaker)	31	821-0008	2	Screw (1/4-20 x 5/16")
11			Wrapper, Control	32	320-1739	1	Breaker, Circuit (CB08)
	319-1660-02	1	Spec A,B	33	357-0030	1	Rectifier (CR12)
	319-3101-02	1	Begin Spec C	34			Panel, DC Control
12	853-0001	2	Washer, ET Lock (.12)		319-1669-02	1	W/Removeable Panel
13	860-2053	4	Nut, Hex (M3 x .5mm)		319-3066-02	1	W/O Removeable Panel
14	800-6029	2	Screw, Hex Head Cap (M6 x 1 x 12mm) (Begin Spec B)	35	853-0040-53	1	Washer, ET Lock (M5)
15	526-0399-58	2	Washer, Flat (M6) (Begin Spec B)	36	860-2020	1	Nut, Hex (M5 x 0.8)
16	307-1617	1	Relay, Start Solenoid	37	332-3136	1	Block, Terminal (TB13)
17	508-0258	1	Grommet	38	800-3021	2	Screw, Hex Head Cap (M4 x 0.7 x 16mm)
18	303-0285	1	Potentiometer (R1) (Includes Nuts)	39	307-2767	4	Relay 24 VDC SPDT (K04, 11, 13, 15)
19	319-1665-02	1	Panel, AC Control	40	323-1563	4	Socket, Relay
20	320-1813-02	1	Plate, Control Cover (Units With 1 Pole Main Line Breaker)	41	338-2793	1	Harness, Panel Wiring
21			Breaker, Circuit (Main Line) (CB1)	42			Harness, Start/Stop Panel (For Use When Panel is Remote Mounted - Spec A-B Only)
			MDKUB		338-2794	1	15 Feet
	320-1690-16	1	25A		338-2794-01	1	25 Feet
	320-1690-10	1	55A		338-2794-02	1	45 Feet
	320-1689-03	1	Spec 54477, 58558, 64313 (25 Amp)	43	517-0132	1	Plug, Hole
	320-1689-04	1	Spec 54476, 60508, 68572 (30 Amp)				
			MDKWB				
	320-1690-01	1	Spec 56679, 58559 (35 Amp)				
	320-1690-05	1	Spec 56678, 60507 (80 Amp)				
	320-1689-05	1	Spec 54477, 58558 (35 Amp)				
	320-1689-06	1	Spec 54476, 60508 (40 Amp)				

\* - Part Used With Start/Stop Panel Harness When Remote Mounted.

# - Parts Included in Voltage Regulator Harness.

+ - Parts Included in Engine Harnes (Begin Spec C).


## Control Mount



REF NO.	PART NO.	QTY USED	PART DESCRIPTION	REF NO.	PART NO.	QTY USED	PART DESCRIPTION
1	319-1657-02	1	Saddle, Control	12	850-0114-53	3	Washer, Lock (M6)
2	155-1252	1	Grommet (Begin Spec B)	13	860-2021	4	Nut, Hex (M6 x 1mm)
3	800-3023	4	Screw, Hex Head Cap (M6 x 1 x 40mm)	14	508-1057	1	Grommet
4	815-0290	2	Screw (1/4-20 x 5/8") (Housed Sets)	15	853-0040-54	1	Washer, ET Lock (M6)
5	405-5209	1	Bracket Assy, Latch (Includes 1 Latch Keeper 2 Rivets, and Bracket) (Housed Sets)	16	526-0399-58	1	Washer, Flat (M6)
6	406-0744-02	2	Keeper, Latch (Begin Spec B)	17	862-0013	1	Nut, Hex (1/4-20)
7	818-0217-03	4	Rivet (Begin Spec B)	18	853-0040-05	1	Washer, ET Lock (1/4)
8	405-5210-02	1	Bracket, Latch (Begin Spec B)	19	526-0399-58	2	Washer, Flat (M6)
9	402-0654	4	Mount, Control	20	800-6029	2	Screw, Hex Head Cap (M6 x 1 x 12mm)
10	526-2080	8	Washer, Lock (M4)	21	307-1617	1	Relay, Start Solenoid
11	800-3020	8	Screw, Hex Head Cap (M4 x 0.8 x 13mm)	22			Screw, Hex Head Cap (M6 x 1 x 12) Thread Forming Unhoused Housed
				815-0261	4		
				815-0261	2		



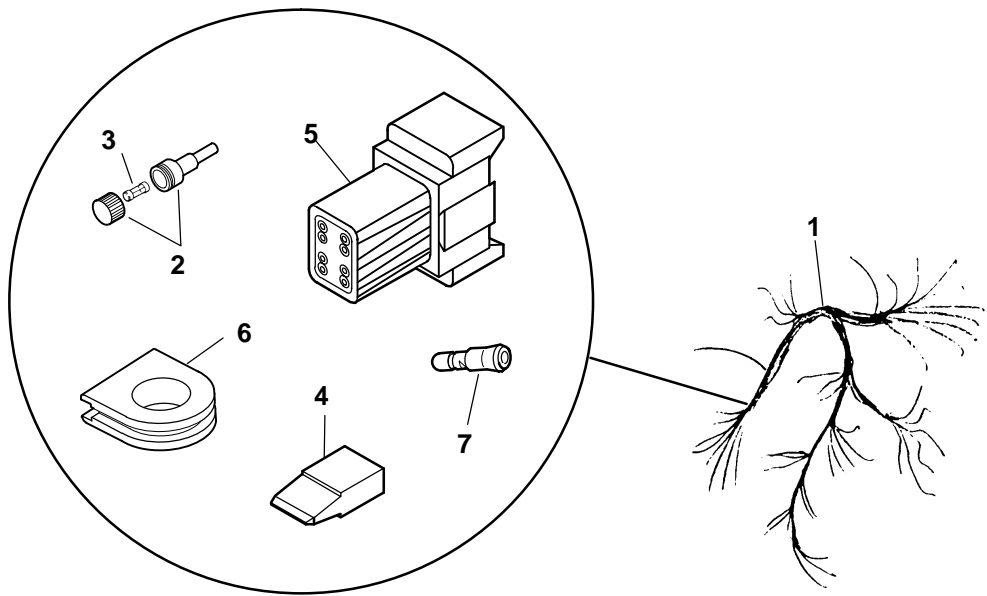
## Harness Location



REF NO.	PART NO.	QTY USED	PART DESCRIPTION
1	*	—	Harness, Engine
2	*	—	Harness, Extension (Or Customer Interface Pigtail)
3	*	—	Harness, Remote Panel

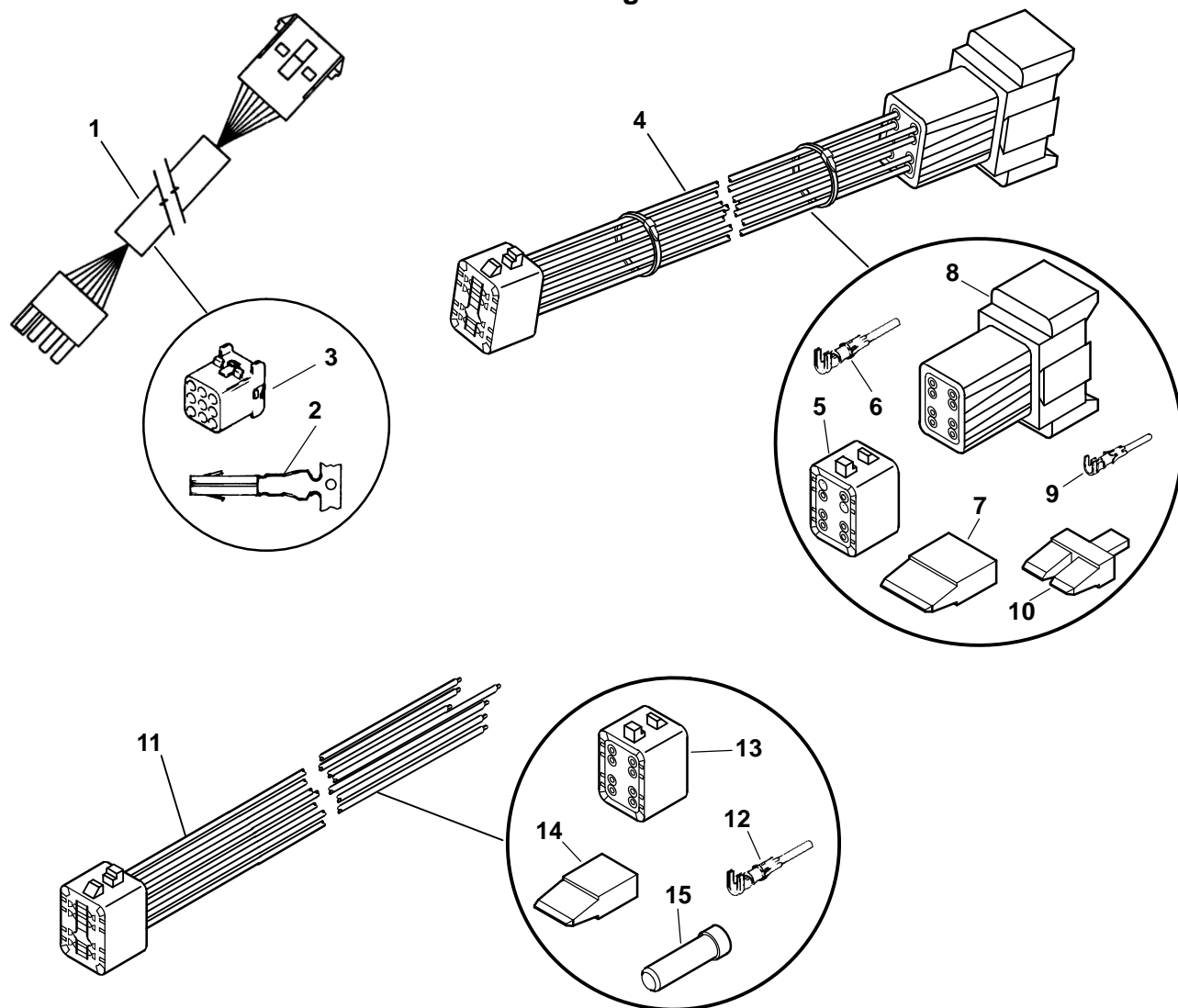
\* — See Index for Page Numbers of Detailed Descriptions.

# Engine Harness



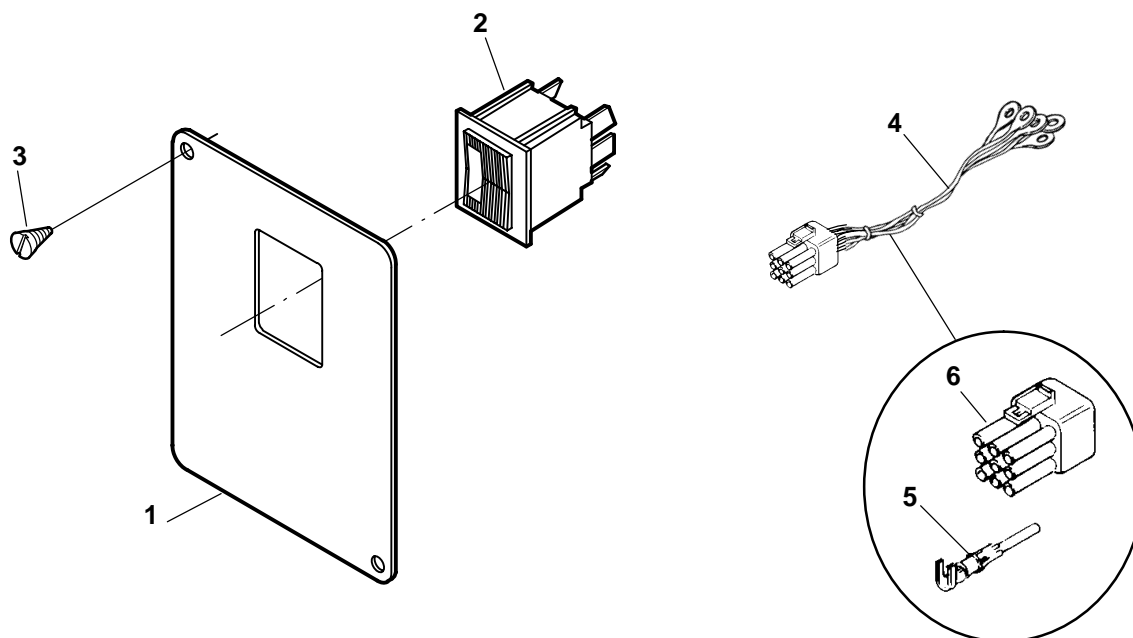
REF NO.	PART NO.	QTY USED	PART DESCRIPTION	REF NO.	PART NO.	QTY USED	PART DESCRIPTION
1			Harness, Engine (Reaches from Genset to Extension Harness or Customer Interface Pigtail Harness) Spec A,B (Includes Fuse and Fuse Holder)	2	321-0267	1	+Holder, Fuse
	338-2792	1	MDKUB	3	321-0113	1	+Fuse (F1)
	338-2803	1	MDKWB	4	323-1544	1	+Wedge, Receptacle (8 Pin)
			Begin Spec C (Includes Parts Marked +)	5	323-1542	1	+Housing, Receptacle (8 Pin)
	338-3444	1	MDKUB	6	508-1105	1	+Grommet, Remote
	338-3455	1	MDKWB	7	332-3279	AR	+Connector, Bullet
+ – Parts Included in Engine Harness.							

## Extension and Pigtail Harness



REF NO.	PART NO.	QTY USED	PART DESCRIPTION	REF NO.	PART NO.	QTY USED	PART DESCRIPTION
1			Harness, Extension (Spec A, B) (Reaches From Engine Harness to Remote Panel Harness) (Includes Contact Socket and Connector Cap)	5	323-1541	1	#Plug (8 Pin)
	338-2874-01	1	15 Feet	6	323-1492	8	#Terminal, Socket
	338-2874-02	2	25 Feet	7	323-1543	1	#Wedge, Plug (8 Pin)
	338-2874-03	1	45 Feet	8	323-1542	1	#Receptacle (8 Pin)
2	323-1200	AR	Socket, Contact	9	323-1491	8	#Terminal, Pin
3	323-1325	1	Cap, Connector	10	323-1544	1	#Wedge, Receptacle (8 Pin)
4			Harness, Extension (Begin Spec C) (Reaches From Engine Harness to Remote Panel Harness) (Includes Parts Marked #)	11	338-3098	1	Harness, Customer Interface Pigtail (12") (Begin Spec C) (Reaches From Engine Harness to Customer Hookup) (Includes Parts Marked *)
	338-3167	1	15 feet	12	323-1492	7	*Terminal, Socket
	338-3168	1	25 feet	13	323-1541	1	*Plug (8 Pin)
	338-3169-00	1	45 feet	14	323-1543	1	*Wedge, Plug (8 Pin)
	338-3169-01	1	75 feet	15	323-1591	1	*Plug, Connector
	338-3169-02	1	100 feet				
	338-3169-03	1	150 feet				

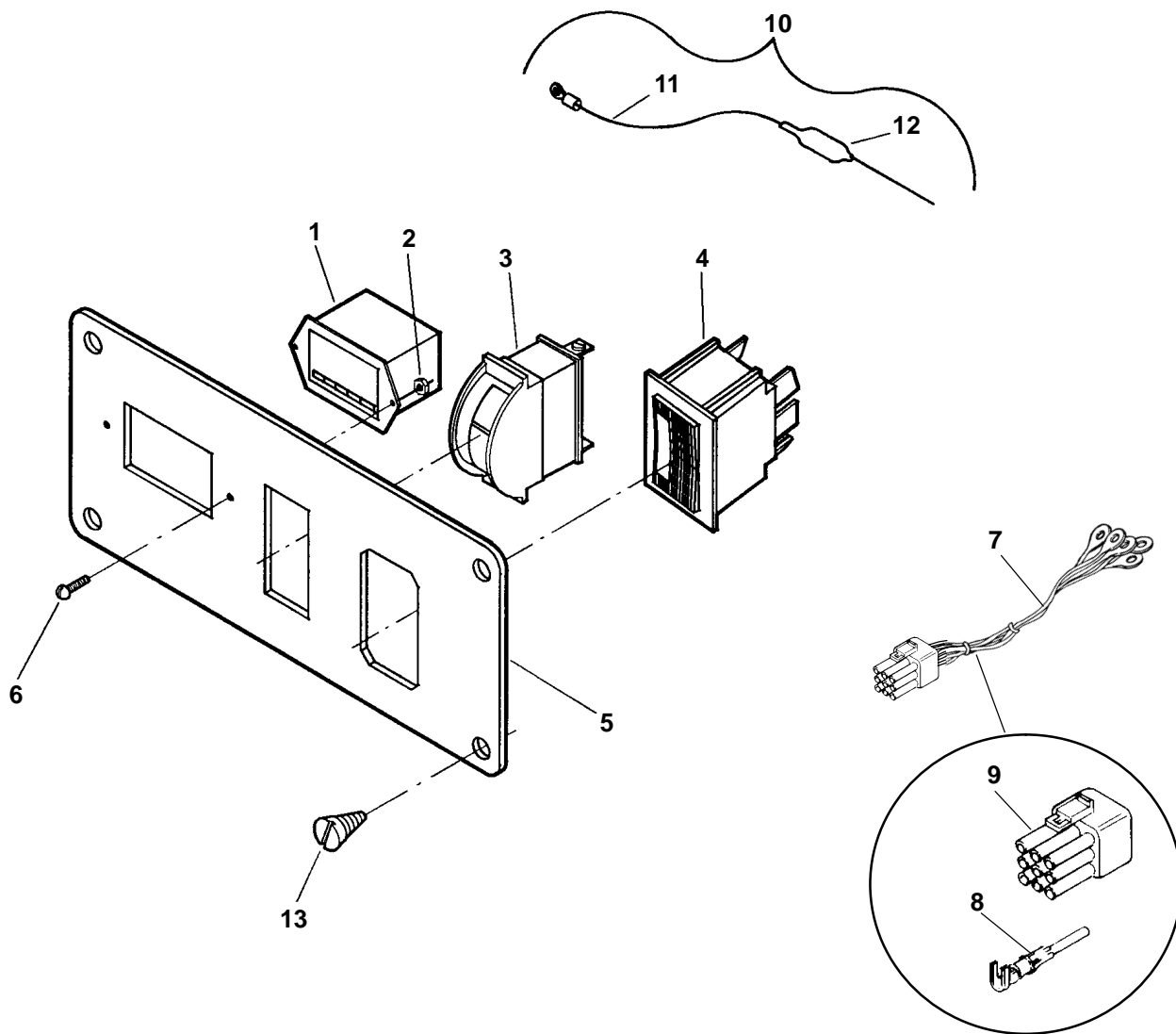
## Basic Remote Control Panel (Spec A-B)



REF NO.	PART NO.	QTY USED	PART DESCRIPTION
	300-3469	1	Kit, Basic Remote Panel
1	319-0491	1	Panel, Control (Does Not Include Decals)
	98-5945	1	Decal, Rear Panel
	98-5948	1	Decal, Front Panel
2	308-0827		Switch, Rocker (12V)
3	808-0023	4	Screw, Round Head Sheet Metal (#8 x 1/2")

REF NO.	PART NO.	QTY USED	PART DESCRIPTION
4	338-2362-02	1	Harness, Remote Panel (Reaches From Extension Harness to Remote Panel) (Includes Pins and Plug)
5	323-1199	AR	Pin, Contact
6	323-1291	1	Plug (9 Pin)

## Deluxe Remote Control Panel (Spec A-B)

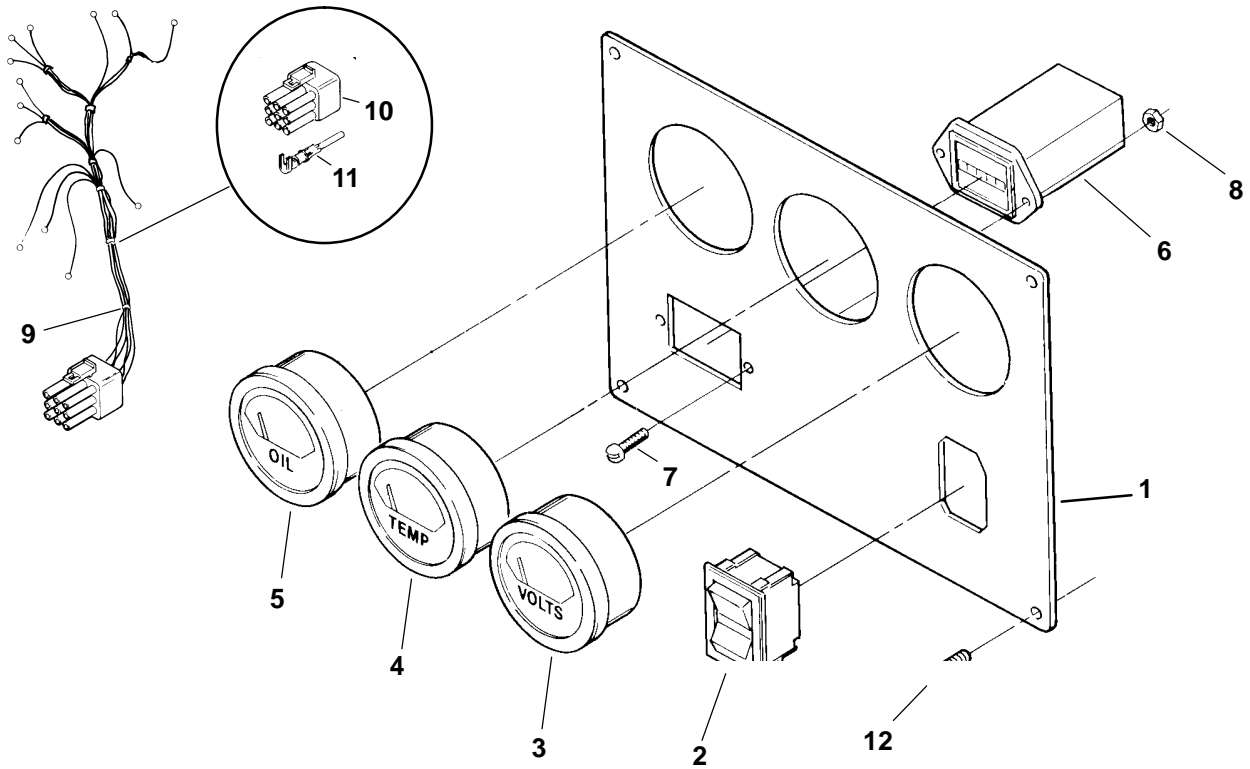


REF NO.	PART NO.	QTY USED	PART DESCRIPTION	REF NO.	PART NO.	QTY USED	PART DESCRIPTION
	300-3470	1	Kit, Remote Panel	8	323-1199	AR	Pin, Contact
1	302-0885	1	*Meter, Time Totalizing	9	323-1291	1	Plug (9 Pin)
2	870-0183	2	*Nut, Hex (#6-32)	10	359-0034	1	*Diode and Lead Assy (Includes Parts Marked +)
3	302-0888	1	*Meter, Battery Condition	11	226-1132	1	+Lead Assy
4	308-0827	1	*Switch, Rocker 12V	12	359-0042	1	+Diode, Zener
5	319-0492	1	*Panel, Remote (Does Not Include Decals)	13	808-0023	4	Screw, Round Head Sheet Metal (#8 x 1/2")
	98-5944	1	Decal, Rear Panel				
	98-5947	1	Decal, Front Panel				
6	815-0385	2	*Screw, Round Head Machine (#6-32 x 1/2")				
7	338-2362-01	1	*Harness, Remote Panel (Reaches From Extension Harness to Remote Panel) (Includes Pins and Plug)				

\* - Parts Included in Remote Control Panel Kit.

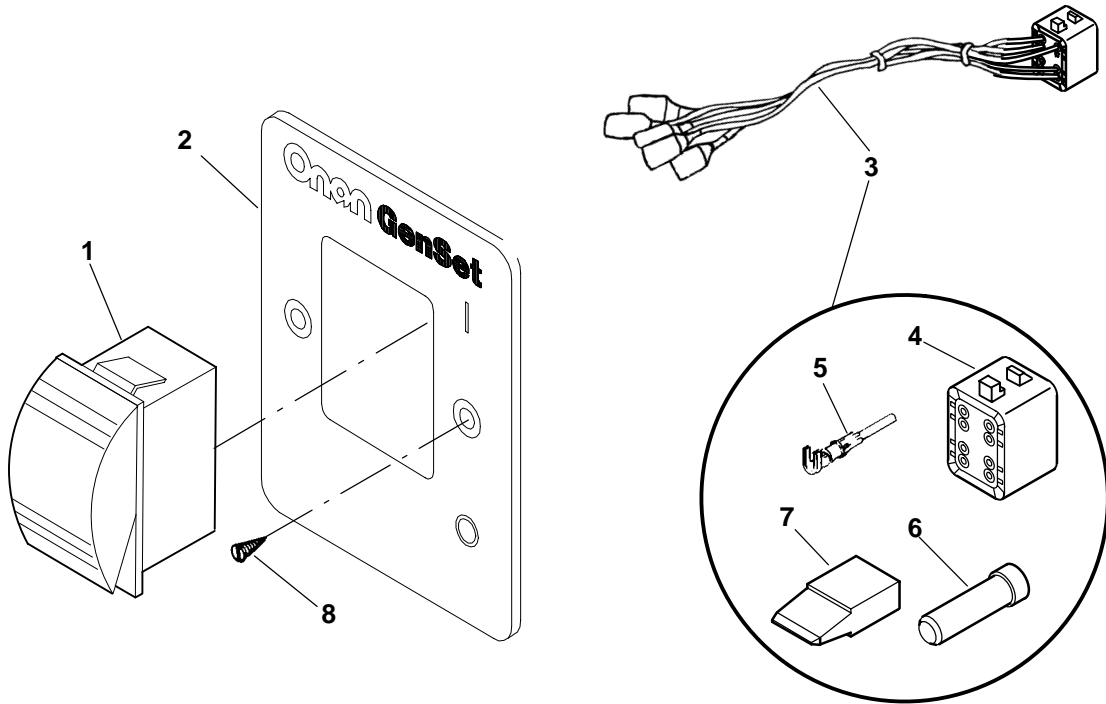
+ - Parts Included in Diode & Lead Assy.

## Remote Guage Control Panel (Spec A-B)



REF NO.	PART NO.	QTY USED	PART DESCRIPTION	REF NO.	PART NO.	QTY USED	PART DESCRIPTION
	300-4261	1	+Kit, Remote Meter Panel	9	338-2222-02	1	Harness, Remote Panel (Reaches From Extension Harness to Remote Panel) (Includes Housing and Pins)
1	319-0141	1	Panel, Remote (Without Decals)	10	323-1291	1	Housing, Connector (P4)
	98-5803	1	Decal, Front	11	323-1199	7	Pin, Contact
	98-5761	1	Decal, Rear	12	808-0023	4	Screw, Round Head Sheet Metal (#8 x 1/2")
2	308-0827	1	Switch, Rocker SPDT (S11)				+ - Kit Also Includes Water Temperature Sender (Found on Water Flange Page and Oil Pressure Sender (Found on Gearcase Page)
3	302-1641	1	Meter, Voltage				
4	193-0351	1	Gauge, Coolant Temperature (Includes Mounting Hardware) (M13)				
5	193-0352	1	Gauge, Oil Pressure (M12) (Includes Mounting Hardware)				
6	302-0885	1	Meter, Time Totalizing (M11)				
7	815-0385	2	Screw, Round Head Machine (#6-32 x 1/2")				
8	870-0183	2	Nut, ET Hex (#6-32)				

## Basic Remote Control Panel (Begin Spec C)

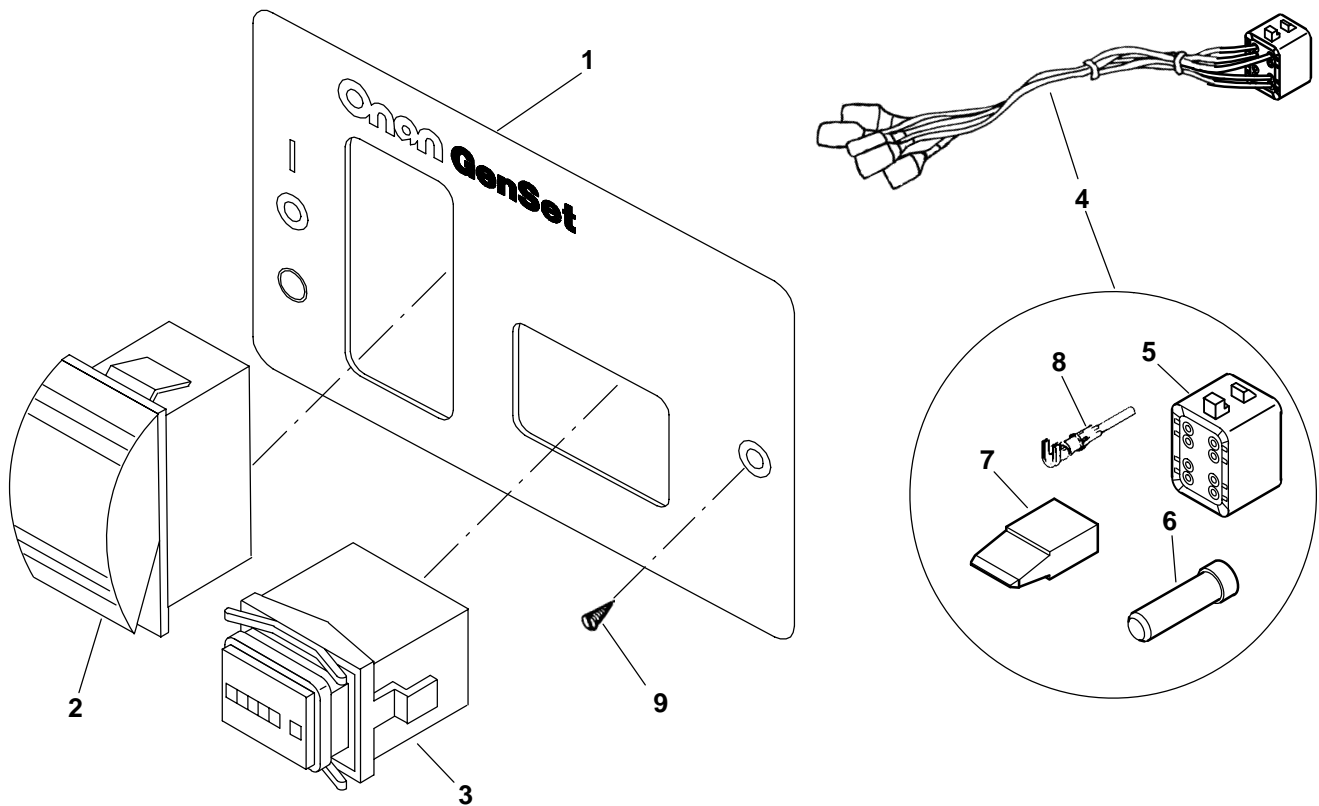


REF NO.	PART NO.	QTY USED	PART DESCRIPTION
	300-4990-01	1	Kit, Basic Panel
1	308-1062	1	Switch, Rocker (S11)
2	319-2339-02	1	Panel, Remote (Includes Printing)
3	338-3598	1	Harness, Remote Panel (Reaches From Extension Harness to Remote Panel) (Includes Parts Marked *)

REF NO.	PART NO.	QTY USED	PART DESCRIPTION
4	323-1541	1	*Plug (8 Pin) (J4)
5	323-1492	5	*Pin, Contact
6	323-1591	3	*Plug, Seal
7	323-1543	1	*Wedge, Plug (8 Pin)
8	815-0910	2	Screw, Wood (#6 x 1)

\* – Parts Included in Remote Panel Harness.

# **Deluxe Remote Control Panel** **W/Hour Meter** **(Begin Spec C)**



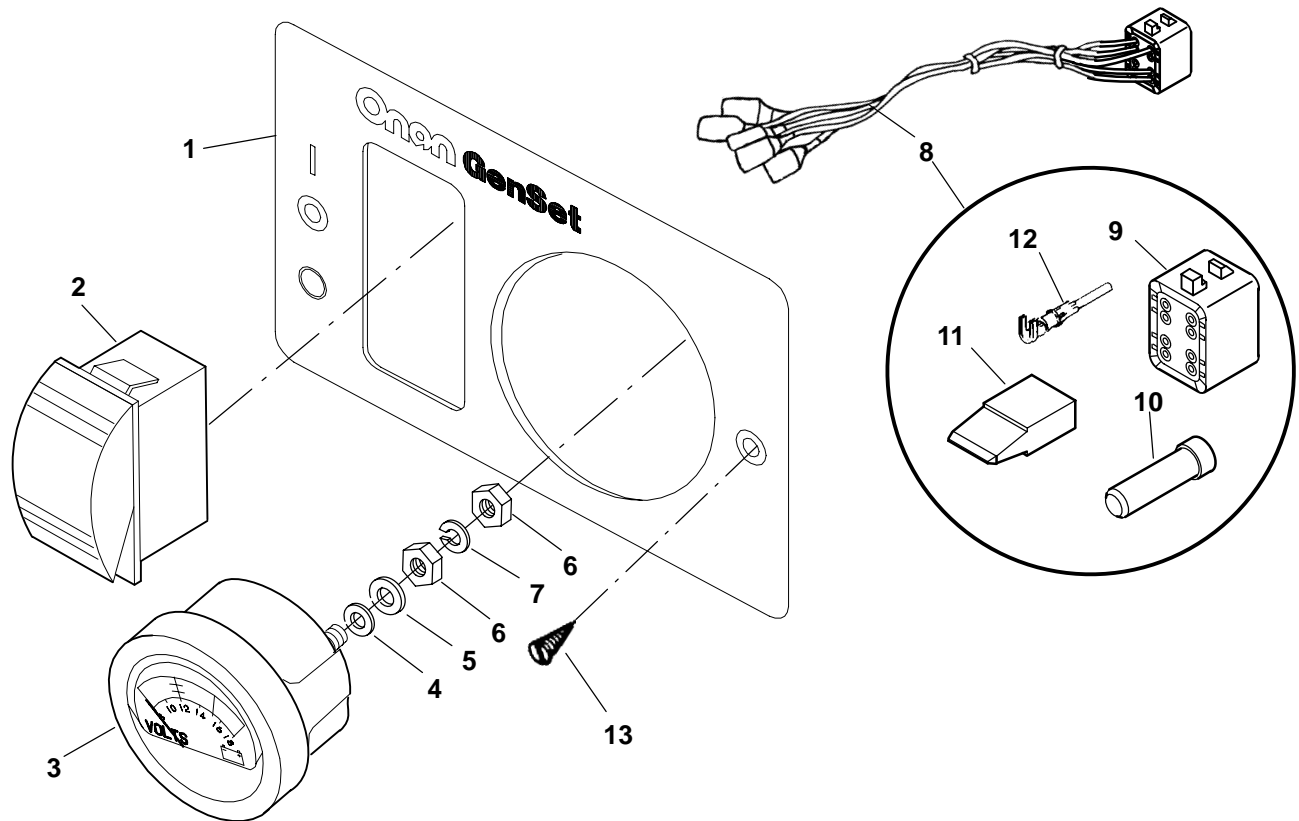
REF NO.	PART NO.	QTY USED	PART DESCRIPTION
	300-4991-01	1	Kit, Deluxe Panel
1	319-2340-04	1	Panel, Remote Printed
2	308-1062	1	Switch, Rocker (S11)
3	302-2002	1	Meter, Hour (M11)
4	338-3599	1	Harness, Remote Panel (Reaches From Extension Harness to Remote Panel) (Includes Parts Marked *)

REF NO.	PART NO.	QTY USED	PART DESCRIPTION
5	323-1541	1	*Plug (8 Pin) (J4)
6	323-1591	3	*Plug, Connector
7	323-1543	1	*Wedge, Plug (8 Pin)
8	323-1492	5	*Pin, Contact
9	815-0910	2	Screw, Wood (#6 x 1)

\* – Parts Included in Remote Panel Wiring Harness.



# **Deluxe Remote Control Panel W/Volt Meter (Begin Spec C)**

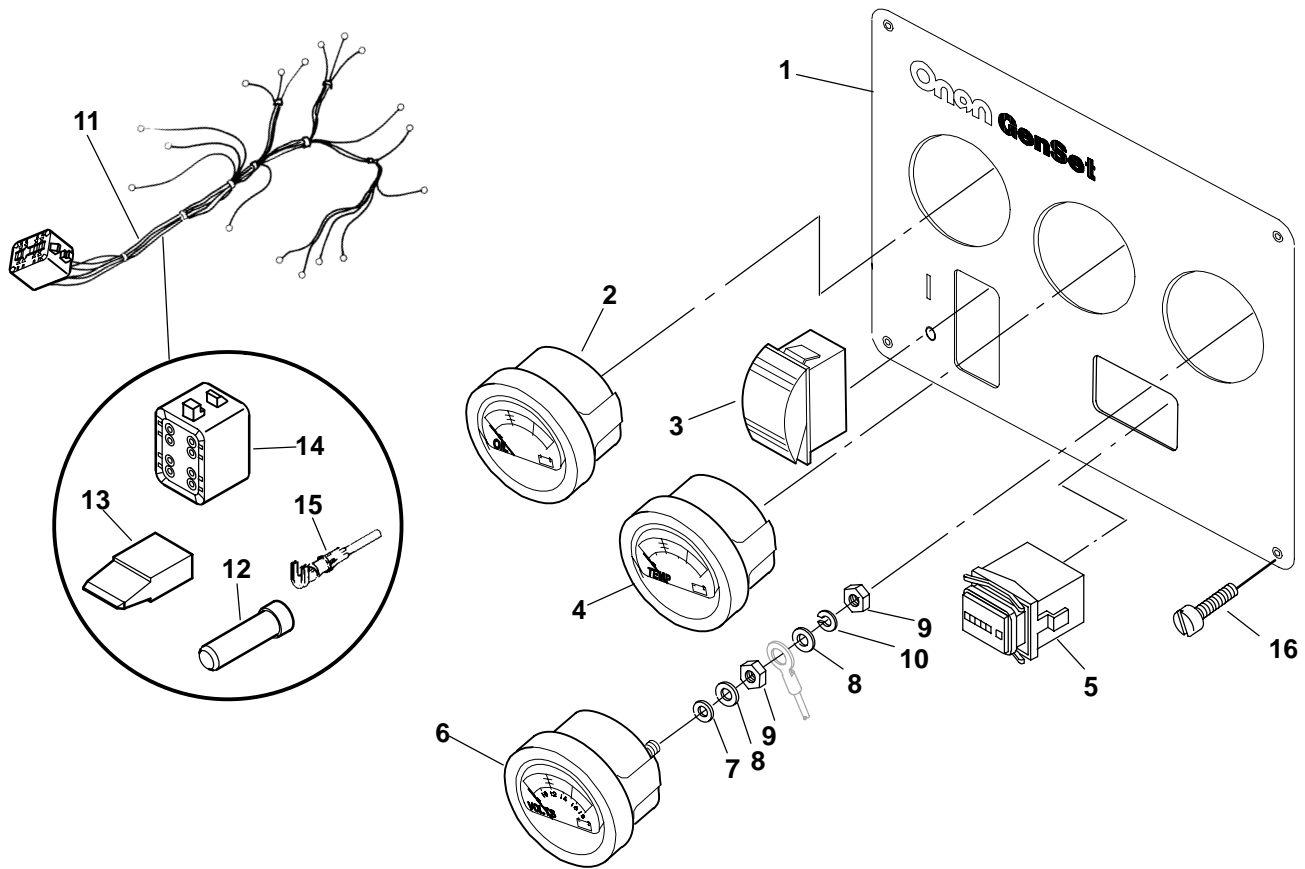


REF NO.	PART NO.	QTY USED	PART DESCRIPTION
	300-4989-01	1	Kit, Remote Panel
1	319-3132-01	1	Panel, Remote Printed
2	308-1062	1	Switch, Rocker (S11)
3	302-1641	1	Meter, Volt (M14) (8-18V)
4	526-0409	2	Washer, Nylon
5	526-0049	4	Washer, Flat
6	871-0010	4	Nut, Hex Brass (10-32)
7	850-0030	2	Washer, Lock
8	338-3597	1	Harness, Remote Panel (Reaches From Extension Harness to Remote Panel) (Includes Parts Marked *)

REF NO.	PART NO.	QTY USED	PART DESCRIPTION
9	323-1541	1	*Plug (8 Pin) (J4)
10	323-1591	3	*Plug, Connector
11	323-1543	1	*Wedge, Plug (8 Pin)
12	323-1492	5	*Pin, Contact
13	815-0910	2	Screw, Wood (#6 x 1)

\* - Parts Included in Remote Panel Wiring Harness.

## Remote Gauge Control Panel (Begin Spec C)

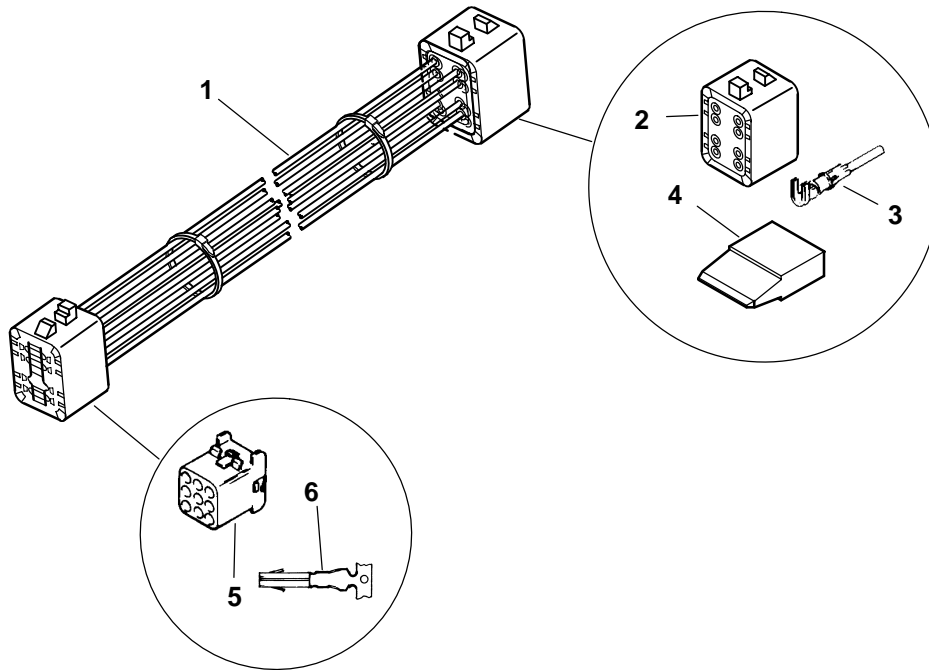


REF NO.	PART NO.	QTY USED	PART DESCRIPTION
	300-5018-01	1	Kit, Remote Gauge Panel
1	319-3254-02	1	Panel, Remote
2	193-0352	1	Gauge, Oil Pressure (M12)
3	308-1062	1	Switch, Rocker (SPDT) (S11)
4	193-0351	1	Gauge, Water Temperature (M13)
5	302-2002	1	Meter, Running Time (M11)
6	302-1641	1	Meter, Volt (M14) (8-18V)
7	526-0409	8	Washer, Nylon (.194")
8	526-0049	16	Washer, Brass Flat (#10-32)
9	871-0010	16	Nut, Brass Hex (#10-32)
10	850-0030	8	Washer, Lock (#10)
11	338-3625	1	Harness, Remote Panel (Reaches From Extension Harness to Remote Panel) (Includes Parts Marked +)

REF NO.	PART NO.	QTY USED	PART DESCRIPTION
12	323-1591	1	+ Plug, Seal
13	323-1543	1	+ Wedge, Plug (8 Pin)
14	323-1541	1	+ Plug (8 Pin) (P4)
15	323-1492	7	+ Contact, Socket
16	808-0023	4	Screw, Pan Head Sheet Metal (#8 x .50)

+ - Parts Included in Remote Panel Harness.

## Adapter Harness (Begin Spec C)



REF NO.	PART NO.	QTY USED	PART DESCRIPTION
1			*Harness, Adapter (Includes Parts Marked °)
	338-3695	1	Single Circuit for On/Off /Preheat
	338-3696	1	Two Circuits for On/Off and Preheat
2	323-1541	1	°Plug (9 Pin)
3	323-1492	AR	°Terminal, Socket

REF NO.	PART NO.	QTY USED	PART DESCRIPTION
4	323-1543	1	°Wedge, Plug (8 Pin)
5	323-1325	1	°Cap, Connector
6	323-1200	AR	°Socket, Contact

\* – See Accessory Manual for Application Description.  
 ° – Parts Included in Adapter Harness.

## Labels, Gasket Kits

REF NO.	PART NO.	QTY USED	PART DESCRIPTION	REF NO.	PART NO.	QTY USED	PART DESCRIPTION
	98-6581-02	1	Label, AC Control – Front		185-5439	1	*Gasket, Bearing Case Cover
	98-6582-02	1	Label, AC Control – Back				*Gasket, Oil Pan
	98-6586-02	1	Label, Batt Neg		185-5493	1	MDKUB
	98-7180-02	1	Label, Batt Pos		185-6818	1	MDKWB
			Label, Coolant		185-5495	1	*Gasket, Oil Drain
	98-5161	2	Housed		185-5411	1	*Gasket, Gearcase
	98-5161	1	Unhoused				*Gasket, Head Cover
	98-6577-02	1	Label, Control – DC		185-5528	1	MDKUB
	98-5347	1	Label, Danger (High Voltage)		185-5807	1	MDKWB
	98-5163	1	Label, Fuel Line				*Seal, Valve Stem
			Label, Genset		185-5348	4	MDKUB
	98-6585-02	2	Housed		185-5348	6	MDKWB
	98-6585-02	1	Unhoused				*Gasket, Cylinder Head
	98-6388-01	1	Label, Information – Phone		185-5339	1	MDKUB
	98-6997	1	Label, Lifting Eye		185-6120	1	MDKWB
	98-6197	1	Label, Neutral				*Seal, O'Ring
			Label, No Step		185-2285	4	MDKUB
	98-4991	3	Housed		185-2284	5	MDKWB
	98-4991	1	Unhoused		185-5413	1	*Gasket, Oil Pump
	98-5338	1	Label, No Step		185-2284	4	*Seal, Oil
	98-6996	3	Label, No Step		185-5342	1	*Gasket, Speed Control Plate
			Label, Oil Recommendations		185-5720	1	*Gasket, Water Flange
	98-6574	1	MDKUB		185-2238	1	*Gasket, Thermostat Cover
	98-6575	1	MDKWB		132-0342	1	*Gasket, Water Pump
	98-6579-02	1	Label, Panel – Face		132-0309	1	*O'Ring, Water Pump
	98-6580-02	1	Label, Panel – Back				*Gasket, Exhaust Manifold
	98-6995	2	Label, Warning		154-2861	1	MDKUB
	98-6074-02	1	Label, Warning – Toxicity		154-2862	1	MDKWB
	98-5755	1	Label, Warning – Hazardous		154-2876	1	*Gasket, Exhaust Elbow
			Voltage/Backfeed		185-2349	1	*Seal, Oil Fill Cap
			Label, Warning		185-2309	5	*Gasket, Oil Fill
	98-5082	1	Housed		185-5418	2	*Gasket, Injection Nozzle
	98-5082	2	Unhoused		120-5661	1	*O'Ring
	98-4730	1	Label, Warning		185-6009	1	*Seal Assy, Mach (Water Pump)
	98-0985	1	Sticker, Battery B+/B-		185-2349	1	*Seal, O'Ring (Oil Fill)
	98-1782	1	Sticker, Lifting Eye (Housed Units)		185-2374	3	*Seal, Oil (Gearcase)
					185-5870	1	*Seal, Oil (Gearcase)
	123-2136	1	Kit, Dipstick (Includes Following Parts Marked #)		185-3078	1	*Seal, Oil Pickup
					185-2347	1	*O'Ring, Governor
	123-2137	1	#Indicator, Oil Level		185-2095	1	*Seal, O'Ring
	123-2135-02	1	#Tube Assy				*O'Ring, Injection Pump
	509-0348	1	#O'Ring		185-5643	2	MDKUB
	405-6311	1	#Cover, Access		185-5643	3	MDKWB
	123-2138-02	1	#Spacer, Oil Indicator		185-5641	2	*Gasket, Delivery Valve
	800-6038	1	#Screw, Hex Head Cap (M6 x 1 x 40mm)		185-5820	1	Gasket, Injection Pump
					185-5691	1	*O'Ring
	818-0194-01	5	#Rivet, Stainless Steel		185-5584	1	*O'Ring
	818-0194-02	11	#Rivet, Stainless Steel		185-5437	1	*Seal, Oil
	815-0439	1	#Screw, Hex Head Self Tapping (#8 x 1/2")		185-5744	1	*O'Ring
					185-5743	1	*O'Ring
	098-7547	1	#Label, Oil Leverl		185-5410	1	*Seal, Front Oil
	526-0257	1	#Washer, Flat		185-5513	1	*Gasket, Hole Cover
	M-104	1	#Sheet, Instruction		185-5752	1	*Gasket, Hole Cover
					185-5646	4	*O'Ring
			Kit, Engine Overhaul Gasket (Includes Plarts Marked *)		185-5434	1	*Gasket, Water Pump
	168-0223	1	MDKUB				
	168-0224	1	MDKWB				
	185-5438	1	*Gasket, Bearing Housing				

# – Parts Included in Dipstick Kit.

\* – Parts Included in Engine Overhaul Gasket Kit.

## Numerical Index

<u>Part No.</u>	<u>Page</u>	<u>Part No.</u>	<u>Page</u>	<u>Part No.</u>	<u>Page</u>	<u>Part No.</u>	<u>Page</u>
098-0985, <b>82</b>		115-0025, <b>33</b>		149-1953, <b>40</b>		155-2779-01, <b>47</b>	
098-1782, <b>82</b>		120-5661, <b>82</b>		149-2041-03, <b>39</b>		155-2779-02, <b>47</b>	
098-4730, <b>82</b>		123-1988, <b>46</b>		149-2045, <b>40</b>		155-3147, <b>51</b>	
098-4991, <b>82</b>		123-2135-02, <b>82</b>		149-2046, <b>40</b>		155-3149, <b>51</b>	
098-5082, <b>82</b>		123-2136, <b>82</b>		149-2047, <b>40</b>		155-3216, <b>38</b>	
098-5161, <b>82</b>		123-2137, <b>82</b>		149-2073, <b>39</b>		155-3217, <b>38</b>	
098-5163, <b>82</b>		123-2138-02, <b>82</b>		149-2100, <b>35, 37</b>		155-3218, <b>38</b>	
098-5338, <b>82</b>		130-0632, <b>43</b>		149-2106, <b>35, 37</b>		155-3239, <b>51</b>	
098-5347, <b>82</b>		130-2333, <b>49</b>		149-2393-02, <b>34, 35, 36, 37</b>		168-0223, <b>82</b>	
098-5755, <b>82</b>		130-3570, <b>44</b>		149-2464, <b>34, 35</b>		168-0224, <b>82</b>	
098-5761, <b>76</b>		130-3571, <b>44</b>		149-2465, <b>34, 36</b>		179-2662, <b>49</b>	
098-5803, <b>76</b>		130-3572, <b>44</b>		149-2467, <b>36, 37</b>		179-2663, <b>49</b>	
098-5944, <b>75</b>		130-3573, <b>44</b>		149-2468, <b>34, 35</b>		185-2016, <b>9</b>	
098-5945, <b>74</b>		130-3574, <b>44</b>		149-2469, <b>34, 35</b>		185-2022, <b>9</b>	
098-5947, <b>75</b>		130-3721, <b>49</b>		149-2470, <b>36, 37</b>		185-2023, <b>9</b>	
098-5948, <b>74</b>		130-4067, <b>43</b>		149-2471, <b>36, 37</b>		185-2028, <b>9</b>	
098-6074-02, <b>82</b>		130-4068, <b>43</b>		149-2479, <b>34, 35, 36, 37</b>		185-2029, <b>9</b>	
098-6197, <b>82</b>		130-4070-02, <b>43</b>		149-2546, <b>35, 37</b>		185-2030, <b>9</b>	
098-6388-01, <b>82</b>		130-4071-02, <b>43</b>		149-2593-03, <b>35, 37</b>		185-2031, <b>9</b>	
098-6574, <b>82</b>		130-4072-02, <b>43</b>		149-2594-03, <b>35, 37</b>		185-2033, <b>9</b>	
098-6575, <b>82</b>		130-4073-02, <b>43</b>		149-2595, <b>35</b>		185-2094, <b>7</b>	
098-6577-02, <b>82</b>		130-4363-03, <b>59</b>		149-2596, <b>35, 37</b>		185-2095, <b>7, 21, 82</b>	
098-6579-02, <b>82</b>		132-0295, <b>43</b>		149-2597, <b>37</b>		185-2105, <b>29</b>	
098-6580-02, <b>82</b>		132-0297, <b>43</b>		149-2598, <b>37</b>		185-2111, <b>13</b>	
098-6581-02, <b>82</b>		132-0298, <b>43</b>		150-1733, <b>33</b>		185-2115, <b>7</b>	
098-6582-02, <b>82</b>		132-0299, <b>43</b>		150-2520-02, <b>33</b>		185-2117, <b>13</b>	
098-6585-02, <b>82</b>		132-0306, <b>43</b>		150-2536-02, <b>33</b>		185-2118, <b>13</b>	
098-6586-02, <b>82</b>		132-0308, <b>43</b>		154-2861, <b>49, 82</b>		185-2124, <b>29</b>	
098-6995, <b>82</b>		132-0309, <b>43, 82</b>		154-2862, <b>49, 82</b>		185-2163, <b>17</b>	
098-6996, <b>82</b>		132-0310, <b>43</b>		154-2874, <b>49</b>		185-2171, <b>32</b>	
098-6997, <b>82</b>		132-0311, <b>43</b>		154-2875, <b>49</b>		185-2173, <b>16</b>	
098-7180-02, <b>82</b>		132-0336, <b>43</b>		154-2876, <b>49, 82</b>		185-2180, <b>15</b>	
098-7547, <b>82</b>		132-0341-02, <b>33</b>		154-2877, <b>49</b>		185-2181, <b>32</b>	
100-3440, <b>29</b>		132-0342, <b>43, 82</b>		155-1002, <b>38, 51</b>		185-2183, <b>32</b>	
102-1439, <b>46</b>		140-2755-02, <b>47</b>		155-1252, <b>70</b>		185-2185, <b>32</b>	
102-1440, <b>46</b>		140-2756-02, <b>47</b>		155-2029, <b>38, 51</b>		185-2186, <b>32</b>	
104-1794, <b>11</b>		149-1908-05, <b>39, 40</b>		155-2673-01, <b>49</b>		185-2188, <b>7, 21</b>	
104-1818, <b>11</b>		149-1914-01, <b>40</b>		155-2674-01, <b>49</b>		185-2195, <b>13</b>	
104-1819-01, <b>11</b>		149-1949, <b>40</b>		155-2749, <b>41</b>		185-2233, <b>7</b>	
104-1819-02, <b>11</b>		149-1952, <b>40</b>				185-2234, <b>7</b>	

## Numerical Index

<u>Part No.</u>	<u>Page</u>	<u>Part No.</u>	<u>Page</u>	<u>Part No.</u>	<u>Page</u>	<u>Part No.</u>	<u>Page</u>
185-2238, <b>26, 82</b>		185-2380, <b>17, 23, 29</b>		185-5364, <b>25</b>		185-5404, <b>25</b>	
185-2245, <b>32</b>		185-2383, <b>13</b>		185-5365, <b>25</b>		185-5405, <b>25</b>	
185-2246, <b>32</b>		185-2385, <b>24</b>		185-5366, <b>25</b>		185-5406, <b>25</b>	
185-2249, <b>32</b>		185-2386, <b>10, 17, 23</b>		185-5367, <b>25</b>		185-5407, <b>27, 29</b>	
185-2267, <b>32</b>		185-2387, <b>10</b>		185-5368, <b>25</b>		185-5410, <b>29, 82</b>	
185-2268, <b>32</b>		185-2388, <b>26, 31</b>		185-5369, <b>25</b>		185-5411, <b>82</b>	
185-2269, <b>32</b>		185-2389, <b>15, 17, 29, 48</b>		185-5370, <b>25</b>		185-5412, <b>7</b>	
185-2270, <b>32</b>		185-2390, <b>14</b>		185-5371, <b>25</b>		185-5413, <b>7, 82</b>	
185-2271, <b>32</b>		185-2393, <b>16</b>		185-5372, <b>25</b>		185-5414, <b>7</b>	
185-2272, <b>32</b>		185-2394, <b>29</b>		185-5373, <b>25</b>		185-5415, <b>7</b>	
185-2284, <b>15, 27, 82</b>		185-2395, <b>29</b>		185-5374, <b>25</b>		185-5416, <b>7</b>	
185-2285, <b>82</b>		185-2397, <b>29</b>		185-5375, <b>25</b>		185-5417, <b>25</b>	
185-2295, <b>13</b>		185-2403, <b>31</b>		185-5376, <b>25</b>		185-5418, <b>82</b>	
185-2296, <b>29</b>		185-2406, <b>11</b>		185-5377, <b>25</b>		185-5419, <b>24</b>	
185-2309, <b>29, 82</b>		185-2411, <b>21</b>		185-5378, <b>25</b>		185-5421, <b>24</b>	
185-2319, <b>13</b>		185-2413, <b>21</b>		185-5379, <b>25</b>		185-5429, <b>11, 12</b>	
185-2320, <b>13</b>		185-2439, <b>15</b>		185-5380, <b>25</b>		185-5430, <b>11, 13</b>	
185-2321, <b>13</b>		185-2559, <b>14, 26, 30</b>		185-5381, <b>25</b>		185-5431, <b>31, 32</b>	
185-2322, <b>13</b>		185-2572, <b>31</b>		185-5382, <b>25</b>		185-5433, <b>30</b>	
185-2324, <b>13</b>		185-2583, <b>17</b>		185-5383, <b>25</b>		185-5434, <b>30, 82</b>	
185-2325, <b>13</b>		185-3009, <b>21, 46</b>		185-5384, <b>25</b>		185-5437, <b>14, 82</b>	
185-2326, <b>13</b>		185-3066, <b>24</b>		185-5385, <b>25</b>		185-5438, <b>14, 82</b>	
185-2327, <b>13</b>		185-3078, <b>46, 82</b>		185-5386, <b>25</b>		185-5439, <b>82</b>	
185-2328, <b>13</b>		185-4255, <b>15, 23, 29</b>		185-5387, <b>25</b>		185-5458, <b>26</b>	
185-2329, <b>13</b>		185-5331, <b>29</b>		185-5388, <b>25</b>		185-5475, <b>26</b>	
185-2330, <b>13</b>		185-5334, <b>14</b>		185-5389, <b>25</b>		185-5481, <b>7</b>	
185-2331, <b>13</b>		185-5335, <b>48</b>		185-5390, <b>25</b>		185-5482, <b>7</b>	
185-2332, <b>13</b>		185-5337, <b>24</b>		185-5391, <b>25</b>		185-5483, <b>7</b>	
185-2333, <b>13</b>		185-5339, <b>21, 82</b>		185-5392, <b>25</b>		185-5484, <b>7</b>	
185-2334, <b>13</b>		185-5342, <b>15, 82</b>		185-5393, <b>25</b>		185-5485, <b>7</b>	
185-2338, <b>15</b>		185-5348, <b>23, 82</b>		185-5394, <b>25</b>		185-5486, <b>7</b>	
185-2342, <b>15</b>		185-5350, <b>9</b>		185-5395, <b>25</b>		185-5487, <b>7</b>	
185-2347, <b>15, 82</b>		185-5351, <b>9</b>		185-5396, <b>25</b>		185-5488, <b>7</b>	
185-2349, <b>27, 29, 82</b>		185-5356, <b>9</b>		185-5397, <b>25</b>		185-5489, <b>7</b>	
185-2351, <b>23</b>		185-5357, <b>9</b>		185-5398, <b>25</b>		185-5490, <b>7</b>	
185-2353, <b>9, 17</b>		185-5358, <b>9</b>		185-5399, <b>25</b>		185-5491, <b>7</b>	
185-2357, <b>17</b>		185-5359, <b>10</b>		185-5400, <b>25</b>		185-5493, <b>46, 82</b>	
185-2366, <b>11, 31</b>		185-5360, <b>9</b>		185-5401, <b>25</b>		185-5494, <b>46</b>	
185-2374, <b>29, 82</b>		185-5361, <b>9</b>		185-5402, <b>25</b>		185-5495, <b>46, 82</b>	
185-2379, <b>16</b>		185-5363, <b>25</b>		185-5403, <b>25</b>		185-5496, <b>46</b>	

## Numerical Index

<u>Part No.</u>	<u>Page</u>	<u>Part No.</u>	<u>Page</u>	<u>Part No.</u>	<u>Page</u>	<u>Part No.</u>	<u>Page</u>
185-5498, 21		185-5549, 23		185-5593, 12		185-5641, 19, 82	
185-5499, 21		185-5550, 23		185-5594, 12		185-5642, 19	
185-5500, 21		185-5551, 23		185-5595, 12		185-5643, 19, 82	
185-5501, 21		185-5552, 23		185-5596, 12		185-5644, 19	
185-5502, 21		185-5553, 23		185-5597, 12		185-5645, 19	
185-5503, 21		185-5554, 10		185-5598, 12		185-5646, 19, 82	
185-5505, 29		185-5555, 10		185-5599, 12		185-5647, 19	
185-5506, 29		185-5556, 10		185-5600, 12		185-5648, 19	
185-5507, 29		185-5558, 10		185-5601, 12		185-5649, 19	
185-5509, 29		185-5559, 10		185-5602, 12		185-5650, 19	
185-5510, 29		185-5560, 10		185-5603, 12		185-5651, 19	
185-5511, 29		185-5561, 10		185-5604, 12		185-5652, 19	
185-5512, 29		185-5562, 10		185-5605, 12		185-5653, 19	
185-5513, 29, 82		185-5563, 10		185-5610, 24		185-5654, 19	
185-5514, 14		185-5564, 10		185-5611, 24		185-5655, 19	
185-5515, 14		185-5565, 10		185-5612, 24		185-5656, 19	
185-5516, 14		185-5566, 9		185-5613, 24		185-5657, 19	
185-5517, 14		185-5567, 9		185-5614, 24		185-5658, 19	
185-5519, 14		185-5568, 9		185-5615, 24		185-5659, 19	
185-5520, 27		185-5569, 9		185-5616, 25		185-5661, 19	
185-5521, 27		185-5570, 9		185-5617, 25		185-5679, 15	
185-5522, 27		185-5571, 9		185-5618, 25		185-5680, 15	
185-5523, 27		185-5572, 9		185-5619, 25		185-5681, 15	
185-5524, 27		185-5573, 9		185-5620, 25		185-5682, 15	
185-5525, 27		185-5574, 9		185-5621, 25		185-5683, 15	
185-5527, 27		185-5575, 9		185-5622, 25		185-5684, 15	
185-5528, 27, 82		185-5576, 9		185-5623, 17		185-5685, 15	
185-5529, 27		185-5577, 9		185-5624, 17		185-5686, 15	
185-5531, 48		185-5578, 9		185-5625, 17		185-5687, 15	
185-5537, 23		185-5579, 9		185-5627, 17		185-5688, 15	
185-5538, 23		185-5580, 9		185-5628, 17		185-5689, 15	
185-5539, 23		185-5581, 9		185-5629, 17		185-5690, 15	
185-5540, 23		185-5582, 9		185-5630, 17		185-5691, 15, 82	
185-5541, 23		185-5583, 9		185-5631, 17		185-5692, 15	
185-5543, 23		185-5584, 9, 82		185-5632, 17		185-5693, 15	
185-5544, 23		185-5587, 11		185-5633, 17		185-5696, 15, 16	
185-5545, 23		185-5589, 12		185-5634, 17		185-5698, 16	
185-5546, 23		185-5590, 12		185-5635, 17		185-5701, 16	
185-5547, 23		185-5591, 12		185-5639, 19		185-5702, 16	
185-5548, 23		185-5592, 12		185-5640, 19		185-5703, 16	

## Numerical Index

<u>Part No.</u>	<u>Page</u>	<u>Part No.</u>	<u>Page</u>	<u>Part No.</u>	<u>Page</u>	<u>Part No.</u>	<u>Page</u>
185-5705, 31		185-5807, 27, 82		185-6822, 31		191-2095, 69	
185-5707, 31		185-5808, 14		185-6823, 31		191-2224-02, 45	
185-5709, 31		185-5809, 10		185-6825, 25		193-0244, 29	
185-5710, 32		185-5810, 10		185-6931, 15		193-0318, 26	
185-5711, 32		185-5812, 17		185-6956, 21, 46		193-0351, 76, 80	
185-5712, 30		185-5814, 17, 19		185-6957, 11, 31		193-0352, 76, 80	
185-5713, 30		185-5817, 19		185-6999, 16		193-0430-01, 29	
185-5714, 30		185-5818, 19		185-7004, 24		193-0457-01, 26	
185-5715, 30		185-5819, 19		185-7069, 29		201-3350-01, 67	
185-5716, 30		185-5820, 19, 82		185-7071, 27		201-3350-02, 67	
185-5717, 30		185-5821, 24		185-7072, 14		201-3487-S1, 67	
185-5718, 26		185-5822, 24		185-7073, 14		201-3487-S2, 67	
185-5719, 26		185-5823, 24		185-7074, 10		204-0141, 67	
185-5720, 26, 82		185-5825, 13		185-7075, 10		205-0203, 67	
185-5721, 26		185-5826, 26		185-7076, 9		211-0447, 67	
185-5722, 26		185-5832, 48		185-7080, 15		211-0448-02, 67	
185-5723, 26		185-5833, 48		185-7083, 31		212-1276-03, 67	
185-5741, 29		185-5870, 82		185-7084, 26		212-1285, 67	
185-5742, 29		185-5966, 16		185-7085, 23		212-1286, 67	
185-5743, 29, 82		185-5985, 24		185-7086, 23		214-0103, 67	
185-5744, 29, 82		185-6009, 82		185-7087, 48		220-4441-01, 67	
185-5745, 29		185-6120, 21, 82		185-7221, 31		220-4441-02, 67	
185-5746, 29		185-6347, 31		185-7382, 29		226-1132, 75	
185-5747, 27		185-6580, 17		185-7383, 14		226-4436, 56	
185-5749, 15		185-6658, 13		185-7384, 10		226-4632, 56	
185-5750, 15		185-6704, 7		185-7385, 10		226-4706-01, 53, 55	
185-5751, 17, 19		185-6705, 9		185-7386, 9		232-3296, 67	
185-5752, 17, 82		185-6706, 17		185-7387, 15		232-3632, 67	
185-5753, 19		185-6707, 19		185-7388, 15		232-3633, 67	
185-5755, 16		185-6735, 17		185-7389, 24		232-3649, 67	
185-5756, 16		185-6736, 17		185-7390, 24		232-3651, 67	
185-5757, 16		185-6737, 17		185-7391, 31		232-3671, 67	
185-5793, 23		185-6738, 24, 25		185-7392, 31		232-3719-02, 67	
185-5798, 17		185-6739, 17		185-7393, 26		232-3791, 53	
185-5800, 29		185-6749, 17		185-7394, 23		232-3856-02, 67	
185-5801, 29		185-6754, 21		185-7395, 23		232-4070, 67	
185-5802, 16		185-6755, 21		185-7396, 69		300-3469, 74	
185-5803, 24		185-6759, 23, 29		185-7397, 24		300-3470, 75	
185-5805, 21		185-6786, 31		185-7398, 13		300-4261, 76	
185-5806, 27		185-6818, 46, 82		185-7399, 13		300-4960, 45	



## Numerical Index

<u>Part No.</u>	<u>Page</u>	<u>Part No.</u>	<u>Page</u>	<u>Part No.</u>	<u>Page</u>	<u>Part No.</u>	<u>Page</u>
300-4989-01, <b>79</b>		319-3254-02, <b>80</b>		338-2792, <b>72</b>		403-4090-02, <b>11</b>	
300-4990-01, <b>77</b>		320-1689-03, <b>69</b>		338-2793, <b>69</b>		405-1872, <b>61, 65</b>	
300-4991-01, <b>78</b>		320-1689-04, <b>69</b>		338-2794, <b>69</b>		405-4594-03, <b>61</b>	
300-5018-01, <b>80</b>		320-1689-05, <b>69</b>		338-2794-01, <b>69</b>		405-4595-02, <b>61</b>	
300-5040, <b>26</b>		320-1689-06, <b>69</b>		338-2794-02, <b>69</b>		405-4595-S2, <b>57</b>	
300-5041, <b>26</b>		320-1690-01, <b>69</b>		338-2803, <b>72</b>		405-4596, <b>61</b>	
302-0885, <b>69, 75, 76</b>		320-1690-05, <b>69</b>		338-2874-01, <b>73</b>		405-4597-01, <b>63</b>	
302-0888, <b>75</b>		320-1690-10, <b>69</b>		338-2874-02, <b>73</b>		405-4597-02, <b>63</b>	
302-1641, <b>76, 79, 80</b>		320-1690-16, <b>69</b>		338-2874-03, <b>73</b>		405-4598-03, <b>61</b>	
302-2002, <b>78, 80</b>		320-1739, <b>69</b>		338-2893, <b>34, 35, 36, 37</b>		405-4599-03, <b>61</b>	
303-0285, <b>69</b>		320-1769, <b>69</b>		338-3098, <b>73</b>		405-4600-01, <b>63</b>	
305-0854-04, <b>69</b>		320-1813-02, <b>69</b>		338-3167, <b>73</b>		405-4600-02, <b>63</b>	
306-3912, <b>33</b>		321-0113, <b>72</b>		338-3168, <b>73</b>		405-4601-03, <b>63</b>	
307-1617, <b>45, 69, 70</b>		321-0267, <b>72</b>		338-3169-00, <b>73</b>		405-4603-03, <b>61</b>	
307-2546, <b>33</b>		323-1199, <b>74, 75, 76</b>		338-3169-01, <b>73</b>		405-4606, <b>61</b>	
307-2594, <b>69</b>		323-1200, <b>73, 81</b>		338-3169-02, <b>73</b>		405-4608-03, <b>61</b>	
307-2767, <b>69</b>		323-1291, <b>74, 75, 76</b>		338-3169-03, <b>73</b>		405-4609-01, <b>57, 65</b>	
308-0269, <b>39</b>		323-1325, <b>73, 81</b>		338-3444, <b>72</b>		405-4609-02, <b>57, 65</b>	
308-0270, <b>39</b>		323-1491, <b>73</b>		338-3455, <b>72</b>		405-4611-03, <b>61</b>	
308-0827, <b>74, 75, 76</b>		323-1492, <b>73, 77, 78, 79, 80, 81</b>		338-3518, <b>45</b>		405-4612-03, <b>63</b>	
308-1017, <b>69</b>		323-1541, <b>73, 77, 78, 79, 80, 81</b>		338-3597, <b>79</b>		405-4614-01, <b>63</b>	
308-1062, <b>77, 78, 79, 80</b>		323-1542, <b>72, 73</b>		338-3598, <b>77</b>		405-4614-02, <b>63</b>	
309-0576, <b>26</b>		323-1543, <b>73, 77, 78, 79, 80, 81</b>		338-3599, <b>78</b>		405-4615-03, <b>63</b>	
309-0578, <b>7</b>		323-1544, <b>72, 73</b>		338-3625, <b>80</b>		405-4616-03, <b>61</b>	
309-0597, <b>49</b>		323-1563, <b>69</b>		338-3695, <b>81</b>		405-4617-03, <b>61</b>	
319-0141, <b>76</b>		323-1573, <b>69</b>		338-3696, <b>81</b>		405-4619-02, <b>61</b>	
319-0491, <b>74</b>		323-1591, <b>73, 77, 78, 79, 80</b>		357-0030, <b>45, 69</b>		405-4619-S2, <b>57</b>	
319-0492, <b>75</b>		332-1024, <b>47</b>		359-0034, <b>75</b>		405-4676-03, <b>63</b>	
319-1458-02, <b>69</b>		332-2112-00, <b>53, 55</b>		359-0042, <b>75</b>		405-4677-03, <b>63</b>	
319-1461-02, <b>69</b>		332-2112-01, <b>53, 55</b>		370-1137-01, <b>55</b>		405-4679-02, <b>57, 61</b>	
319-1657-02, <b>70</b>		332-2370, <b>69</b>		370-1137-02, <b>55</b>		405-4679-03, <b>57</b>	
319-1660-02, <b>69</b>		332-3136, <b>69</b>		370-4028, <b>56</b>		405-4681-03, <b>61</b>	
319-1665-02, <b>69</b>		332-3279, <b>72</b>		402-0282, <b>56</b>		405-4682-01, <b>61</b>	
319-1669-02, <b>69</b>		332-3286, <b>55</b>		402-0284, <b>56</b>		405-4682-02, <b>61</b>	
319-1893-02, <b>69</b>		338-2222-02, <b>76</b>		402-0290, <b>56</b>		405-4684-03, <b>63</b>	
319-2339-02, <b>77</b>		338-2362-01, <b>75</b>		402-0654, <b>70</b>		405-4690, <b>61</b>	
319-2340-04, <b>78</b>		338-2362-02, <b>74</b>		403-3348-02, <b>56</b>		405-4691, <b>61</b>	
319-3066-02, <b>69</b>				403-3355-02, <b>56</b>		405-4692, <b>61</b>	
319-3101-02, <b>69</b>				403-3727-03, <b>57</b>		405-4693, <b>61</b>	
319-3132-01, <b>79</b>				403-3728-03, <b>57</b>		405-4694, <b>63</b>	

## Numerical Index

<u>Part No.</u>	<u>Page</u>	<u>Part No.</u>	<u>Page</u>	<u>Part No.</u>	<u>Page</u>	<u>Part No.</u>	<u>Page</u>
405-4695, <b>61</b>		405-4730-02, <b>63</b>		405-4992-03, <b>65</b>		502-0046, <b>34, 35</b>	
405-4696, <b>63</b>		405-4731, <b>63</b>		405-4992-04, <b>65</b>		502-0053, <b>7, 34, 35, 36, 37</b>	
405-4697, <b>61</b>		405-4735-01, <b>61</b>		405-4994-01, <b>65</b>		502-0090, <b>41</b>	
405-4698, <b>63</b>		405-4735-02, <b>61</b>		405-4994-02, <b>65</b>		502-0106, <b>36, 37</b>	
405-4699, <b>63</b>		405-4738, <b>63</b>		405-4997-01, <b>65</b>		502-0153, <b>40, 43</b>	
405-4700, <b>63</b>		405-4741-01, <b>63</b>		405-4997-02, <b>65</b>		502-0243, <b>36, 37</b>	
405-4701, <b>63</b>		405-4741-02, <b>63</b>		405-5006-01, <b>65</b>		502-0246, <b>36, 37</b>	
405-4702, <b>63</b>		405-4744-01, <b>61</b>		405-5006-02, <b>65</b>		502-0270, <b>41</b>	
405-4703, <b>61</b>		405-4744-02, <b>61</b>		405-5055, <b>65</b>		502-0271, <b>34, 35</b>	
405-4704, <b>61</b>		405-4745, <b>61</b>		405-5149-02, <b>65</b>		502-0917, <b>7</b>	
405-4705, <b>61</b>		405-4746-01, <b>61</b>		405-5195-01, <b>57, 65</b>		502-0942, <b>41, 53, 55</b>	
405-4706, <b>63</b>		405-4746-02, <b>61</b>		405-5195-02, <b>57, 65</b>		502-0943, <b>53, 55</b>	
405-4707, <b>61</b>		405-4747-01, <b>61</b>		405-5209, <b>70</b>		502-1125, <b>41</b>	
405-4708, <b>63</b>		405-4747-02, <b>61</b>		405-5210-02, <b>70</b>		502-1173, <b>43</b>	
405-4709, <b>61</b>		405-4748-01, <b>61</b>		405-5672-S2, <b>65</b>		502-1177, <b>34, 35, 36, 37</b>	
405-4710, <b>63</b>		405-4748-02, <b>61</b>		405-5806-01, <b>65</b>		502-1178, <b>34, 35</b>	
405-4711, <b>63</b>		405-4749, <b>57, 63</b>		405-5806-02, <b>65</b>		502-1179, <b>34, 35, 36, 37</b>	
405-4712, <b>61</b>		405-4750-01, <b>63</b>		405-5806-03, <b>65</b>		502-1180, <b>43</b>	
405-4713, <b>61</b>		405-4750-02, <b>63</b>		405-5806-04, <b>65</b>		502-1188, <b>49</b>	
405-4714, <b>61</b>		405-4751-01, <b>61</b>		405-6311, <b>82</b>		502-1191, <b>43</b>	
405-4715-03, <b>65</b>		405-4751-02, <b>61</b>		406-0528-01, <b>65</b>		502-1193, <b>34, 35, 36, 37</b>	
405-4716-02, <b>65</b>		405-4752, <b>61</b>		406-0528-02, <b>65</b>		502-1206, <b>53</b>	
405-4716-03, <b>65</b>		405-4753-01, <b>63</b>		406-0742, <b>61</b>		502-1209, <b>53, 55</b>	
405-4717-02, <b>65</b>		405-4753-02, <b>63</b>		406-0744-01, <b>65</b>		502-1224, <b>34, 35, 36, 37</b>	
405-4717-03, <b>65</b>		405-4754, <b>61</b>		406-0744-02, <b>70</b>		503-0098, <b>46</b>	
405-4718, <b>61</b>		405-4761-01, <b>61</b>		406-4610, <b>61</b>		503-0183, <b>46</b>	
405-4719, <b>61</b>		405-4761-02, <b>61</b>		416-0987-02, <b>53, 55</b>		503-0977, <b>41, 53, 55</b>	
405-4720, <b>61</b>		405-4771-03, <b>63</b>		501-0611-01, <b>53</b>		503-1136, <b>43</b>	
405-4721, <b>61</b>		405-4772-03, <b>63</b>		501-0611-02, <b>53</b>		503-1137, <b>43, 49</b>	
405-4722, <b>61</b>		405-4810-03, <b>53</b>		501-0611-03, <b>53</b>		503-1139, <b>38</b>	
405-4723, <b>61</b>		405-4978-01, <b>65</b>		501-0672-01, <b>53, 55</b>		503-1142, <b>38, 49, 51</b>	
405-4724, <b>61</b>		405-4978-02, <b>65</b>		501-0672-02, <b>53, 55</b>		503-1320, <b>49</b>	
405-4726, <b>63</b>		405-4979-01, <b>65</b>		501-0672-03, <b>55</b>		503-1353, <b>49</b>	
405-4727-01, <b>63</b>		405-4983, <b>65</b>		502-0001, <b>34, 35, 36, 37</b>		503-1496, <b>53, 55</b>	
405-4727-02, <b>63</b>		405-4986-03, <b>65</b>		502-0002, <b>34, 35, 36, 37</b>		503-1608, <b>27</b>	
405-4728-01, <b>63</b>		405-4986-04, <b>65</b>		502-0020, <b>29, 34, 35, 39</b>		503-1687-03, <b>41</b>	
405-4728-02, <b>63</b>		405-4986-07, <b>65</b>		502-0028, <b>35, 37</b>		503-1692, <b>44</b>	
405-4729-01, <b>61</b>		405-4986-08, <b>65</b>		502-0029, <b>39</b>		503-1840, <b>49</b>	
405-4729-02, <b>61</b>		405-4989-03, <b>65</b>		502-0029-03, <b>34, 35</b>		503-1841, <b>43</b>	
405-4730-01, <b>63</b>		405-4989-04, <b>65</b>		502-0041, <b>35, 37</b>			

## Numerical Index

<u>Part No.</u>	<u>Page</u>	<u>Part No.</u>	<u>Page</u>	<u>Part No.</u>	<u>Page</u>	<u>Part No.</u>	<u>Page</u>
503-1844, <b>43</b>		517-0090, <b>65</b>		718-1035, <b>11</b>		815-0290, <b>70</b>	
503-1846, <b>43</b>		517-0122, <b>65</b>		718-1036, <b>47</b>		815-0385, <b>75, 76</b>	
503-1850, <b>43</b>		517-0132, <b>69</b>		718-1037, <b>67</b>		815-0439, <b>82</b>	
503-1858, <b>43</b>		517-0134, <b>65</b>		740-1004, <b>23</b>		815-0573, <b>65</b>	
503-1859, <b>43</b>		517-0137, <b>61, 65</b>		740-1006, <b>23</b>		815-0652, <b>63, 65</b>	
503-1860, <b>43</b>		517-0138, <b>65</b>		800-0005, <b>45</b>		815-0862, <b>67</b>	
503-1872-02, <b>47</b>		517-0138-07, <b>61, 65</b>		800-0026, <b>57, 61</b>		815-0910, <b>77, 78, 79</b>	
503-1893, <b>47</b>		518-0515, <b>47, 49</b>		800-0309-89, <b>67</b>		816-0151, <b>57</b>	
503-1963-04, <b>49</b>		518-0530-01, <b>46</b>		800-0311, <b>56</b>		818-0150, <b>61, 65</b>	
503-1963-05, <b>49</b>		518-0649, <b>67</b>		800-2034, <b>59</b>		818-0194, <b>65</b>	
503-2013, <b>49</b>		520-0998-01, <b>67</b>		800-2041, <b>59</b>		818-0194-01, <b>82</b>	
504-0005, <b>43</b>		520-0998-02, <b>67</b>		800-2045, <b>35, 37</b>		818-0194-02, <b>82</b>	
504-0062, <b>41</b>		520-2041, <b>49</b>		800-2048, <b>46</b>		818-0217-03, <b>65, 70</b>	
504-0194, <b>46</b>		520-2403, <b>21</b>		800-3017-20, <b>67</b>		821-0008, <b>69</b>	
505-0029, <b>29</b>		526-0003, <b>61, 65, 67</b>		800-3018, <b>43, 47</b>		821-0009, <b>69</b>	
505-0100, <b>46</b>		526-0014, <b>56</b>		800-3019, <b>69</b>		821-0014, <b>45</b>	
505-1483, <b>46</b>		526-0017, <b>57</b>		800-3020, <b>70</b>		821-2020, <b>34, 35, 36, 37</b>	
505-1484, <b>53</b>		526-0018, <b>35, 37, 46</b>		800-3021, <b>69</b>		821-5003-03, <b>57</b>	
505-1485, <b>53</b>		526-0021, <b>36</b>		800-3022, <b>69</b>		850-0020, <b>69</b>	
505-1486, <b>53</b>		526-0049, <b>79, 80</b>		800-3023, <b>70</b>		850-0030, <b>79, 80</b>	
505-1487, <b>29</b>		526-0054, <b>53, 55</b>		800-6029, <b>69, 70</b>		850-0040, <b>45</b>	
505-1489, <b>53, 55</b>		526-0062, <b>65</b>		800-6033, <b>33, 34, 35, 36, 37, 43</b>		850-0045, <b>45, 53</b>	
505-1490, <b>53, 55</b>		526-0065, <b>35, 37</b>		800-6034, <b>33, 43</b>		850-0050, <b>11</b>	
508-0055, <b>61, 65</b>		526-0077, <b>57</b>		800-6038, <b>82</b>		850-0065, <b>53</b>	
508-0063, <b>61, 65</b>		526-0122, <b>45</b>		800-6056, <b>33</b>		850-0114-07, <b>67</b>	
508-0071, <b>61, 65</b>		526-0195, <b>56</b>		800-6057, <b>49</b>		850-0114-53, <b>33, 34, 35, 36, 37, 43, 46, 49, 69, 70</b>	
508-0139, <b>43</b>		526-0198, <b>56</b>		800-6062, <b>31</b>		850-0114-54, <b>11, 33, 49, 67</b>	
508-0234, <b>65</b>		526-0257, <b>82</b>		800-6065, <b>11</b>		850-0114-55, <b>43</b>	
508-0258, <b>69</b>		526-0399-56, <b>67</b>		800-6085, <b>47</b>		850-2008, <b>11, 67</b>	
508-0309, <b>41</b>		526-0399-58, <b>56, 69, 70</b>		802-0072, <b>11</b>		850-2060, <b>47</b>	
508-0328, <b>55</b>		526-0399-60, <b>11</b>		808-0023, <b>74, 75, 76, 80</b>		853-0001, <b>69</b>	
508-0332, <b>53</b>		526-0399-61, <b>57</b>		810-0186, <b>53</b>		853-0040-06, <b>45</b>	
508-0334, <b>55</b>		526-0400, <b>34, 35, 36, 37</b>		812-0060, <b>45</b>		853-0040-03, <b>49</b>	
508-1057, <b>70</b>		526-0401, <b>34, 36</b>		812-0061, <b>69</b>		853-0040-05, <b>70</b>	
508-1085, <b>67</b>		526-0406, <b>53, 55</b>		813-0100, <b>45</b>		853-0040-51, <b>69</b>	
508-1105, <b>72</b>		526-0409, <b>79, 80</b>		814-0148, <b>61, 65</b>		853-0040-53, <b>69</b>	
509-0196, <b>67</b>		526-2080, <b>70</b>		814-0176, <b>57, 61</b>		853-0040-54, <b>56, 70</b>	
509-0348, <b>82</b>		526-2081, <b>59</b>		815-0142, <b>61</b>		855-0011, <b>61, 65</b>	
510-0099, <b>67</b>		526-2100, <b>21, 47</b>		815-0261, <b>47, 56, 70</b>		855-0013, <b>57, 61</b>	
511-0183, <b>31</b>		526-2103, <b>11</b>					

## Numerical Index

<u>Part No.</u>	<u>Page</u>	<u>Part No.</u>	<u>Page</u>	<u>Part No.</u>	<u>Page</u>	<u>Part No.</u>	<u>Page</u>
856-0006,	34, 35, 36, 37						
856-0008,	21						
856-0010,	57						
860-0010,	49						
860-2008,	47						
860-2020,	69						
860-2021,	33, 69, 70						
860-2053,	69						
860-2058,	11, 21						
860-2059,	47						
862-0003,	67						
862-0010,	56						
862-0013,	70						
862-0026-30,	45						
862-0026-54,	49						
862-1011,	57						
870-0131,	45						
870-0131-02,	45						
870-0183,	75, 76						
870-0235,	61, 65						
870-0257,	45						
870-0413,	57, 61						
870-0550-07,	57						
870-2055,	35, 37						
871-0010,	79, 80						
871-0025,	53, 55						



**Onan Corporation**  
**1400 73rd Avenue N.E.**  
**Minneapolis, MN 55432**  
**1-800-888-ONAN**  
**612-574-5000 International Use**  
**Telex: 275477**  
**Fax: 612-574-8087**

Onan is a registered trademark of Onan Corporation