



# ***CRF250R***

**CRF250R<sub>4</sub>**  
**CRF250R<sub>5</sub>**  
**CRF250R<sub>6</sub>**  
**CRF250R<sub>7</sub>**  
**CRF250R<sub>8</sub>**  
**CRF250R<sub>9</sub>**

**PARTS CATALOGUE**

**6**



[CRF250R4]

---

FOREWORD INDEX

**1**

---

ENGINE GROUP

**2**

---

FRAME GROUP

**3**

---

PART NUMBER INDEX

**4**

---

PART NAME INDEX

**5**

---



**Instruction for use of parts catalogue**

- **This parts catalogue has been created as of August 01, 2008.**
  - Since this date, the sales practice for repair parts may have been changed or the parts may have been eliminated (listed for those not for sale).
  - The modified information is reflected on the latest Electronic Parts Catalogue (EPC). Also, refer to the parts catalogue news for any change.
  - See the parts catalogue news for any revision that is made after August 01, 2008.
- **Always specify the part number when ordering a part.**
  - Check the model, type, serial numbers, color, maker, and the size as needed before ordering a part.
  - Note that the illustrations (part drawings) can differ from the actual parts in shape. They are given just to help you to refer to the parts.
- **When modifications or additions to this parts catalogue are made, a revised edition will be issued at an appropriate time, with successively progressing revision numbers on the cover. We recommend obtaining such revisions in order to keep your parts catalogue up-to-date at all times. To check whether a parts catalogue revision has been issued, please contact your Honda distributor.**

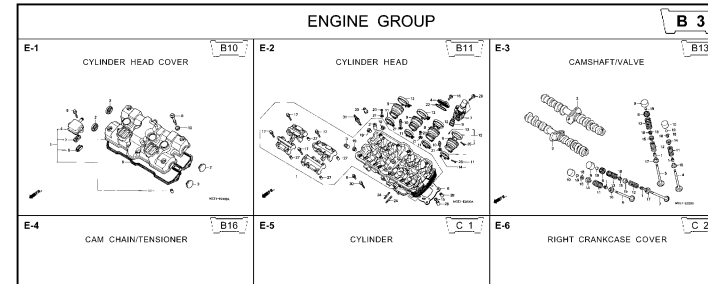
Initial version issue date  
September 10, 2003  
**Honda Motor Co., Ltd.**

**CONTENTS**

	Page	Address No.	
● Instruction for use of parts catalogue .....	1	B 1	<b>1</b>
● How to refer to the part information .....	2	B 2	
● Part catalogue structure .....	3	B 3	
● When the parts were revised .....	4	B 4	
● Abbreviations used in the parts catalogue .....	4	B 4	
● Part block and serial number check .....	5	B 5	
● Models, parts catalogue codes and applicable serial numbers .....	6	B 6	
● Fuel hose, general purpose hoses and vinyl hose .....	8	B 8	
● FLAT RATE SERVICE TIME .....	12	B12	
● Illustrated index .....	17	C 1	
● ENGINE GROUP .....	24	D 1	<b>2</b>
● FRAME GROUP .....	62	G 1	<b>3</b>
● PART NO. INDEX .....	116	K 1	<b>4</b>
● PART NAME INDEX .....	123	L 1	<b>5</b>

How to refer to the part information

A Reference with "Illustrated index"

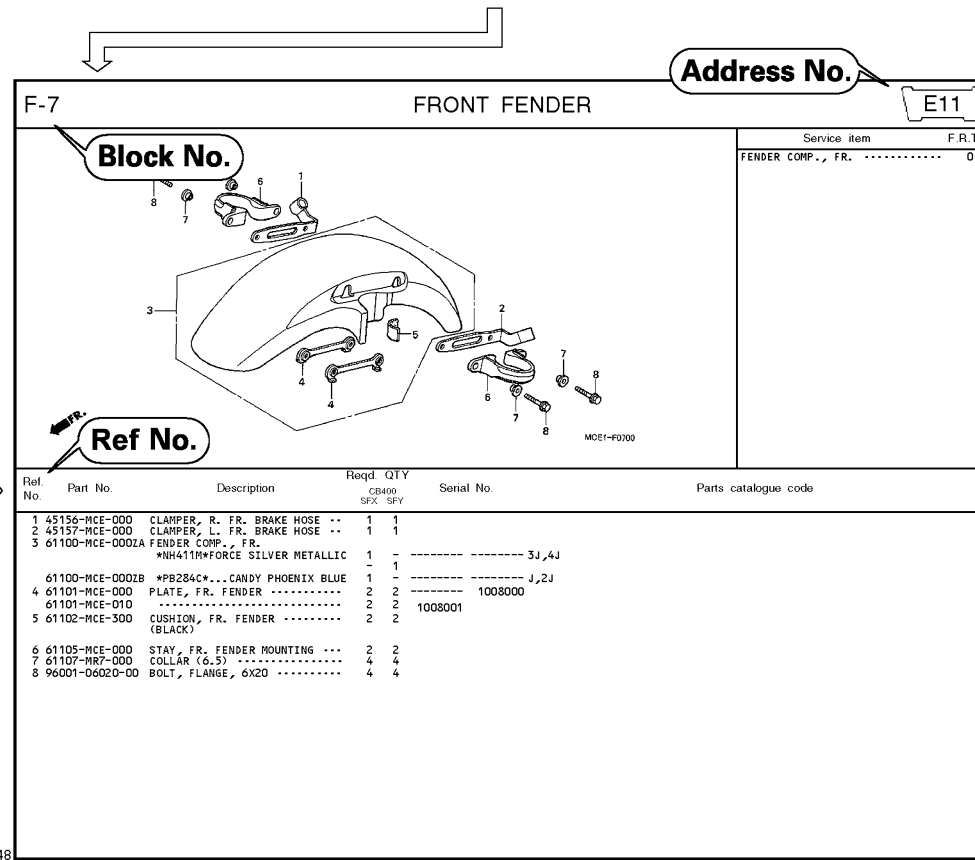


B Reference with "Part number index"

PART NO. INDEX							
Part Number	Address	Page	Ref.	Part Number	Address Page Ref.	F	
04000				13323-MY9-751	C12	28 10	14921
04911-MCE-000	C10	26	1	13324-MY9-751	C12	28 10	14931
				13325-MY9-751	C12	28 10	14935
				13327-MY9-751	C12	28 10	14935
06000				14000			14935
06405-MY5-P00	F13	67	3	14100-MCE-000	B13	13 2	14935
06405-MY5-P10	F13	67	3	14200-MCE-000	B13	13 3	14935
06410-MY9-860	F2	56	1	14321-MCE-000	B16	16 2	14935
06435-MCE-006	F1	55	1	14401-MCE-003	B16	16 3	14935
06451-166-405	E13	51	2	14510-MBE-000	B16	16 4	14935
06451-443-405	F1	55	2	14520-MY9-691	B16	16 5	14935
06451-MA7-405	E13	51	1	14524-MY9-690	B16	16 6	14935
06455-MCE-006	E13	51	3	14546-MCE-000	B16	16 7	14935
				14620-MY9-691	B16	16 8	14935
11000				14711-MCE-000	B13	13 4	14935
11210-MCE-000	C9	25	1	14712-MCE-000	B13	13 5	14935
11330-MCE-305	C2	18	1	14721-MCE-000	B13	13 6	14935
11333-KT8-000	C6	22	1	14722-MCE-000	B13	13 7	14935
11335-MCE-000	C2	18	2	14730-MCE-000	B13	13 8	14935
11360-MCE-000	C7	23	1	14731-MCE-000	B13	13 9	14935
11365-MCE-000	C7	23	2	14731-MY9-751	B13	13 10	14935
11396-MY9-000	C2	18	3	14751-KY2-000	B13	13 11	14935
11631-MCE-000	C5	21	1	14751-MCE-000	B13	13 12	14935
11691-MY9-000	C5	21	2	14761-MCE-000	B13	13 13	14935

C Reference with "Part name index"

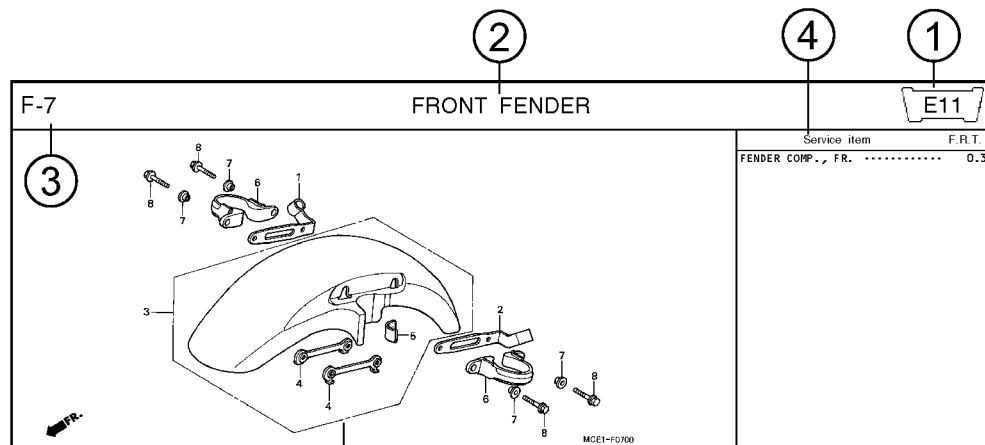
PART NAME INDEX					
Part name	Address	Page	Ref.	Part name	Page
[ A ]				BOLT , CHANG I	
ADJUSTER , CHAIN	F13	67	5	BOLT , CLUTC H	
ARM COMP , GEAR CHANGE	F10	64	3	BOLT , CONNECT	
ARM , L. MAIN STEP	F11	65	8	BOLT , DISK , 6	
ARM , L. PILLIØ STEP	F11	65	12	BOLT , DISK , 8	
ARM , R. MAIN STEP	F11	65	5	BOLT , DRAIN I	
ARM , R. PILLIØ STEP	F11	65	11	BOLT , FLANG E	
AUT O DOC K ASSY , FUEL	F4	58	2	BOLT , FLANG E	
AXLE , FR. WHEEL	E14	52	3	BOLT , FLANG E	
AXLE , RR. WHEEL	F2	56	3	BOLT , FLANG E	
[ B ]				BOLT , FLANG E	
BAG , AIR PRESSUR E GAUGE	F67	77	4	BOLT , FLANG E	
BAG , SERVICE BOOK	F67	77	1	BOLT , FLANG E	
BAG , TOOL	F67	77	3	BOLT , FLANG E	
BALL , STEEL	F11	65	20	BOLT , FLANG E	
BAN D A , INSULATOR	B11	11	11	BOLT , FLANG E	
BAN D B , INSULATOR	B11	11	12	BOLT , FLANG E	
BAN D , AIR CLEANER CONNECTING	F8	62	22	BOLT , FLANG E	
BAN D , U-LOCK	F16	70	5	BOLT , FLANG E	
BAN D , WIRE	C10	26	14	BOLT , FLANG E	
	E5	43	21		
	G4	74	1R		



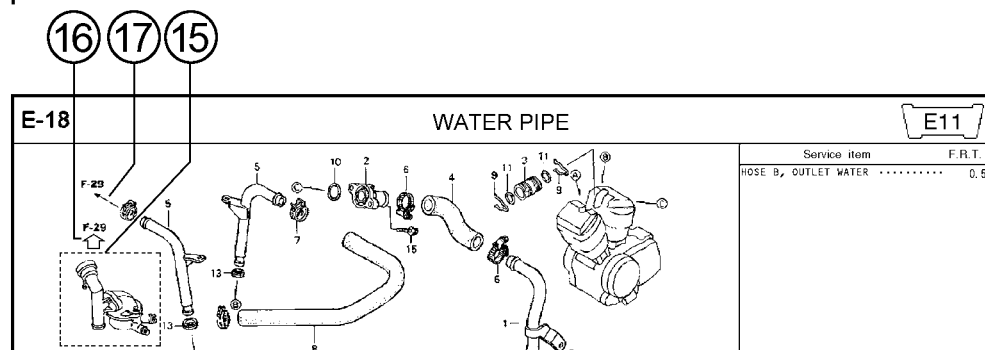
Page No.

2000.09.01 E

Part catalogue structure




Ref. No.	Part No.	Description	Reqd. QTY		Serial No.	Parts catalogue code
			CB400 SFX	SFY		
1	45156-MCE-000	CLAMPER, R. FR. BRAKE HOSE ..	1	1		
2	45157-MCE-000	CLAMPER, L. FR. BRAKE HOSE ..	1	1		
3	61100-MCE-000ZA	FENDER COMP., FR. *NH411M*FORCE SILVER METALLIC	1	-	----- 3J,4J	
	61100-MCE-000ZB	*PB284C*...CANDY PHOENIX BLUE	1	-	----- J,2J	
4	61101-MCE-000	PLATE, FR. FENDER .....	2	2	1008000	
	61101-MCE-010	.....	2	2	1008001	
5	61102-MCE-300	CUSHION, FR. FENDER .....	2	2		
		(BLACK)				



Ref. No.	Part No.	Description	Reqd. QTY		Serial No.	Parts catalogue code
			CB400 SFX	SFY		
		HOSE B, OUTLET WATER .....				0.5

- ① **Address number**
  - Address No. is provided (in place of the page No.) to help you refer to the part with the part No. or part name.
- ② **Block title** ③ **Block number**
- ④ **Service item/Flat rate time**
- ⑤ **Reference number**
  - Title number marked with the parenthesis or parentheses indicates that it continues from the previous page.
- ⑥ **Part number** ⑦ **Honda color code**
- ⑧ **Description**
- ⑨ **Assemblies**
  - Sections framed with broken lines in the exploded view drawings are available as complete assemblies. (Their individual parts can also be obtained.)
- ⑩ **Color description**
- ⑪ **Note**
  - Notes are shown with the parentheses in the part name column.
- ⑫ **Required quantity**
  - Reqd. QTY shown in the parenthesis or parentheses indicates the optional part.
  - Reqd. QTY marked with "N" indicates the optional part that should be selected as needed.
  - Reqd. QTY indicates the number of the part used in the block.
- ⑬ **Serial number**
- ⑭ **Parts catalogue code**
  - When the parts catalogue code column is blank, it indicates that the part is applicable to all codes.
- ⑮ **[Dotted line box]**
  - Parts enclosed within a dotted line [ ] are covered in a different block.
- ⑯ **[Hollow arrow]**
  - A hollow arrow [ ] indicates the block No. for the parts enclosed within a dotted line [ ] .
- ⑰ **[Solid arrow]**
  - A solid arrow [ ] indicates the block No. the part in question is connected to.

When the parts were revised



Ref. No.	Part No.	Description	Reqd. QTY		Serial No.
			CB400 SFX	SFY	
1	45156-MCE-000	CLAMPER, R. FR. BRAKE HOSE ..	1	1	
2	45157-MCE-000	CLAMPER, L. FR. BRAKE HOSE ..	1	1	
3	61100-MCE-000ZA	FENDER COMP., FR. *NH411M*FORCE SILVER METALLIC	1	-	-----3J,4J
	61100-MCE-000ZB	*PB284C*...CANDY PHOENIX BLUE	1	-	-----J,2J
4	61101-MCE-000	PLATE, FR. FENDER (###).....	2	2	-----1008000
	61101-MCE-010	.....	2	2	-----1008001
5	61102-MCE-300	CUSHION, FR. FENDER ..... (BLACK)	2	2	
6	61105-MCE-000	STAY, FR. FENDER MOUNTING ...	2	2	
7	61107-MR7-000	COLLAR (6.5) .....	4	4	
8	96001-06020-00	BOLT, FLANGE, 6X20 .....	4	4	


The number has been used from the initial model without revision.

When shown at the left side, it is applicable to the models of No.1008001 and the subsequent numbers.

When shown at the right side, it is applicable to the models up to No.1008000.

The parts listed with "###" at the end of the parts name have limited supply period (parts not for sale).

Abbreviations used in the parts catalogue

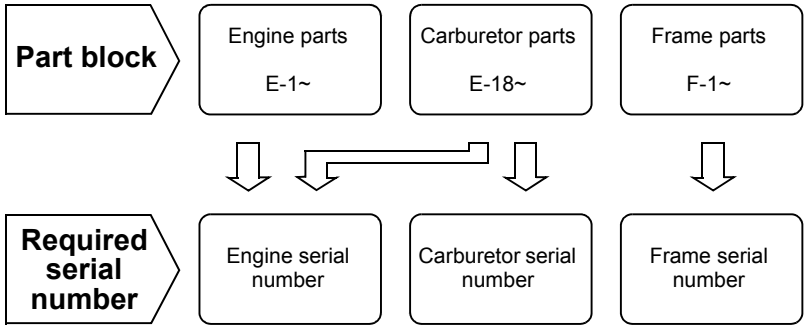


\* "L." or "R." in the description of a part stands for the LEFT hand side or the RIGHT hand side. Determine the left or right as if you were in the motorcycle seat.

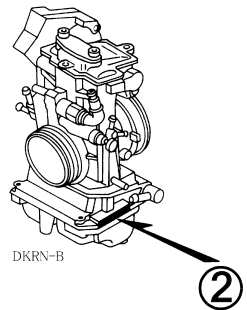
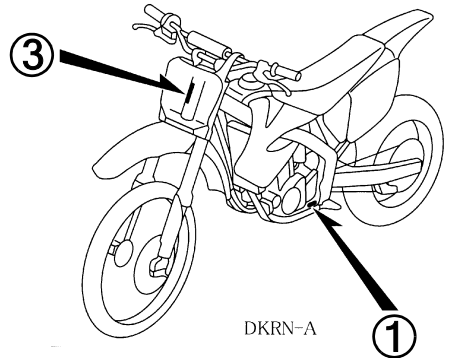
The following abbreviations are used in this parts catalogue.

- A ..... Ampere
- ABS ..... Anti-lock brake system
- A.C. .... Alternating current
- A.M. .... Attaching mark
- ASSY. .... Assembly
- C.D.I. .... Capacitive discharge ignition
- COMP. ... Complete
- D.C. .... Direct current
- EX. .... Exhaust
- FR. .... Front
- G ..... Gram
- HEX. .... Hexagonal
- IN. .... Inlet
- KPH ..... Kilometers per hour
- L. ....Left
- L (100L) .Link (100 Links)
- L.E.D. ....Light emitted diode
- MM .....Millimeter
- MPH .....Miles per hour
- R. ....Right
- RR. ....Rear
- STD. ....Standard
- T (22T) ...Tooth (22 Teeth)
- TCS .....Traction control system
- T.M. ....Transcript mark
- V .....Volt
- W .....Watt
- WL .....With labelling
- WOL .....Without labelling

Part block and serial number check



Check point ① ② ③





### Models, parts catalogue codes and applicable serial numbers

Models, parts catalogue codes and applicable serial Nos. given in this parts catalogue can be identified as follows.

Parts with parts catalogue codes are exclusive for models destined for countries designated.

If no area codes are listed, parts are for common use.

Model	Area code	Type	Parts catalogue code	Applicable engine serial No.	Applicable frame serial No.	Applicable carburetor serial No.
CRF250R4	ED	European direct sales	ED	ME10E-2000001~2049999	JH2ME10A*4M000001~4M009999	FCR01A A
			ED/A	ME10E-2050001~2099999	JH2ME10A*4K010001~4K099999	
	U	Australia	U	ME10E-2000001~2049999	JH2ME10U*4M000001~4M049999	
			U/A	ME10E-2050001~2099999	JH2ME10U*4K050001~4K099999	
CRF250R5	ED	European direct sales	ED	ME10E-2100001~2119999	JH2ME10A*5M100001~5M109999	FCR01B A
			ED/A	ME10E-2120001~2149999	JH2ME10A*5K110001~5K149999	
			ED/B	ME10E-2150001~2199999	JH2ME10A*5M150001~5M199999	
	U	Australia	U	ME10E-2100001~2119999	JH2ME10U*5M100001~5M109999	
			U/A	ME10E-2120001~2149999	JH2ME10U*5K110001~5K149999	
			U/B	ME10E-2150001~2199999	JH2ME10U*5M150001~5M199999	
CRF250R6	ED	European direct sales	ED	ME10E-2200001~2229999	JH2ME10A*6M200001~6M209999	FCR12A A
			ED/A	ME10E-2230001~2239999	JH2ME10A*6K210001~6K219999	
			ED/B	ME10E-2240001~2249999	JH2ME10A*6M230001~6M239999	
	U	Australia	U	ME10E-2200001~2229999	JH2ME10U*6M200001~6M209999	
			U/A	ME10E-2230001~2239999	JH2ME10U*6K210001~6K219999	
			U/B	ME10E-2240001~2249999	JH2ME10U*6M230001~6M239999	

Model	Area code	Type	Parts catalogue code	Applicable engine serial No.	Applicable frame serial No.	Applicable carburetor serial No.
CRF250R7	ED	European direct sales	ED	ME10E-2300001~2319999	JH2ME10A*7M300001~7M309999	FCR12B A
			ED/A	ME10E-2320001~2329999	JH2ME10A*7K310001~7K319999	
			ED/B	ME10E-2330001~2339999	JH2ME10A*7M330001~7M339999	
	U	Australia	U	ME10E-2300001~2319999	JH2ME10U*7M300001~7M309999	
			U/A	ME10E-2320001~2329999	JH2ME10U*7K310001~7K319999	
			U/B	ME10E-2330001~2339999	JH2ME10U*7M330001~7M339999	
CRF250R8	DE	Denmark	DE	ME10E-2400001~2409999	JH2ME10A*8M400001~8M409999	FCR12C A
			DE/A	ME10E-2410001~2419999	JH2ME10A*8K410001~8K419999	
	ED	European direct sales	ED	ME10E-2400001~2409999	JH2ME10A*8M400001~8M409999	
			ED/A	ME10E-2410001~2419999	JH2ME10A*8K410001~8K419999	
	U	Australia	U	ME10E-2400001~2409999	JH2ME10U*8M400001~8M409999	
			U/A	ME10E-2410001~2419999	JH2ME10U*8K410001~8K419999	
CRF250R9	ED	European direct sales	ED	ME10E-2500001~	JH2ME10A*9K500001~	FCR12D A
	U	Australia	U	ME10E-2500001~	JH2ME10U*9K500001~	

\* Of carburetor/throttle body identification numbers, only the portions underlined in the example below are used for registration.

FCR01A A KC ア

## Fuel hose, general purpose hoses and vinyl hose

- The standard part fuel hose, general purpose hose and vinyl hose may be substituted by the coiled bulk part.
- When ordering the standard part fuel hose, general purpose hose and vinyl hose use the bulk part number written in the parts catalogue in brackets ( ) underneath the part name, or use the catalogue below.  
(The bulk part standard length is 1 m, however, those displayed in the catalogue < > are available in 3 m and 8 m lengths.)
- When exchanging the hose, cut and use at the specified length as mentioned in the part name.  
(For the method of cutting the bulk part, and method of filling out orders etc., please refer to the service manual and the instructions issued with the bulk part.)
- The list below is a catalogue of the standard part numbers and bulk part numbers. Note that those numbers are applicable to the listed replacement parts only.

Fuel hoses/Tubes			
Standard part No.	Bulk part No.	Bulk part	
		Inner diameter (mm)	Length (m)
95001-30xxx-2x	95001-30001-20M	3.0	1
95001-30xxx-3x	95001-30001-30M	3.0	1
95001-30xxx-4x	95001-30001-40M	3.0	1
95001-35xxx-2x	95001-35001-50M <95001-35003-50M>	3.5	1 3
95001-35xxx-3x	95001-35001-60M <95001-35003-60M>	3.5	1 3
95001-35xxx-4x	95001-35001-60M <95001-35003-60M>	3.5	1 3
95001-35xxx-5x	95001-35001-50M <95001-35003-50M>	3.5	1 3
95001-35xxx-6x	95001-35001-60M <95001-35003-60M>	3.5	1 3
95001-45xxx-2x	95001-45001-50M <95001-45003-50M>	4.5	1 3
95001-45xxx-3x	95001-45001-60M <95001-45003-60M> <95001-45008-60M>	4.5	1 3 8
95001-45xxx-4x	95001-45001-60M <95001-45003-60M> <95001-45008-60M>	4.5	1 3 8
95001-45xxx-5x	95001-45001-50M <95001-45003-50M>	4.5	1 3
95001-45xxx-6x	95001-45001-60M <95001-45003-60M> <95001-45008-60M>	4.5	1 3 8
95001-55xxx-2x	95001-55001-50M <95001-55003-50M> <95001-55008-50M>	5.5	1 3 8

Fuel hoses/Tubes			
Standard part No.	Bulk part No.	Bulk part	
		Inner diameter (mm)	Length (m)
95001-55xxx-3x	95001-55001-60M <95001-55003-60M> <95001-55008-60M>	5.5	1 3 8
95001-55xxx-4x	95001-55001-60M <95001-55003-60M> <95001-55008-60M>	5.5	1 3 8
95001-55xxx-5x	95001-55001-50M <95001-55003-50M> <95001-55008-50M>	5.5	1 3 8
95001-55xxx-6x	95001-55001-60M <95001-55003-60M> <95001-55008-60M>	5.5	1 3 8
95001-75xxx-2x	95001-75001-50M <95001-75003-50M>	7.5	1 3
95001-75xxx-3x	95001-75001-60M <95001-75003-60M> <95001-75008-60M>	7.5	1 3 8
95001-75xxx-4x	95001-75001-60M <95001-75003-60M> <95001-75008-60M>	7.5	1 3 8
95001-75xxx-5x	95001-75001-50M <95001-75003-50M>	7.5	1 3
95001-75xxx-6x	95001-75001-60M <95001-75003-60M> <95001-75008-60M>	7.5	1 3 8
95001-80xxx-2x	95001-80001-50M	8.0	1
95001-80xxx-3x	95001-80001-60M	8.0	1
95001-80xxx-4x	95001-80001-60M	8.0	1
95001-80xxx-5x	95001-80001-50M	8.0	1
95001-80xxx-6x	95001-80001-60M	8.0	1

Vinyl tube				
Standard part No.	Bulk part No.	Bulk part		
		Inner dia- meter (mm)	Outer dia-meter (mm)	Length (m)
95003-01xxx-3x	95003-01001-60M <95003-01003-60M>	2.9	6.8	1 3
95003-01xxx-60	95003-01001-60M <95003-01003-60M>	2.9	6.8	1 3
95003-03xxx-3x	95003-03001-60M <95003-03003-60M>	3.0	6.0	1 3
95003-03xxx-60	95003-03001-60M <95003-03003-60M>	3.0	6.0	1 3
95003-05xxx-3x	95003-05001-60M <95003-05003-60M> <95003-05008-60M>	3.5	6.5	1 3 8
95003-05xxx-60	95003-05001-60M <95003-05003-60M> <95003-05008-60M>	3.5	6.5	1 3 8
95003-07xxx-1x	95003-07001-10M <95003-07003-10M> <95003-07008-10M>	4.0	7.0	1 3 8
95003-07xxx-20	95003-07001-10M <95003-07003-10M> <95003-07008-10M>	4.0	7.0	1 3 8
95003-07xxx-3x	95003-07001-60M <95003-07003-60M> <95003-07008-60M>	4.0	7.0	1 3 8
95003-07xxx-60	95003-07001-60M <95003-07003-60M> <95003-07008-60M>	4.0	7.0	1 3 8
95003-07xxx-7x	95003-07001-70M <95003-07003-70M> <95003-07008-70M>	4.0	7.0	1 3 8
95003-08xxx-1x	95003-08001-10M <95003-08003-10M> <95003-08008-10M>	4.5	6.5	1 3 8
95003-09xxx-3x	95003-09001-60M <95003-09003-60M>	4.5	8.0	1 3
95003-09xxx-60	95003-09001-60M <95003-09003-60M>	4.5	8.0	1 3
95003-10xxx-1x	95003-10001-10M <95003-10003-10M>	5.0	8.0	1 3
95003-10xxx-20	95003-10001-10M <95003-10003-10M>	5.0	8.0	1 3
95003-10xxx-3x	95003-10001-60M <95003-10003-60M>	5.0	8.0	1 3
95003-10xxx-60	95003-10001-60M <95003-10003-60M>	5.0	8.0	1 3
95003-11xxx-3x	95003-11001-60M <95003-11003-60M> <95003-11008-60M>	5.0	9.0	1 3 8
95003-11xxx-60	95003-11001-60M <95003-11003-60M> <95003-11008-60M>	5.0	9.0	1 3 8
95003-12xxx-1x	95003-12001-10M <95003-12003-10M> <95003-12008-10M>	5.0	7.0	1 3 8
95003-12xxx-20	95003-12001-10M <95003-12003-10M> <95003-12008-10M>	5.0	7.0	1 3 8

Vinyl tube				
Standard part No.	Bulk part No.	Bulk part		
		Inner dia- meter (mm)	Outer dia-meter (mm)	Length (m)
95003-14xxx-1x	95003-14001-10M <95003-14003-10M>	6.0	9.0	1 3
95003-14xxx-20	95003-14001-10M <95003-14003-10M>	6.0	9.0	1 3
95003-14xxx-3x	95003-14001-60M <95003-14003-60M>	6.0	9.0	1 3
95003-17xxx-1x	95003-17001-10M <95003-17003-10M>	7.0	9.0	1 3
95003-19xxx-1x	95003-19001-10M <95003-19003-10M> <95003-19008-10M>	7.0	11.0	1 3 8
95003-19xxx-20	95003-19001-10M <95003-19003-10M> <95003-19008-10M>	7.0	11.0	1 3 8
95003-19xxx-3x	95003-19001-60M <95003-19003-60M> <95003-19008-60M>	7.0	11.0	1 3 8
95003-19xxx-60	95003-19001-60M <95003-19003-60M> <95003-19008-60M>	7.0	11.0	1 3 8
95003-21xxx-1x	95003-21001-10M <95003-21003-10M>	8.0	9.0	1 3
95003-21xxx-20	95003-21001-10M <95003-21003-10M>	8.0	9.0	1 3
95003-23xxx-1x	95003-23001-10M <95003-23003-10M>	8.0	12.0	1 3
95003-23xxx-20	95003-23001-10M <95003-23003-10M>	8.0	12.0	1 3
95003-23xxx-3x	95003-23001-60M <95003-23003-60M> <95003-23008-60M>	8.0	12.0	1 3 8
95003-23xxx-60	95003-23001-60M <95003-23003-60M> <95003-23008-60M>	8.0	12.0	1 3 8
95003-25xxx-1x	95003-25001-10M <95003-25003-10M>	9.0	11.0	1 3
95003-25xxx-20	95003-25001-10M <95003-25003-10M>	9.0	11.0	1 3
95003-25xxx-3x	95003-25001-60M <95003-25003-60M>	9.0	11.0	1 3
95003-25xxx-7x	95003-25001-70M <95003-25003-70M>	9.0	11.0	1 3
95003-27xxx-1x	95003-27001-10M <95003-27003-10M>	9.0	13.0	1 3
95003-27xxx-20	95003-27001-10M <95003-27003-10M>	9.0	13.0	1 3
95003-27xxx-3x	95003-27001-60M <95003-27003-60M>	9.0	13.0	1 3
95003-27xxx-60	95003-27001-60M <95003-27003-60M>	9.0	13.0	1 3
95003-33xxx-1x	95003-33001-10M <95003-33003-10M>	10.0	14.0	1 3
95003-33xxx-20	95003-33001-10M <95003-33003-10M>	10.0	14.0	1 3

Vinyl tube				
Standard part No.	Bulk part No.	Bulk part		
		Inner dia- meter (mm)	Outer dia-meter (mm)	Length (m)
95003-36xxx-1x	95003-36001-10M <95003-36003-10M> <95003-36008-10M>	11.0	13.0	1 3 8
95003-36xxx-20	95003-36001-10M <95003-36003-10M> <95003-36008-10M>	11.0	13.0	1 3 8
95003-37xxx-3x	95003-37001-60M <95003-37003-60M>	11.0	15.0	1 3
95003-37xxx-60	95003-37001-60M <95003-37003-60M>	11.0	15.0	1 3
95003-38xxx-1x	95003-38001-10M <95003-38003-10M>	12.0	13.0	1 3
95003-38xxx-20	95003-38001-10M <95003-38003-10M>	12.0	13.0	1 3
95003-39xxx-1x	95003-39001-10M <95003-39003-10M>	12.0	14.0	1 3
95003-39xxx-20	95003-39001-10M <95003-39003-10M>	12.0	14.0	1 3
95003-40xxx-20	95003-40001-10M <95003-40003-10M>	12.0	16.0	1 3
95003-40xxx-3x	95003-40001-60M <95003-40003-60M>	12.0	16.0	1 3
95003-40xxx-60	95003-40001-60M <95003-40003-60M>	12.0	16.0	1 3
95003-43xxx-1x	95003-43001-10M <95003-43003-10M> <95003-43008-10M>	13.0	15.0	1 3 8
95003-43xxx-20	95003-43001-10M <95003-43003-10M> <95003-43008-10M>	13.0	15.0	1 3 8
95003-45xxx-1x	95003-45001-10M <95003-45003-10M> <95003-45008-10M>	14.0	18.0	1 3 8
95003-45xxx-20	95003-45001-10M <95003-45003-10M> <95003-45008-10M>	14.0	18.0	1 3 8
95003-50xxx-1x	95003-50001-10M <95003-50003-10M>	16.0	19.0	1 3
95003-50xxx-20	95003-50001-10M <95003-50003-10M>	16.0	19.0	1 3
95003-50xxx-3x	95003-50001-60M <95003-50003-60M>	16.0	19.0	1 3
95003-55xxx-1x	95003-55001-10M <95003-55003-10M>	17.5	20.5	1 3
95003-55xxx-20	95003-55001-10M <95003-55003-10M>	17.5	20.5	1 3
95003-60xxx-1x	95003-60001-10M <95003-60003-10M>	22.0	27.0	1 3
95003-60xxx-20	95003-60001-10M <95003-60003-10M>	22.0	27.0	1 3
95003-60xxx-3x	95003-60001-60M <95003-60003-60M>	22.0	27.0	1 3
95003-60xxx-60	95003-60001-60M <95003-60003-60M>	22.0	27.0	1 3

General purpose hoses			
Standard part No.	Bulk part No.	Bulk part	
		Inner diameter (mm)	Length (m)
95005-11xxx-3x	95005-11001-30M	11.0	1
95005-11xxx-5x	95005-11001-50M	11.0	1
95005-12xxx-1x	95005-12001-10M <95005-12003-10M>	12.0	1 3
95005-12xxx-2x	95005-12001-20M	12.0	1
95005-12xxx-3x	95005-12001-30M	12.0	1
95005-12xxx-5x	95005-12001-50M	12.0	1
95005-14xxx-1x	95005-14001-10M	14.0	1
95005-14xxx-2x	95005-14001-20M <95005-14003-20M>	14.0	1 3
95005-14xxx-3x	95005-14001-30M	14.0	1
95005-14xxx-5x	95005-14001-50M	14.0	1
95005-17xxx-1x	95005-17001-10M	17.0	1
95005-17xxx-2x	95005-17001-20M	17.0	1
95005-17xxx-3x	95005-17001-30M	17.0	1
95005-17xxx-5x	95005-17001-50M	17.0	1
95005-30xxx-3x	95005-30001-30M	3.0	1
95005-30xxx-5x	95005-30001-50M	3.0	1
95005-35xxx-1x	95005-35001-10M <95005-35003-10M> <95005-35008-10M>	3.5	1 3 8
95005-35xxx-2x	95005-35001-20M	3.5	1
95005-35xxx-3x	95005-35001-30M	3.5	1
95005-35xxx-4x	95005-35001-10M <95005-35003-10M> <95005-35008-10M>	3.5	1 3 8
95005-35xxx-5x	95005-35001-50M	3.5	1
95005-45xxx-1x	95005-45001-10M <95005-45003-10M> <95005-45008-10M>	4.5	1 3 8
95005-45xxx-2x	95005-45001-20M	4.5	1
95005-45xxx-3x	95005-45001-30M	4.5	1

General purpose hoses			
Standard part No.	Bulk part No.	Bulk part	
		Inner diameter (mm)	Length (m)
95005-45xxx-4x	95005-45001-10M <95005-45003-10M> <95005-45008-10M>	4.5	1 3 8
95005-45xxx-5x	95005-45001-50M	4.5	1
95005-50xxx-3x	95005-50001-30M <95005-50003-30M>	5.0	1 3
95005-50xxx-5x	95005-50001-50M	5.0	1
95005-55xxx-1x	95005-55001-10M <95005-55003-10M> <95005-55008-10M>	5.3	1 3 8
95005-55xxx-2x	95005-55001-20M <95005-55003-20M>	5.3	1 3
95005-55xxx-4x	95005-55001-10M <95005-55003-10M> <95005-55008-10M>	5.3	1 3 8
95005-65xxx-1x	95005-65001-10M <95005-65003-10M>	6.5	1 3
95005-65xxx-2x	95005-65001-20M	6.5	1
95005-70xxx-3x	95005-70001-30M <95005-70003-30M>	7.0	1 3
95005-70xxx-5x	95005-70001-50M	7.0	1
95005-75xxx-1x	95005-75001-10M <95005-75003-10M>	7.3	1 3
95005-75xxx-2x	95005-75001-20M	7.3	1
95005-80xxx-1x	95005-80001-10M <95005-80003-10M>	8.0	1 3
95005-80xxx-2x	95005-80001-20M	8.0	1
95005-80xxx-3x	95005-80001-30M	8.0	1
95005-80xxx-5x	95005-80001-50M	8.0	1
95005-91xxx-3x	95005-91001-30M	12.0	1
95005-91xxx-5x	95005-91001-50M	12.0	1
95005-92xxx-3x	95005-92001-30M	12.0	1
95005-92xxx-5x	95005-92001-50M	12.0	1

NOTE: X is displayed to represent the omitted numerals and letters of the roman alphabet.

⊙ **CAUTION: It is DANGEROUS to confuse the fuel hose with the general purpose hose or vinyl hose.**

Never use a general purpose hose or vinyl hose in place of a fuel hose or vice versa. Always use the correct bulk part in the parts catalogue, according to the service manual or the instructions issued with the bulk part.

• Bulk part number of fuel hose, general purpose hose and vinyl hose.

(Example)

9 5 0 0 1 - 7 5 0 0 1 - 5 0 M

**Bulk part number:** Refers to the bulk part.

**Marking code (hose type):** (fuel hose and general purpose hose)

**Change code (for added hose):** (Vinyl hose)

- Indicates number mark or change sequence, however, the code for the bulk part must be strictly 0 (zero).

**Types of code:**

- Fuel hose
  - 2: Red outside braid (3 mm inside dia. only)
  - 5: Black inside braid
  - 3: Red (3 mm inside dia. only)
  - 4: Ash gray with red stripe (3 mm inside dia. only)
  - 6: Black

- Vinyl hose
  - 1: Clear
  - 2: Black
  - 3: Light red
  - 6: Light red
  - 7: Pale black

- General hose
  - 1: Ash gray
  - 2: Ash gray
  - 3: Black
  - 5: Black

**Lengths:** 001: 1 m (standard)  
003: 3 m  
008: 8 m

**I.D code:** (fuel hose and general purpose hose)

- |                    |                                |
|--------------------|--------------------------------|
| 30: 3.0 mm         | 11: 11 mm                      |
| 35: 3.5 mm         | 91: 12 mm (outside dia. 15) mm |
| 45: 4.5 mm         | 92: 12 mm (outside dia. 16) mm |
| 50: 5.0 mm         | 12: 12 mm (outside dia. 17) mm |
| 55: 5.3 mm, 5.5 mm | 14: 14 mm                      |
| 65: 6.5 mm         | 17: 17 mm                      |
| 70: 7.0 mm         |                                |
| 75: 7.3 mm, 7.5 mm |                                |
| 80: 8.0 mm         |                                |

**ID./OD. code:** (vinyl hose)

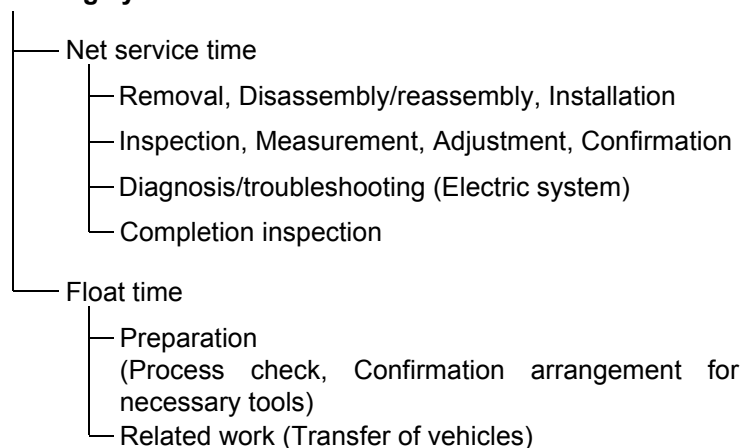
- |                         |                           |                           |
|-------------------------|---------------------------|---------------------------|
| 01: ID. 2.9, OD. 6.8 mm | 14: ID. 6.0, OD. 9.0 mm   | 37: ID. 11.0, OD. 15.0 mm |
| 03: ID. 3.0, OD. 6.0 mm | 17: ID. 7.0, OD. 9.0 mm   | 38: ID. 12.0, OD. 13.0 mm |
| 05: ID. 3.5, OD. 6.5 mm | 19: ID. 7.0, OD. 11.0 mm  | 39: ID. 12.0, OD. 14.0 mm |
| 07: ID. 4.0, OD. 7.0 mm | 21: ID. 8.0, OD. 9.0 mm   | 40: ID. 12.0, OD. 16.0 mm |
| 08: ID. 4.5, OD. 6.5 mm | 23: ID. 8.0, OD. 12.0 mm  | 43: ID. 13.0, OD. 15.0 mm |
| 09: ID. 4.5, OD. 8.0 mm | 25: ID. 9.0, OD. 11.0 mm  | 45: ID. 14.0, OD. 18.0 mm |
| 12: ID. 5.0, OD. 7.0 mm | 27: ID. 9.0, OD. 13.0 mm  | 50: ID. 16.0, OD. 19.0 mm |
| 10: ID. 5.0, OD. 8.0 mm | 33: ID. 10.0, OD. 14.0 mm | 55: ID. 17.5, OD. 20.5 mm |
| 11: ID. 5.0, OD. 9.0 mm | 36: ID. 11.0, OD. 13.0 mm | 60: ID. 22.0, OD. 27.0 mm |

**Hose type:** 1: Fuel hose  
3: Vinyl hose  
5: General hose

## FLAT RATE SERVICE TIME

Flat rate service time (FRT) means the standard time required to service a MC, which is listed in this manual to help the dealers control the actual working process and calculate the service charge by using it as a guide.

### FRT setting system



\* Float time is set by multiplying the net service time by a given coefficient.

### Editorial style

The service items shown in the text are listed with the exchange work time for the repair sales parts as the subject. Other representative service items not using repair parts (removal/installation, adjustment, inspection/measuring, and other work) are listed collectively in the list in the preface, classified according to the work.

### FRT setting standard

- Decimal system (in unit of 0.1) is adopted to set FRT as it is convenient to calculate the wage.  
Example: (0.1) → 6 minutes, (0.2) → 12 minutes  
[Labor cost per hour] x [FRT] = [Wage]
- FRT is set with a hand tool.
- Service items and FRT can be subject to change depending on development of tools and service equipment and improvement in service procedure.

**Work procedure**

- As the work procedure is set with the work time according to the method in the separate Service Manual, refer to this Manual as required.
- Work methods permitting servicing in the shortest time still permitting assurance of safe work and product warranty are used for the setting of service items not listed in the Service Manual.
- Work basically is to be performed by one person, and when two or more people are required, setting is done as the total time for the number of people.
- The set value for the technological level of the workers uses a person with three years of experience in the repair of Honda vehicles as the standard.
- Special tools and service equipment used to set FRT are those specified or recommended in Service Manual.

**Service item whose FRT is not presented**

- Accessories and service parts that are not listed to use in this manual.
  - Locations with little aging deterioration or breakage during normal use.
  - Service work that can be finished by one touch.
  - Service work that is seldom done (i.e. extremely small causes of trouble and service frequency).
- \* When FRT is not presented, please calculate wages based on appropriate actual work time

**Operation not included of FRT**

- Oil and coolant water draining, Waiting time for warming up operation and etc..
- Additional operation that involves removal/installation of standard exterior equipment.
- Indirect time spent for service by visiting the customer, trade-in, and delivery of a MC.
- Indirect time required for ordering and delivery of parts.
- Cost for grease, adhesive agent, etc. used for service work.



**Explanation of FRT by using an example**  
(The example may differ from the actual presented items)

Ref. No.	L.O.N.	Description	F.R.T.
(1)	111118	CAMSHAFT ..... 4.5	(2)
(3)	111118A	Replace rocker arm add ..... 1.0	(5)

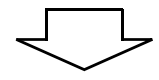
- ① Reference No. of the illustration of part that shows location of the replacement work.
- ② FRT is an abbreviation of Flat Rate Time indicating the standard service time required for the replacement.
- ③ LON is an abbreviation of Labor Operation Number, and it is a classification of the service items by the work unit code.  
  
The same operation code is used regardless of the models.  
  
Standard operation is indicated with 6 digits code, and additional operation is indicated with 7 digits code.
- ④ Indicating the camshaft replacement and FRT4.5.
- ⑤ Indicating FRT1.0 that will be added when additional operation (replace rocker arm) is done in association with camshaft replacement.

- ⑥ Indicating work contents that are included in the service item.
- ⑦ Indicating a reference No. whose operation and time are the same as FRT4.5 for the camshaft.

(The application range is limited to the service items without an LON setting within a same block.)

**How to refer to the service item by using the sample**  
(camshaft replacement)

Open to the page of the block where the camshaft's spare part illustration is shown.



Look for the camshaft illustration, and refer to the service item and FRT that agree with the reference No.

Indication mark for the listing of service items that continues to the following page

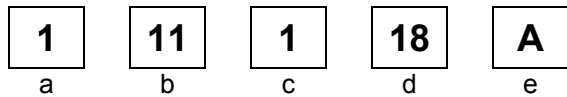
Ref. No.	L.O.N.	(Relative ref. Number) Description	F.R.T.
2	111118	CAMSHAFT .....	4.5
	.	.	.
	.	.	.

+  
Mark indicated at the last line.

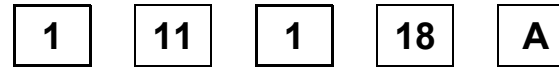
Indication of the block with no setting of FRT

Ref. No.	L.O.N.	(Relative ref. Number) Description	F.R.T.
<b>NO INFORMATION .....</b>			

• LON code system



- a) Category code..... Engine
- b) Location/function code ..... Engine upper
- c) Operation code..... Replace
- d) Operation sequence number (Unit code can be shown with alphabet) ..... camshaft (No regular rule of code)
- e) Additional code ..... replace rocker arm (No regular rule of code)



a) Category codes and classification

Code	Category
1	Engine
2	Transmission
3	Fuel & Exhaust
4	Frame & Body
5	Steering/Suspension
6	Electrical
7	Wheels/Brakes
8	Controls/instrument
9	-
0	-

c) Operation codes and classification

Code	Operation category
1	Replace, Removal/Installation, Change
2	Overhaul
3	Adjust, Balance
4	(Paint-related work: Top-coat)
5	Test, Inspect/diagnose, Measurement, Check
6	(Overhaul-related work: Rebore)
7	(Overhaul-related work: Reseal)
8	(Resurface)
9	(Paint-related work: Refinish)
0	Repair, Cleaning, Air bleeding

Major service items without using spare parts

(1) Removal/Installation, (2) Adjustment,  
(3) Inspection/Masurement, (4) Overhaul, (5) Other work

E: Engine, F: Frame

### \* OPERATIONS OTHER THAN REPLACING PARTS

#### (1) Removal and installation

Set for the configuration with the parts removed from the vehicle.

	LON	DESCRIPTION	FRT
E	1101E5	<b>TILTING ENGINE ASSEMBLY-REMOVAL/INSTALLATION</b> INCLUDES: All necessary adjustment	1.9
	1111K0	<b>CYLINDER HEAD ASSEMBLY-REMOVAL/INSTALLATION</b>	1.7
	3111D6	<b>CARBURETOR ASSEMBLY-REMOVAL/INSTALLATION</b>	0.5
	1101E6	<b>CRANKCASE SEPARATION</b> INCLUDES: Engine removal and installation	4.1

#### (2) Adjustment

	LON	DESCRIPTION	FRT
E	3113A0	<b>CARBURETOR IDLE-ADJUSTMENT</b>	0.1
	6143A1	<b>SPARK PLUG-ADJUSTMENT/CLEANING</b>	0.2
	1113A0	<b>VALVE CLEARANCE-ADJUSTMENT</b> NOTE: For 1 vehicle	0.8
F	2133A0	<b>DRIVE CHAIN-ADJUSTMENT</b>	0.1
	3113A3	<b>THROTTLE OPERATION-ADJUSTMENT</b>	0.1

#### (3) Inspection, Measurement

	LON	DESCRIPTION	FRT
E	1115A0	<b>COMPRESSION PRESSURE-MEASUREMENT</b>	0.3
	3115A0	<b>CARBURETOR FLOAT LEVEL-MEASUREMENT</b>	0.8

E	6145A0	<b>IGNITION TIMING-INSPECTION</b>	0.3
	2105A0	<b>TRANSMISSION OIL-INSPECTION</b> EXCLUDES: Oil change	0.1
	1135A0	<b>ENGINE OIL-INSPECTION</b> EXCLUDES: Oil change	0.1
F	7115A0	<b>BRAKE OPERATION-TEST</b>	0.1

#### (4) Overhaul

Work condition: The required Measurements, inspections, adjustments, and cleaning/washing of each part are performed, including the main body removal/installation work and the replacement of defective parts.

	LON	DESCRIPTION	FRT
E	311200	<b>CARBURETOR-OVERHAUL</b> INCLUDES: All necessary adjustment	1.0

#### (5) Other work

	LON	DESCRIPTION	FRT
E	1130A1	<b>OIL FILTER SCREEN-CLEANING</b> INCLUDES: Engine removal and installation	4.1
F	3120A0	<b>CLEANER ELEMENT-CLEANING</b>	0.2
	7110A0	<b>FRONT BRAKE-AIR BLEEDING</b>	0.2
	7110A1	<b>REAR BRAKE-AIR BLEEDING</b>	0.2
	1151E7	<b>RADIATOR COOLANT-CHANGE</b>	0.3

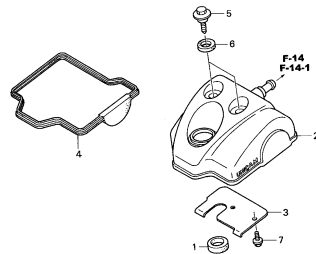
# ENGINE GROUP

C 1

E-1

CYLINDER HEAD COVER

D 1

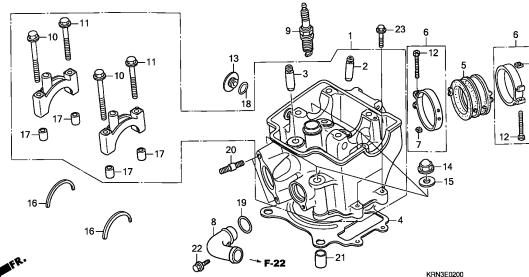


KRN4-E0100A

E-2

CYLINDER HEAD

D 2

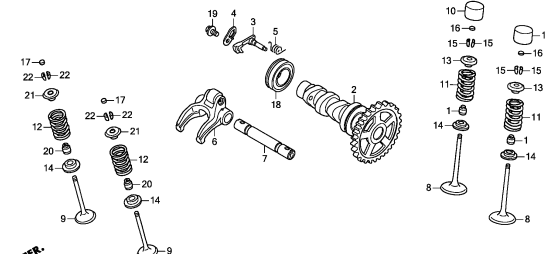


KRN4E0200

E-3

CAMSHAFT/VALVE

D 4

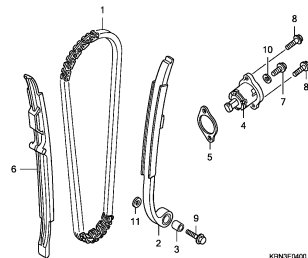


KRN4E0300

E-4

CAM CHAIN/TENSIONER

D 9

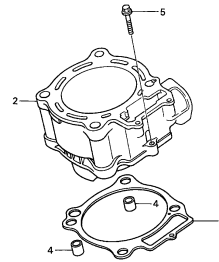


KRN4E0400

E-5

CYLINDER

D10

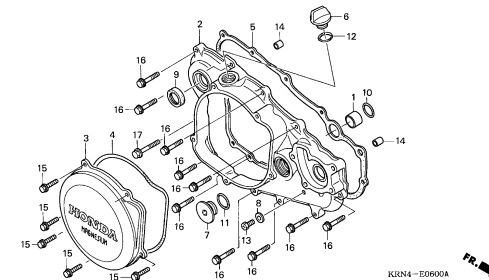


KRN4-E0500A

E-6

R. CRANKCASE COVER

D11

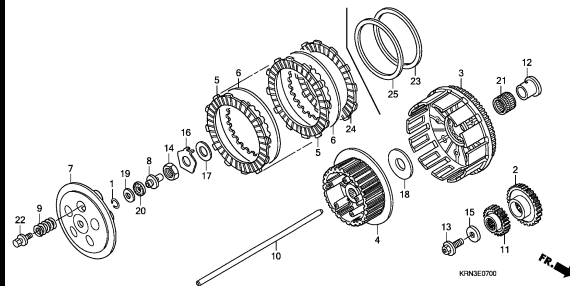


KRN4-E0600A

E-7

CLUTCH

D12

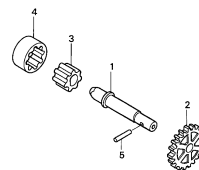


KRN4E0700

E-8

OIL PUMP

D14

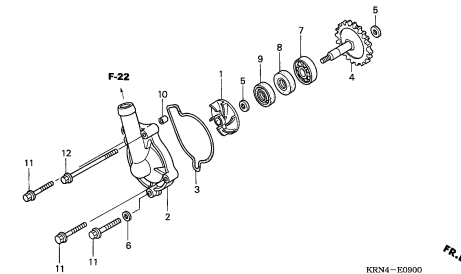


KRN4-E0800

E-9

WATER PUMP

D15



KRN4-E0900

2

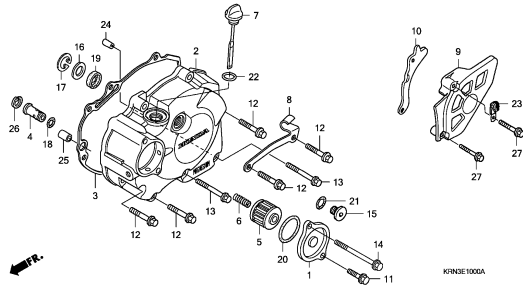
# ENGINE GROUP

C 2

E-10

L. CRANKCASE COVER

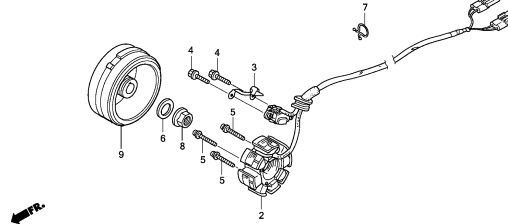
D16



E-11

GENERATOR

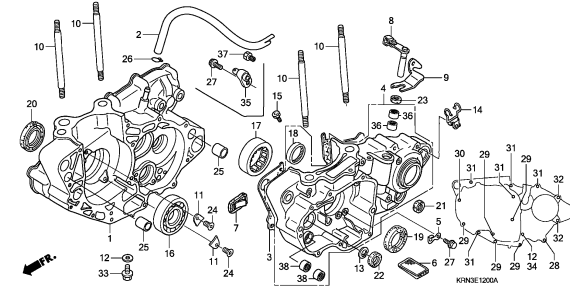
E 2



E-12

CRANKCASE

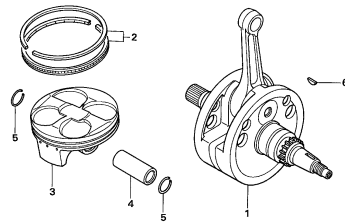
E 3



E-13

CRANKSHAFT/PISTON

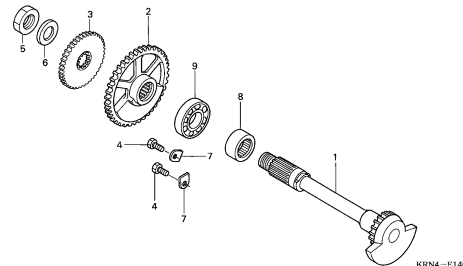
E 6



E-14

BALANCER

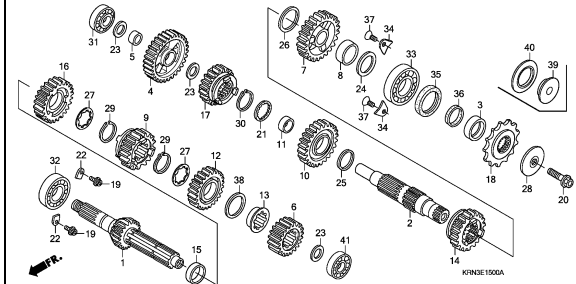
E 7



E-15

TRANSMISSION

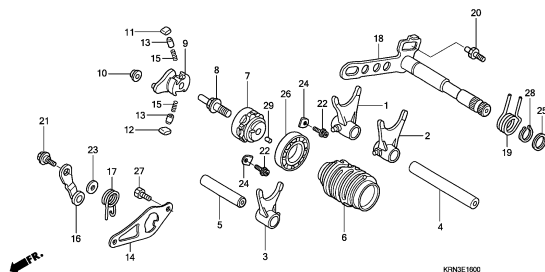
E 8



E-16

GEARSHIFT DRUM

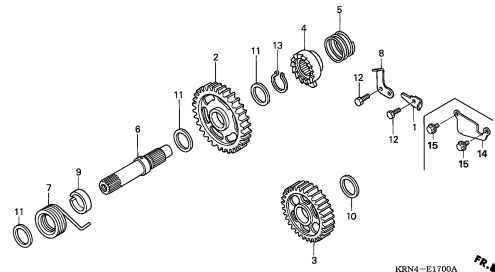
E11



E-17

KICK STARTER SPINDLE

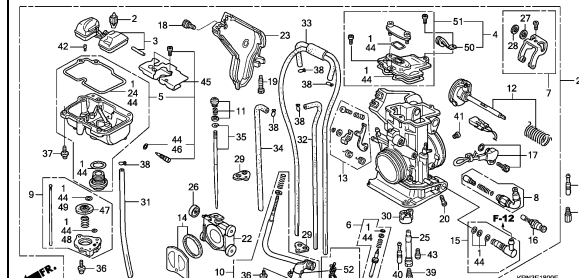
E13



E-18

CARBURETOR

E14



2

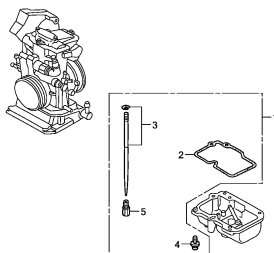
# ENGINE GROUP

C 3

E-18-1

CARBURETOR O.P. KIT

F 3

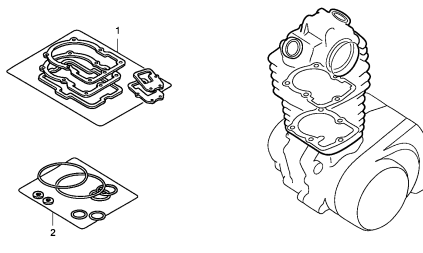


KIN011801

EOP-1

GASKET KIT A

F 5

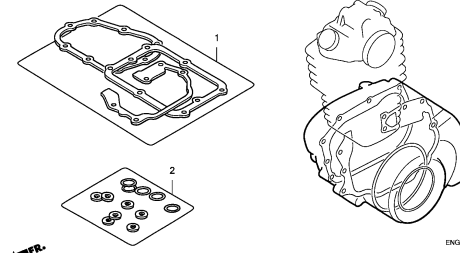


ENG1X00018

EOP-2

GASKET KIT B

F 6



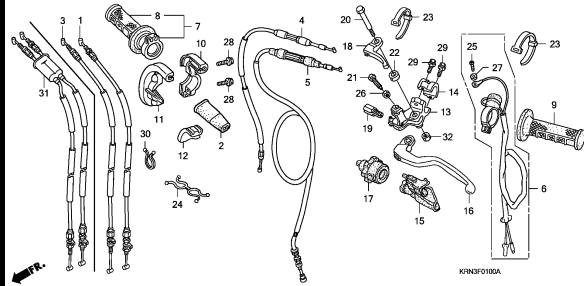
ENG2X00018

2

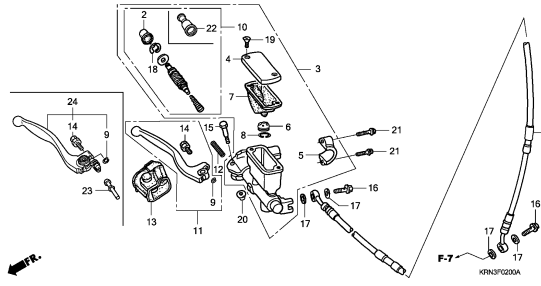
# FRAME GROUP

C 4

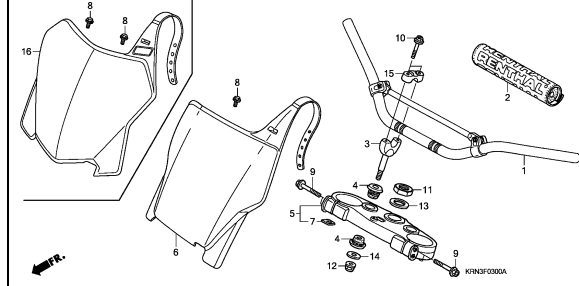
**F-1** HANDLE LEVER/SWITCH/CABLE G 1



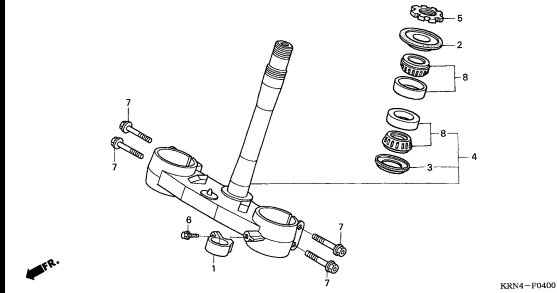
**F-2** FR. BRAKE MASTER CYLINDER G 3



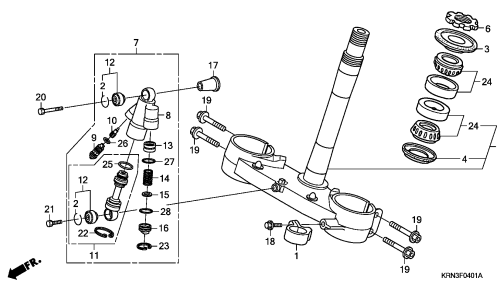
**F-3** HANDLE PIPE/TOP BRIDGE G 5



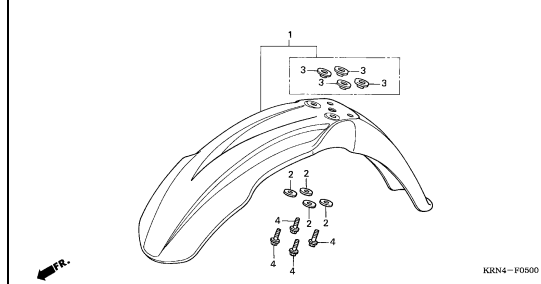
**F-4** STEERING STEM (CRF250R4/5/6/7) G 6



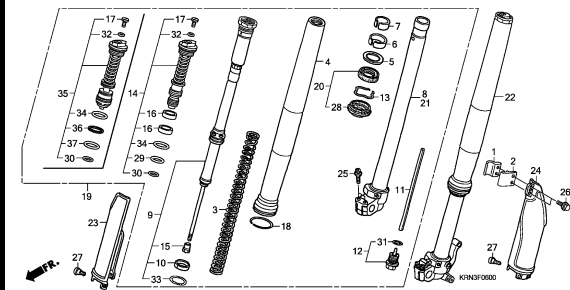
**F-4-1** STEERING STEM(CRF250R8/9)/ STEERING DAMPER G 7



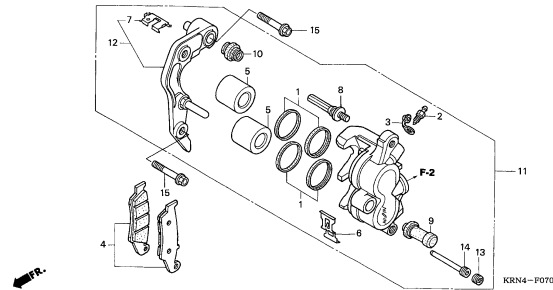
**F-5** FRONT FENDER G 9



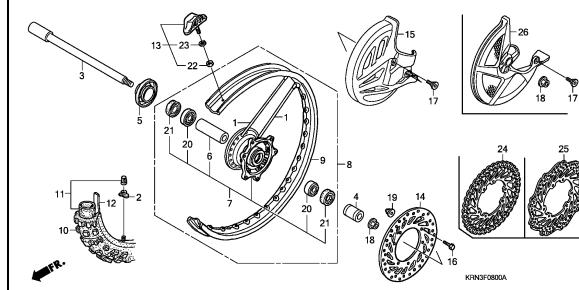
**F-6** FRONT FORK G10



**F-7** FRONT BRAKE CALIPER G13



**F-8** FRONT WHEEL G14



3

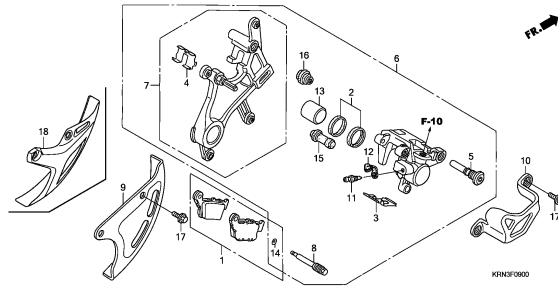
# FRAME GROUP

C 5

F-9

REAR BRAKE CALIPER

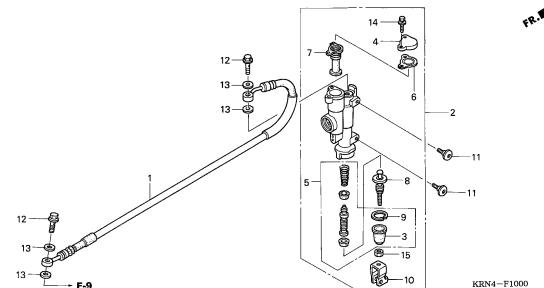
H 1



F-10

RR. BRAKE MASTER CYLINDER

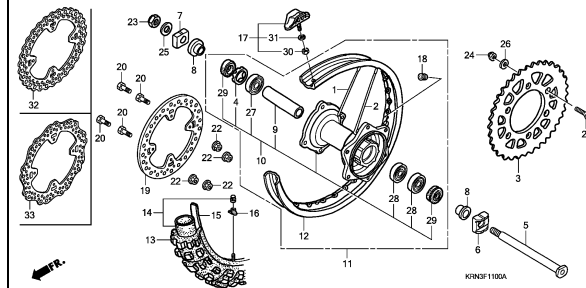
H 3



F-11

REAR WHEEL

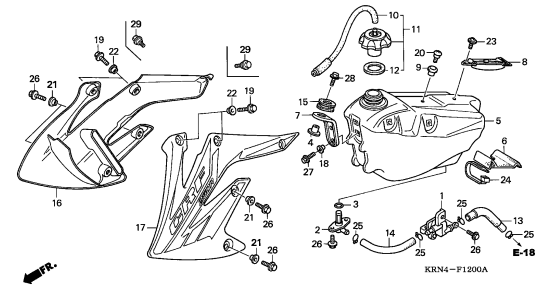
H 5



F-12

FUEL TANK

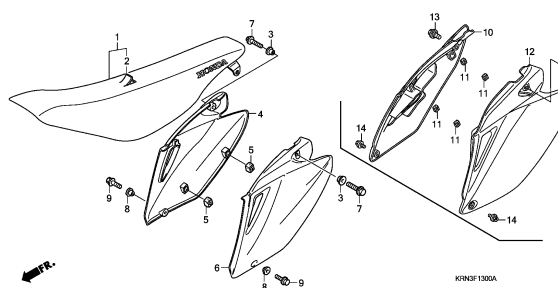
H 7



F-13

SEAT/SIDE COVER

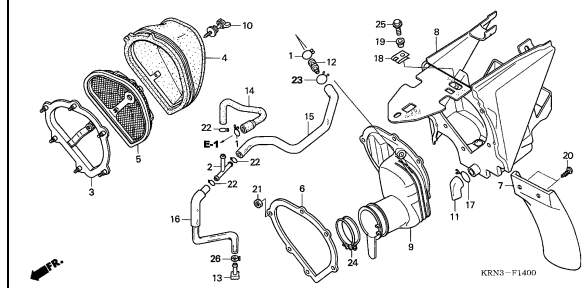
H 9



F-14

AIR CLEANER(CRF250R4/5)

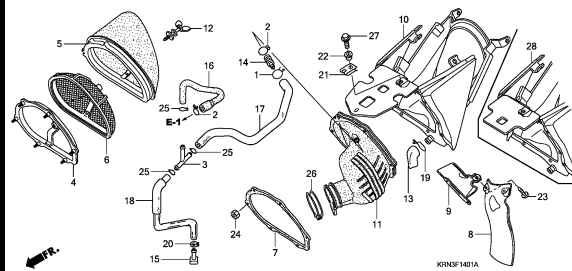
H11



F-14-1

AIR CLEANER (CRF250R6/7/8/9)

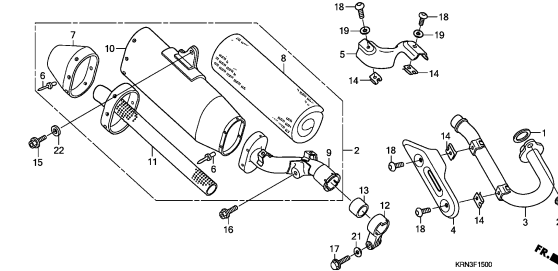
H13



F-15

EXHAUST MUFFLER (CRF250R4)

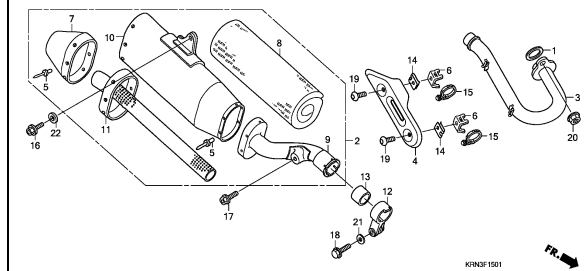
H15



F-15-1

EXHAUST MUFFLER (CRF250R5)

H16



3



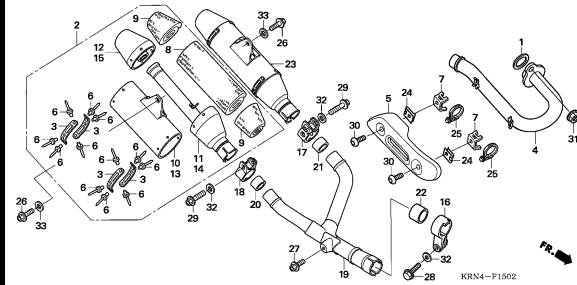
# FRAME GROUP

C 6

F-15-2

EXHAUST MUFFLER (CRF250R6)

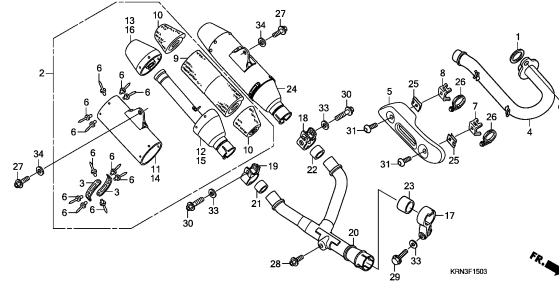
I 1



F-15-3

EXHAUST MUFFLER (CRF250R7/8/9)

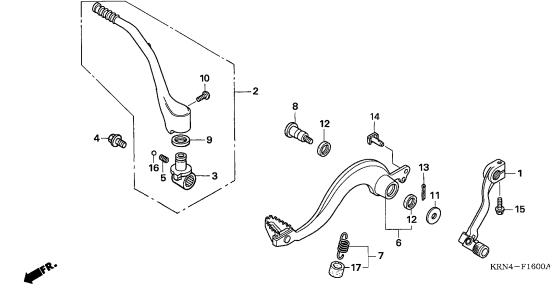
I 3



F-16

PEDAL/KICK STARTER ARM

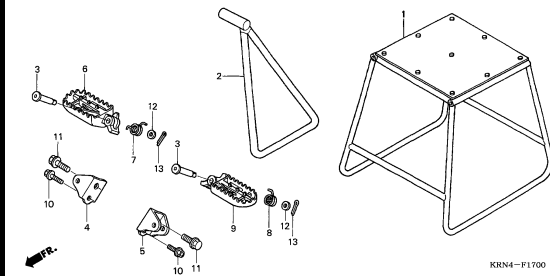
I 5



F-17

STAND/STEP

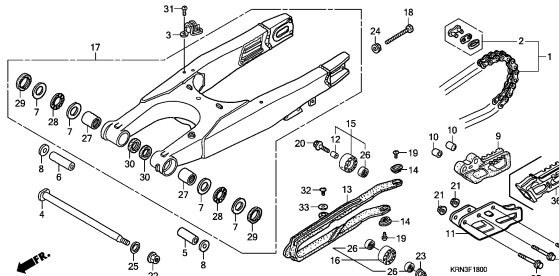
I 6



F-18

SWINGARM

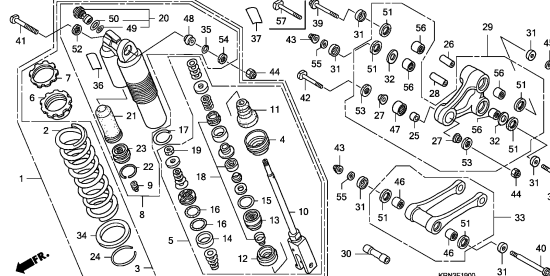
I 7



F-19

REAR CUSHION

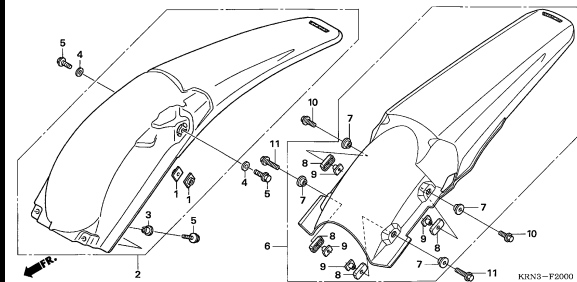
I 9



F-20

REAR FENDER

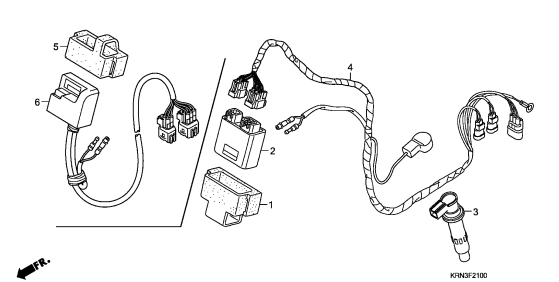
I 13



F-21

WIRE HARNESS

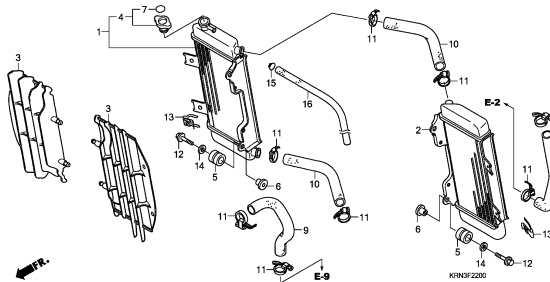
I 14



F-22

RADIATOR

I 15



3

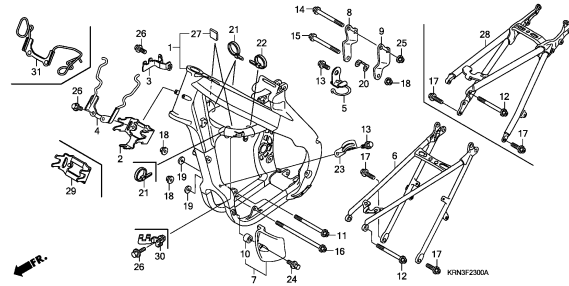
# FRAME GROUP

C 7

F-23

FRAME BODY

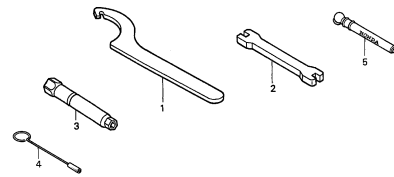
J 1



F-24

TOOLS

J 3

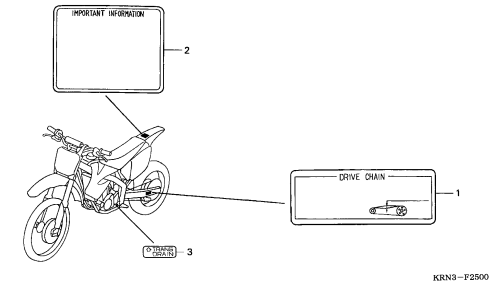


KRN4-P2400

F-25

CAUTION LABEL

J 4

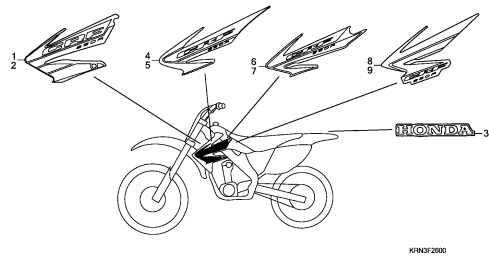


KRN3-P2500

F-26

MARK(CRF250R4/5/6/7)

J 5

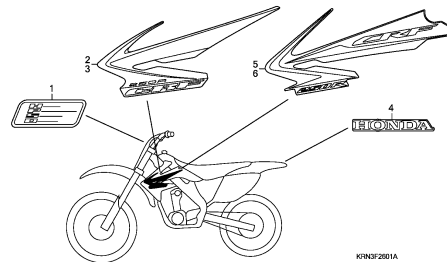


KRN3-P2600

F-26-1

MARK(CRF250R8/9)

J 6



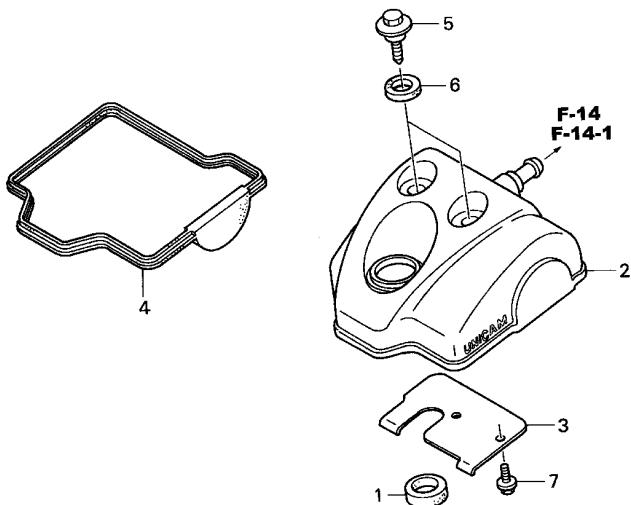
KRN3-P261A

3

E-1

CYLINDER HEAD COVER

D 1

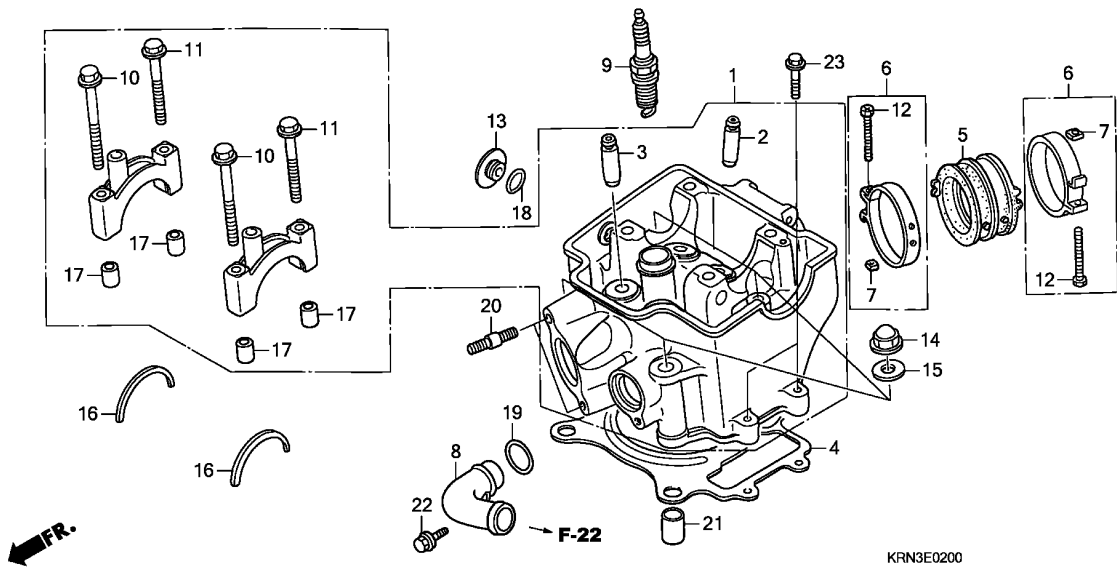


KRN4-E0100A

Ref. No.	L.O.N.	(Relative ref. Number) Description	F.R.T.
2	1111C4	COVER, CYLINDER HEAD .....	0.3
4		(1)	
	1111D2	GASKET, CYLINDER HEAD COVER ..	0.3

Ref. No.	Part No.	Description	Reqd. QTY						Serial No.	Parts catalogue code
			4	5	6	7	8	9		
1	12226-MEB-670	SEAL, RING .....	1	1	1	1	1	1		
2	12310-KRN-670	COVER COMP., CYLINDER HEAD ..	1	1	1	1	1	1	-	
	12310-KSC-A30	.....	-	-	-	-	-	-	1	
3	12316-KRN-670	PLATE, BREATHER .....	1	1	1	1	1	1	1	
4	12391-KRN-670	GASKET, HEAD COVER .....	1	1	1	1	1	1	1	
5	90017-MY9-790	BOLT, HEAD COVER .....	2	2	2	2	2	2	2	
6	90543-MV9-670	RUBBER, MOUNTING .....	2	2	2	2	2	2	2	
7	96300-06012-00	BOLT, FLANGE, 6X12 .....	2	2	2	2	2	2	2	

2



Ref. No.	L.O.N.	(Relative ref. Number) Description	F.R.T.
1	111106	HEAD, CYLINDER ..... .INCLUDES: Valve adjust and reface	3.1
2	1111L9	GUIDE, INTAKE VALVE(ONE) ..... .INCLUDES: Reaming .INCLUDES: Valve adjust and reface	2.6
	1111L9A	.Replace all intake valve guide add .....	0.3
	1111M9	GUIDE, VALVE :FOR 1 VEHICLE .. .INCLUDES: Reaming .INCLUDES: Valve adjust and reface	3.5
3	1111M0	GUIDE, EXHAUST VALVE(ONE) .... .INCLUDES: Reaming .INCLUDES: Valve adjust and reface	2.6
	1111MOA	.Replace all exhaust valve guide add .....	0.3
	1111M9	GUIDE, VALVE :FOR 1 VEHICLE .. .INCLUDES: Reaming .INCLUDES: Valve adjust and reface	3.5
4	111115	GASKET, CYLINDER HEAD .....	1.7

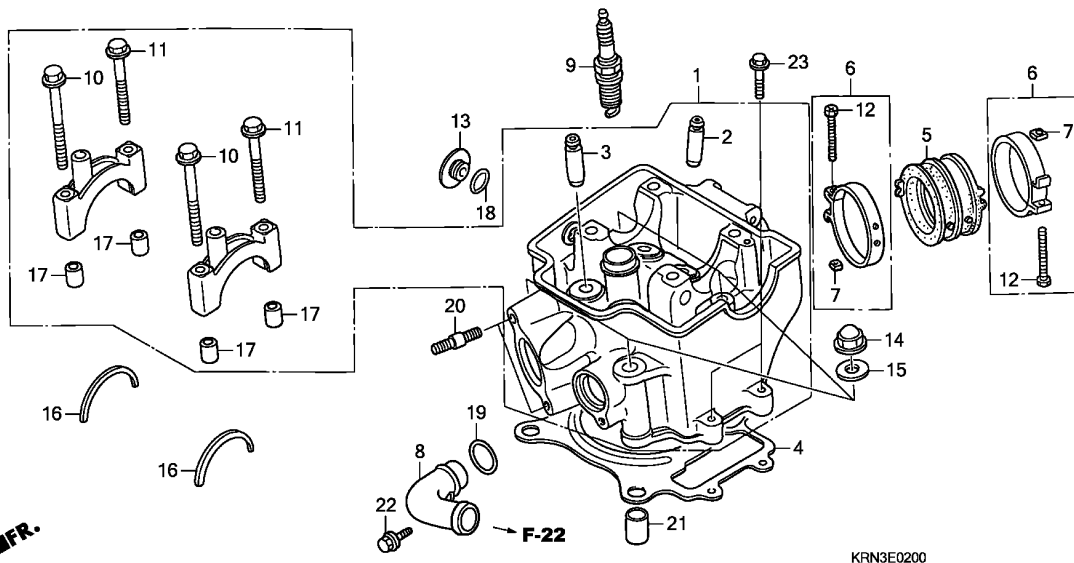
Ref. No.	Part No.	Description	Reqd. QTY					Serial No.	Parts catalogue code
			4	5	6	7	8		
1	12010-KRN-670	HEAD ASSY., CYLINDER .....	1	-	-	-	-	2006059 ED,U	
	12010-KRN-671	.....	1	-	-	-	-	2006060 ED,U	
	12010-KRN-672	.....	1	-	-	-	-	2050849 ED/A,U/A	
	12010-KRN-730	.....	-	1	-	-	-	2050850 ED/A,U/A	
	12010-KRN-850	.....	-	-	1	-	-		
	12010-KRN-A00	.....	-	-	-	1	-		
	12010-KRN-A10	.....	-	-	-	-	1		
	12010-KRN-A30	.....	-	-	-	-	1		
2	12204-KRN-P00	GUIDE, IN. VALVE (O.S.) .....	2	2	2	2	2		
3	12205-KRN-P00	GUIDE, EX. VALVE (O.S.) .....	2	2	2	2	-		
	12205-KRN-P10	.....	-	-	-	-	2		
4	12251-KRN-671	GASKET, CYLINDER HEAD .....	1	-	-	-	-		
	12251-KRN-731	.....	-	1	1	1	1		
5	16211-KRN-670	INSULATOR, CARBURETOR .....	1	1	-	-	-		
	16211-KRN-850	.....	-	-	1	1	1		
6	16218-MCJ-000	BAND B, INSULATOR .....	2	2	2	2	2		
7	16222-MV4-300	NUT, SQUARE, 5MM .....	2	2	2	2	2		
8	19523-MEB-670	PIPE, WATER .....	1	-	-	-	-		
	19523-KRN-730	JOINT, WATER .....	-	1	1	1	1		
9	31911-MBW-E11	PLUG, SPARK (IMR8C-9H) (NGK) ..	1	-	-	-	-		
	31912-MBW-E11	PLUG, SPARK (IMR9C-9H) (NGK) ..	(1)	-	-	-	-		
	31921-MBW-E12	PLUG, SPARK (VUH24D) (DENSO) ..	1	-	-	-	-		
	31922-MBW-E12	PLUG, SPARK (VUH27D) (DENSO) ..	(1)	-	-	-	-		
	31911-KRN-731	PLUG, SPARK (R0409B-8) (NGK) ..	-	1	1	1	1		
	31912-KRN-731	PLUG, SPARK (R0409B-9) (NGK) ..	-	(1)	(1)	(1)	(1)		
10	90001-KRN-670	BOLT, FLANGE, 7X60 .....	2	2	2	2	2		



E-2

CYLINDER HEAD

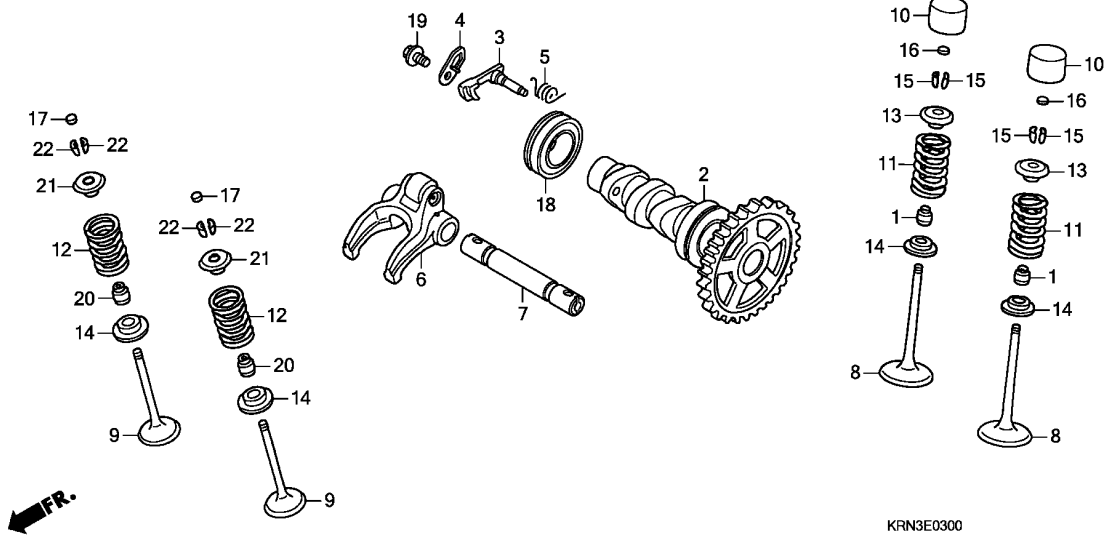
D 3



Ref. No.	L.O.N.	(Relative ref. Number) Description	F.R.T.
5	311131	INSULATOR, THROTTLE BODY/ CARBURETOR .....	0.5
8	1141F4	PIPE, WATER OUTLET :FRONT ....	0.4
9	614130	PLUG, SPARK .....	0.2

Ref. No.	Part No.	Description	Reqd. QTY					Serial No.	Parts catalogue code
			4	5	6	7	8		
			CRF250R						
11	90002-KRN-670	BOLT, FLANGE, 7X50 .....	2	2	2	2	2	2	
12	90005-MCJ-000	BOLT, RECESSED, 5X28 .....	2	2	2	2	2	2	
13	90084-MEN-670	CAP, 14MM .....	1	1	1	1	1	1	
14	90232-MB6-680	NUT, CAP, 9MM .....	4	4	4	4	4	4	
15	90401-KRN-670	WASHER, PLAIN, 9MM .....	4	4	4	4	4	4	
16	90446-KRN-670	WASHER, CAMSHAFT THRUST .....	2	2	2	2	2	2	
17	90701-MR7-000	DOWEL PIN, 9X14 .....	4	4	4	4	4	4	
18	91303-377-000	O-RING, 13.8X2.5 .....	1	1	1	1	1	1	
19	91312-KE7-003	O-RING, 19X3(NOK) .....	1	1	1	1	1	1	
20	92900-08022-0B	BOLT, STUD, 8X22 .....	2	2	2	2	2	2	
21	94301-12200	DOWEL PIN, 12X20 .....	2	2	2	2	2	2	
22	96001-06014-00	BOLT, FLANGE, 6X14 .....	1	-	-	-	-	-	
	96001-06020-00	BOLT, FLANGE, 6X20 .....	-	1	1	1	1	1	
23	96001-06028-00	BOLT, FLANGE, 6X28 .....	2	2	2	2	2	2	

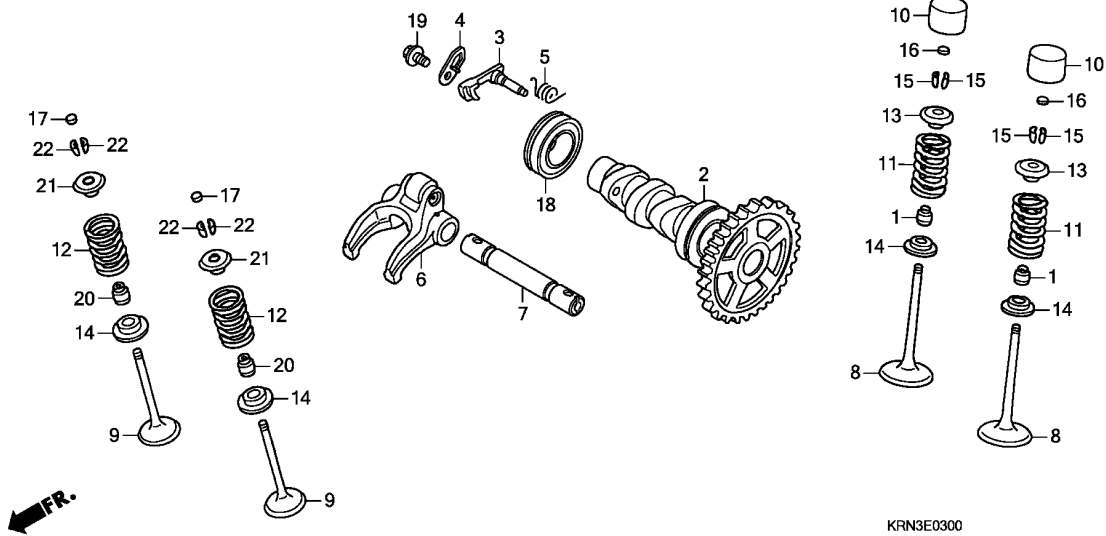
2



Ref. No.	L.O.N.	(Relative ref. Number) Description	F.R.T.
2	111118	CAMSHAFT ..... .INCLUDES: Valve adjustment	1.1
3	1111T7	WEIGHT, DECOMPRESSION ..... (7)	0.7
6	1111K9	ARM, EXHAUST VALVE ROCKER(ONE) .INCLUDES: Valve adjustment	0.8
8	1111N0	VALVE, INTAKE(ONE) ..... .INCLUDES: Refacing	2.1
	1111NOA	.Replace all intake valve add	0.2
	1111P0	VALVE :FOR 1 VEHICLE ..... .INCLUDES: Refacing	2.7
9	1111N1	VALVE, EXHAUST(ONE) ..... .INCLUDES: Refacing	2.1
	1111N1A	.Replace all exhaust valve add	0.2
	1111P0	VALVE :FOR 1 VEHICLE ..... .INCLUDES: Refacing	2.7
11	1111P2	SPRING AND/OR STEM SEAL, INTAKE VALVE(ONE) ..... .Replace all intake spring add	1.9
	1111P2A	SPRING AND/OR STEM SEAL, VALVE :FOR 1 VEHICLE ..... (1,13,14,15)	0.1
	1111Q2	SPRING AND/OR STEM SEAL, VALVE :FOR 1 VEHICLE ..... (14,20,21,22)	2.2
12	1111P3	SPRING AND/OR STEM SEAL, EXHAUST VALVE(ONE) ..... +	1.9

Ref. No.	Part No.	Description	Reqd. QTY					Serial No.	Parts catalogue code
			4	5	6	7	8		
1	12209-GB4-681	SEAL, VALVE STEM (NOK) .....	2	2	2	2	2	2	
2	14100-KRN-670	CAMSHAFT COMP. ....	1	1	-	-	-	-	
	14100-KRN-730	.....	-	1	-	-	-	-	
	14100-KRN-A00	.....	-	-	-	1	-	-	
	14100-KRN-A10	.....	-	-	-	-	1	1	
3	14102-KRN-670	WEIGHT, DECOMPRESSION .....	1	1	1	1	1	1	
4	14105-KRN-670	PLATE, WEIGHT SETTING .....	1	1	1	1	1	1	
5	14106-KRN-670	SPRING, DECOMPRESSION .....	1	1	1	-	-	-	
	14106-KRN-A00	.....	-	-	-	1	1	1	
6	14440-KRN-670	ARM COMP., EX. ROCKER .....	1	1	1	1	-	-	
	14440-KRN-A10	.....	-	-	-	-	1	1	
7	14451-KRN-670	SHAFT, EX. ROCKER ARM .....	1	-	-	-	-	-	ED,U
		.....	1	-	-	-	-	-	2052388 ED/A,U/A
	14451-KSC-670	.....	1	-	-	-	-	-	2052389 ED/A,U/A
		.....	-	1	-	-	-	-	
	14451-KSC-671	.....	-	-	1	1	-	-	
	14451-KRN-A10	.....	-	-	-	-	1	1	
8	14711-KRN-670	VALVE, IN. ....	2	2	2	2	2	2	
9	14721-KRN-670	VALVE, EX. ....	2	2	2	2	-	-	
	14721-KRN-A10	.....	-	-	-	-	2	2	
10	14731-KRN-670	LIFTER, VALVE .....	2	2	2	-	-	-	
	14731-KRN-A00	.....	-	-	-	2	2	2	
11	14751-KRN-670	SPRING, IN. VALVE .....	2	2	2	-	-	-	
	14751-KRN-A00	.....	-	-	-	-	2	-	
	14751-KRN-A10	.....	-	-	-	-	2	2	
12	14761-KRN-670	SPRING, EX. VALVE .....	2	2	2	-	-	-	
		.....	-	-	-	2	-	-	2300115 ED,U





Ref. No.	L.O.N.	(Relative ref. Number) Description	F.R.T.
+12	1111P3A	.Replace all exhaust spring add .....	0.1
	1111Q2	SPRING AND/OR STEM SEAL, VALVE :FOR 1 VEHICLE .....	2.2
18	1111Q5	BEARING, CAMSHAFT .....	1.0

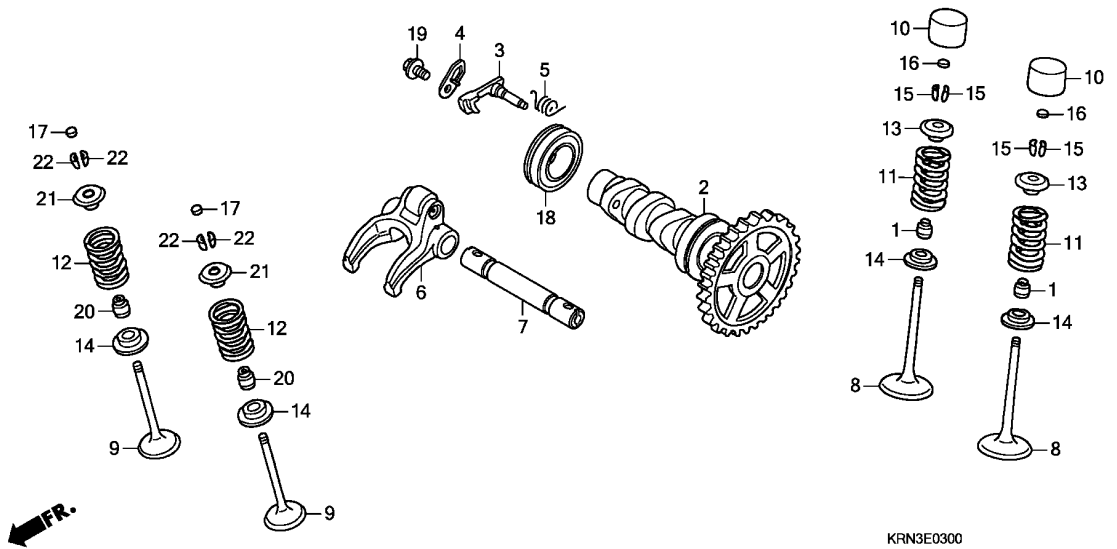
Ref. No.	Part No.	Description	Reqd. QTY					Serial No.	Parts catalogue code
			4	5	CRF250R 6	7	8		
12)	14761-KRN-671	SPRING, EX. VALVE .....	-	-	-	2	-	-	----- ED/A,ED/B,U/A,U/B
	14761-KRN-A11	.....	-	-	-	-	2	2	2300116 ----- ED,U
13	14771-KRN-670	RETAINER, VALVE SPRING .....	2	2	2	-	-	-	
	14771-KRN-A00	.....	-	-	-	2	-	-	
	14772-KRN-A10	.....	-	-	-	-	2	2	
14	14775-KRN-670	SEAT, VALVE SPRING .....	4	4	4	4	4	4	
15	14781-MAT-000	COTTER, VALVE .....	4	4	4	4	4	4	
16	14901-KT7-013	SHIM, TAPPET (1.200) .....	2	2	2	2	2	2	
	14902-KT7-013	SHIM, TAPPET (1.225) .....	2	2	2	2	2	2	
	14903-KT7-013	SHIM, TAPPET (1.250) .....	2	2	2	2	2	2	
	14904-KT7-013	SHIM, TAPPET (1.275) .....	2	2	2	2	2	2	
	14905-KT7-013	SHIM, TAPPET (1.300) .....	2	2	2	2	2	2	
	14906-KT7-013	SHIM, TAPPET (1.325) .....	2	2	2	2	2	2	
	14907-KT7-013	SHIM, TAPPET (1.350) .....	2	2	2	2	2	2	
	14908-KT7-013	SHIM, TAPPET (1.375) .....	2	2	2	2	2	2	
	14909-KT7-013	SHIM, TAPPET (1.400) .....	2	2	2	2	2	2	
	14910-KT7-013	SHIM, TAPPET (1.425) .....	2	2	2	2	2	2	
	14911-KT7-013	SHIM, TAPPET (1.450) .....	2	2	2	2	2	2	
	14912-KT7-013	SHIM, TAPPET (1.475) .....	2	2	2	2	2	2	
	14913-KT7-013	SHIM, TAPPET (1.500) .....	2	2	2	2	2	2	
	14914-KT7-013	SHIM, TAPPET (1.525) .....	2	2	2	2	2	2	
	14915-KT7-013	SHIM, TAPPET (1.550) .....	2	2	2	2	2	2	
	14916-KT7-013	SHIM, TAPPET (1.575) .....	2	2	2	2	2	2	
	14917-KT7-013	SHIM, TAPPET (1.600) .....	2	2	2	2	2	2	
	14918-KT7-013	SHIM, TAPPET (1.625) .....	2	2	2	2	2	2	
	14919-KT7-013	SHIM, TAPPET (1.650) .....	2	2	2	2	2	2	
	14920-KT7-013	SHIM, TAPPET (1.675) .....	2	2	2	2	2	2	

2

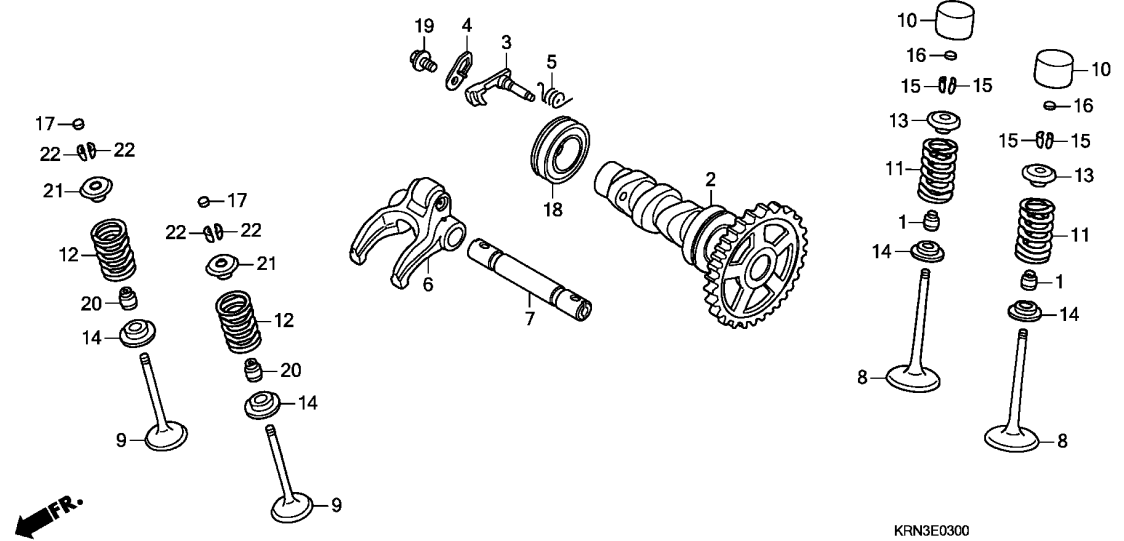
Ref. No.	Part No.	Description	Reqd. QTY						Serial No.	Parts catalogue code
			4	5	6	7	8	9		
16)	14921-KT7-013	SHIM, TAPPET (1.700) .....	2	2	2	2	2	2		
	14922-KT7-013	SHIM, TAPPET (1.725) .....	2	2	2	2	2	2		
	14923-KT7-013	SHIM, TAPPET (1.750) .....	2	2	2	2	2	2		
	14924-KT7-013	SHIM, TAPPET (1.775) .....	2	2	2	2	2	2		
	14925-KT7-013	SHIM, TAPPET (1.800) .....	2	2	2	2	2	2		
	14926-KT7-013	SHIM, TAPPET (1.825) .....	2	2	2	2	2	2		
	14927-KT7-013	SHIM, TAPPET (1.850) .....	2	2	2	2	2	2		
	14928-KT7-013	SHIM, TAPPET (1.875) .....	2	2	2	2	2	2		
	14929-KT7-013	SHIM, TAPPET (1.900) .....	2	2	2	2	2	2		
	14930-KT7-013	SHIM, TAPPET (1.925) .....	2	2	2	2	2	2		
	14931-KT7-013	SHIM, TAPPET (1.950) .....	2	2	2	2	2	2		
	14932-KT7-013	SHIM, TAPPET (1.975) .....	2	2	2	2	2	2		
	14933-KT7-013	SHIM, TAPPET (2.000) .....	2	2	2	2	2	2		
	14934-KT7-013	SHIM, TAPPET (2.025) .....	2	2	2	2	2	2		
	14935-KT7-013	SHIM, TAPPET (2.050) .....	2	2	2	2	2	2		
	14936-KT7-013	SHIM, TAPPET (2.075) .....	2	2	2	2	2	2		
	14937-KT7-013	SHIM, TAPPET (2.100) .....	2	2	2	2	2	2		
	14938-KT7-013	SHIM, TAPPET (2.125) .....	2	2	2	2	2	2		
	14939-KT7-013	SHIM, TAPPET (2.150) .....	2	2	2	2	2	2		
	14940-KT7-013	SHIM, TAPPET (2.175) .....	2	2	2	2	2	2		
	14941-KT7-013	SHIM, TAPPET (2.200) .....	2	2	2	2	2	2		
	14942-KT7-013	SHIM, TAPPET (2.225) .....	2	2	2	2	2	2		
	14943-KT7-013	SHIM, TAPPET (2.250) .....	2	2	2	2	2	2		
	14944-KT7-013	SHIM, TAPPET (2.275) .....	2	2	2	2	2	2		
	14945-KT7-013	SHIM, TAPPET (2.300) .....	2	2	2	2	2	2		
	14946-KT7-013	SHIM, TAPPET (2.325) .....	2	2	2	2	2	2		
	14947-KT7-013	SHIM, TAPPET (2.350) .....	2	2	2	2	2	2		
	14948-KT7-013	SHIM, TAPPET (2.375) .....	2	2	2	2	2	2		
	14949-KT7-013	SHIM, TAPPET (2.400) .....	2	2	2	2	2	2		
	14950-KT7-013	SHIM, TAPPET (2.425) .....	2	2	2	2	2	2		
	14951-KT7-013	SHIM, TAPPET (2.450) .....	2	2	2	2	2	2		
17	14901-KT7-013	SHIM, TAPPET (1.200) .....	2	2	2	2	2	2		
	14902-KT7-013	SHIM, TAPPET (1.225) .....	2	2	2	2	2	2		
	14903-KT7-013	SHIM, TAPPET (1.250) .....	2	2	2	2	2	2		
	14904-KT7-013	SHIM, TAPPET (1.275) .....	2	2	2	2	2	2		
	14905-KT7-013	SHIM, TAPPET (1.300) .....	2	2	2	2	2	2		
	14906-KT7-013	SHIM, TAPPET (1.325) .....	2	2	2	2	2	2		
	14907-KT7-013	SHIM, TAPPET (1.350) .....	2	2	2	2	2	2		
	14908-KT7-013	SHIM, TAPPET (1.375) .....	2	2	2	2	2	2		
	14909-KT7-013	SHIM, TAPPET (1.400) .....	2	2	2	2	2	2		
	14910-KT7-013	SHIM, TAPPET (1.425) .....	2	2	2	2	2	2		
	14911-KT7-013	SHIM, TAPPET (1.450) .....	2	2	2	2	2	2		
	14912-KT7-013	SHIM, TAPPET (1.475) .....	2	2	2	2	2	2		
	14913-KT7-013	SHIM, TAPPET (1.500) .....	2	2	2	2	2	2		
	14914-KT7-013	SHIM, TAPPET (1.525) .....	2	2	2	2	2	2		
	14915-KT7-013	SHIM, TAPPET (1.550) .....	2	2	2	2	2	2		
	14916-KT7-013	SHIM, TAPPET (1.575) .....	2	2	2	2	2	2		
	14917-KT7-013	SHIM, TAPPET (1.600) .....	2	2	2	2	2	2		
	14918-KT7-013	SHIM, TAPPET (1.625) .....	2	2	2	2	2	2		
	14919-KT7-013	SHIM, TAPPET (1.650) .....	2	2	2	2	2	2		
	14920-KT7-013	SHIM, TAPPET (1.675) .....	2	2	2	2	2	2		
	14921-KT7-013	SHIM, TAPPET (1.700) .....	2	2	2	2	2	2		
	14922-KT7-013	SHIM, TAPPET (1.725) .....	2	2	2	2	2	2		
	14923-KT7-013	SHIM, TAPPET (1.750) .....	2	2	2	2	2	2		
	14924-KT7-013	SHIM, TAPPET (1.775) .....	2	2	2	2	2	2		
	14925-KT7-013	SHIM, TAPPET (1.800) .....	2	2	2	2	2	2		
	14926-KT7-013	SHIM, TAPPET (1.825) .....	2	2	2	2	2	2		
	14927-KT7-013	SHIM, TAPPET (1.850) .....	2	2	2	2	2	2		







Ref. No.	Part No.	Description	Reqd. QTY						Serial No.	Parts catalogue code
			4	5	6	7	8	9		
17)	14928-KT7-013	SHIM, TAPPET (1.875)	2	2	2	2	2	2		
	14929-KT7-013	SHIM, TAPPET (1.900)	2	2	2	2	2	2		
	14930-KT7-013	SHIM, TAPPET (1.925)	2	2	2	2	2	2		
	14931-KT7-013	SHIM, TAPPET (1.950)	2	2	2	2	2	2		
	14932-KT7-013	SHIM, TAPPET (1.975)	2	2	2	2	2	2		
	14933-KT7-013	SHIM, TAPPET (2.000)	2	2	2	2	2	2		
	14934-KT7-013	SHIM, TAPPET (2.025)	2	2	2	2	2	2		
	14935-KT7-013	SHIM, TAPPET (2.050)	2	2	2	2	2	2		
	14936-KT7-013	SHIM, TAPPET (2.075)	2	2	2	2	2	2		
	14937-KT7-013	SHIM, TAPPET (2.100)	2	2	2	2	2	2		
	14938-KT7-013	SHIM, TAPPET (2.125)	2	2	2	2	2	2		
	14939-KT7-013	SHIM, TAPPET (2.150)	2	2	2	2	2	2		
	14940-KT7-013	SHIM, TAPPET (2.175)	2	2	2	2	2	2		
	14941-KT7-013	SHIM, TAPPET (2.200)	2	2	2	2	2	2		
	14942-KT7-013	SHIM, TAPPET (2.225)	2	2	2	2	2	2		
	14943-KT7-013	SHIM, TAPPET (2.250)	2	2	2	2	2	2		
	14944-KT7-013	SHIM, TAPPET (2.275)	2	2	2	2	2	2		
	14945-KT7-013	SHIM, TAPPET (2.300)	2	2	2	2	2	2		
	14946-KT7-013	SHIM, TAPPET (2.325)	2	2	2	2	2	2		
	14947-KT7-013	SHIM, TAPPET (2.350)	2	2	2	2	2	2		
	14948-KT7-013	SHIM, TAPPET (2.375)	2	2	2	2	2	2		
	14949-KT7-013	SHIM, TAPPET (2.400)	2	2	2	2	2	2		
	14950-KT7-013	SHIM, TAPPET (2.425)	2	2	2	2	2	2		
	14951-KT7-013	SHIM, TAPPET (2.450)	2	2	2	2	2	2		
	14952-KT7-013	SHIM, TAPPET (2.475)	2	2	2	2	2	2		
	14953-KT7-013	SHIM, TAPPET (2.500)	2	2	2	2	2	2		
	14954-KT7-013	SHIM, TAPPET (2.525)	2	2	2	2	2	2		
	14955-KT7-013	SHIM, TAPPET (2.550)	2	2	2	2	2	2		
	14956-KT7-013	SHIM, TAPPET (2.575)	2	2	2	2	2	2		



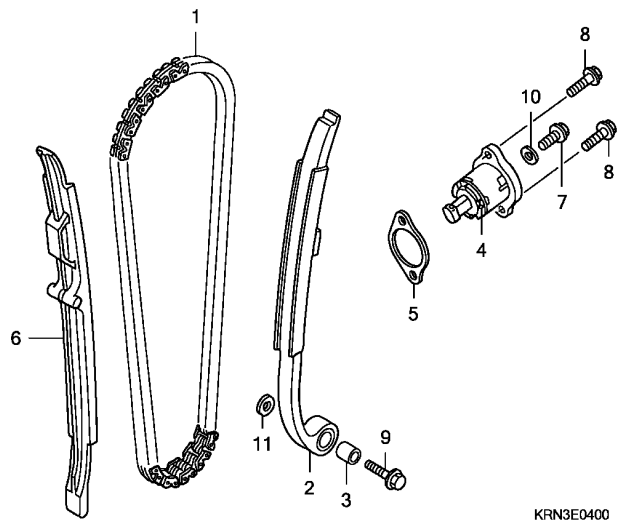
Ref. No.	Part No.	Description	Reqd. QTY					Serial No.	Parts catalogue code
			4	5	6	7	8		
17)	14957-KT7-013	SHIM, TAPPET (2.600) .....	2	2	2	2	2	2	
	14958-KT7-013	SHIM, TAPPET (2.625) .....	2	2	2	2	2	2	
	14959-KT7-013	SHIM, TAPPET (2.650) .....	2	2	2	2	2	2	
	14960-KT7-013	SHIM, TAPPET (2.675) .....	2	2	2	2	2	2	
	14961-KT7-013	SHIM, TAPPET (2.700) .....	2	2	2	2	2	2	
	14962-KT7-013	SHIM, TAPPET (2.725) .....	2	2	2	2	2	2	
	14963-KT7-013	SHIM, TAPPET (2.750) .....	2	2	2	2	2	2	
	14964-KT7-013	SHIM, TAPPET (2.775) .....	2	2	2	2	2	2	
	14965-KT7-013	SHIM, TAPPET (2.800) .....	2	2	2	2	2	2	
	14966-KT7-013	SHIM, TAPPET (2.825) .....	2	2	2	2	2	2	
	14967-KT7-013	SHIM, TAPPET (2.850) .....	2	2	2	2	2	2	
	14968-KT7-013	SHIM, TAPPET (2.875) .....	2	2	2	2	2	2	
	14969-KT7-013	SHIM, TAPPET (2.900) .....	2	2	2	2	2	2	
18	91007-KRN-671	BEARING, BALL RADIAL, 6905 ..	1	1	1	1	1	1	
19	96001-06012-00	BOLT, FLANGE, 6X12 .....	1	1	1	1	1	1	
20	12209-GB4-681	SEAL, VALVE STEM (NOK) .....	2	2	2	2	-	-	
	12208-MLO-721	SEAL, EX. VALVE STEM (ARAI) ..	-	-	-	-	2	2	
21	14771-KRN-670	RETAINER, VALVE SPRING .....	2	2	2	-	-	-	
	14771-KRN-A00	.....	-	-	-	-	2	-	
	14771-KRN-A11	.....	-	-	-	-	2	-	
	14771-KRN-A30	.....	-	-	-	-	-	2	
22	14781-MAT-000	COTTER, VALVE .....	4	4	4	4	-	-	
	14781-MLO-720	.....	-	-	-	-	4	4	



E-4

CAM CHAIN/TENSIONER

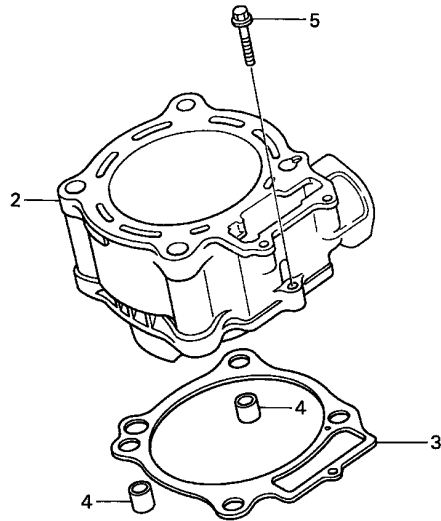
D 9



Ref. No.	L.O.N.	(Relative ref. Number) Description	F.R.T.
1	110140	CHAIN, CAM .....	1.1
2	111130	TENSIONER, CAM CHAIN .....	1.1
4		(5)	
	111133	LIFTER, TENSIONER .....	0.2
6	111139	GUIDE, CAM CHAIN .....	1.7

Ref. No.	Part No.	Description	Reqd. QTY						Serial No.	Parts catalogue code
			4	5	CRF250R 6	7	8	9		
1	14401-KRN-671	CHAIN, CAM (104L) (BORG WARNER)	1	1	1	1	1	1		
2	14510-KRN-670	TENSIONER COMP., CAM CHAIN ..	1	1	1	1	1	1		
3	14515-KFO-000	COLLAR, TENSIONER, 6X9 .....	1	1	1	1	1	1		
4	14520-KRN-670	LIFTER ASSY., TENSIONER .....	1	-	-	-	-	-		ED,U
	14520-KRN-671	.....	1	-	-	-	-	-	2052388	ED/A,U/A
			-	1	1	1	1	1	2052389	ED/A,U/A
5	14560-MEN-671	GASKET, TENSIONER LIFTER ....	1	1	1	1	1	1		
6	14620-KRN-670	GUIDE, CAM CHAIN .....	1	1	1	1	1	1		
7	90004-GHB-600	BOLT, FLANGE, 6X10(NSHF) ....	1	1	1	1	1	1		
8	90004-GHB-630	BOLT, FLANGE, 6X16(NSHF) ....	2	2	2	2	2	2		
9	90088-MEB-670	BOLT, FLANGE, 6X25 .....	1	1	1	1	1	1		
10	90442-397-000	WASHER, SEALING, 6MM .....	1	1	1	1	1	1		
11	90482-567-000	WASHER, SPECIAL, 6MM .....	1	1	1	1	1	1		

2



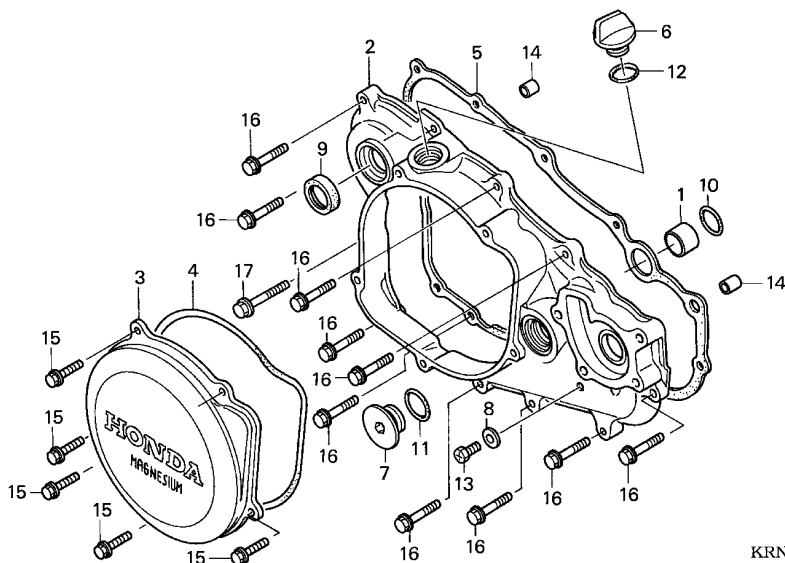
KRN4-E0500A

FR.

Ref. No.	L.O.N.	(Relative ref. Number) Description	F.R.T.
2	1111A5	CYLINDER .....	2.1
3	111102	GASKET, CYLINDER .....	2.0

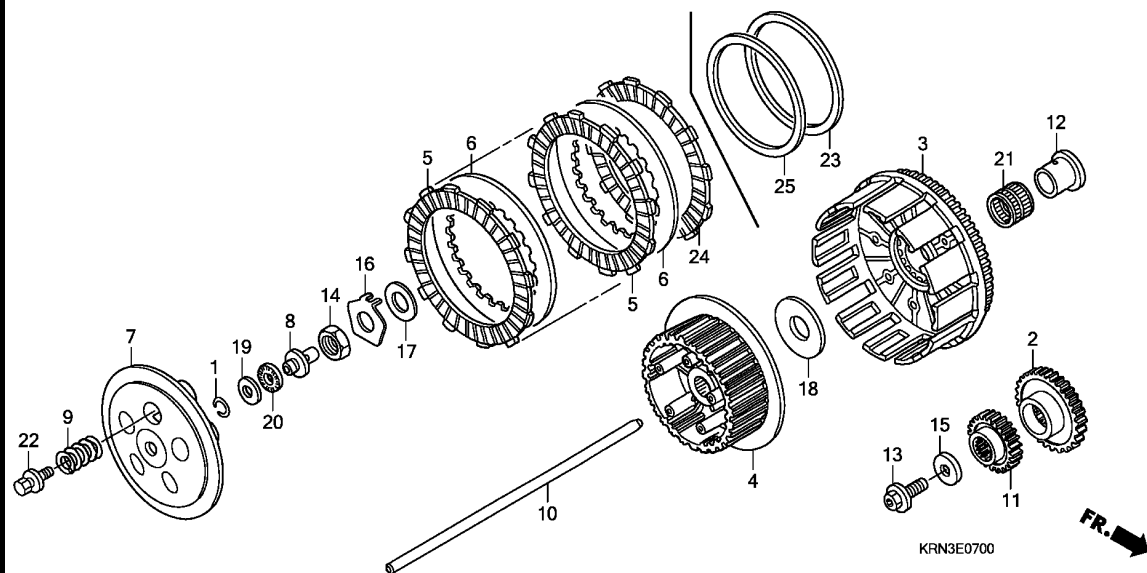
Ref. No.	Part No.	Description	Reqd. QTY						Serial No.	Parts catalogue code
			4	5	6	7	8	9		
2	12100-KRN-672	CYLINDER .....	1	-	-	-	-	-		
	12100-KRN-730	.....	-	1	1	1	-	-	----- DE,ED,U	
	12100-KRN-731	.....	-	-	-	-	1	-	----- 2414437 DE/A,ED/A,U/A	
			-	-	-	-	-	1	----- 2414438 DE/A,ED/A,U/A	
3	12191-KRN-671	GASKET, CYLINDER .....	1	-	-	-	-	-		
	12191-KRN-731	.....	-	1	1	1	1	1		
4	94301-12200	DOWEL PIN, 12X20 .....	2	2	2	2	2	2		
5	96001-06028-00	BOLT, FLANGE, 6X28 .....	1	1	1	1	1	1		





Ref. No.	L.O.N.	(Relative ref. Number) Description	F.R.T.
2	110159	COVER, CRANKCASE :RIGHT	1.0
3		(4)	
	212121	COVER, CLUTCH	0.2
5	110158	GASKET, CRANKCASE COVER :RIGHT	0.7
9	112105	OIL SEAL, KICK STARTER SPINDLE	0.7

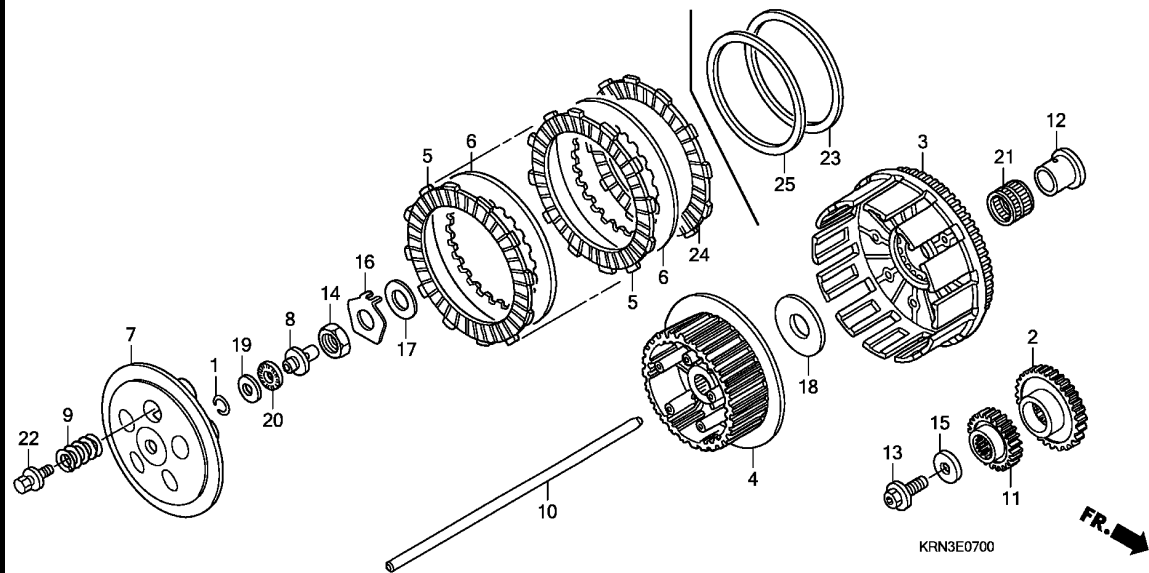
Ref. No.	Part No.	Description	Reqd. QTY					Serial No.	Parts catalogue code
			4	5	CRF250R 6	7	8		
1	11102-KRN-670	COLLAR, WATER PASS, 16MM	1	1	1	1	1	1	
2	11331-KRN-670	COVER, R. CRANKCASE	1	-	-	-	-	-	
	11331-KRN-730	.....	-	1	1	1	1	1	
3	11351-KRN-670	COVER, CLUTCH	1	1	1	1	1	1	
	11351-KRN-A30	.....	-	-	-	-	-	1	
4	11352-KRN-671	GASKET, CLUTCH COVER	1	1	1	1	1	1	
5	11394-KRN-670	GASKET, R. COVER	1	1	1	-	-	-	
	11394-KRN-A00	.....	-	-	-	1	1	1	
6	15611-KA4-710	CAP, OIL FILLER	1	1	1	1	1	1	
7	90087-KW3-000	CAP, 30MM	1	1	1	1	1	1	
8	90463-ML7-000	WASHER, SEALING, 6.5MM	1	1	1	1	1	1	
9	91205-KA3-712	OIL SEAL, 16.5X25X5(NOK)	1	1	1	1	1	1	
10	91304-MJ0-003	O-RING, 15.8X2.4(SHOWA)	1	1	1	1	1	1	
11	91305-KF0-003	O-RING, 27X2(ARAI)	1	1	1	1	1	1	
12	91307-O35-000	O-RING, 18X3	1	1	1	1	1	1	
13	92301-06010-0A	BOLT, RECESSED, 6X10	1	1	1	-	-	-	
	90004-GHB-600	BOLT, FLANGE, 6X10(NSHF)	-	-	-	1	1	1	
14	94301-O8140	DOWEL PIN, 8X14	2	2	2	2	2	2	
15	96001-06020-00	BOLT, FLANGE, 6X20	5	5	5	5	5	5	
16	96001-06028-00	BOLT, FLANGE, 6X28	10	10	10	10	10	10	
17	96001-06035-00	BOLT, FLANGE, 6X35	1	1	1	1	1	1	



Ref. No.	L.O.N.	(Relative ref. Number) Description	F.R.T.
2	110183	GEAR, BALANCER DRIVE .....	1.1
3		(12,21)	
4	2121A0	OUTER, CLUTCH .....	1.1
5	212112	CENTER, CLUTCH .....	0.6
		(6,23,24,25)	
	2121A1	DISC, CLUTCH FRICTION .....	0.4
		.NOTE: Same time for two units or more	
7	2121A3	PLATE, CLUTCH PRESSURE .....	0.3
8		(20)	
	2121A5	PIECE, CLUTCH JOINT .....	0.3
9	212107	SPRING, CLUTCH .....	0.3
		.NOTE: Same time for two units or more	
10	2121B6	ROD, CLUTCH LIFTER .....	0.3
11	211105	GEAR, PRIMARY DRIVE .....	1.1

Ref. No.	Part No.	Description	Reqd. QTY					Serial No.	Parts catalogue code
			4	5	6	7	8		
1	13115-147-000	CLIP, PISTON PIN, 10MM .....	1	1	1	1	1	1	
2	13415-KRN-670	GEAR, BALANCER DRIVE (32T) ..	1	1	1	1	-	-	
	13415-KRN-A10	.....	-	-	-	-	1	1	
3	22100-KRN-670	OUTER COMP., CLUTCH .....	1	1	1	-	-	-	
	22100-KRN-A00	.....	-	-	-	1	1	1	
4	22120-KZ4-A90	CENTER, CLUTCH .....	1	1	1	-	-	-	
	22120-KRN-A00	.....	-	-	-	1	1	1	
5	22201-KRN-670	DISK, CLUTCH FRICTION .....	7	7	7	7	-	-	
	22201-KRN-A10	.....	-	-	-	-	7	7	
6	22321-KF0-770	PLATE, CLUTCH .....	7	7	7	7	7	7	
7	22351-KZ4-A90	PLATE, CLUTCH PRESSURE .....	1	1	1	1	-	-	
	22351-KRN-A10	.....	-	-	-	-	1	1	
8	22352-KRN-670	PIECE, CLUTCH LIFTER .....	1	1	1	1	1	1	
9	22401-KZ4-A90	SPRING, CLUTCH .....	5	-	-	-	-	-	
	22401-KRN-730	.....	-	5	5	5	-	-	
	22401-KRN-A10	.....	-	-	-	-	5	5	
10	22850-KZ4-A90	ROD, CLUTCH LIFTER .....	1	1	1	1	1	1	
11	23121-KRN-670	GEAR, PRIMARY DRIVE (18T) ...	1	1	1	-	-	-	
	23121-KRN-A00	.....	-	-	-	1	1	1	
12	28237-KZ4-A10	COLLAR, CLUTCH OUTER .....	1	1	1	1	1	1	
13	90013-MEB-670	BOLT, SPECIAL, 12X28 .....	1	1	1	1	1	1	
14	90235-KA4-000	NUT, 18MM .....	1	1	1	1	1	1	
15	90402-KW6-960	WASHER, PLAIN, 12MM .....	1	1	1	1	1	1	
16	90441-HA2-670	WASHER, LOCK, 18MM .....	1	1	1	1	1	-	
	90441-KSC-670	.....	-	-	-	-	-	1	
17	90456-KA4-000	WASHER, THRUST, 18X32 .....	1	1	1	1	1	1	



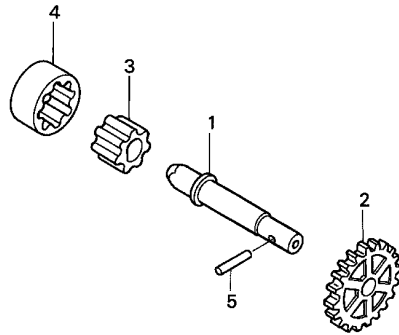


Ref. No.	Part No.	Description	Reqd. QTY					Serial No.	Parts catalogue code
			4	5	CRF250R 6	7	8		
18	90456-KS6-000	WASHER, THRUST, 20MM .....	1	1	1	1	1	1	
19	90608-072-000	WASHER, 12MM .....	1	1	1	1	1	1	
20	91001-147-003	BEARING, NEEDLE, 12MM(NTN) ..	1	1	1	1	1	1	
21	91011-KS6-003	BEARING, NEEDLE, 25X29X22 (TOYO)	1	1	1	1	1	1	
22	93404-06020-08	BOLT-WASHER, 6X20 .....	5	5	5	5	5	5	
23	22125-435-000	SEAT, JUDDER SPRING .....	-	-	-	-	1	1	
24	22201-KRN-670	DISK, CLUTCH FRICTION .....	1	1	1	1	-	-	
	22202-KSC-670	DISK B, CLUTCH FRICTION .....	-	-	-	-	1	1	
25	22402-435-000	SPRING, JUDDER .....	-	-	-	-	1	1	

E-8

OIL PUMP

D14



FR.

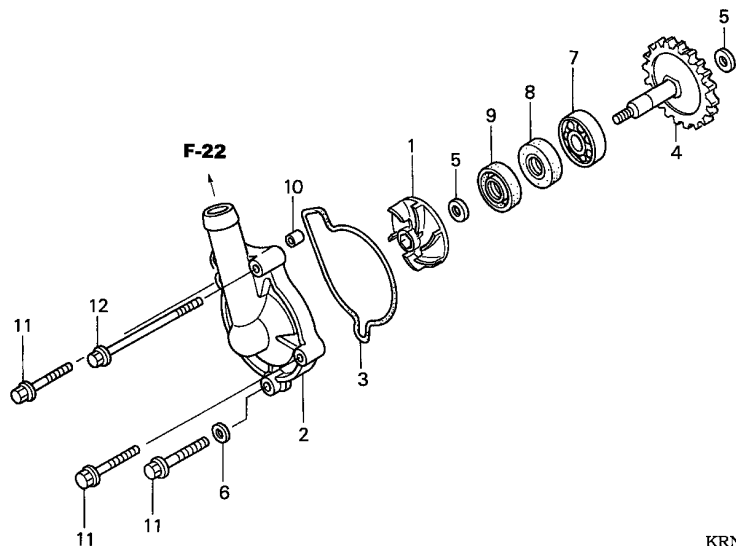
KRN4-E0800

Ref. No.	L.O.N.	(Relative ref. Number) Description	F.R.T.
2	1131C4	GEAR, OIL PUMP DRIVEN (1,4)	1.0
3	1131C7	ROTOR, OIL PUMP .INCLUDES: Engine removal and installation	4.2

Ref. No.	Part No.	Description	Reqd. QTY						Serial No.	Parts catalogue code
			4	5	6	7	8	9		
1	15111-KRN-670	SHAFT, OIL PUMP	1	1	1	1	1	1		
2	15133-KRN-670	GEAR, OIL PUMP DRIVEN (18T)	1	1	1	1	1	1		
3	15331-324-000	ROTOR, OIL PUMP INNER	1	1	1	1	1	1		
4	15332-324-000	ROTOR, OIL PUMP OUTER	1	1	1	1	1	1		
5	96220-30178	ROLLER, 3X17.8	1	1	1	1	1	1		

2





Ref. No.	L.O.N.	(Relative ref. Number) Description	F.R.T.
1	114105	IMPELLER, WATER PUMP .....	0.4
2	1141B0	COVER, WATER PUMP .....	0.3
3	1141B1	GASKET, WATER PUMP COVER .....	0.3
4	114142	SPROCKET OR GEAR, WATER PUMP DRIVEN .....	0.8
7	114144	BEARING, WATER PUMP .....	1.0
9		(8)	
	114110	MECHANICAL SEAL, WATER PUMP ..	1.1

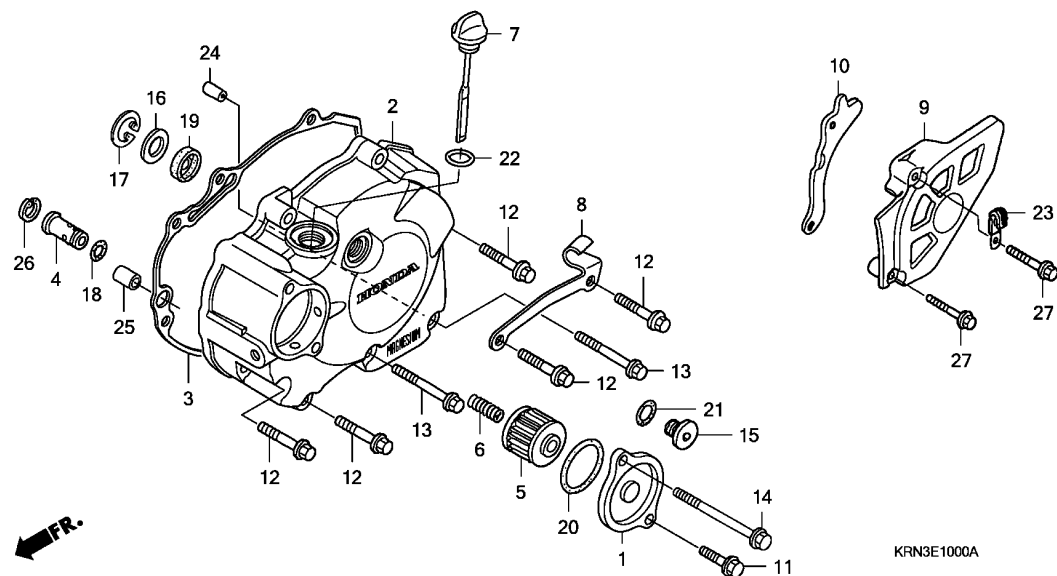


Ref. No.	Part No.	Description	Reqd. QTY						Serial No.	Parts catalogue code
			4	5	6	7	8	9		
1	19215-KRN-670	IMPELLER, WATER PUMP .....	1	1	1	-	-	-		
	19215-KRN-A00	.....	-	-	-	1	1	1		
2	19221-KRN-670	COVER, WATER PUMP .....	1	1	1	-	-	-		
	19221-KRN-A00	.....	-	-	-	1	1	1		
3	19226-KRN-670	GASKET, WATER PUMP .....	1	1	1	1	1	1		
4	19240-KRN-670	GEAR COMP., WATER PUMP (22T)	1	1	1	1	1	1		
5	90447-KE1-000	WASHER, SEALING, 7MM .....	2	2	2	2	2	2		
6	90463-ML7-000	WASHER, SEALING, 6.5MM .....	1	1	1	1	1	1		
7	91001-KA4-003	BEARING, RADIAL BALL, 12X28X7 (NTN)	1	1	1	1	1	1		
8	91201-148-003	OIL SEAL, 12X22X5 (ARAI) .....	1	1	1	1	1	1		
9	91211-KRN-671	SEAL, WATER PUMP .....	1	1	1	-	-	-		
	91211-KSE-671	.....	-	-	-	1	1	1		
10	91320-KE1-000	DOWEL PIN, 8X7 .....	1	1	1	-	-	-		
	94301-08100	DOWEL PIN, 8X10 .....	-	-	-	1	1	1		
11	96001-06028-00	BOLT, FLANGE, 6X28 .....	3	3	3	3	3	3		
12	96001-06070-00	BOLT, FLANGE, 6X70 .....	1	1	1	1	1	1		

E-10

L. CRANKCASE COVER

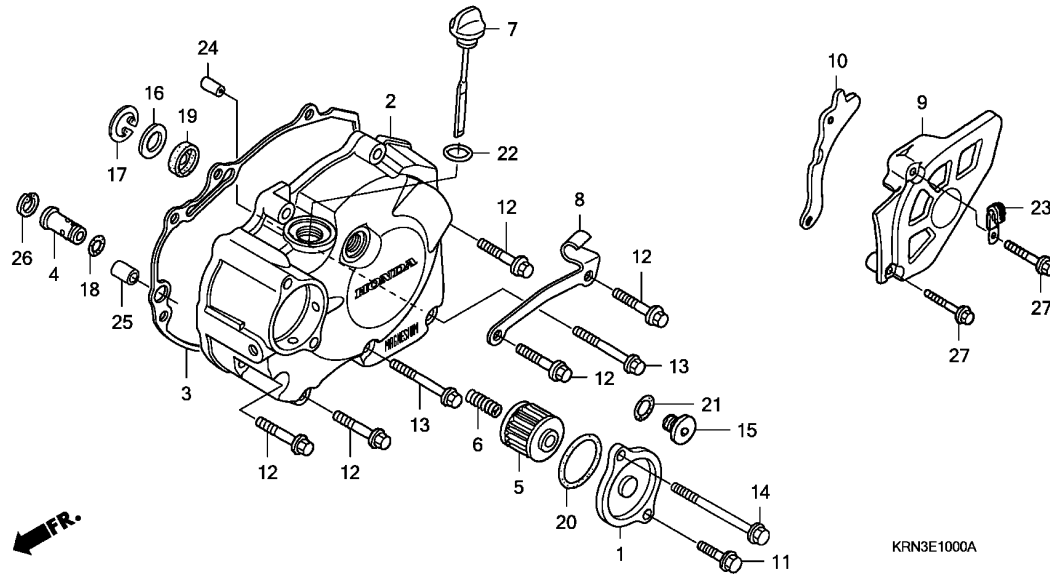
D16



Ref. No.	L.O.N.	(Relative ref. Number) Description	F.R.T.
2	1101A6	COVER, CRANKCASE :LEFT .....	0.5
3	1101A3	GASKET, CRANKCASE COVER :LEFT	0.4
5		(1,6,20)	
9	113127	ELEMENT, OIL FILTER .....	0.2
		(10)	
	2131A4	COVER, DRIVE SPROCKET .....	0.1

Ref. No.	Part No.	Description	Reqd. QTY					Serial No.	Parts catalogue code
			4	5	6	7	8		
1	11333-KRN-670	COVER, OIL FILTER .....	1	1	1	1	1	1	
2	11340-KRN-670	COVER COMP., L. CRANKCASE ...	1	1	1	1	1	-	
	11340-KSC-A30	.....	-	-	-	-	-	1	
3	11395-KRN-670	GASKET, L. COVER .....	1	1	1	1	1	1	
4	15220-MEB-770	VALVE ASSY., RELIEF .....	1	1	1	1	1	1	
5	15412-MEN-671	FILTER COMP., ENGINE OIL ....	1	1	1	1	1	1	
6	15414-MEB-670	SPRING, OIL FILTER .....	1	1	1	1	1	1	
7	15650-KRN-670	GAUGE, OIL LEVEL .....	1	1	1	1	1	1	
8	22838-KRN-670	RECEIVER, CLUTCH CABLE .....	1	1	1	1	1	1	
9	23810-KRN-670	COVER COMP., DRIVE SPROCKET ..	1	1	1	1	1	-	
	23810-KRN-A20	.....	-	-	-	-	-	1	
10	23812-KRN-670	GUIDE, DRIVE CHAIN .....	1	1	1	1	1	1	
11	90004-GHB-630	BOLT, FLANGE, 6X16(NSHF) ....	1	1	1	1	1	1	
12	90004-GHB-690	BOLT, FLANGE, 6X32(NSHF) ....	5	5	5	5	5	5	
13	90004-GHB-710	BOLT, FLANGE, 6X40(NSHF) ....	2	2	2	2	2	2	
14	90004-GHB-780	BOLT, FLANGE, 6X75(NSHF) ....	1	1	1	1	1	1	
15	90084-MEN-670	CAP, 14MM .....	1	1	1	1	1	1	
16	90451-459-770	WASHER, THRUST, 13MM .....	1	1	1	1	1	1	
17	90602-MEB-670	CIRCLIP, SPECIAL INTERNAL, 24MM	1	1	1	1	1	1	
18	90751-GK1-003	O-RING, 8.5X1.7 .....	1	1	1	1	1	1	
19	91204-KRN-671	OIL SEAL, 10X21X5 .....	1	1	1	1	-	-	
	91204-HP1-601	.....	-	-	-	-	-	1	
20	91302-PA9-003	O-RING, 39.8X2.2(ARAI) .....	1	1	1	1	1	1	
21	91303-377-000	O-RING, 13.8X2.5 .....	1	1	1	1	1	1	

2

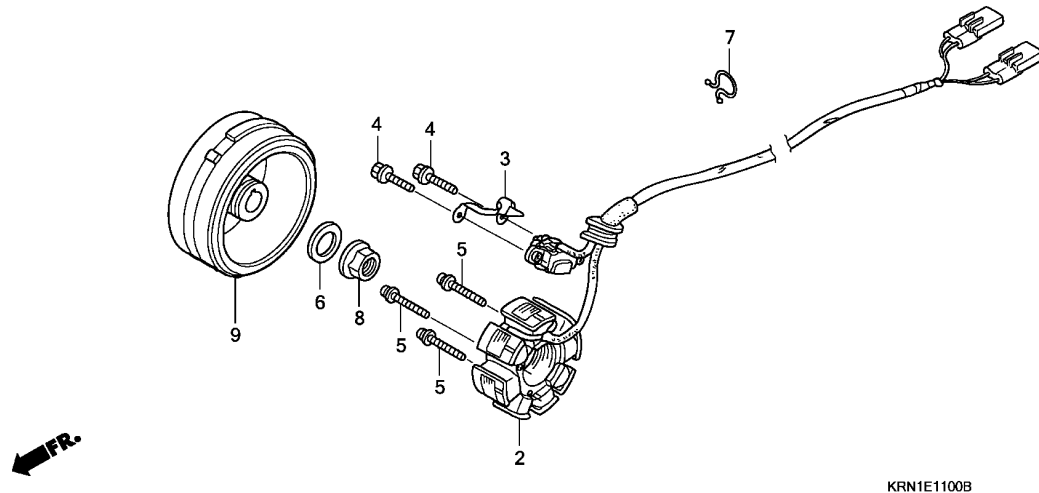


Ref. No.	Part No.	Description	Reqd. QTY						Serial No.	Parts catalogue code
			4	5	6	7	8	9		
22	91307-035-000	O-RING, 18X3 .....	1	1	1	1	1	1		
23	91410-679-000	CLIP, 2X60 .....	1	1	1	1	1	1		
24	94301-08140	DOWEL PIN, 8X14 .....	1	1	1	1	1	1		
25	94301-10160	DOWEL PIN, 10X16 .....	1	1	1	1	1	1		
26	94520-14000	CIRCLIP, INTERNAL, 14MM .....	1	1	1	1	1	1		
27	96001-06030-07	BOLT, FLANGE, 6X30 .....	2	2	2	2	2	2		

E-11

GENERATOR

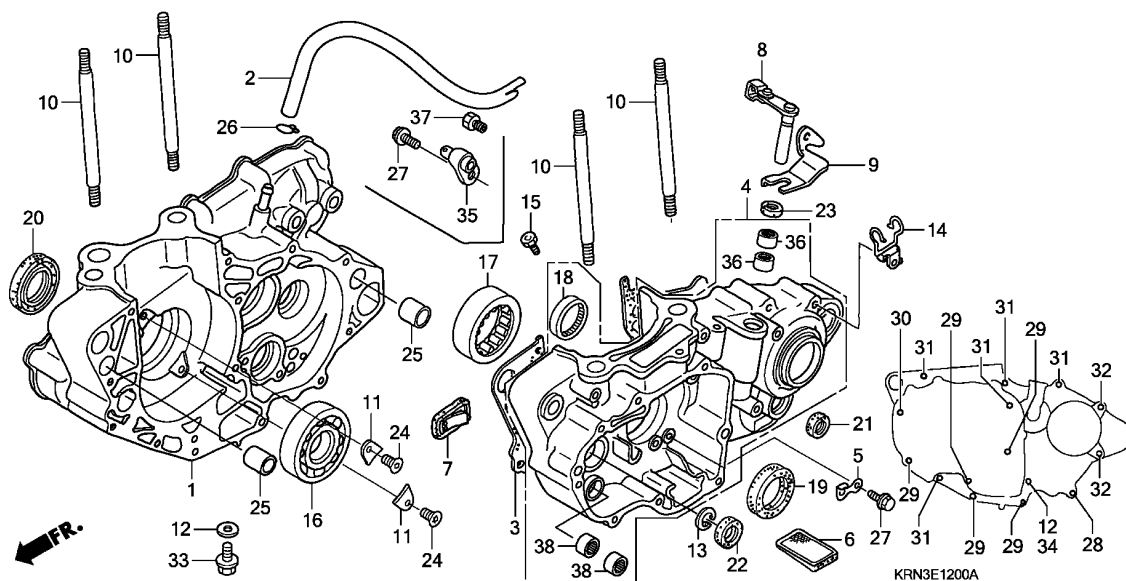
E 2



Ref. No.	L.O.N.	(Relative ref. Number) Description	F.R.T.
2	6131A3	STATOR .....	0.7
9	613105	ROTOR OR FLYWHEEL .....	0.5

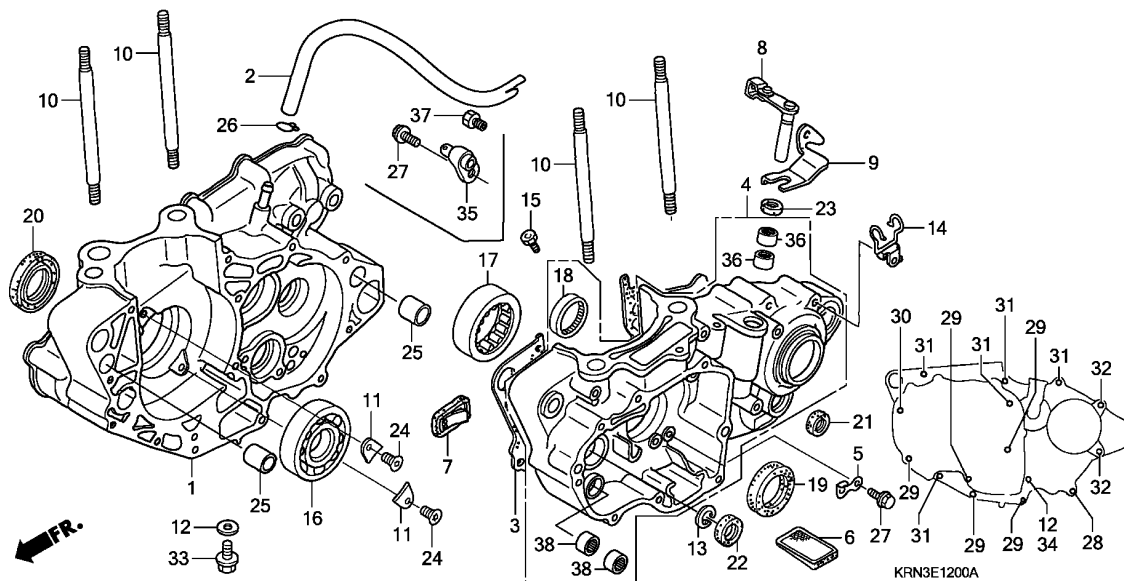
Ref. No.	Part No.	Description	Reqd. QTY						Serial No.	Parts catalogue code
			4	5	CRF250R 6	7	8	9		
2	31120-KRN-670	STATOR COMP. ....	1	1	1	1	1	1		
3	32112-KRN-670	CLAMPER, CORD .....	1	1	1	1	1	1		
4	90005-896-000	BOLT, FLANGE, 5X16 .....	2	2	2	2	2	2		
5	90010-MEB-670	SCREW-WASHER, 4X24 .....	3	3	3	3	3	3		
6	90437-611-000	WASHER, PLAIN, 12MM .....	1	1	1	1	1	1		
7	90630-751-000	CLIP, PURSE LOCK .....	1	1	1	1	1	1		
8	94050-12000	NUT, FLANGE, 12MM .....	1	1	1	1	1	1		
9	31110-KRN-670	FLYWHEEL COMP. ....	1	1	1	1	1	1		

2



Ref. No.	L.O.N.	(Relative ref. Number) Description	F.R.T.
1	110120	CRANKCASE :RIGHT ..... .INCLUDES: Engine removal and installation	4.8
	1101A2	CRANKCASE :BOTH ..... .INCLUDES: Engine removal and installation	5.4
3	110110	GASKET, CRANKCASE ..... .INCLUDES: Engine removal and installation	4.1
4	110115	CRANKCASE :LEFT ..... .INCLUDES: Engine removal and installation	4.9
	1101A2	CRANKCASE :BOTH ..... .INCLUDES: Engine removal and installation	5.4
6	1131B5	SCREEN, OIL FILTER ..... .INCLUDES: Engine removal and installation	4.1
7	1101L3	ONE WAY VALVE, CRANKCASE ..... .INCLUDES: Engine removal and installation	4.1
8	2121A7	LEVER, CLUTCH ..... .INCLUDES: Engine removal and installation	0.4
16	1101B7	BEARING, CRANKSHAFT :RIGHT ..... .INCLUDES: Engine removal and installation	4.3
+			

Ref. No.	Part No.	Description	Reqd. QTY					Serial No.	Parts catalogue code
			4	5	6	7	8		
1	11100-KRN-670	CRANKCASE COMP., R. ....	1	-	-	-	-	-	
	11100-KRN-730	.....	-	1	-	-	-	-	
	11100-KRN-850	.....	-	-	1	-	-	-	
	11100-KRN-A00	.....	-	-	-	1	-	-	
	11100-KRN-A10	.....	-	-	-	-	1	-	
	11100-KRN-A30	.....	-	-	-	-	-	1	
2	11105-KRN-670	TUBE, BREATHER .....	1	1	1	1	1	1	
3	11191-KRN-670	GASKET, CRANKCASE .....	1	1	-	-	-	-	
	11191-KRN-850	.....	-	-	1	1	-	-	
	11191-KRN-A10	.....	-	-	-	-	1	1	
4	11200-KRN-670	CRANKCASE COMP., L. ....	1	-	-	-	-	-	
	11200-KRN-731	.....	-	1	-	-	-	-	
	11200-KRN-850	.....	-	-	1	-	-	-	
	11200-KRN-A00	.....	-	-	-	1	-	-	
	11200-KRN-A10	.....	-	-	-	-	1	-	
	11200-KRN-A30	.....	-	-	-	-	-	1	
5	11206-KRN-670	PLATE, CAM CHAIN GUIDE .....	1	1	1	1	1	1	
6	15421-KK0-000	SCREEN, OIL FILTER .....	1	1	1	1	1	1	
7	18601-MBW-003	VALVE COMP., REED .....	1	1	1	1	1	1	
8	22810-KRN-670	LEVER COMP., CLUTCH LIFTER ..	1	-	-	-	-	-	
	22810-KRN-730	.....	-	1	1	1	1	1	
9	22813-KRN-670	PLATE, CLUTCH LEVER .....	1	-	-	-	-	-	
10	90031-KRN-670	BOLT, STUD, 10X135 .....	4	4	4	4	4	4	
11	90441-KRN-670	PLATE, BEARING HOLDER .....	2	2	2	2	2	2	
12	90474-333-000	WASHER, SEALING, 8MM .....	2	2	2	2	2	2	
13	90604-MEB-670	CIRCLIP, SPECIAL, 33MM .....	1	1	1	1	1	1	
14	90610-MEB-670	GUIDE COMP., TUBE .....	1	1	1	1	1	1	

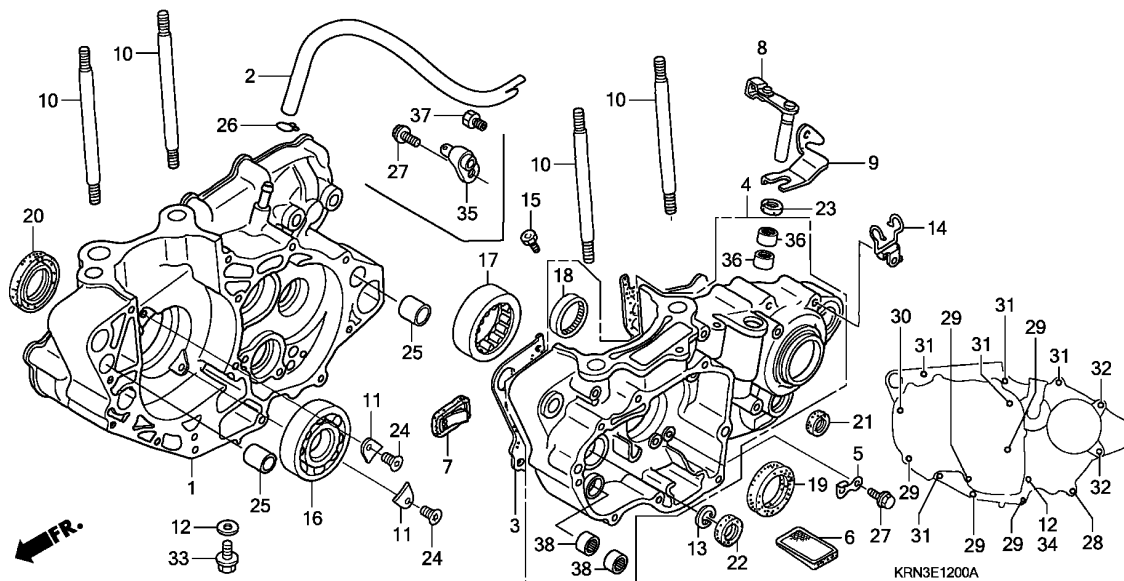


Ref. No.	L.O.N.	(Relative ref. Number) Description	F.R.T.
+16	1101G0	BEARING, CRANKSHAFT :BOTH .... .INCLUDES: Engine removal and installation	4.5
17	1101B6	BEARING, CRANKSHAFT :LEFT .... .INCLUDES: Engine removal and installation	4.3
	1101G0	BEARING, CRANKSHAFT :BOTH .... .INCLUDES: Engine removal and installation	4.5
19	110131	OIL SEAL, CRANKSHAFT :LEFT ... .INCLUDES: Engine removal and installation	4.2
	1101H3	OIL SEAL, CRANKSHAFT :BOTH ... .INCLUDES: Engine removal and installation	4.3
20	110132	OIL SEAL, CRANKSHAFT :RIGHT .. .INCLUDES: Engine removal and installation	4.2
	1101H3	OIL SEAL, CRANKSHAFT :BOTH ... .INCLUDES: Engine removal and installation	4.3
21	1101F9	OIL SEAL, GEARSHIFT SPINDLE ..	1.1

Ref. No.	Part No.	Description	Reqd. QTY					Serial No.	Parts catalogue code
			4	5	6	7	8		
15	90901-KRN-670	JET, OIL, #100 .....	1	-	-	-	-	-	
16	91001-KRN-671	BEARING, RADIAL BALL, 30X72X16 .....	1	1	1	1	1	1	
17	91002-KRN-671	BEARING, SPECIAL ROLLER .....	1	1	-	-	-	-	
	91002-KRN-851	.....	-	-	1	1	-	-	
	91002-KRN-A11	.....	-	-	-	-	1	1	
18	91022-KA4-740	BEARING, SHELL, 33X38X8(NTN) .....	1	1	1	1	1	1	
19	91201-MEB-671	OIL SEAL, 38X52X7 (ARAI) .....	1	1	1	1	1	1	
20	91202-MEB-671	OIL SEAL, 39X56X7 (ARAI) .....	1	1	-	-	-	-	
	91202-MEY-671	OIL SEAL, 39X56X7.5 (ARAI) ...	-	-	1	1	1	1	
21	91203-KA4-771	OIL SEAL, 14X22X5 (NOK) .....	1	1	1	1	1	1	
22	91203-MEB-671	OIL SEAL, 20X33X5 (ARAI) .....	1	1	1	1	1	1	
23	91205-MEB-671	OIL SEAL, 12X18X3 (ARAI) .....	1	1	1	1	1	1	
24	90003-KRN-670	SCREW, SPECIAL FLAT, 6X12 ...	2	2	-	-	-	-	
	90001-MEN-850	SCREW, SPECIAL FLAT, 6X17 ...	-	-	2	2	2	2	
25	94301-14200	DOWEL PIN, 14X20 .....	2	2	2	2	2	2	
26	95002-02100	CLIP, TUBE (B10) .....	1	1	1	1	1	1	
27	96001-06012-00	BOLT, FLANGE, 6X12 .....	1	2	2	2	2	2	
28	96001-06040-00	BOLT, FLANGE, 6X40 .....	1	1	1	1	1	1	
29	96001-06045-00	BOLT, FLANGE, 6X45 .....	5	5	5	5	5	5	
30	96001-06060-00	BOLT, FLANGE, 6X60 .....	1	1	1	1	1	1	
31	96001-06070-00	BOLT, FLANGE, 6X70 .....	5	5	5	5	5	5	
32	96001-06075-00	BOLT, FLANGE, 6X75 .....	2	2	2	2	2	2	
33	96300-08025-00	BOLT, FLANGE, 8X25 .....	1	1	1	1	1	1	
34	96300-08070-00	BOLT, FLANGE, 8X70 .....	1	1	1	1	1	1	
35	11210-KRN-730	JET COMP., PISTON, #80 .....	-	1	1	1	1	1	

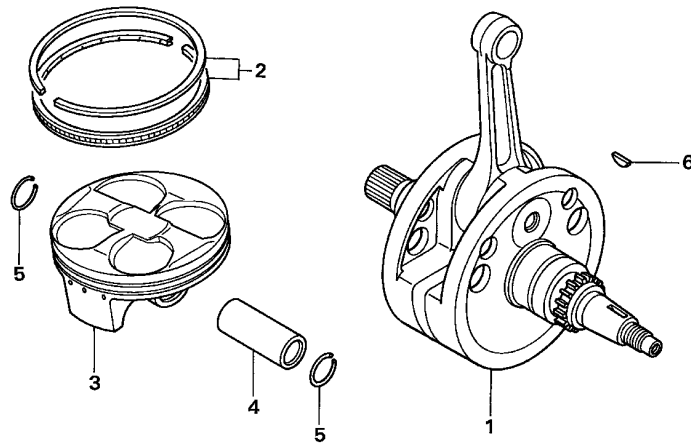


2



Ref. No.	Part No.	Description	Reqd. QTY					Serial No.	Parts catalogue code
			4	5	CRF250R 6	7	8		

36	91053-719-005	BEARING, NEEDLE, 12X16X10 (NTN)	2	2	2	2	2	2	
37	90901-KRN-A00	ORIFICE, #170 .....	-	-	-	1	-	-	
38	91006-HA0-003	BEARING, NEEDLE, 9MM (NTN) ...	2	2	2	2	2	2	

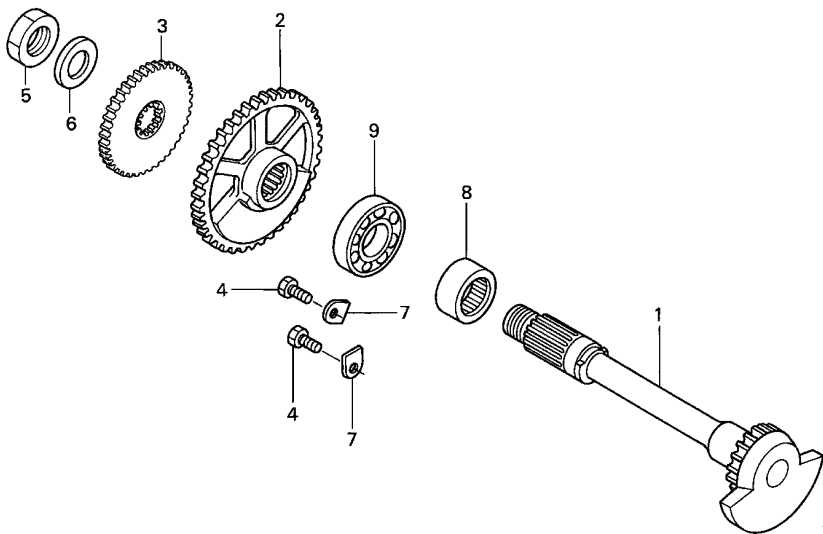


Ref. No.	L.O.N.	(Relative ref. Number) Description	F.R.T.
1	1101B5	CRANKSHAFT ..... -INCLUDES: Engine removal and installation (2,4,5)	4.3
3	111103	RING, PISTON AND/OR PISTON (ONE) .....	2.2

Ref. No.	Part No.	Description	Reqd. QTY						Serial No.	Parts catalogue code
			4	5	6	7	8	9		
1	13000-KRN-670	CRANKSHAFT COMP. ....	1	1	-	-	-	-		
	13000-KRN-850	.....	-	-	1	-	-	-		
	13000-KRN-A00	.....	-	-	-	1	-	-		
	13000-KRN-A10	.....	-	-	-	-	1	1		
2	13011-KRN-670	RING SET, PISTON (STD.) .....	1	1	-	-	-	-		
	13011-KRN-850	.....	-	-	1	1	-	-		
	13011-KRN-A10	.....	-	-	-	-	1	1		
3	13101-KRN-670	PISTON .....	1	1	-	-	-	-		
	13101-KRN-850	.....	-	-	1	1	-	-		
	13101-KRN-A10	.....	-	-	-	-	1	1		
4	13111-KRN-670	PIN, PISTON .....	1	1	-	-	-	-		
	13111-KRN-850	.....	-	-	1	1	1	1		
5	13115-KM7-700	CLIP, PISTON PIN, 16MM .....	2	2	2	2	2	2		
6	13331-360-000	KEY, SPECIAL WOODRUFF, 25X14	1	1	1	1	1	1		

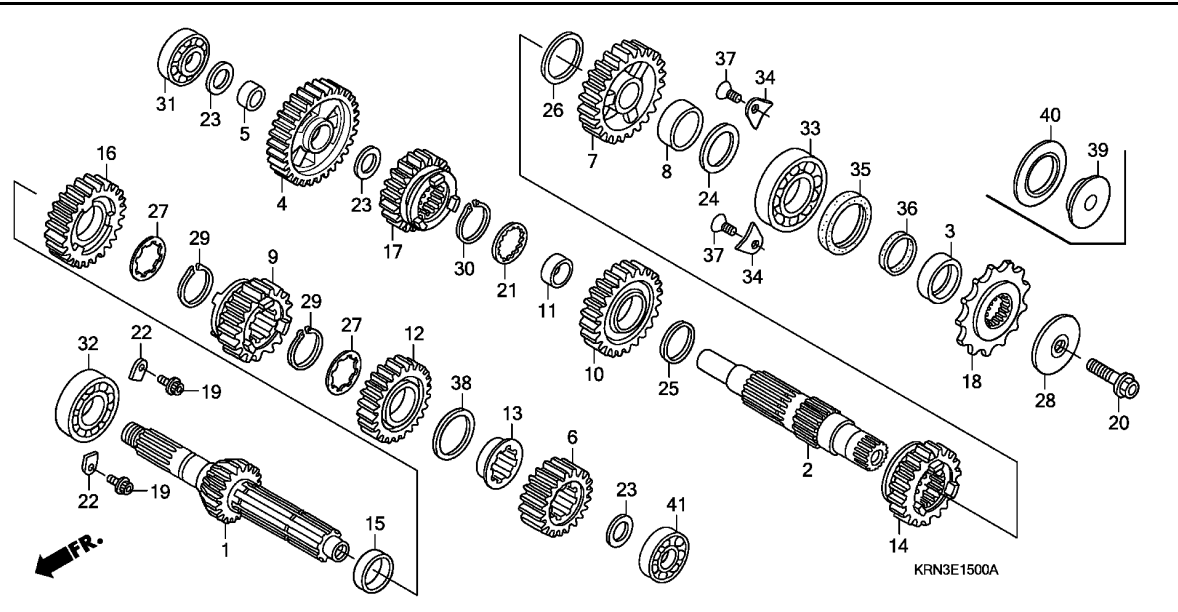






Ref. No.	L.O.N.	(Relative ref. Number) Description	F.R.T.
1	110185	SHAFT, BALANCER .....	1.2
2	1101L5	GEAR, BALANCER DRIVEN .....	0.8
3	1101F8	GEAR, WATER PUMP DRIVE .....	0.8
8	1101G3	BEARING, BALANCER SHAFT :LEFT .INCLUDES: Engine removal and installation	4.3
	1101G5	BEARING, BALANCER SHAFT :BOTH .INCLUDES: Engine removal and installation	4.5
9	1101G4	BEARING, BALANCER SHAFT :RIGHT .INCLUDES: Engine removal and installation	4.3
	1101G5	BEARING, BALANCER SHAFT :BOTH .INCLUDES: Engine removal and installation	4.5

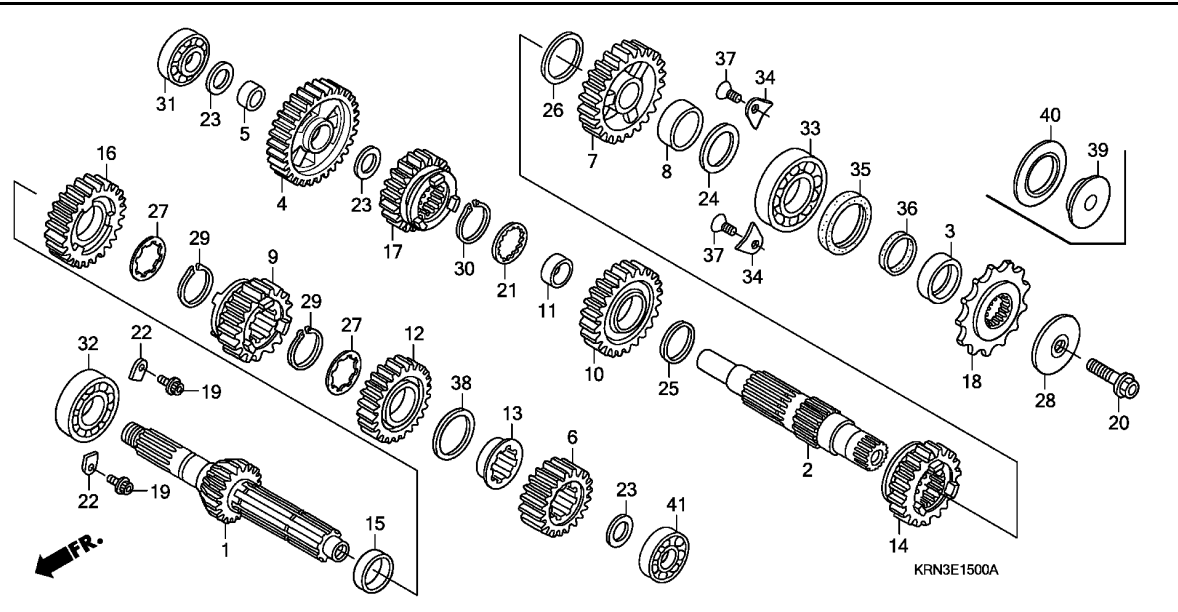
Ref. No.	Part No.	Description	Reqd. QTY					Serial No.	Parts catalogue code
			4	5	CRF250R 6 7	8	9		
1	13420-KRN-670	SHAFT COMP., BALANCER .....	1	1	1	-	-	-	
	13420-KRN-A00	.....	-	-	-	1	-	-	
	13420-KRN-A10	.....	-	-	-	-	1	1	
2	13422-KRN-670	GEAR, BALANCER DRIVEN (32T) .	1	1	1	-	-	-	
	13422-KRN-A00	.....	-	-	-	1	-	-	
	13422-KRN-A10	.....	-	-	-	-	1	1	
3	19245-KRN-670	GEAR, WATER PUMP DRIVE (19T)	1	1	-	-	-	-	
	19245-KRN-671	.....	-	-	1	-	-	-	----- 2215431 ED,U
			-	-	1	-	-	-	----- ED/A,ED/B,U/A,U/B
			-	-	1	-	-	-	2215432 ----- ED,U
4	90038-KY4-900	BOLT, HEX., 6X16 .....	2	2	2	2	2	2	
5	90204-MN5-000	NUT, HEX., 14MM .....	1	1	1	1	1	1	
6	90433-KE1-000	WASHER, 14MM .....	1	1	1	1	1	1	
7	90441-KA4-700	PLATE, BEARING HOLDER .....	2	2	2	2	2	2	
8	91004-MEB-671	BEARING, SPECIAL ROLLER, 20X32X14	1	1	1	1	1	1	
9	91005-MEB-671	BEARING, RADIAL BALL, 6003 ..	1	1	1	1	1	1	



Ref. No.	L.O.N.	(Relative ref. Number) Description	F.R.T.
1	210141	(6,9,12,16) MAINSHAFT, TRANSMISSION ..... .INCLUDES: Engine removal and installation	4.3
2	210141A	.Replace countershaft add ....	0.2
2	210142	(4,7,10,14,17) COUNTERSHAFT, TRANSMISSION ... .INCLUDES: Engine removal and installation	4.3
	210142A	.Replace mainshaft add .....	0.2
18	213135	SPROCKET, DRIVE .....	0.2
31	2101C8	BEARING, COUNTERSHAFT :RIGHT .INCLUDES: Engine removal and installation	4.3
	2101C9	BEARING, COUNTERSHAFT :BOTH .. .INCLUDES: Engine removal and installation	4.5
	2101D4	BEARING, MAINSHAFT AND COUNTERSHAFT :ALL .....	4.7
32	2101C5	BEARING, MAINSHAFT :RIGHT .... .INCLUDES: Engine removal and installation	4.3
+	2101C6	BEARING, MAINSHAFT :BOTH .....	4.5

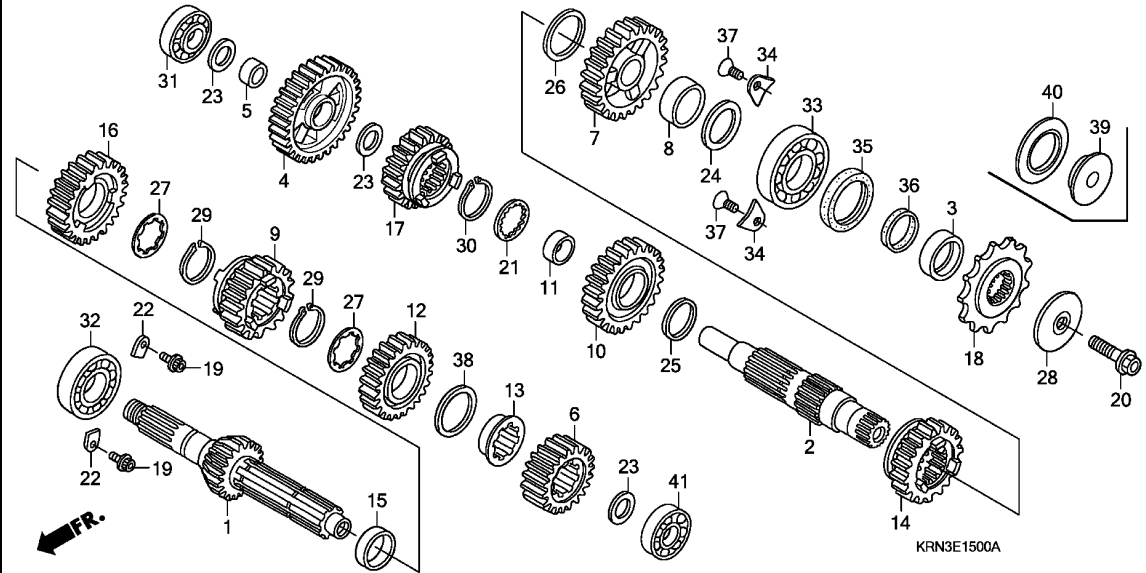
Ref. No.	Part No.	Description	Reqd. QTY					Serial No.	Parts catalogue code
			4	5	CRF250R 6	7	8		
1	23210-KRN-670	MAINSHAFT COMP. (14T) .....	1	1	1	-	-	-	
	23210-KRN-A00	.....	-	-	-	1	-	-	
	23210-KRN-A10	.....	-	-	-	-	1	1	
2	23221-KRN-670	COUNTERSHAFT .....	1	-	-	-	-	-	
	23221-KRN-730	.....	-	1	1	-	-	-	
	23221-KRN-A00	.....	-	-	-	1	-	-	
	23221-KRN-A10	.....	-	-	-	-	1	1	
3	23225-KSR-A00	COLLAR, COUNTERSHAFT .....	1	-	-	-	-	-	
	23225-KSC-670	.....	-	1	1	1	1	1	
4	23411-KRN-670	GEAR, COUNTERSHAFT LOW (30T) .....	1	1	1	1	1	1	
5	23413-KZ4-J00	COLLAR, 17MM .....	1	1	1	1	1	1	
6	23421-KRN-670	GEAR, MAINSHAFT SECOND (16T) .....	1	1	1	1	1	1	
7	23431-KRN-670	GEAR, COUNTERSHAFT SECOND (28T) .....	1	1	1	1	1	-	
	23431-KRN-A30	.....	-	-	-	-	-	1	
8	23432-KSR-A00	COLLAR, 24MM .....	1	-	-	-	-	-	
	23432-KRN-730	.....	-	1	1	1	1	1	
9	23441-KRN-670	GEAR, MAINSHAFT THIRD (20T) .....	1	1	1	-	-	-	
	23441-KRN-A00	.....	-	-	-	1	1	-	
	23441-KRN-A30	.....	-	-	-	-	-	1	
10	23451-KRN-670	GEAR, COUNTERSHAFT THIRD (29T) .....	1	1	1	1	1	-	
	23451-KRN-A30	.....	-	-	-	-	-	1	
11	23452-KRN-670	COLLAR, COUNTERSHAFT THIRD .....							
	23452-KSC-670	GEAR .....	1	-	-	-	-	-	
	23461-KRN-670	GEAR, MAINSHAFT FOURTH (22T) .....	1	1	1	1	1	-	
	23461-KRN-A30	.....	-	-	-	-	-	1	





Ref. No.	L.O.N.	(Relative ref. Number) Description	F.R.T.
+32		.INCLUDES: Engine removal and installation	
2101D4		BEARING, MAINSHAFT AND COUNTERSHAFT :ALL .....	4.7
		.INCLUDES: Engine removal and installation	
33	2101C7	BEARING, COUNTERSHAFT :LEFT ..	4.3
		.INCLUDES: Engine removal and installation	
2101C9		BEARING, COUNTERSHAFT :BOTH ..	4.5
		.INCLUDES: Engine removal and installation	
2101D4		BEARING, MAINSHAFT AND COUNTERSHAFT :ALL .....	4.7
		.INCLUDES: Engine removal and installation	
41	2101C2	BEARING, MAINSHAFT :LEFT .....	4.3
		.INCLUDES: Engine removal and installation	
2101C6		BEARING, MAINSHAFT :BOTH .....	4.5
		.INCLUDES: Engine removal and installation	
2101D4		BEARING, MAINSHAFT AND COUNTERSHAFT :ALL .....	4.7
+			

Ref. No.	Part No.	Description	Reqd. QTY					Serial No.	Parts catalogue code
			4	5	CRF250R 6	7	8		
13	23462-KZ4-J00	COLLAR, MAINSHAFT FOURTH GEAR	1	1	1	1	1	1	
14	23471-KRN-670	GEAR, COUNTERSHAFT FOURTH (27T)	1	1	1	1	1	-	
	23471-KRN-A30	.....	-	-	-	-	-	1	
15	23472-KZ4-000	COLLAR, 20MM .....	1	1	1	1	1	1	
16	23481-KRN-670	GEAR, MAINSHAFT FIFTH (24T) -	1	1	1	1	1	1	
17	23491-KRN-670	GEAR, COUNTERSHAFT FIFTH (25T)	1	1	1	-	-	-	
	23491-KRN-A00	.....	-	-	-	1	1	-	
	23491-KRN-A30	.....	-	-	-	-	-	1	
18	23801-KSR-A00	SPROCKET, DRIVE (13T) .....	1	1	1	1	1	1	
19	90071-MF5-000	BOLT, FLANGE SOCKET, 6X14 ...	2	2	2	2	2	2	
20	90112-413-000	BOLT, UBS, 8X33 .....	1	1	1	1	1	1	
21	90404-KW3-000	WASHER, THRUST INVOLUTE, 22X21X1	1	1	1	1	1	1	
22	90441-KA4-700	PLATE, BEARING HOLDER .....	2	2	2	2	2	2	
23	90446-357-000	WASHER, THRUST, 17.2MM .....	3	3	3	3	3	3	
24	90453-KSR-A00	WASHER, 22X32X1.5 .....	1	1	1	1	1	1	
25	90452-KZ4-000	WASHER, THRUST, 22X30X1 .....	1	1	1	1	1	1	
26	90452-KSR-A00	WASHER, 24X32X1 .....	1	1	1	1	1	1	
27	90461-444-000	WASHER, SPLINE, 20MM .....	2	2	2	2	2	2	
28	90501-KZ4-L30	WASHER, SPRING, 8X40 .....	1	-	-	-	-	-	
29	90601-360-000	SET RING, 20MM .....	2	2	2	2	2	2	
30	90602-360-000	SET RING, 22MM .....	1	1	1	1	1	1	
31	91001-KZ4-J11	BEARING, RADIAL BALL, 17X35X10	1	1	1	1	1	1	
32	91004-KRN-671	BEARING, RADIAL BALL, 22X47X14	1	-	-	-	-	-	

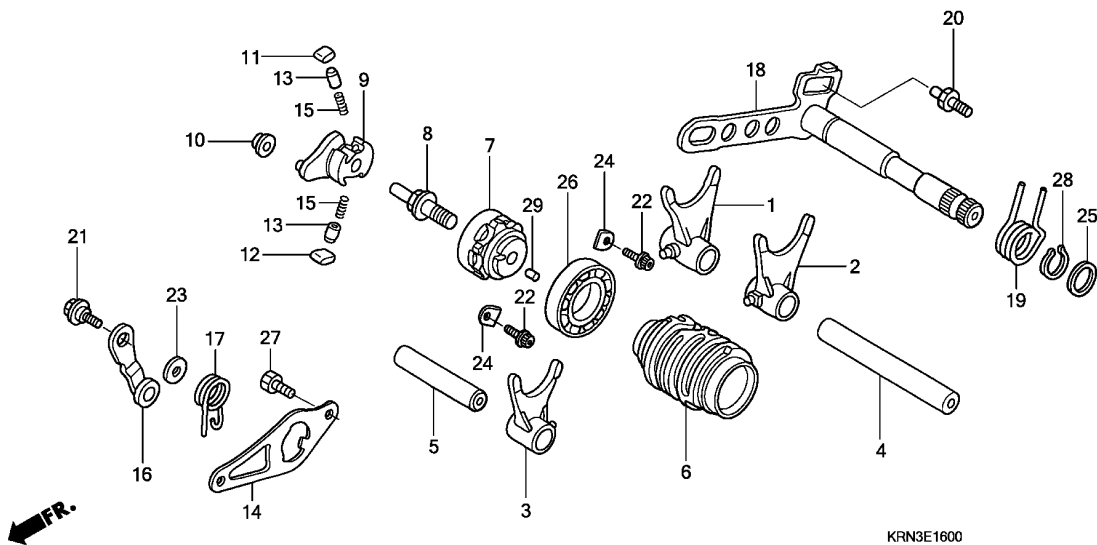


Ref. No.	L.O.N.	(Relative ref. Number) Description	F.R.T.
----------	--------	------------------------------------	--------

+41		.INCLUDES: Engine removal and installation	
-----	--	--	--

Ref. No.	Part No.	Description	Reqd. QTY					Serial No.	Parts catalogue code
			4	5	CRF250R 6	7	8		
32)	91004-KSC-671	BEARING, RADIAL BALL, 22X47X14	-	1	1	1	1	1	1
33	91005-KSR-A01	BEARING, RADIAL BALL, 22X47X14	1	1	-	-	-	-	-
	91005-KRN-851	.....	-	-	1	-	-	-	-
	91005-KRN-A01	BEARING, RADIAL BALL, 22X52X14	-	-	-	1	1	1	1
34	91012-KA3-710	PLATE, COUNTERSHAFT BEARING	2	2	2	2	2	2	2
35	91201-KSR-A01	OIL SEAL, 28X37X7	1	1	1	1	1	1	1
36	91301-KSR-A01	D-RING, 22MM	1	1	1	1	1	1	1
37	93600-06010-OH	SCREW, FLAT, 6X10	2	2	2	2	2	2	2
38	90401-KZ4-J00	WASHER, THRUST, 23.1X28X1	1	1	1	1	1	1	1
39	23802-KSC-670	COLLAR, DRIVE SPROCKET	-	1	1	1	1	1	1
40	90501-KSC-670	WASHER, SPRING, 24MM	-	1	1	1	1	1	1
41	91001-KZ4-J11	BEARING, RADIAL BALL, 17X35X10	1	1	-	-	-	-	-
	91006-KRN-851	BEARING, RADIAL BALL, 17X36X10	-	-	1	-	-	-	-
	91006-KRN-A01	BEARING, RADIAL BALL, 17X38X10	-	-	-	1	1	1	1

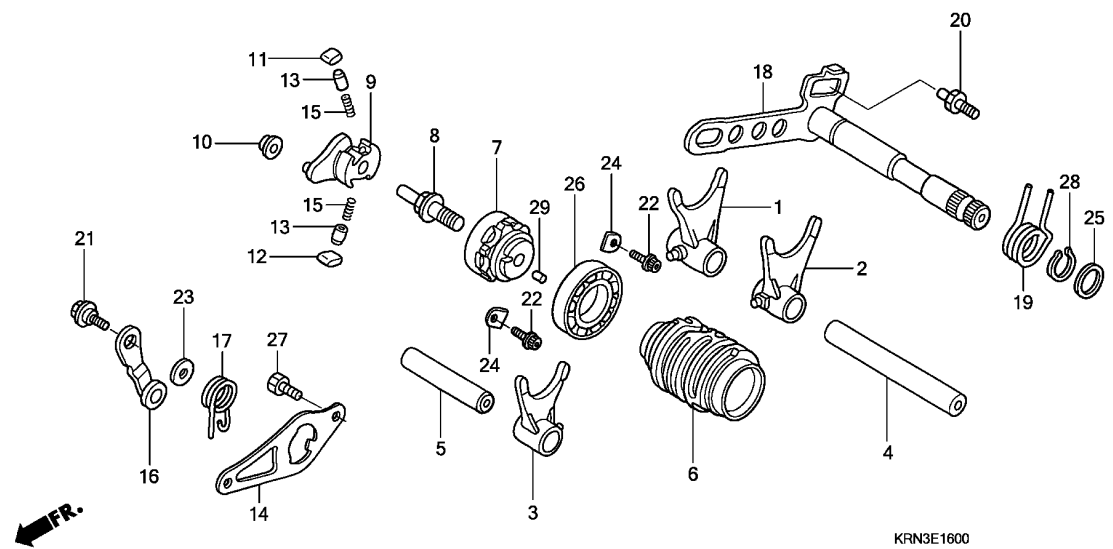




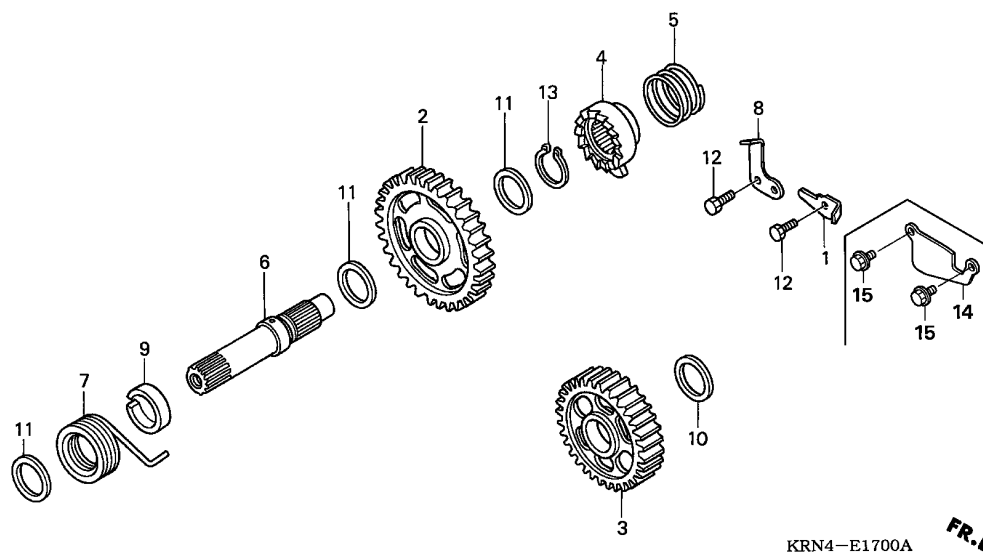
Ref. No.	L.O.N.	(Relative ref. Number) Description	F.R.T.
1		(2,3,4,5)	
1	210112	FORK, GEARSHIFT ..... .INCLUDES: Engine removal and installation .NOTE: Same time for two units or more	4.3
6	2101A9	DRUM, GEARSHIFT ..... .INCLUDES: Engine removal and installation	4.3
7	2101B2	CENTER, GEARSHIFT DRUM .....	1.1
9	2101B3	(11,12,13,15) SHIFTER, GEARSHIFT DRUM .....	1.0
14	2101B4	PLATE, GUIDE .....	1.0
16	210125	(17) STOPPER OR SPRING, SHIFT DRUM	1.2
18	210122	(19) SPINDLE, GEARSHIFT .....	1.0

KRN3E1600

Ref. No.	Part No.	Description	Reqd. QTY					Serial No.	Parts catalogue code
			4	5	6	7	8		
1	24211-KRN-670	FORK, R. GEARSHIFT .....	1	-	-	-	-	-	
	24211-KRN-730	.....	-	1	1	1	1	1	
2	24221-KRN-670	FORK, L. GEARSHIFT .....	1	-	-	-	-	-	
	24221-KRN-730	.....	-	1	1	1	1	1	
3	24231-KRN-670	FORK, CENTER GEARSHIFT .....	1	-	-	-	-	-	
	24231-KRN-730	.....	-	1	1	1	1	1	
4	24241-MEN-670	SHAFT A, SHIFT FORK .....	1	-	-	-	-	-	
	24241-KSC-670	.....	-	1	1	1	1	1	
5	24265-KA3-760	SHAFT, MAINSHAFT GEARSHIFT							
		FORK	1	-	-	-	-	-	
	24242-KSC-670	SHAFT B, SHIFT FORK .....	-	1	1	1	1	1	
6	24311-KRN-670	DRUM, GEARSHIFT .....	1	-	-	-	-	-	
	24311-KSC-670	.....	-	1	1	-	-	-	
	24311-KRN-A00	.....	-	-	-	1	1	-	
	24311-KRN-A30	.....	-	-	-	-	-	1	
7	24312-KA3-741	CENTER, GEARSHIFT DRUM .....	1	1	1	1	1	1	
	24312-KRN-A30	.....	-	-	-	-	-	1	
8	24315-HA0-000	PIN, SHIFTER .....	1	1	1	1	1	1	
9	24321-KZ4-620	SHIFTER, DRUM .....	1	1	1	1	1	1	
10	24322-MM4-000	COLLAR, SHIFTER .....	1	1	1	1	1	1	
11	24324-KA3-711	PAWL A, RATCHET .....	1	1	1	1	1	1	
12	24325-KA3-711	PAWL B, RATCHET .....	1	1	1	1	1	1	
13	24326-KBH-901	PLUNGER, PAWL .....	2	2	2	2	2	2	
14	24328-KRN-670	PLATE, GUIDE .....	1	1	1	1	1	1	
15	24329-KA3-740	SPRING, PAWL PLUNGER .....	2	2	2	2	2	2	
16	24430-KA3-740	STOPPER COMP., DRUM .....	1	1	1	1	1	-	

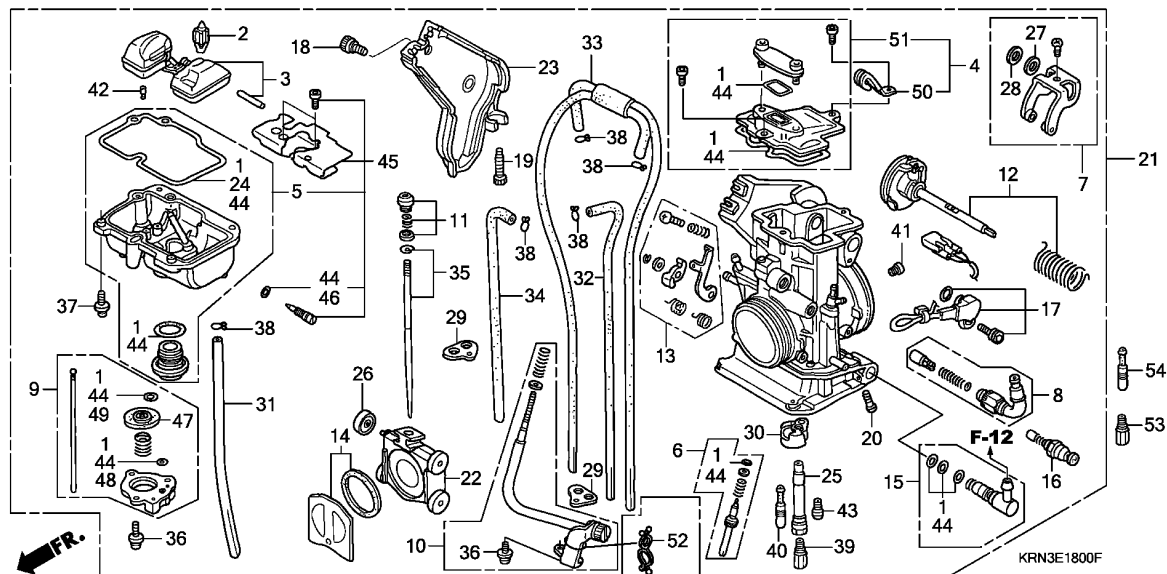


Ref. No.	Part No.	Description	Reqd. QTY						Serial No.	Parts catalogue code
			4	5	6	7	8	9		
16)	24430-KRN-A30	STOPPER COMP., GEARSHIFT DRUM	-	-	-	-	-	-	1	
17	24435-KZ4-690	SPRING, DRUM STOPPER .....	1	1	1	1	1	1	-	
	24435-KSE-670	.....	-	-	-	-	-	-	1	
18	24610-KRN-670	SPINDLE COMP., GEARSHIFT ....	1	-	-	-	-	-	-	
	24610-KRN-730	.....	-	1	1	1	1	1	1	
19	24651-MEB-670	SPRING, GEARSHIFT RETURN .....	1	1	1	1	1	1	1	
20	24652-HA0-000	PIN, GEARSHIFT RETURN SPRING	1	1	1	1	1	1	1	
21	90022-MG8-000	PIVOT, SHIFT DRUM STOPPER ARM	1	1	1	1	1	1	1	
22	90071-MF5-000	BOLT, FLANGE SOCKET, 6X14 ...	2	2	2	2	2	2	2	
23	90435-HB3-000	WASHER, 6.1MM .....	1	1	1	1	1	1	1	
24	90441-KA4-700	PLATE, BEARING HOLDER .....	2	2	2	2	2	2	2	
25	90451-155-000	WASHER, 14MM .....	1	1	1	1	1	1	1	
26	91004-KY4-900	BEARING, RADIAL BALL, 6905U ..	1	1	1	1	1	1	1	
27	93301-06016-0A	BOLT, HEX., 6X16 .....	2	2	2	2	2	2	2	
28	94510-14000	CIRCLIP, EXTERNAL, 14MM .....	1	1	1	1	1	1	1	
29	96220-40080	ROLLER, 4X8 .....	1	1	1	1	1	1	1	



Ref. No.	L.O.N.	(Relative ref. Number) Description	F.R.T.
2	1121A0	PINION, KICK STARTER .....	1.0
3	1121B2	GEAR, KICK STARTER FIRST IDLE (5)	0.9
4	1121A1	RATCHET, KICK(RECOIL) STARTER	1.0
6	1121A2	SPINDLE, KICK STARTER .....	1.0
7	112103	SPRING, KICK STARTER RETURN ..	0.8

Ref. No.	Part No.	Description	Reqd. QTY						Serial No.	Parts catalogue code
			4	5	CRF250R 6	7	8	9		
1	15201-KRN-670	PLATE, OIL GUIDE .....	1	-	-	-	-	-		
2	28210-KRN-670	PINION COMP., KICK STARTER (33T)	1	1	1	1	1	1		
3	28230-KRN-670	GEAR COMP., STARTER IDLE (30T)	1	1	1	1	1	1		
4	28241-KA3-710	RATCHET, STARTER .....	1	1	1	1	1	1		
5	28242-KA3-710	SPRING, RATCHET .....	1	1	1	1	1	1		
6	28251-KZ4-000	SPINDLE, KICK STARTER .....	1	1	1	1	1	1		
7	28261-KA3-710	SPRING, STARTER RETURN .....	1	1	1	1	1	1		
8	28262-KS6-701	PLATE, RATCHET SLIDER .....	1	1	1	1	1	1		
9	28282-KZ4-B00	COLLAR, KICK SPINDLE .....	1	1	1	1	1	1		
10	90452-178-000	WASHER, THRUST, 17MM .....	1	1	1	1	1	1		
11	90501-444-000	WASHER, 16.8X24 .....	3	3	3	3	3	3		
12	93301-06016-0A	BOLT, HEX., 6X16 .....	2	1	1	1	1	1		
13	94510-16000	CIRCLIP, EXTERNAL, 16MM .....	1	1	1	1	1	1		
14	15201-KRN-730	PLATE, OIL GUIDE .....	-	1	1	1	1	1		
15	96300-06012-00	BOLT, FLANGE, 6X12 .....	-	2	2	2	2	2		

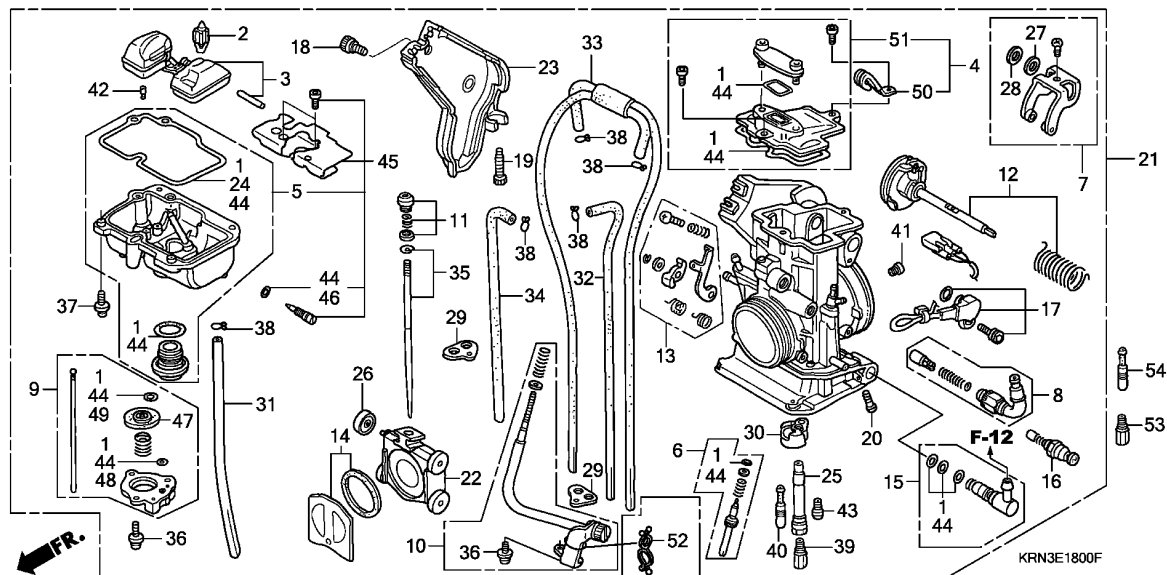


Ref. No.	L.O.N.	(Relative ref. Number) Description	F.R.T.
2	311120	(3) FLOAT OR FLOAT VALVE .....	0.8
5	3111A6	(45) CHAMBER, FLOAT .....	0.8
8	3111G0	VALVE SET, HOT START .....	0.7
9	3111F4	PUMP SET, ACCELERATOR .....	0.8
16	311125	VALVE, STARTER .....	0.6
17	617115	SENSOR, THROTTLE .....	0.9
21	3111B5	CARBURETOR ASSEMBLY .....	0.9
22	3111A8	(14,26) VALVE, THROTTLE .....	0.7
25	3111A4	(40,43) HOLDER, NEEDLE JET .....	0.8
35	3111A3	(11) NEEDLE, JET .....	0.4
39	3111D4	JET, MAIN .....	0.2

Ref. No.	Part No.	Description	Reqd. QTY					Serial No.	Parts catalogue code
			4	5	CRF250R 6	7	8		
1	16010-KRN-671	GASKET SET .....	1	1	-	-	-	-	
2	16011-KZ3-J11	VALVE SET, FLOAT .....	1	1	-	-	-	-	
	16011-MEN-851	.....	-	-	1	1	1	1	
3	16013-MEB-671	FLOAT SET .....	1	1	-	-	-	-	
	16013-KRN-851	.....	-	-	1	1	1	1	
4	16014-KRN-671	TOP SET .....	1	1	-	-	-	-	
	16014-KRN-731	.....	-	-	1	-	-	-	
5	16015-MEN-671	CHAMBER SET, FLOAT .....	1	-	-	-	-	-	
	16015-KRN-731	.....	-	1	-	-	-	-	
6	16016-MEB-671	SCREW SET A .....	1	-	-	-	-	-	
	16016-KSC-671	.....	-	1	1	-	-	-	
	16016-KRN-A01	.....	-	-	-	1	1	1	
7	16018-MEB-671	ARM SET, LINK .....	1	1	1	-	-	-	
	16018-MEY-A11	.....	-	-	-	1	1	1	
8	16019-MEB-671	START SET, HOT .....	1	1	1	1	1	1	
9	16021-KRN-671	DIAPHRAGM SET, PUMP .....	1	-	-	-	-	-	
	16021-KRN-731	.....	-	1	-	-	-	-	
	16021-KRN-851	.....	-	-	1	-	-	-	
	16021-MEN-A01	.....	-	-	-	1	1	1	
10	16028-MEB-671	SCREW SET B .....	1	1	1	-	-	-	
	16028-MEN-A01	.....	-	-	-	1	1	1	
11	16029-MEB-671	SCREW SET, JET NEEDLE .....	1	1	1	-	-	-	
	16029-MEY-A11	.....	-	-	-	1	1	1	
12	16032-MEB-671	SHAFT SET, THROTTLE .....	1	1	1	-	-	-	
	16032-MEN-A01	.....	-	-	-	1	-	-	
	16032-KRN-A11	.....	-	-	-	-	1	1	
13	16033-MEB-671	LEVER SET, PUMP .....	1	1	1	-	-	-	



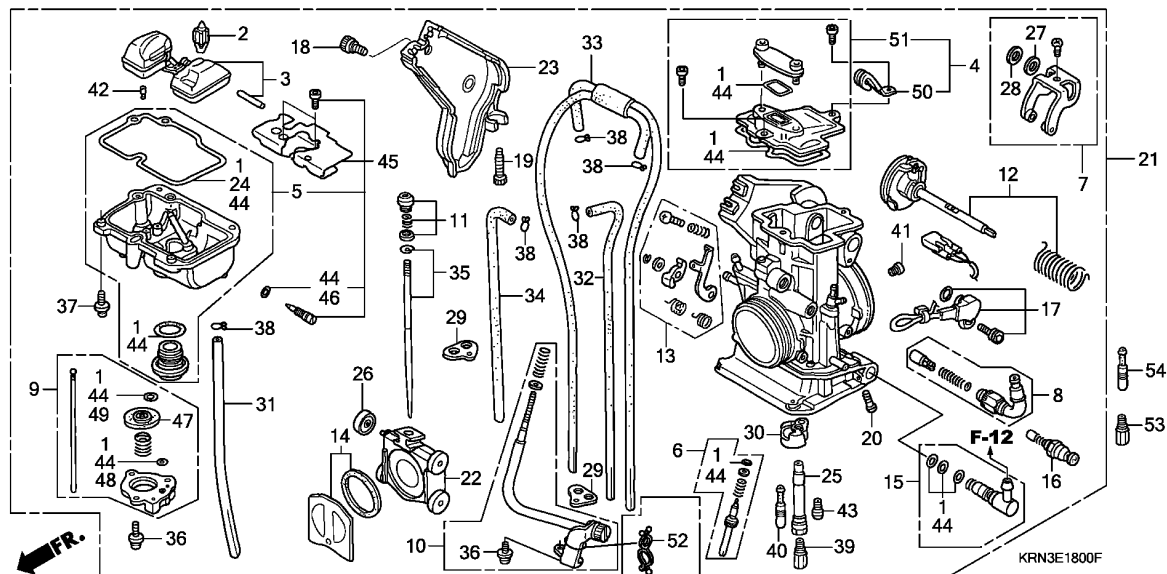




Ref. No.	Part No.	Description	Reqd. QTY					Serial No.	Parts catalogue code
			4	5	CRF250R 6	7	8		
13)	16033-MEN-A01	LEVER SET, PUMP .....	-	-	-	1	1	1	
14	16037-MEB-671	VALVE SET, FLOATING .....	1	1	1	1	1	1	
15	16038-KRN-671	JOINT SET, FUEL .....	1	1	1	1	1	1	
16	16046-MEB-671	VALVE SET, STARTER .....	1	1	1	1	1	1	
17	16060-KRN-671	SENSOR ASSY., THROTTLE .....	1	1	1	1	1	1	
18	16080-MEB-671	BOLT, COVER .....	1	1	1	-	-	-	
	16080-HP1-601	.....	-	-	-	1	1	1	
19	16081-KRN-671	BOLT, STOPPER .....	1	1	-	-	-	-	
20	16083-MEB-671	SCREW, PAN .....	1	1	1	1	1	1	
21	16100-KRN-671	CARBURETOR ASSY. (FCR01A A) ..	1	-	-	-	-	-	
	16100-KRN-734	CARBURETOR ASSY. (FCR01B A) ..	-	1	-	-	-	-	
	16100-KRN-861	CARBURETOR ASSY. (FCR12A A) ..	-	-	1	-	-	-	
	16100-KRN-E02	CARBURETOR ASSY. (FCR12B A) ..	-	-	-	1	-	-	
	16100-KRN-E12	CARBURETOR ASSY. (FCR12C A) ..	-	-	-	-	1	-	
	16100-KRN-E31	CARBURETOR ASSY. (FCR12D A) ..	-	-	-	-	-	1	
22	16112-MEB-671	VALVE, THROTTLE .....	1	1	1	-	-	-	
	16112-MEY-A11	.....	-	-	-	1	-	-	
	16112-HP1-A01	.....	-	-	-	-	1	1	
23	16157-MEN-671	COVER, THROTTLE .....	1	1	1	-	-	-	
	16157-MEN-A01	.....	-	-	-	1	1	1	
24	16163-MEB-671	GASKET, FLOAT CHAMBER .....	1	1	1	1	1	1	
25	16165-MEB-671	HOLDER, NEEDLE JET .....	1	1	-	-	-	-	
	16165-MEN-851	.....	-	-	1	-	-	-	
	16165-KRN-A01	.....	-	-	-	1	-	-	
	16165-MEN-A01	.....	-	-	-	-	1	1	
26	16172-MEB-671	ROLLER .....	1	1	1	1	1	1	

Ref. No.	Part No.	Description	Reqd. QTY						Serial No.	Parts catalogue code
			4	5	6	7	8	9		
27	16177-MEB-671	WASHER, PLAIN (PO) .....	1	1	1	1	1	1		
28	16178-MEB-671	WASHER, PLAIN (SUS) .....	1	1	1	1	1	1		
29	16179-KZ4-690	BINDER .....	2	2	-	-	-	-		
	16178-MEN-851	.....	-	-	2	2	2	2		
30	16185-MEN-671	PLATE, BUFFER .....	1	1	-	-	-	-		
	16185-KRN-851	.....	-	-	1	1	1	1		
31	16196-MEB-671	TUBE, OVERFLOW .....	1	1	-	-	-	-		
	16196-MEN-851	.....	-	-	1	1	1	1		
32	16197-MEB-671	TUBE, AIR VENT .....	1	1	1	1	1	1		
33	16198-MEB-671	TUBE COMP., AIR VENT .....	1	1	1	1	1	1		
34	16199-MEB-671	TUBE, AIR VENT .....	1	1	1	1	1	1		
35	16201-MEN-671	NEEDLE SET, JET (NCYP) .....	(1)	(1)	-	-	-	-		
	16202-MEN-671	NEEDLE SET, JET (NCYQ) .....	(1)	1	-	-	-	-		
	16203-MEN-671	NEEDLE SET, JET (NCYR) .....	1	(1)	-	-	-	-		
	16204-MEN-671	NEEDLE SET, JET (NCYS) .....	(1)	(1)	-	-	-	-		
	16205-MEN-671	NEEDLE SET, JET (NCYT) .....	(1)	-	-	-	-	-		
	16230-MEN-671	NEEDLE SET, JET (NCVP) .....	(1)	(1)	-	-	-	-		
	16231-MEN-671	NEEDLE SET, JET (NCVQ) .....	(1)	(1)	-	-	-	-		
	16232-MEN-671	NEEDLE SET, JET (NCVR) .....	(1)	(1)	-	-	-	-		
	16233-MEN-671	NEEDLE SET, JET (NCVS) .....	(1)	(1)	-	-	-	-		
	16234-MEN-671	NEEDLE SET, JET (NCVT) .....	(1)	-	-	-	-	-		
	16201-KRN-731	NEEDLE SET, JET (NCYN) .....	-	(1)	-	-	-	-		
	16229-KRN-731	NEEDLE SET, JET (NCVN) .....	-	(1)	-	-	-	-		
	16201-KRN-851	NEEDLE SET, JET (NHFQ) .....	-	-	(1)	-	-	-		
	16202-KRN-851	NEEDLE SET, JET (NHFR) .....	-	-	(1)	-	-	-		
	16203-KRN-851	NEEDLE SET, JET (NHFS) .....	-	-	1	-	-	-		
	16204-KRN-851	NEEDLE SET, JET (NHFT) .....	-	-	(1)	-	-	-		
	16205-KRN-851	NEEDLE SET, JET (NHFU) .....	-	-	(1)	-	-	-		
	16230-KRN-851	NEEDLE SET, JET (NHGQ) .....	-	-	(1)	-	-	-		
	16231-KRN-851	NEEDLE SET, JET (NHGR) .....	-	-	(1)	-	-	-		
	16232-KRN-851	NEEDLE SET, JET (NHGS) .....	-	-	(1)	-	-	-		
	16233-KRN-851	NEEDLE SET, JET (NHGT) .....	-	-	(1)	-	-	-		
	16234-KRN-851	NEEDLE SET, JET (NHGU) .....	-	-	(1)	-	-	-		
	16201-KRN-A01	NEEDLE SET, JET (NKBR) .....	-	-	-	(1)	-	-		
	16201-KRN-E01	NEEDLE SET, JET (NHVR) .....	-	-	-	(1)	-	-		
	16202-KRN-A01	NEEDLE SET, JET (NKBS) .....	-	-	-	(1)	-	-		
	16202-KRN-E01	NEEDLE SET, JET (NHVS) .....	-	-	-	(1)	-	-		
	16203-KRN-A01	NEEDLE SET, JET (NKBT) .....	-	-	-	(1)	-	-		
	16203-KRN-E01	NEEDLE SET, JET (NHVT) .....	-	-	-	1	-	-		
	16204-KRN-A01	NEEDLE SET, JET (NKBU) .....	-	-	-	(1)	-	-		
	16204-KRN-E01	NEEDLE SET, JET (NHVU) .....	-	-	-	(1)	-	-		
	16205-KRN-A01	NEEDLE SET, JET (NKBV) .....	-	-	-	(1)	-	-		
	16205-KRN-E01	NEEDLE SET, JET (NHVV) .....	-	-	-	(1)	-	-		
	16201-KRN-E12	NEEDLE SET, JET (NMTR) .....	-	-	-	-	(1)	-		
	16202-KRN-E12	NEEDLE SET, JET (NMTS) .....	-	-	-	-	(1)	-		
	16203-KRN-E12	NEEDLE SET, JET (NMTT) .....	-	-	-	-	1	-		
	16204-KRN-E12	NEEDLE SET, JET (NMTU) .....	-	-	-	-	(1)	-		
	16205-KRN-E12	NEEDLE SET, JET (NMTV) .....	-	-	-	-	(1)	-		
	16230-KRN-E12	NEEDLE SET, JET (NMSR) .....	-	-	-	-	(1)	-		
	16231-KRN-E11	NEEDLE SET, JET (NMSS) .....	-	-	-	-	(1)	-		
	16232-KRN-E11	NEEDLE SET, JET (NMST) .....	-	-	-	-	(1)	-		
	16233-KRN-E11	NEEDLE SET, JET (NMSU) .....	-	-	-	-	(1)	-		
	16234-KRN-E11	NEEDLE SET, JET (NMSV) .....	-	-	-	-	(1)	-		
	16201-KRN-E31	NEEDLE SET, JET (NNTS) .....	-	-	-	-	-	(1)		
	16202-KRN-E31	NEEDLE SET, JET (NNTT) .....	-	-	-	-	-	(1)		
	16203-KRN-E31	NEEDLE SET, JET (NNTU) .....	-	-	-	-	-	1		
	16204-KRN-E31	NEEDLE SET, JET (NNTV) .....	-	-	-	-	-	(1)		



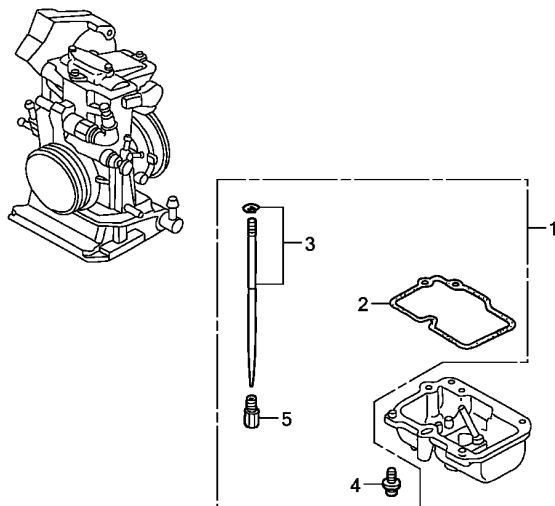


Ref. No.	Part No.	Description	Reqd. QTY					Serial No.	Parts catalogue code
			4	5	CRF250R 6	7	8		
35)	16205-KRN-E31	NEEDLE SET, JET (NNTW)	-	-	-	-	-	(1)	
	16230-KRN-E31	NEEDLE SET, JET (NPAS)	-	-	-	-	-	(1)	
	16231-KRN-E31	NEEDLE SET, JET (NPAT)	-	-	-	-	-	(1)	
	16232-KRN-E31	NEEDLE SET, JET (NPAU)	-	-	-	-	-	(1)	
	16233-KRN-E31	NEEDLE SET, JET (NPAV)	-	-	-	-	-	(1)	
	16234-KRN-E31	NEEDLE SET, JET (NPAW)	-	-	-	-	-	(1)	
36	93892-04008-18	SCREW-WASHER, 4X8	4	4	4	4	4	4	
37	93892-04014-18	SCREW-WASHER, 4X14	4	4	4	4	4	4	
38	95002-02079	CLIP, TUBE (B7)	5	5	5	5	5	5	
39	99101-357-1500	JET, MAIN, #150	(1)	-	-	-	-	-	
	99101-357-1520	JET, MAIN, #152	(1)	-	-	-	-	-	
	99101-357-1550	JET, MAIN, #155	(1)	-	-	-	-	-	
	99101-357-1580	JET, MAIN, #158	(1)	-	(1)	-	-	-	
	99101-357-1600	JET, MAIN, #160	1	-	(1)	-	-	-	
	99101-357-1620	JET, MAIN, #162	(1)	(1)	(1)	(1)	-	-	
	99101-357-1650	JET, MAIN, #165	(1)	(1)	(1)	(1)	-	-	
	99101-357-1680	JET, MAIN, #168	(1)	(1)	1	(1)	(1)	(1)	
	99101-357-1700	JET, MAIN, #170	(1)	(1)	(1)	(1)	(1)	(1)	
	99101-357-1720	JET, MAIN, #172	-	1	(1)	1	(1)	(1)	
	99101-357-1750	JET, MAIN, #175	-	(1)	(1)	(1)	(1)	(1)	
	99101-357-1780	JET, MAIN, #178	-	(1)	(1)	(1)	1	1	
	99101-357-1800	JET, MAIN, #180	-	(1)	-	(1)	(1)	(1)	
	99101-357-1820	JET, MAIN, #182	-	(1)	-	(1)	(1)	(1)	
	99101-357-1850	JET, MAIN, #185	-	-	-	-	(1)	(1)	
	99101-357-1880	JET, MAIN, #188	-	-	-	-	(1)	(1)	
40	99103-440-0350	JET, SLOW, #35	(1)	-	-	-	-	-	
	99103-440-0380	JET, SLOW, #38	(1)	(1)	(1)	(1)	(1)	(1)	
	99103-440-0400	JET, SLOW, #40	1	(1)	(1)	(1)	(1)	(1)	

2

Ref. No.	Part No.	Description	Reqd. QTY						Serial No.	Parts catalogue code
			4	5	6	7	8	9		
40)	99103-440-0420	JET, SLOW, #42 .....	(1)	1	1	1	1	1		
	99103-440-0450	JET, SLOW, #45 .....	(1)	(1)	(1)	(1)	(1)	(1)		
	99103-440-0480	JET, SLOW, #48 .....	-	(1)	(1)	(1)	(1)	(1)		
41	99104-MEB-1000	JET, SLOW AIR, #100 .....	1	1	1	1	-	-		
42	99108-KRN-0400	JET, LEAK, #40 .....	-	-	(1)	-	-	-		
	99108-KRN-0450	JET, LEAK, #45 .....	-	-	(1)	-	-	-		
	99108-KRN-0500	JET, LEAK, #50 .....	-	-	(1)	-	-	-		
	99108-KRN-0700	JET, LEAK, #70 .....	1	1	-	(1)	(1)	1		
	99108-KRN-0750	JET, LEAK, #75 .....	-	-	-	1	(1)	(1)		
	99108-KRN-0800	JET, LEAK, #80 .....	-	-	-	(1)	-	(1)		
	99108-KRN-0850	JET, LEAK, #85 .....	-	-	-	(1)	-	-		
	99108-KSC-0650	JET, LEAK, #65 .....	-	-	-	(1)	1	(1)		
	99108-KSE-0600	JET, LEAK, #60 .....	-	-	-	-	(1)	(1)		
	99108-MEB-0550	JET, LEAK, #55 .....	-	-	1	-	(1)	-		
43	99112-KRN-0680	JET, BY-STARTER, #68 .....	1	1	1	1	1	1		
44	16010-KSC-671	GASKET SET .....	-	-	1	1	1	1		
45	16015-KRN-851	CHAMBER SET, FLOAT .....	-	-	1	-	-	-		
	16015-KRN-A01	.....	-	-	-	1	1	1		
46	16076-ND5-004	O-RING, 1.3X4.3 .....	-	-	1	1	1	1		
47	16022-KRN-851	DIAPHRAGM COMP. #15 .....	-	-	(1)	-	-	-		
	16023-KRN-851	DIAPHRAGM COMP. #20 .....	-	-	1	-	-	-		
48	16075-KRN-851	U-RING .....	-	-	1	-	-	-		
49	16178-548-004	O-RING, 5.8X1.9 .....	-	-	1	-	-	-		
50	16088-KRN-A01	CLIP .....	-	-	-	1	1	1		
51	16014-KRN-A01	TOP SET .....	-	-	-	1	1	1		
52	90651-680-961	HOLDER, CABLE .....	-	-	-	-	1	1		
53	99101-357-1580	JET, MAIN, #158 .....								
	(OTHER PARTS)		1	-	-	-	-	-		
	99101-357-1620	JET, MAIN, #162 .....								
	(OTHER PARTS)		1	-	-	-	-	-		
	99101-357-1650	JET, MAIN, #165 .....								
	(OTHER PARTS)		-	-	1	-	-	-		
	99101-357-1700	JET, MAIN, #170 .....								
	(OTHER PARTS)		-	1	1	1	-	-		
	99101-357-1750	JET, MAIN, #175 .....								
	(OTHER PARTS)		-	1	-	1	1	1		
	99101-357-1800	JET, MAIN, #180 .....								
	(OTHER PARTS)		-	-	-	-	1	1		
54	99103-440-0380	JET, SLOW, #38 .....								
	(OTHER PARTS)		1	-	-	-	-	-		
	99103-440-0400	JET, SLOW, #40 .....								
	(OTHER PARTS)		-	1	1	1	1	1		
	99103-440-0420	JET, SLOW, #42 .....								
	(OTHER PARTS)		1	-	-	-	-	-		
	99103-440-0450	JET, SLOW, #45 .....								
	(OTHER PARTS)		-	1	1	1	1	1		





KRN3E1801

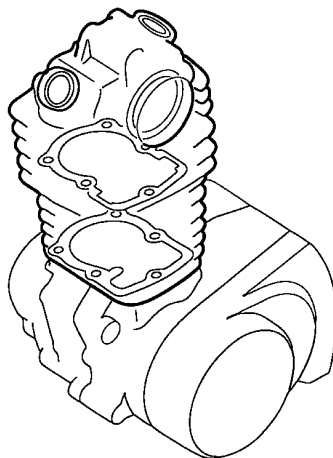
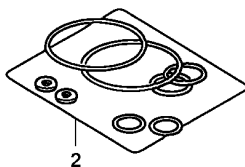
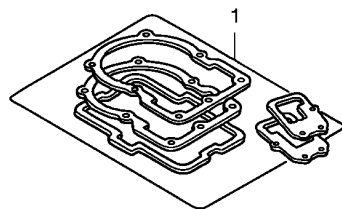
Ref. L.O.N. (Relative ref. Number) F.R.T.  
No. Description

NO INFORMATION .....

Ref. No.	Part No.	Description	Reqd. QTY					Serial No.	Parts catalogue code
			4	5	6	7	8		
1	16020-KRN-671	PARTS KIT, CARBURETOR OPTIONAL	(1)	-	-	-	-	-	
	16020-KRN-732	.....	-	(1)	-	-	-	-	
	16020-KRN-861	.....	-	-	(1)	-	-	-	
	16020-KRN-E01	.....	-	-	-	(1)	-	-	
	16020-KRN-E12	.....	-	-	-	-	(1)	-	
	16020-KRN-E32	.....	-	-	-	-	-	(1)	
2	16163-MEB-671	GASKET, FLOAT CHAMBER	(5)	(5)	(5)	(5)	(5)	(5)	
3	16201-MEN-671	NEEDLE SET, JET (NCYP)	(1)	(1)	-	-	-	-	
	16202-MEN-671	NEEDLE SET, JET (NCYQ)	(1)	-	-	-	-	-	
	16203-MEN-671	NEEDLE SET, JET (NCYR)	-	(1)	-	-	-	-	
	16204-MEN-671	NEEDLE SET, JET (NCYS)	(1)	(1)	-	-	-	-	
	16205-MEN-671	NEEDLE SET, JET (NCYT)	(1)	-	-	-	-	-	
	16230-MEN-671	NEEDLE SET, JET (NCVP)	(1)	(1)	-	-	-	-	
	16231-MEN-671	NEEDLE SET, JET (NCVQ)	(1)	(1)	-	-	-	-	
	16232-MEN-671	NEEDLE SET, JET (NCVR)	(1)	(1)	-	-	-	-	
	16233-MEN-671	NEEDLE SET, JET (NCVS)	(1)	(1)	-	-	-	-	
	16234-MEN-671	NEEDLE SET, JET (NCVT)	(1)	-	-	-	-	-	
	16201-KRN-731	NEEDLE SET, JET (NCYN)	-	(1)	-	-	-	-	
	16229-KRN-731	NEEDLE SET, JET (NCVN)	-	(1)	-	-	-	-	
	16201-KRN-851	NEEDLE SET, JET (NHFQ)	-	-	(1)	-	-	-	
	16202-KRN-851	NEEDLE SET, JET (NHFR)	-	-	(1)	-	-	-	
	16204-KRN-851	NEEDLE SET, JET (NHFT)	-	-	(1)	-	-	-	
	16205-KRN-851	NEEDLE SET, JET (NHFU)	-	-	(1)	-	-	-	
	16230-KRN-851	NEEDLE SET, JET (NHGQ)	-	-	(1)	-	-	-	
	16231-KRN-851	NEEDLE SET, JET (NHGR)	-	-	(1)	-	-	-	
	16232-KRN-851	NEEDLE SET, JET (NHGS)	-	-	(1)	-	-	-	
	16233-KRN-851	NEEDLE SET, JET (NHGT)	-	-	(1)	-	-	-	
	16234-KRN-851	NEEDLE SET, JET (NHGU)	-	-	(1)	-	-	-	
	16201-KRN-A01	NEEDLE SET, JET (NKBR)	-	-	-	(1)	-	-	

Ref. No.	Part No.	Description	Reqd. QTY						Serial No.	Parts catalogue code
			4	5	6	7	8	9		
(3)	16202-KRN-A01	NEEDLE SET, JET (NKBS)	-	-	-	(1)	-	-		
	16203-KRN-A01	NEEDLE SET, JET (NKBT)	-	-	-	(1)	-	-		
	16204-KRN-A01	NEEDLE SET, JET (NKBU)	-	-	-	(1)	-	-		
	16205-KRN-A01	NEEDLE SET, JET (NKBV)	-	-	-	(1)	-	-		
	16201-KRN-E01	NEEDLE SET, JET (NHVR)	-	-	-	(1)	-	-		
	16202-KRN-E01	NEEDLE SET, JET (NHVS)	-	-	-	(1)	-	-		
	16204-KRN-E01	NEEDLE SET, JET (NHVU)	-	-	-	(1)	-	-		
	16205-KRN-E01	NEEDLE SET, JET (NHVV)	-	-	-	(1)	-	-		
	16201-KRN-E12	NEEDLE SET, JET (NMTR)	-	-	-	-	(1)	-		
	16202-KRN-E12	NEEDLE SET, JET (NMTS)	-	-	-	-	(1)	-		
	16204-KRN-E12	NEEDLE SET, JET (NMTU)	-	-	-	-	(1)	-		
	16205-KRN-E12	NEEDLE SET, JET (NMTV)	-	-	-	-	(1)	-		
	16230-KRN-E12	NEEDLE SET, JET (NMSR)	-	-	-	-	(1)	-		
	16231-KRN-E11	NEEDLE SET, JET (NMSS)	-	-	-	-	(1)	-		
	16232-KRN-E11	NEEDLE SET, JET (NMST)	-	-	-	-	(1)	-		
	16233-KRN-E11	NEEDLE SET, JET (NMSU)	-	-	-	-	(1)	-		
	16234-KRN-E11	NEEDLE SET, JET (NMSV)	-	-	-	-	(1)	-		
	16201-KRN-E31	NEEDLE SET, JET (NNTS)	-	-	-	-	-	(1)		
	16202-KRN-E31	NEEDLE SET, JET (NNTT)	-	-	-	-	-	(1)		
	16204-KRN-E31	NEEDLE SET, JET (NNTV)	-	-	-	-	-	(1)		
	16205-KRN-E31	NEEDLE SET, JET (NNTW)	-	-	-	-	-	(1)		
	16230-KRN-E31	NEEDLE SET, JET (NPAS)	-	-	-	-	-	(1)		
	16231-KRN-E31	NEEDLE SET, JET (NPAT)	-	-	-	-	-	(1)		
	16232-KRN-E31	NEEDLE SET, JET (NPAU)	-	-	-	-	-	(1)		
	16233-KRN-E31	NEEDLE SET, JET (NPAV)	-	-	-	-	-	(1)		
	16234-KRN-E31	NEEDLE SET, JET (NPAW)	-	-	-	-	-	(1)		
4	93892-04014-18	SCREW-WASHER, 4X14	(10)	(10)	(10)	(10)	(10)	(10)		
5	99101-357-1500	JET, MAIN, #150	(1)	-	-	-	-	-		
	99101-357-1520	JET, MAIN, #152	(1)	-	-	-	-	-		
	99101-357-1550	JET, MAIN, #155	(1)	-	-	-	-	-		
	99101-357-1580	JET, MAIN, #158	(1)	-	(1)	-	-	-		
	99101-357-1600	JET, MAIN, #160	-	-	(1)	-	-	-		
	99101-357-1620	JET, MAIN, #162	(1)	(1)	(1)	(1)	-	-		
	99101-357-1650	JET, MAIN, #165	(1)	(1)	(1)	(1)	-	-		
	99101-357-1680	JET, MAIN, #168	(1)	(1)	-	(1)	(1)	(1)		
	99101-357-1700	JET, MAIN, #170	(1)	(1)	(1)	(1)	(1)	(1)		
	99101-357-1720	JET, MAIN, #172	-	-	(1)	-	(1)	(1)		
	99101-357-1750	JET, MAIN, #175	-	(1)	(1)	(1)	(1)	(1)		
	99101-357-1780	JET, MAIN, #178	-	(1)	(1)	(1)	-	-		
	99101-357-1800	JET, MAIN, #180	-	(1)	-	(1)	(1)	(1)		
	99101-357-1820	JET, MAIN, #182	-	(1)	-	(1)	(1)	(1)		





ENG1X0001B

Ref. L.O.N. (Relative ref. Number) F.R.T.  
No. Description

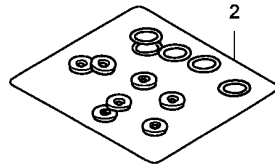
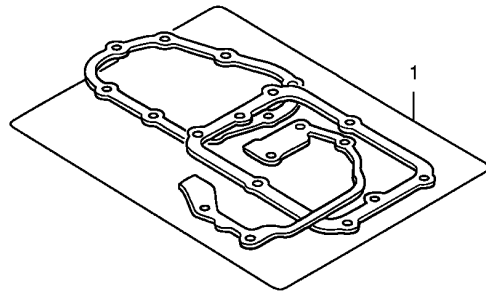
NO INFORMATION .....

Ref. No.	Part No.	Description	Reqd. QTY					Serial No.	Parts catalogue code
			4	5	6	7	8		
1	06113-KRN-700	GASKET SHEET KIT A .....	1	-	-	-	-	-	
	06113-KRN-710	.....	-	1	1	1	1	-	
		(COMPONENT PARTS)							
	12191-KRN-671	GASKET, CYLINDER .....	1	-	-	-	-	-	
	12191-KRN-731	.....	-	1	1	1	1	-	
	12251-KRN-671	GASKET, CYLINDER HEAD .....	1	-	-	-	-	-	
	12251-KRN-731	.....	-	1	1	1	1	-	
	12391-KRN-670	GASKET, HEAD COVER .....	1	1	1	1	1	-	
	14560-MEN-671	GASKET, TENSIONER LIFTER ....	1	1	1	1	1	-	
	18291-MM5-860	GASKET, EX. PIPE .....	1	1	1	1	1	-	
2	06114-KRN-700	WASHER O-RING KIT A .....	1	1	1	1	1	-	
		(COMPONENT PARTS)							
	12226-MEB-670	SEAL, RING .....	1	1	1	1	1	-	
	90442-397-000	WASHER, SEALING, 6MM .....	1	1	1	1	1	-	
	90543-MV9-670	RUBBER, MOUNTING .....	2	2	2	2	2	-	
	91303-377-000	O-RING, 13.8X2.5 .....	1	1	1	1	1	-	

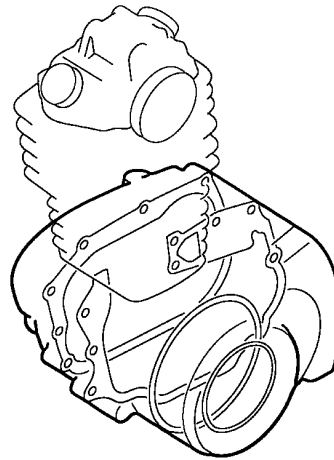
EOP-2

GASKET KIT B

F 6



←FR.



ENG2X0001B

Ref. (Relative ref. Number) F.R.T.  
No. L.O.N. Description

NO INFORMATION .....

Ref. No.	Part No.	Description	Reqd. QTY						Serial No.	Parts catalogue code
			4	5	6	7	8	9		
1	06115-KRN-700	GASKET SHEET KIT B .....	1	1	-	-	-	-		
	06115-KRN-840	.....	-	-	1	-	-	-		
	06115-KRN-A00	.....	-	-	-	1	-	-		
	06115-KRN-A10	.....	-	-	-	-	-	-		
		(COMPONENT PARTS)	-	-	-	-	1	-		
	11191-KRN-670	GASKET, CRANKCASE .....	1	1	-	-	-	-		
	11191-KRN-850	.....	-	-	1	1	-	-		
	11191-KRN-A10	.....	-	-	-	-	1	-		
	11352-KRN-671	GASKET, CLUTCH COVER .....	1	1	1	1	1	-		
	11394-KRN-670	GASKET, R. COVER .....	1	1	1	-	-	-		
	11394-KRN-A00	.....	-	-	-	1	1	-		
	11395-KRN-670	GASKET, L. COVER .....	1	1	1	1	1	-		
	19226-KRN-670	GASKET, WATER PUMP .....	1	1	1	1	1	-		
2	06116-KRN-700	WASHER O-RING KIT B .....								
		(COMPONENT PARTS)	1	1	1	1	1	-		
	90447-KE1-000	WASHER, SEALING, 7MM .....	2	2	2	2	2	-		
	90463-ML7-000	WASHER, SEALING, 6.5MM .....	2	2	2	2	2	-		
	90474-333-000	WASHER, SEALING, 8MM .....	2	2	2	2	2	-		
	90751-GK1-003	O-RING, 8.5X1.7 .....	1	1	1	1	1	-		
	91301-KSR-A01	D-RING, 22MM .....	1	1	1	1	1	-		
	91302-PA9-003	O-RING, 39.8X2.2 (ARAI) .....	1	1	1	1	1	-		
	91303-377-000	O-RING, 13.8X2.5 .....	1	1	1	1	1	-		
	91304-MJO-003	O-RING, 15.8X2.4 (SHOWA) .....	1	1	1	1	1	-		
	91305-KFO-003	O-RING, 27X2 (ARAI) .....	1	1	1	1	1	-		
	91307-035-000	O-RING, 18X3 .....	2	2	2	2	2	-		
	91312-KE7-003	O-RING, 19X3 (NOK) .....	1	1	1	1	1	-		

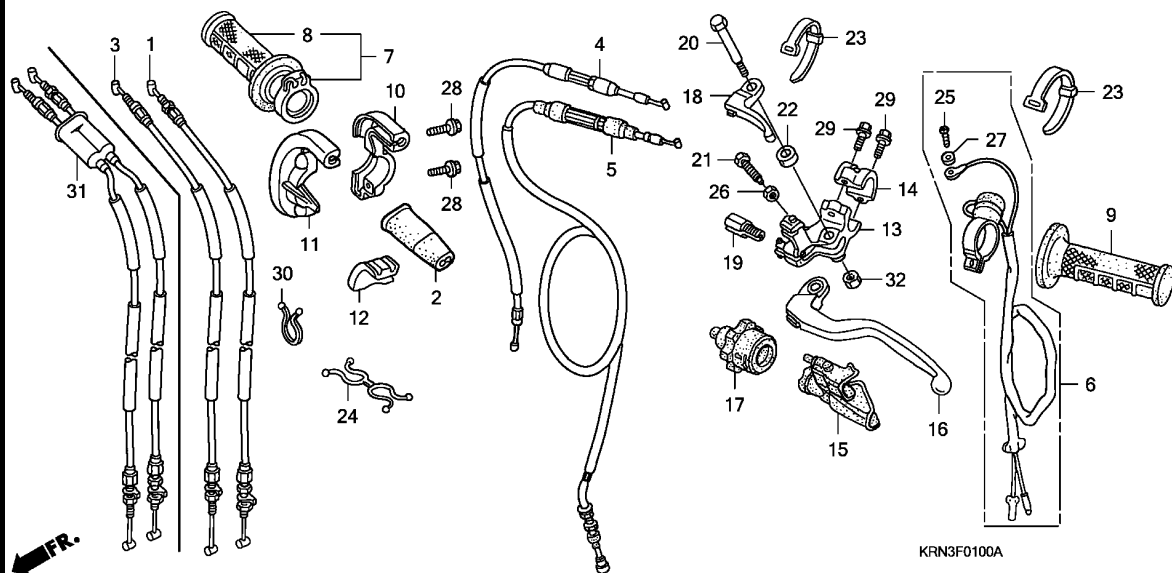
2



F-1

HANDLE LEVER/SWITCH/CABLE

G 1



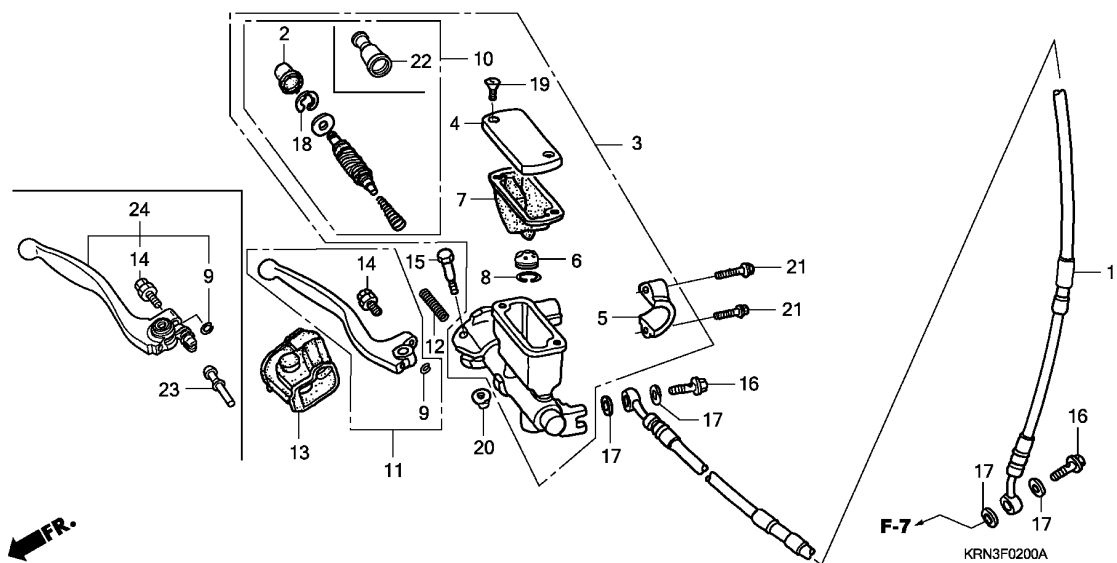
Ref. No.	L.O.N.	(Relative ref. Number) Description	F.R.T.
1		(3,31)	
1	811100	CABLE, THROTTLE .....	0.7
		.NOTE: Same time for two units	
4	8111B5	CABLE, HOT STARTER .....	0.7
5	811115	CABLE, CLUTCH .....	0.2
6	6151D8	SWITCH, ENGINE STOP .....	0.2
7		(12)	
	810150	GRIP, THROTTLE .....	0.1
8	8101C1	GRIP, HANDLE :RIGHT .....	0.2
9	8101C0	GRIP, HANDLE :LEFT .....	0.1
10		(11)	
	810155	HOUSING, THROTTLE .....	0.2
		.NOTE: Same time for two units	
13	8101C8	BRACKET, HANDLE LEVER :LEFT ..	0.2
16	8101C6	LEVER, HANDLE :LEFT .....	0.1
	8101F5	LEVER, HANDLE :BOTH .....	0.2
18	8101F2	LEVER, HOT STARTER .....	0.1

3

Ref. No.	Part No.	Description	Reqd. QTY						Serial No.	Parts catalogue code
			4	5	CRF250R 6	7	8	9		
1	17910-KRN-000	CABLE COMP. A, THROTTLE .....	1	1	1	-	-	-		
2	17913-KB7-000	COVER, THROTTLE CABLE .....	1	1	1	-	-	-		
3	17920-KRN-000	CABLE COMP. B, THROTTLE .....	1	1	1	-	-	-		
4	17950-KRN-000	CABLE COMP., HOT STARTER .....	1	1	1	1	-	-		
	17950-MEN-A10	.....	-	-	-	-	1	1		
5	22870-KRN-000	CABLE COMP., CLUTCH .....	1	1	1	1	-	-		
	22870-KRN-A10	.....	-	-	-	-	1	1		
6	35130-MEB-670	SWITCH ASSY., KILL .....	1	1	1	1	1	1		
7	53140-MEB-671	GRIP COMP., THROTTLE .....	1	1	1	1	1	-		
	53140-KRN-A30	.....	-	-	-	-	-	1		
8	53165-GBF-J60	GRIP, R. HANDLE .....	1	1	1	1	1	-		
9	53166-GBF-J60	GRIP, L. HANDLE .....	1	1	1	1	1	-		
	53166-KRN-A30	.....	-	-	-	-	-	1		
10	53167-MEB-671	HOUSING, UPPER THROTTLE .....	1	1	-	-	-	-		
			-	-	1	-	-	-	-----	U/A
			-	-	1	-	-	-	-----	6K211090 ED/A
			-	-	1	-	-	-	-----	6M230000 U
			-	-	1	-	-	-	-----	6M230005 ED
	53167-MEB-672	.....	-	-	1	-	-	-	-----	ED/B,U/B
			-	-	1	-	-	-	-----	6K211091 ED/A
			-	-	1	-	-	-	-----	6M230001 U
			-	-	1	-	-	-	-----	6M230006 ED
			-	-	-	1	1	1		

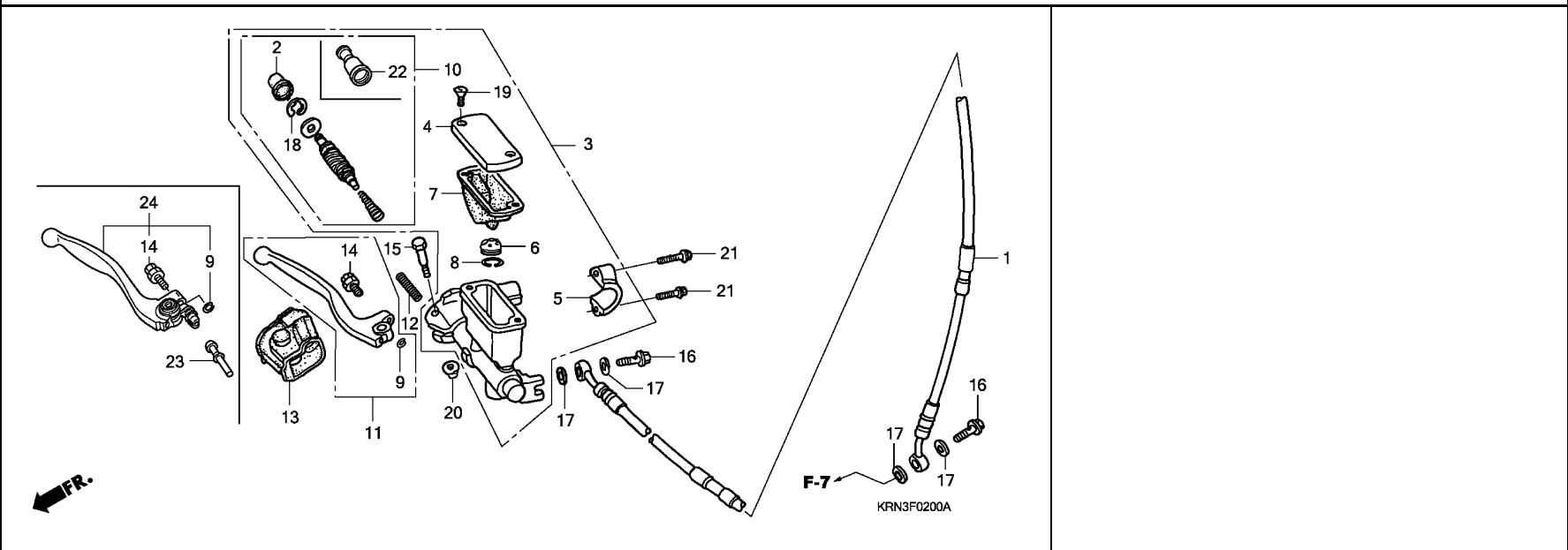
Ref. No.	Part No.	Description	Reqd. QTY						Serial No.	Parts catalogue code
			4	5	6	7	8	9		
11	53168-MEB-670	HOUSING, UNDER THROTTLE .....	1	1	-	-	-	-	----- U/A	
			-	-	1	-	-	-	----- 6K211090 ED/A	
			-	-	1	-	-	-	----- 6M230000 U	
			-	-	1	-	-	-	----- 6M230005 ED	
	53168-MEB-671	.....	-	-	1	-	-	-	----- ED/B,U/B	
			-	-	1	-	-	-	6K211091 ----- ED/A	
			-	-	1	-	-	-	6M230001 ----- U	
			-	-	1	-	-	-	6M230006 ----- ED	
			-	-	-	1	1	1		
12	53169-MEB-670	SLIDER, THROTTLE CABLE .....	1	1	1	1	1	1		
13	53172-MEN-670	BRACKET, L. HANDLE LEVER ....	1	1	1	1	1	1		
14	53174-KCE-670	HOLDER, L. LEVER BRACKET ....	1	1	1	1	1	1		
15	53177-MEN-670	COVER, L. HANDLE LEVER .....	1	1	1	1	1	1		
16	53178-MEN-670	LEVER, L. STEERING HANDLE ...	1	1	1	-	-	-		
	53178-MEN-A01	.....	-	-	-	1	1	1		
17	53179-MEN-671	DIAL, CLUTCH CABLE ADJUSTING	1	1	1	1	1	1		
18	53190-MEN-670	LEVER, HOT STARTER .....	1	1	1	1	1	1		
19	53192-MEN-670	BOLT, WIRE ADJUSTING .....	1	1	1	1	1	1		
20	90113-MEN-670	BOLT, HANDLE LEVER PIVOT ....	1	1	1	-	-	-		
	90113-MEY-A10	.....	-	-	-	1	1	1		
21	90118-MEN-670	BOLT, LEVER ADJUSTING .....	1	1	1	1	1	1		
22	90501-MEN-670	COLLAR, PIVOT .....	1	1	1	1	1	1		
23	90650-KV6-003	BAND, WIRE .....	2	2	2	2	2	2		
24	90658-SAO-003	CLIP, WIRE HARNESS .....	1	1	1	1	1	1		
25	93500-04012-1A	SCREW, PAN, 4X12 .....	1	1	1	1	1	1		
26	94001-06000-0S	NUT, HEX., 6MM .....	1	1	1	1	1	1		
27	94111-04000	WASHER, SPRING, 4MM .....	1	1	1	1	1	1		
28	96001-06018-07	BOLT, FLANGE, 6X18 .....	2	2	2	-	-	-		
	96001-06020-07	BOLT, FLANGE, 6X20 .....	-	-	-	2	2	2		
29	96001-06022-00	BOLT, FLANGE, 6X22 .....	2	2	2	2	2	2		
30	32171-GF9-621	LOCK, PURSE .....	1	1	1	1	1	1		
31	17900-KRN-A00	CABLE ASSY., THROTTLE .....	-	-	-	1	1	1		
32	94001-06000-0S	NUT, HEX., 6MM .....	1	1	1	-	-	-		
	90301-782-000	NUT, U, 6MM .....	-	-	-	1	1	1		





Ref. No.	L.O.N.	(Relative ref. Number) Description	F.R.T.
1	7121A0	HOSE, FRONT BRAKE ..... .INCLUDES: Bleed brakes	0.4
3	712105	CYLINDER, FRONT BRAKE MASTER ..... .INCLUDES: Bleed brakes	0.4
7	7121G6	DIAPHRAGM, FRONT BRAKE MASTER CYLINDER .....	0.1
10	7121G9	PISTON SET, FRONT BRAKE MASTER ..... .INCLUDES: Bleed brakes	0.4
11		(23,24)	
	8101C7	LEVER, HANDLE :RIGHT .....	0.1
	8101F5	LEVER, HANDLE :BOTH .....	0.2

Ref. No.	Part No.	Description	Reqd. QTY						Serial No.	Parts catalogue code
			4	5	6	7	8	9		
1	45125-MEN-003	HOSE COMP., FR. BRAKE .....	1	1	1	1	1	-		
	45125-KRN-A31	.....	-	-	-	-	-	1		
2	45504-KN5-006	BOOT COMP. ....	1	1	1	-	-	-		
3	45510-KCE-671	CYLINDER SUB ASSY., FR. BRAKE MASTER (NISSIN) .....	1	1	1	-	-	-		
	45510-MEN-J01	CYLINDER SUB ASSY., FR. MASTER .....	-	-	-	1	1	1		
4	45513-KCE-671	CAP, MASTER CYLINDER .....	1	1	1	1	1	1		
5	45517-GW0-751	HOLDER, MASTER CYLINDER .....	1	1	1	1	1	1		
6	45518-KA3-731	SEPARATOR COMP. ....	1	1	1	-	-	-		
	45518-MEN-J01	.....	-	-	-	1	1	1		
7	45520-KA3-731	DIAPHRAGM .....	1	1	1	1	1	1		
8	45523-KA3-731	RING .....	1	1	1	1	1	1		
9	45523-MEB-003	RING .....	1	1	1	1	1	1		
10	45530-KCE-671	PISTON SET, MASTER CYLINDER .....	1	1	1	-	-	-		
	45530-MEN-J01	.....	-	-	-	1	1	1		
11	53170-MEB-003	LEVER SET, R. HANDLE .....	1	1	1	-	-	-		
12	53174-KN5-006	SPRING, BRAKE LEVER .....	1	1	1	1	1	1		
13	53176-ML3-791	COVER, R. HANDLE LEVER .....	1	1	1	-	-	-		
	53176-MEN-J01	.....	-	-	-	1	1	1		
14	90111-MEB-003	BOLT SET, ADJUSTING .....	1	1	1	1	1	1		
15	90114-166-006	BOLT, HANDLE LEVER PIVOT .....	1	1	1	-	-	-		
	90114-MEN-J01	BOLT, HANDLE LEVER .....	-	-	-	1	1	1		
16	90145-MS9-612	BOLT, OIL, 10X22 .....	2	2	2	2	2	2		
17	90545-300-000	WASHER, OIL BOLT .....	4	4	4	4	4	4		
18	90651-MA5-671	CIRCLIP .....	1	1	1	1	1	1		
19	93600-04012-1G	SCREW, FLAT, 4X12 .....	2	2	2	2	2	2		

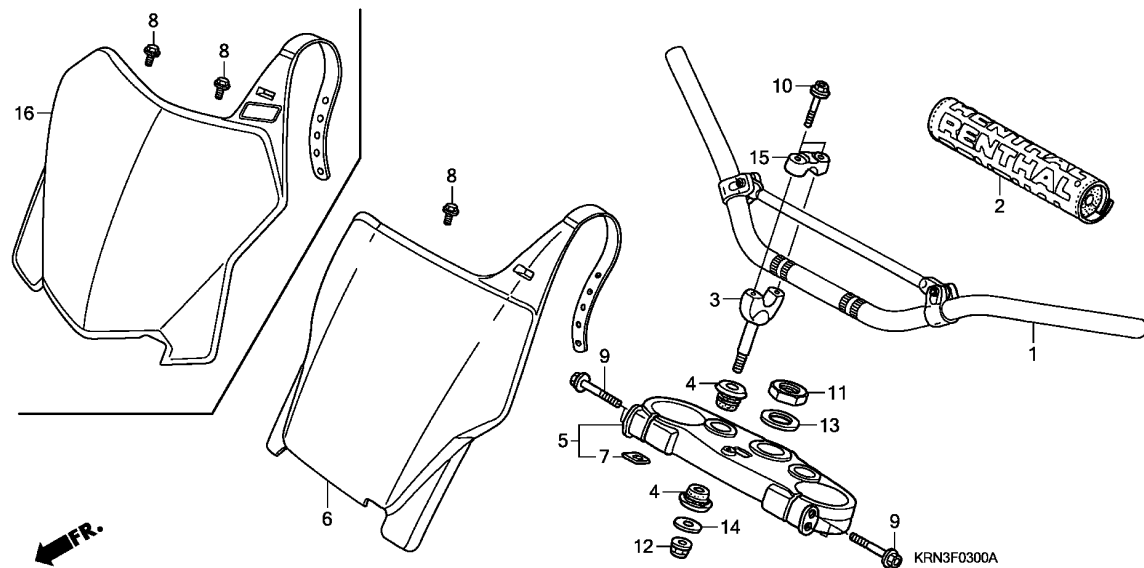


Ref. No.	Part No.	Description	Reqd. QTY						Serial No.	Parts catalogue code
			4	5	CRF250R 6	7	8	9		
20	94050-06000	NUT, FLANGE, 6MM .....	1	1	1	1	1	1		
21	96001-06022-00	BOLT, FLANGE, 6X22 .....	2	2	2	2	2	2		
22	45504-MEN-J01	BOOT COMP. ....	-	-	-	1	1	1		
23	45525-MEN-J01	ROD, PUSH .....	-	-	-	1	1	1		
24	53171-MEN-J01	LEVER COMP., R. STEERING HANDLE	-	-	-	1	1	1		

F-3

HANDLE PIPE/TOP BRIDGE

G 5



Ref. No.	L.O.N.	(Relative ref. Number) Description	F.R.T.
1	810100	PIPE, STEERING HANDLE .....	0.4
3	8101B9	HOLDER, HANDLE :LOWER .....	0.2
	8101B9A	.Replace 1 handle holder add ..	0.1
5	510110	BRIDGE, FORK TOP .....	0.4
6		(16)	
	4131K8	PLATE, FRONT NUMBER .....	0.1

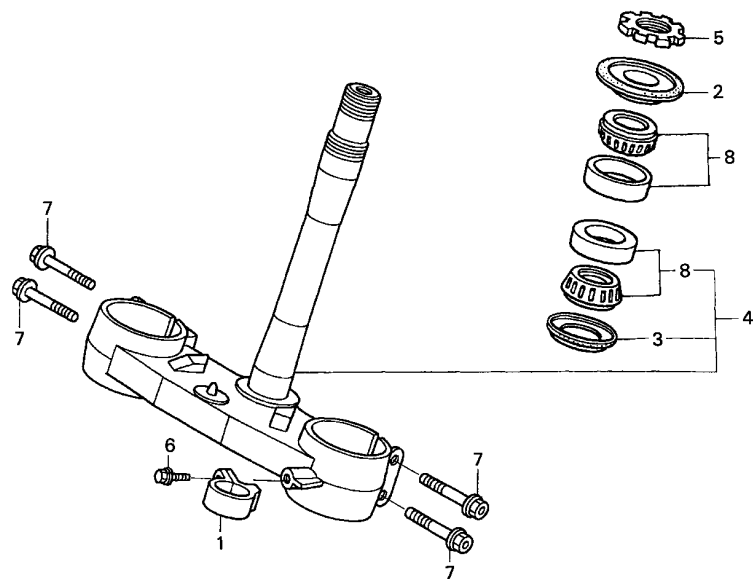
3

Ref. No.	Part No.	Description	Reqd. QTY						Serial No.	Parts catalogue code
			4	5	6	7	8	9		
1	53100-MEN-670	PIPE, STEERING HANDLE .....	1	1	1	1	1	1		
2	53121-MEN-670	PROTECTOR, HANDLE .....	1	1	1	1	-	-		
	53121-MEN-671	.....	-	-	-	-	1	1		
3	53132-KZ4-J20	HOLDER, HANDLE UNDER .....	2	2	2	2	2	2		
	53132-KA3-831	.....	(2)	(2)	(2)	(2)	(2)	(2)		
4	53133-KA3-832	CUSHION, HANDLE PIPE .....	4	4	4	4	4	4		
5	53300-MEN-000	BRIDGE COMP., FORK TOP .....	1	1	1	1	-	-		
	53300-MEN-A10	.....	-	-	-	-	1	1		
6	61136-MEN-670ZA	PLATE, FR. NUMBER								
	*NH196*	.....ROSS WHITE	1	1	1	1	-	-		
7	86150-KPG-901	EMBLEM, PRODUCT (MARUI) .....	1	1	1	1	1	1		
8	90004-GHB-600	BOLT, FLANGE, 6X10(NSHF) .....	1	1	1	1	2	2		
9	90107-KZ4-J40	BOLT, FLANGE, 8X45 .....	4	4	4	4	4	4		
10	90124-KZ4-J40	BOLT, FLANGE, 8X35 .....	4	4	4	4	4	4		
11	90304-KZ4-J30	NUT, STEERING STEM .....	1	1	1	1	1	1		
12	90306-KZ4-711	NUT, U, 10MM .....	2	2	2	2	2	2		
13	90503-KZ4-J40	WASHER, STEERING STEM .....	1	1	1	1	1	1		
14	90507-KA3-830	WASHER, PLAIN, 10MM .....	2	2	2	2	2	2		
15	95014-22100	HOLDER B1, HANDLE PIPE UPPER	2	2	2	2	2	2		
16	61140-MEN-A10ZB	PLATE SET, FR. NUMBER								
	*NH196*	.....ROSS WHITE	-	-	-	-	1	1		

F-4

STEERING STEM (CRF250R4/5/6/7)

G 6



Ref. No.	L.O.N.	(Relative ref. Number) Description	F.R.T.
4	510100	STEM OR SHAFT ASSY., STEERING (2)	0.7
5	5101B2	THREAD, STEERING HEAD TOP .... (3)	0.3
8	5101B6	BEARING, HEAD PIPE :UPPER ....	0.7
	5101B7	BEARING, HEAD PIPE :LOWER ....	0.9
	5101C7	BEARING, HEAD PIPE :BOTH .....	0.9

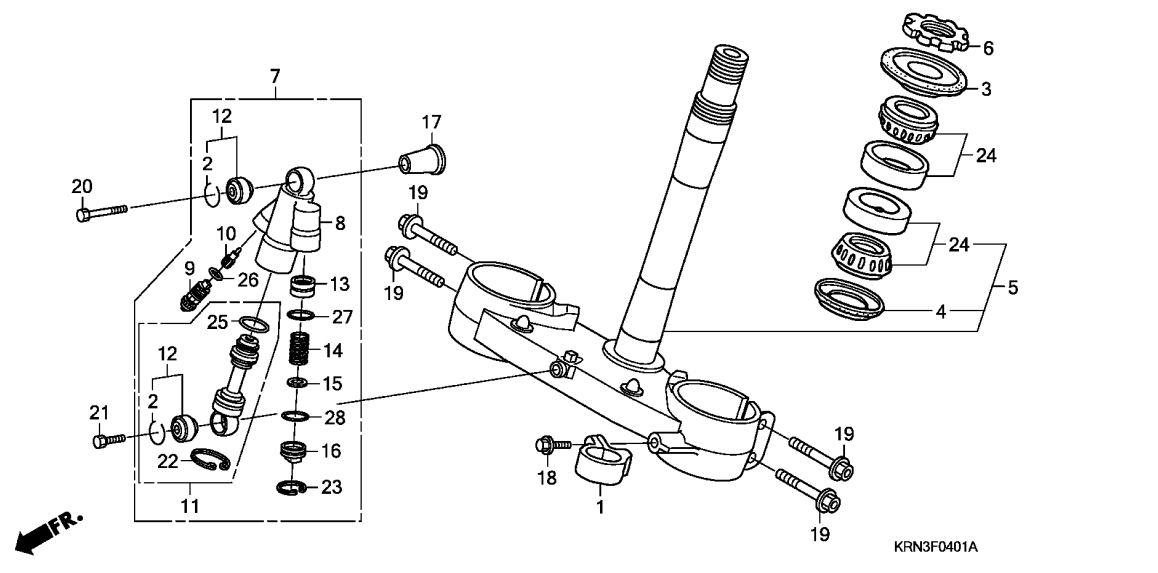
Ref. No.	Part No.	Description	Reqd. QTY					Serial No.	Parts catalogue code
			4	5	6	7	8		
1	45468-KS7-830	GUIDE, FR. BRAKE HOSE .....	1	1	1	1	-	-	
2	53214-KZ3-861	DUST SEAL, STEERING HEAD (ARAI)	1	1	1	1	-	-	
3	53214-KZ4-701	DUST SEAL, STEERING HEAD (ARAI)	1	1	1	1	-	-	
4	53219-MEN-000	STEM SUB ASSY., STEERING ....	1	-	-	-	-	-	
	53219-KRN-710	.....	-	1	1	1	-	-	
5	53229-KZ4-J30	THREAD, STEERING HEAD TOP ...	1	1	1	1	-	-	
6	90106-MJ0-000	BOLT, FLANGE, 6X16 .....	1	1	1	1	-	-	
7	90107-KZ4-J40	BOLT, FLANGE, 8X45 .....	4	4	4	4	-	-	
8	91015-KZ4-701	BEARING, HEAD PIPE (NTN) ....	2	2	2	2	-	-	

3

F-4-1

STEERING STEM(CRF250R8/9)/STEERING DAMPER

G 7



Ref. No.	L.O.N.	(Relative ref. Number) Description	F.R.T.
5	510100	STEM OR SHAFT ASSY., STEERING (3)	0.7
6	5101B2	THREAD, STEERING HEAD TOP ....	0.3
7	5101C4	DAMPER, STEERING .....	0.2
8	5101G4	CASE, STEERING DAMPER .....	0.8
11	5101G3	ROD ASSY., STEERING DAMPER ...	0.4
12	5101G2	BEARING, STEERING DAMPER .....	0.4
	5101G2A	.Replace 1 bearing add .....	0.1
13		(9,10,26,27)	
13	5101G5	PISTON, STEERING DAMPER .....	0.3
24		(4)	
	5101B6	BEARING, HEAD PIPE :UPPER ....	0.7
	5101B7	BEARING, HEAD PIPE :LOWER ....	0.9
	5101C7	BEARING, HEAD PIPE :BOTH .....	0.9

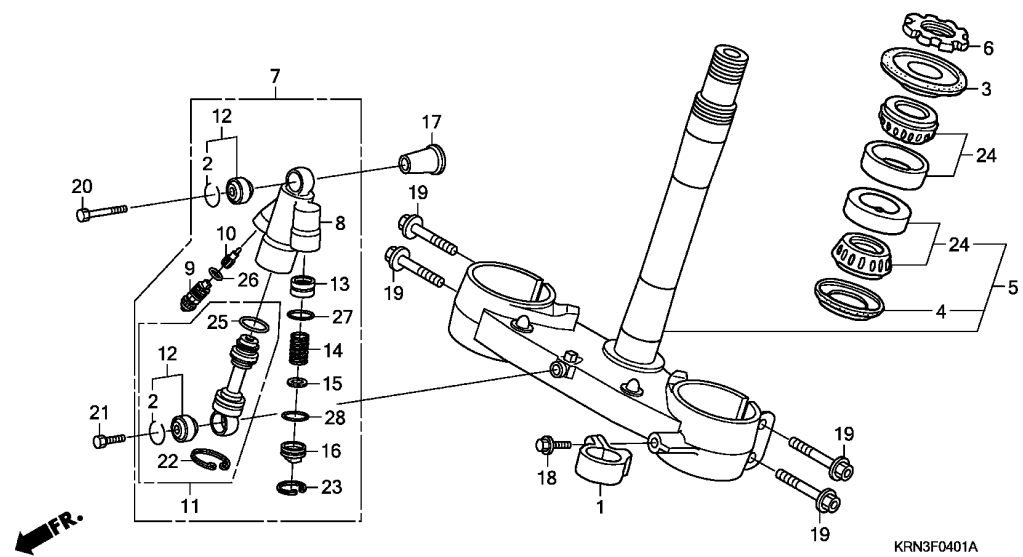
Ref. No.	Part No.	Description	Reqd. QTY					Serial No.	Parts catalogue code
			4	5	6	7	8		
1	45468-KS7-830	GUIDE, FR. BRAKE HOSE .....	-	-	-	-	1	1	
2	52487-MEN-A11	RING, STOPPER .....	-	-	-	-	2	2	
3	53214-KZ3-861	DUST SEAL, STEERING HEAD (ARAI)	-	-	-	-	1	1	
4	53214-KZ4-701	DUST SEAL, STEERING HEAD (ARAI)	-	-	-	-	1	1	
5	53219-KRN-A10	STEM SUB ASSY., STEERING ....	-	-	-	-	1	1	
6	53229-KZ4-J30	THREAD, STEERING HEAD TOP ...	-	-	-	-	1	1	
7	53700-KRN-A11	DAMPER ASSY., STEERING .....	-	-	-	-	1	-	ED,ED/A,U,U/A
	53700-KRN-D11	.....	-	-	-	-	1	-	DE,DE/A
	53700-KRN-A31	.....	-	-	-	-	1	-	
8	53701-MEN-A11	CASE, DAMPER .....	-	-	-	-	1	-	
	53701-KRN-A31	.....	-	-	-	-	1	-	
9	53711-MEN-A11	BOLT COMP., PLUG .....	-	-	-	-	1	-	ED,ED/A,U,U/A
	53711-MEN-D11	.....	-	-	-	-	1	-	DE,DE/A
10	53712-MEN-A11	PIECE, ADJUST .....	-	-	-	-	1	1	
11	53721-MEN-A11	ROD COMP., PISTON .....	-	-	-	-	1	-	ED,ED/A,U,U/A
	53721-MEN-D11	.....	-	-	-	-	1	-	DE,DE/A
	53721-KRN-A31	.....	-	-	-	-	1	-	
12	53731-MEN-A11	BEARING COMP. ....	-	-	-	-	2	2	
13	53754-MEN-A11	PISTON, FREE .....	-	-	-	-	1	1	
14	53755-MEN-A11	SPRING, RETURN .....	-	-	-	-	1	1	
15	53756-MEN-A11	WASHER .....	-	-	-	-	1	1	
16	53757-MEN-A11	CAP, END .....	-	-	-	-	1	1	
17	53782-MEN-A10	COLLAR, STEERING DAMPER .....	-	-	-	-	1	1	

3

F-4-1

STEERING STEM(CRF250R8/9)/STEERING DAMPER

G 8



Ref. No.	Part No.	Description	Reqd. QTY					Serial No.	Parts catalogue code
			4	5	CRF250R 6 7	8	9		
18	90106-MJ0-000	BOLT, FLANGE, 6X16 .....	-	-	-	-	1	1	
19	90107-KZ4-J40	BOLT, FLANGE, 8X45 .....	-	-	-	-	4	4	
20	90124-MEN-A10	BOLT, 7X51.5 .....	-	-	-	-	1	1	
21	90125-MEN-A10	BOLT, 7X25 .....	-	-	-	-	1	1	
22	90651-MEN-A11	CIRCLIP(23.5) .....	-	-	-	-	1	1	
23	90652-MEN-A11	CIRCLIP(17.3) .....	-	-	-	-	1	1	
24	91015-KZ4-701	BEARING, HEAD PIPE (NTN) .....	-	-	-	-	2	2	
25	91258-KZ3-B01	O-RING, 18.8X1.9 .....	-	-	-	-	1	1	
26	91351-MEN-A11	O-RING, 9.5X1.5 .....	-	-	-	-	1	1	
27	91352-MEN-A11	O-RING, 11X1.9 .....	-	-	-	-	1	1	
28	91353-MEN-A11	O-RING, 13.5X1.5 .....	-	-	-	-	1	1	

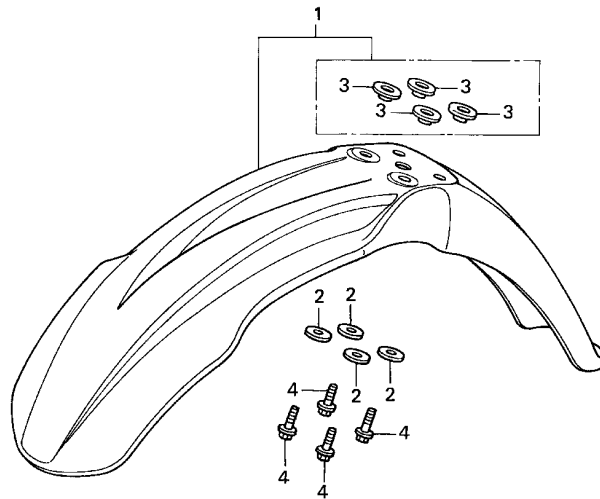
3



F-5

FRONT FENDER

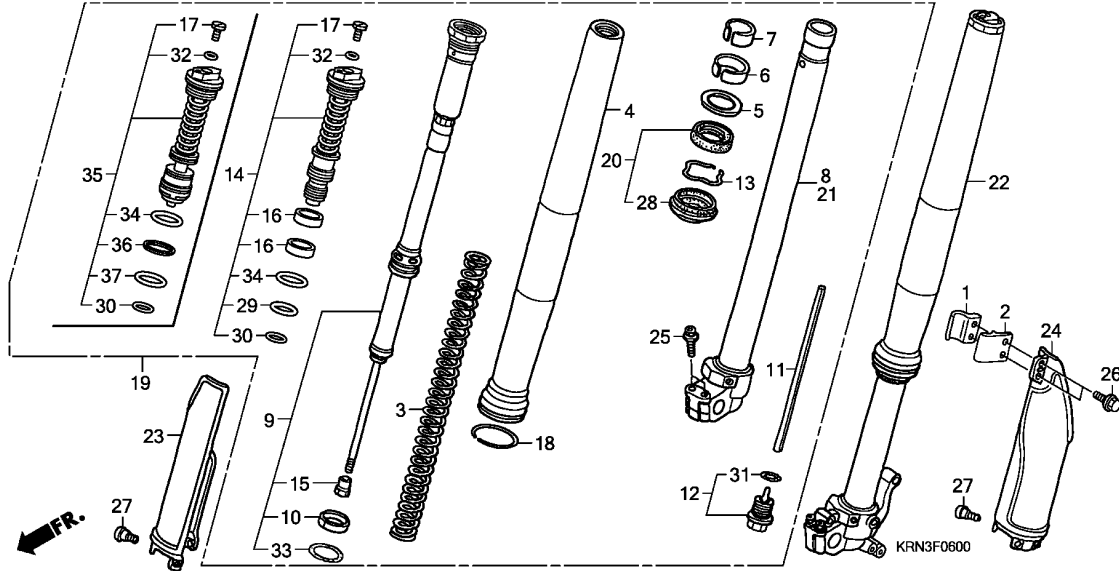
G 9



Ref. No.	L.O.N.	(Relative ref. Number) Description	F.R.T.
1	4131B7	FENDER, FRONT .....	0.1

3

Ref. No.	Part No.	Description	Reqd. QTY						Serial No.	Parts catalogue code
			4	5	6	7	8	9		
1	61110-MEN-670	FENDER SUB ASSY., FR. ....	1	1	1	1	1	1		
2	90506-430-000	WASHER, FENDER MOUNTING .....	4	4	4	4	4	4		
3	90512-KZ4-J20	COLLAR, FR. FENDER .....	4	4	4	4	4	4		
4	96001-06016-00	BOLT, FLANGE, 6X16 .....	4	4	4	4	4	4		



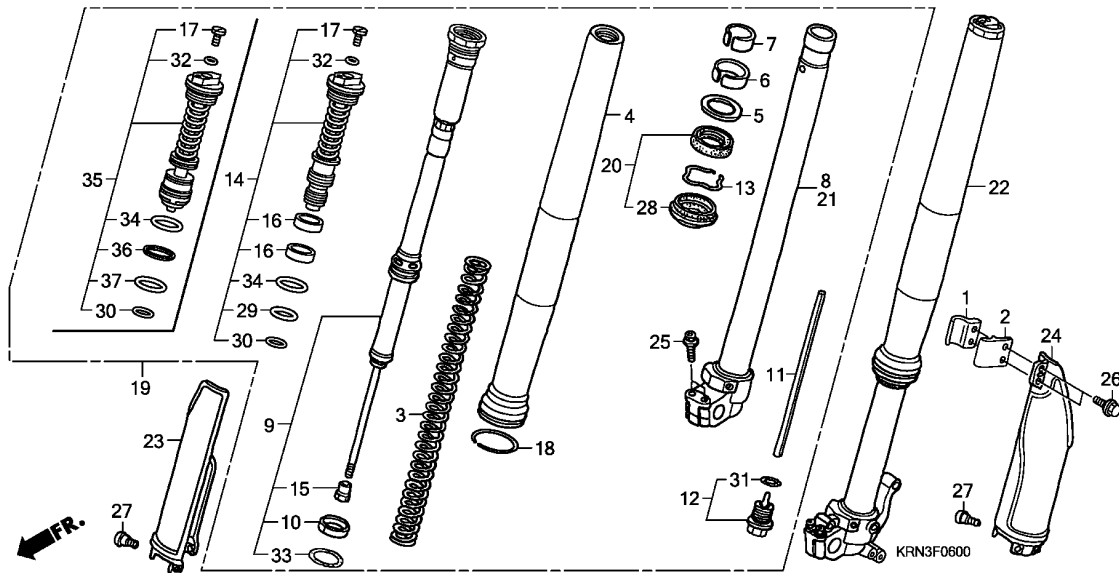
Ref. No.	L.O.N.	(Relative ref. Number) Description	F.R.T.
3	5111C5	SPRING, FRONT FORK :LEFT	0.8
	5111C6	SPRING, FRONT FORK :RIGHT	0.8
	5111C7	SPRING, FRONT FORK :BOTH	1.3
4	5111C8	TUBE, OUTER :LEFT	1.0
	5111C9	TUBE, OUTER :RIGHT	1.0
	5111D0	TUBE, OUTER :BOTH	1.7
8	5111D5	PIPE, SLIDE :RIGHT	1.0
	5111D6	PIPE, SLIDE :BOTH	1.7
9	5111D8	DAMPER, FRONT FORK :LEFT	1.0
	5111D9	DAMPER, FRONT FORK :RIGHT	1.0
	5111E0	DAMPER, FRONT FORK :BOTH	1.7
14	(35)		
	5111E4	BOLT, FRONT FORK :LEFT	1.0
	5111E5	BOLT, FRONT FORK :RIGHT	1.0
	5111E6	BOLT, FRONT FORK :BOTH	1.7
19	5111C3	FORK ASSY., FRONT :RIGHT	0.4
	5111C4	FORK ASSY., FRONT :BOTH	0.5
20	(5,6,7)		
	5111E7	SEAL SET, FRONT FORK :LEFT	0.9
	5111E8	SEAL SET, FRONT FORK :RIGHT	0.9
	5111E9	SEAL SET, FRONT FORK :BOTH	1.5
21	5111D4	PIPE, SLIDE :LEFT	1.0
	5111D6	PIPE, SLIDE :BOTH	1.7
22	5111C2	FORK ASSY., FRONT :LEFT	0.4
	5111C4	FORK ASSY., FRONT :BOTH	0.5

Ref. No.	Part No.	Description	Reqd. QTY					Serial No.	Parts catalogue code
			4	5	CRF250R 6	7	8		
1	45461-MEN-000	CLAMPER A, FR. BRAKE HOSE	1	1	1	1	1	1	
2	45462-MEN-000	CLAMPER B, FR. BRAKE HOSE	1	1	1	1	1	1	
3	51401-KRN-003	SPRING, FR. FORK (SHOWA) (4.41N/MM,0.45KGF/MM)	2	-	-	-	-	-	
	51402-MEB-751	.....	-	2	2	2	-	-	
	51401-KRN-A11	SPRING, FR. FORK (SHOWA) (4.51N/MM,0.46KGF/MM)	-	-	-	-	2	2	
	51401-KZ3-J21	SPRING, FR. FORK (SHOWA) (4.22N/MM,0.43KGF/MM)	(2)	(2)	(2)	(2)	-	-	
	51401-MEB-003	SPRING, FR. FORK (SHOWA) (4.61N/MM,0.47KGF/MM)	(2)	(2)	(2)	(2)	-	-	
	51402-KRN-A11	SPRING, FR. FORK (SHOWA) (4.71N/MM,0.48KGF/MM)	-	-	-	-	(2)	(2)	
	51403-KRN-A11	SPRING, FR. FORK (SHOWA) (4.31N/MM,0.44KGF/MM)	-	-	-	-	(2)	(2)	
4	51410-MEN-003	TUBE, OUTER	2	2	-	-	-	-	
	51410-MEN-841	.....	-	-	2	2	-	-	
	51410-MEN-A11	.....	-	-	-	-	2	2	
5	51412-KZ3-B01	RING, BACK UP	2	-	-	-	-	-	
	51412-KRN-711	.....	-	2	2	2	2	2	
6	51414-KZ3-B01	BUSH, GUIDE	2	2	2	2	2	-	
	51414-KRN-A31	.....	-	-	-	-	-	2	
7	51415-KZ3-B01	BUSH, SLIDER	2	2	2	2	2	-	
	51415-KRN-A31	.....	-	-	-	-	-	2	
8	51420-KSK-003	PIPE COMP., R. SLIDE	1	-	-	-	-	-	
	51420-KRN-711	.....	-	1	-	-	-	-	
	51420-KSC-A01	.....	-	-	1	1	-	-	
	51420-KRN-A11	.....	-	-	-	-	1	-	



F-6

FRONT FORK



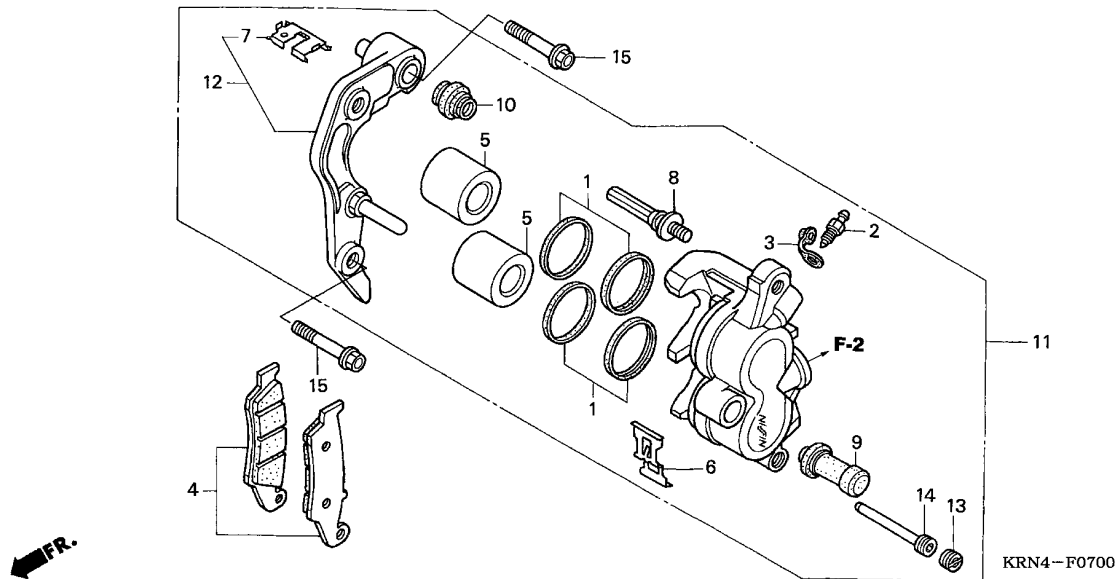
Ref. No.	L.O.N.	(Relative ref. Number) Description	F.R.T.
23	5111F5	PROTECTOR, FRONT FORK :RIGHT	0.2
	5111H6	PROTECTOR, FRONT FORK :BOTH	0.3
24	5111F4	PROTECTOR, FRONT FORK :LEFT	0.3
	5111H6	PROTECTOR, FRONT FORK :BOTH	0.3

3

Ref. No.	Part No.	Description	Reqd. QTY					Serial No.	Parts catalogue code
			4	5	6	7	8		
(8)	51420-KRN-A31	PIPE COMP., R. SLIDE	-	-	-	-	-	1	
9	51430-MEN-003	DAMPER COMP., FR. (SHOWA)	2	-	-	-	-	-	
	51430-KRN-711	DAMPER COMP., FR.	-	2	-	-	-	-	
	51430-KRN-841	.....	-	-	2	2	-	-	
	51430-MEN-A11	.....	-	-	-	-	2	-	ED,ED/A,U,U/A
	51430-MEN-D11	.....	-	-	-	-	2	-	DE,DE/A
	51430-KRN-A31	.....	-	-	-	-	-	2	
10	51431-KZ3-B01	BUSH B, SLIDER	2	2	2	2	-	-	
	51431-MEN-D11	.....	-	-	-	-	2	-	ED,ED/A,U,U/A
	51431-KRN-A31	.....	-	-	-	-	-	2	DE,DE/A
11	51437-KZ3-J41	COLLAR, REBOUND NEEDLE	2	2	2	2	-	-	
	51437-MEN-A11	.....	-	-	-	-	2	2	
12	51440-MEN-003	BOLT COMP., CENTER	2	-	-	-	-	-	
	51440-KRN-711	.....	-	2	2	2	2	2	
13	51447-KZ3-003	RING, OIL SEAL STOPPER	2	2	2	2	2	2	
14	51450-KRN-003	BOLT ASSY., FR. FORK	2	-	-	-	-	-	
	51450-KRN-711	.....	-	2	-	-	-	-	
	51450-KRN-841	.....	-	-	2	-	-	-	
	51450-KRN-J01	.....	-	-	-	2	-	-	
15	51451-KZ3-B01	NUT, LOCK	2	2	2	2	-	-	
	51451-MEN-A11	.....	-	-	-	-	2	2	
16	51453-KZ3-B01	BUSH C, SLIDER	4	4	4	4	-	-	
17	51456-KZ3-J41	BOLT, PLUG	2	2	2	2	2	2	
18	51476-KZ3-711	RING, WEAR	2	2	-	-	-	-	
	51476-MEY-003	.....	-	-	2	2	2	2	

Ref. No.	Part No.	Description	Reqd. QTY						Serial No.	Parts catalogue code
			4	5	6	7	8	9		
19	51480-KRN-003	FORK SUB ASSY., R. FR. (SHOWA) (###)	1	-	-	-	-	-		
	51480-KRN-711	FORK SUB ASSY., R. FR. (SHOWA)	-	1	-	-	-	-		
	51480-KRN-841	.....	-	-	1	-	-	-		
	51480-KRN-J01	.....	-	-	-	1	-	-		
	51480-KRN-A11	.....	-	-	-	-	1	-	----- ED,ED/A,U,U/A	
	51480-KRN-D11	.....	-	-	-	-	1	-	----- DE,DE/A	
	51480-KRN-A31	.....	-	-	-	-	-	1		
20	51490-MEN-003	SEAL SET, FR. FORK	2	2	2	2	2	2		
21	51520-KSK-003	PIPE COMP., L. SLIDE	1	-	-	-	-	-		
	51520-KRN-711	.....	-	1	-	-	-	-		
	51520-KSC-A01	.....	-	-	1	1	-	-		
	51520-KRN-A11	.....	-	-	-	-	1	-		
	51520-KRN-A31	.....	-	-	-	-	-	1		
22	51580-KRN-003	FORK SUB ASSY., L. FR. (SHOWA) (###)	1	-	-	-	-	-		
	51580-KRN-711	FORK SUB ASSY., L. FR. (SHOWA)	-	1	-	-	-	-		
	51580-KRN-841	.....	-	-	1	-	-	-		
	51580-KRN-J01	.....	-	-	-	1	-	-		
	51580-KRN-A11	.....	-	-	-	-	1	-	----- ED,ED/A,U,U/A	
	51580-KRN-D11	.....	-	-	-	-	1	-	----- DE,DE/A	
	51580-KRN-A31	.....	-	-	-	-	-	1		
23	51610-MEN-000ZA	PROTECTOR, R. FR. FORK								
		*TNATURAL*.....NATURAL	1	1	1	1	1	1		
24	51620-MEN-000ZA	PROTECTOR, L. FR. FORK								
		*TNATURAL*.....NATURAL	1	1	1	1	1	1		
25	90108-KZ4-J40	BOLT, FLANGE, 8X40	4	4	4	4	4	4		
26	90113-KZ3-000	BOLT, FLANGE, 6MM	2	2	2	2	2	2		
27	90113-MAC-780	BOLT, PROTECTOR	6	6	6	6	6	6		
28	91254-KZ3-J31	DUST SEAL	2	2	2	2	2	2		
29	91256-KZ3-A71	O-RING, 26.7X3.5	2	2	2	2	-	-		
30	91257-MEB-751	O-RING, 27.7X1.9	2	2	2	2	2	2		
31	91258-KZ3-B01	O-RING, 18.8X1.9	2	2	2	2	2	2		
32	91301-KZ3-711	O-RING, 3.5X1.5	2	2	2	2	2	2		
33	91356-KZ3-003	O-RING, 44.7X2.4	2	2	2	2	2	2		
34	91356-MW0-003	O-RING, 37.2X2.4 (SHOWA)	2	2	2	2	2	2		
35	51450-KRN-A11	BOLT ASSY., FR. FORK	-	-	-	-	2	-	----- ED,ED/A,U,U/A	
	51450-KRN-D11	.....	-	-	-	-	2	-	----- DE,DE/A	
	51450-KRN-A31	.....	-	-	-	-	-	2		
36	51453-MEN-A11	RING, PISTON	-	-	-	-	2	2		
37	91256-MEN-A11	O-RING, 27.6X1.8	-	-	-	-	2	2		





Ref. No.	L.O.N.	(Relative ref. Number) Description	F.R.T.
4	711115	SHOE(PAD) SET, BRAKE :FRONT .. (1)	0.1
5	7111D1	PISTON, FRONT BRAKE CALIPER ..	0.5
		.INCLUDES: Bleed brakes	
		.NOTE: Same time for two units	
11	711130	CALIPER, FRONT BRAKE .....	0.4
		.INCLUDES: Bleed brakes	
12	7111G0	BRACKET, FRONT CALIPER .....	0.2

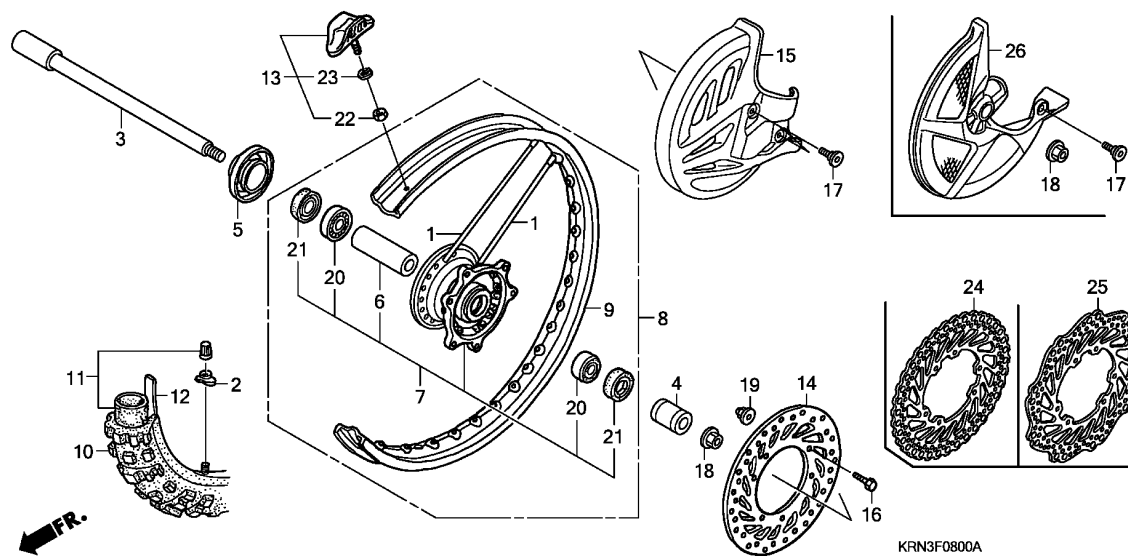
3

Ref. No.	Part No.	Description	Reqd. QTY						Serial No.	Parts catalogue code
			4	5	6	7	8	9		
1	06431-MA3-405	SEAL SET, PISTON .....	2	2	2	2	2	2		
2	43352-568-003	SCREW, BLEEDER (NISSIN) .....	1	1	1	1	1	1		
3	43353-461-771	CAP, BLEEDER .....	1	1	1	1	1	1		
4	45105-MY6-405	PAD SET, FR. ....	1	1	1	-	-	-		
	45105-MY6-415	.....	-	-	-	1	-	-	-----	----- ED,ED/A,U,U/A
									-----	----- ED/B,U/B
5	45107-KZ4-J31	PISTON .....	2	2	2	2	2	2		
6	45108-MY1-006	SPRING, PAD .....	1	1	1	1	1	1		
7	45112-KS6-701	RETAINER .....	1	1	1	1	1	1		
8	45131-HA5-672	BOLT A, PIN .....	1	1	1	1	1	1		
9	45132-166-016	BOOT, PIN BUSH (NISSIN) .....	1	1	1	1	1	1		
10	45133-MA3-006	BOOT B .....	1	1	1	1	1	1		
11	45150-MEN-006	CALIPER SUB ASSY., L. FR. BRAKE (NISSIN)	1	1	1	1	1	1		
12	45190-MEN-006	BRACKET SUB ASSY., L. FR. CALIPER	1	1	1	1	1	1		
13	45203-MG3-016	PLUG, PIN .....	1	1	1	1	1	1		
14	45215-HA5-672	PIN, HANGER .....	1	1	1	1	1	1		
15	90110-KZ4-J40	BOLT, FLANGE, 8X40 .....	2	2	2	2	2	2		

F-8

FRONT WHEEL

G14



Ref. No.	L.O.N.	(Relative ref. Number) Description	F.R.T.
3	710151	AXLE, FRONT WHEEL .....	0.2
7	710103	HUB, FRONT WHEEL .....	2.4
8	7101D4	FRONT WHEEL .....	0.9
9	710109	RIM, WHEEL :FRONT .....	2.3
10		(12)	
	710139	FRONT TIRE(ONE) .....	0.8
11		(12)	
	710140	TUBE, FRONT TIRE(ONE) .....	0.8
14		(24,25)	
	711120	DISC, FRONT BRAKE .....	0.3
15	413195	COVER, FRONT DISC .....	0.1
20		(6)	
	710115	BEARING, FRONT WHEEL(ONE) ....	0.4
	710115G	.Replace 1 bearing add .....	0.1
26	413195	COVER, FRONT DISC .....	0.2

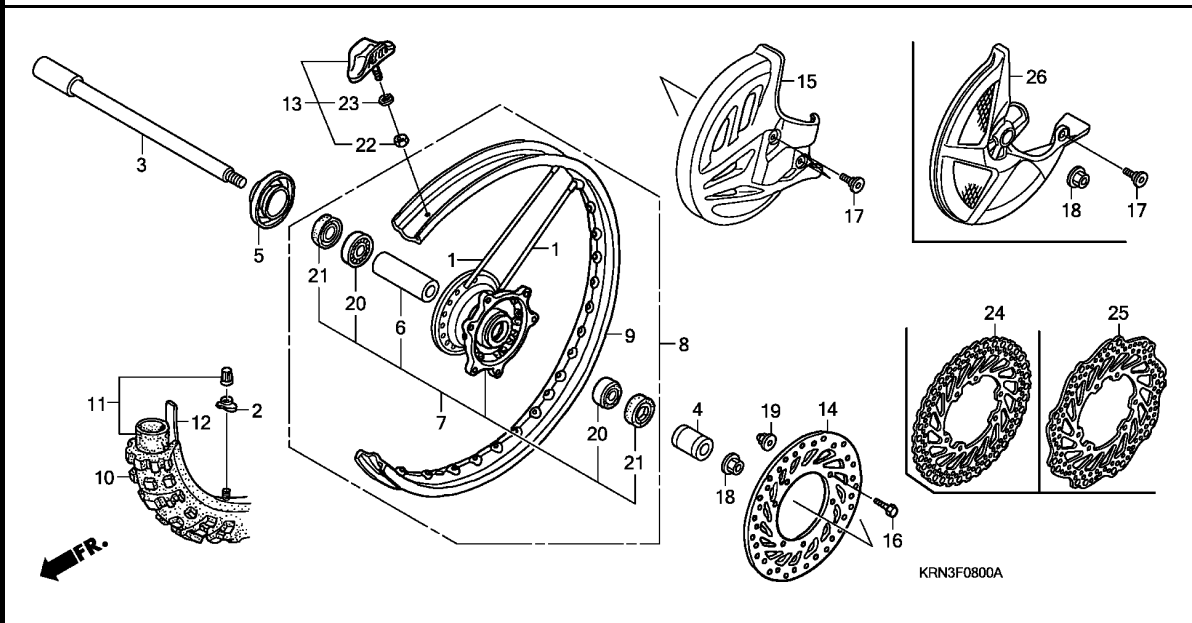
Ref. No.	Part No.	Description	Reqd. QTY					Serial No.	Parts catalogue code
			4	5	6	7	8		
1	06440-KZ4-J40	SPOKE SET, FR. (240MM) .....	36	36	-	-	-	-	
	06440-MEN-840	.....	-	-	36	36	36	36	
	06440-KZ4-820	SPOKE SET, FR. (226.5MM) ....							
		(FOR 20 INCHES)	(36)	(36)	-	-	-	-	
2	42714-KA3-710	CAP, VALVE .....	1	1	1	1	1	1	
3	44301-MEN-000	AXLE, FR. WHEEL .....	1	1	1	1	1	1	
4	44311-KZ4-J40	COLLAR, L. FR. WHEEL .....	1	1	1	1	1	-	
5	44312-MEN-000	COLLAR COMP., R. FR. WHEEL ..	1	1	1	1	1	-	
	44312-KRN-A30	.....	-	-	-	-	-	1	
6	44620-MAC-680	COLLAR, FR. DISTANCE .....	1	1	1	1	1	-	
	44620-KRN-A30	COLLAR, FR. WHEEL DISTANCE ..	-	-	-	-	-	1	
7	44635-MAC-680	HUB SUB ASSY., FR. WHEEL ....	1	1	-	-	-	-	
	44635-MEN-840	HUB SUB ASSY., FR. ....	-	-	1	1	1	-	
	44635-KRN-A30	.....	-	-	-	-	-	1	
8	44650-MEN-000	WHEEL SUB ASSY., FR. ....	1	1	-	-	-	-	
	44650-MEN-840	.....	-	-	1	1	-	-	
	44650-MEN-A10	.....	-	-	-	-	1	-	
	44650-KRN-A30	.....	-	-	-	-	-	1	
	44650-KZ3-810	.....	-	-	-	-	-	-	
		(FOR 20 INCHES)	(1)	(1)	-	-	-	-	
9	44701-MEN-003	RIM, FR. WHEEL (21X1.60) ....	1	1	1	1	-	-	
	44701-MEN-A11	.....	-	-	-	-	1	1	
	44701-KZ3-811	RIM, FR. WHEEL (20X1.85) ....	(1)	(1)	-	-	-	-	
10	44711-MEB-771	TIRE, FR. (PIRELLI)							
		(80/100-21 M/C 51R MST MT32A)	1	1	1	1	1	-	----- DE,DE/A,ED,ED/A,ED/B
	44711-MEN-004	TIRE, FR. (DUNLOP)							
		(80/100-21 M/C 51M)	1	1	1	-	-	-	----- U,U/A,U/B
	44711-MEN-J01	.....	-	-	-	1	1	1	----- U,U/A,U/B

3

F-8

FRONT WHEEL

G15



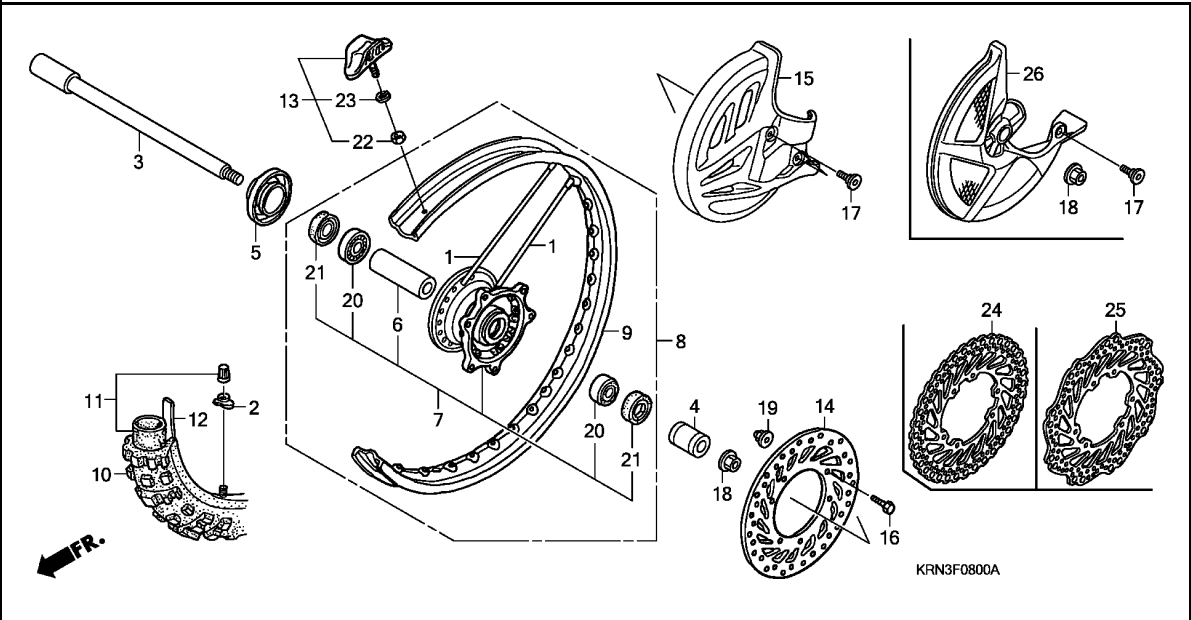
Ref. No.	Part No.	Description	Reqd. QTY					Serial No.	Parts catalogue code
			4	5	6	7	8		
10)	44711-KRN-E21	TIRE, RR. (PIRELLI) (80/100-21 M/C 51M MST)	-	-	-	-	-	1	----- ED
	44711-KZ4-811	TIRE, FR. (DUNLOP) (90/100-20 56M D739FA)	(1)	(1)	-	-	-	-	
11	44712-MEB-771	TUBE, TIRE (PIRELLI) (80/100-21)	1	1	1	1	1	-	----- DE,DE/A,ED,ED/A,ED/B
	44712-400-004	TUBE, TIRE (DUNLOP) (80/100-21)	1	1	1	1	1	1	----- U,U/A,U/B
	44712-KRN-E21	TUBE, TIRE (PIRELLI) .....	-	-	-	-	-	1	----- ED
	44712-KZ4-811	TUBE, TIRE (DUNLOP) (90/100-20)	(1)	(1)	-	-	-	-	
12	44713-KS6-641	FLAP, TIRE (DUNLOP) (80/100-21)	1	1	1	1	1	1	----- U,U/A,U/B
	44713-MEB-771	FLAP, TIRE (PIRELLI) .....	1	1	1	1	1	1	----- DE,DE/A,ED,ED/A,ED/B
	44713-KZ4-811	FLAP, TIRE (DUNLOP) .....							
		(FOR 20 INCHES)	(1)	(1)	-	-	-	-	
13	44715-MA0-770	STOPPER, BEAD (1.60) .....	1	1	1	1	1	1	
	42715-KA2-680	STOPPER, BEAD (1.85) .....							
		(FOR 20 INCHES)	(1)	(1)	-	-	-	-	
14	45351-KZ4-J30	DISK, FR. BRAKE .....	1	1	1	1	-	-	
15	51614-KZ4-J40ZA	COVER, FR. DISK	1	-	-	-	-	-	----- ED,U
	*TNATURAL*.....NATURAL		1	-	-	-	-	-	----- 4K012448 ED/A
			1	-	-	-	-	-	----- 4K050680 U/A
	51614-KZ4-J41ZA	*TNATURAL*.....NATURAL	1	-	-	-	-	-	----- 4K012449 ED/A
			1	-	-	-	-	-	----- 4K050681 U/A
			-	1	1	1	1	-	
16	90105-MAC-680	BOLT, DISK, 6X19 .....	6	6	6	6	6	6	
17	90114-MAC-780	BOLT, FR. DISK COVER .....	2	2	2	2	2	1	
18	90301-KZ4-J40	NUT, FR. AXLE .....	1	1	1	1	1	1	

3

F-8

FRONT WHEEL

G16



Ref. No.	Part No.	Description	Reqd. QTY					Serial No.	Parts catalogue code
			4	5	CRF250R 6	7	8		
19	90301-473-003	NUT, U, 6MM .....	6	6	6	6	6	6	
20	91062-MAC-681	BEARING, RADIAL BALL, 6904 ..	2	2	2	2	2	2	
21	91201-KS6-004	OIL SEAL, 26X37X7 (ARAI) .....	2	2	2	2	2	2	
22	94001-08000-0S	NUT, HEX., 8MM .....	1	1	1	1	1	1	
23	94111-08000	WASHER, SPRING, 8MM .....	1	1	1	1	1	1	
24	45351-MEN-A10	DISK, FR. BRAKE .....	-	-	-	-	1	-	
25	45351-KRN-A30	DISK, FR. BRAKE .....	-	-	-	-	-	1	
26	51615-KRN-A30ZA	COVER COMP., FR. DISK	-	-	-	-	-	-	
		*TNATURAL*.....NATURAL	-	-	-	-	-	1	

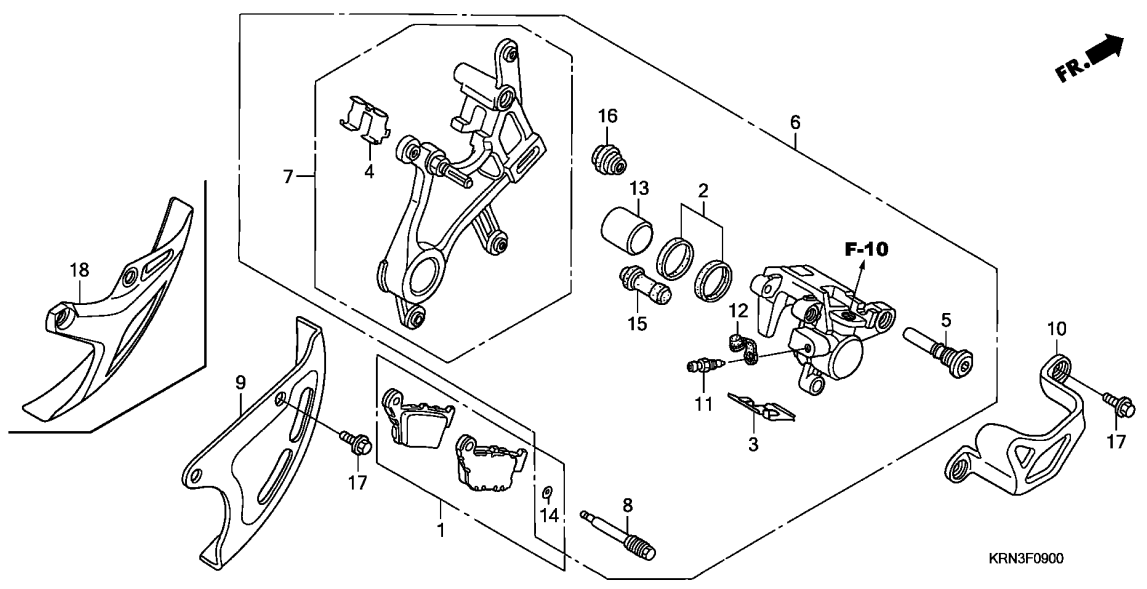
3



F-9

REAR BRAKE CALIPER

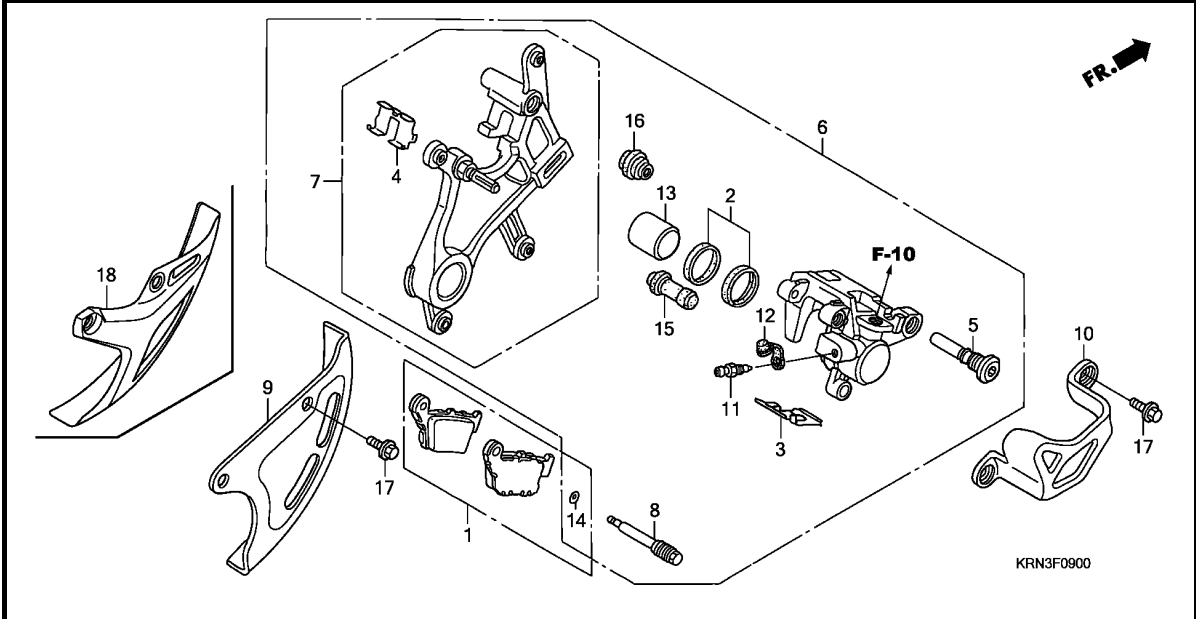
H 1



Ref. No.	L.O.N.	(Relative ref. Number) Description	F.R.T.
1	711140	SHOE(PAD) SET, BRAKE :REAR ...	0.1
6	711155	CALIPER, REAR BRAKE ..... .INCLUDES: Bleed brakes	0.6
7	7111C1	BRACKET, REAR CALIPER .....	0.5
9		(18)	
9	4131A7	COVER, REAR DISK .....	0.4
10	7111C9	GUARD, REAR CALIPER .....	0.1
13		(2)	
	7111D5	PISTON, REAR BRAKE CALIPER ... .INCLUDES: Bleed brakes	0.7

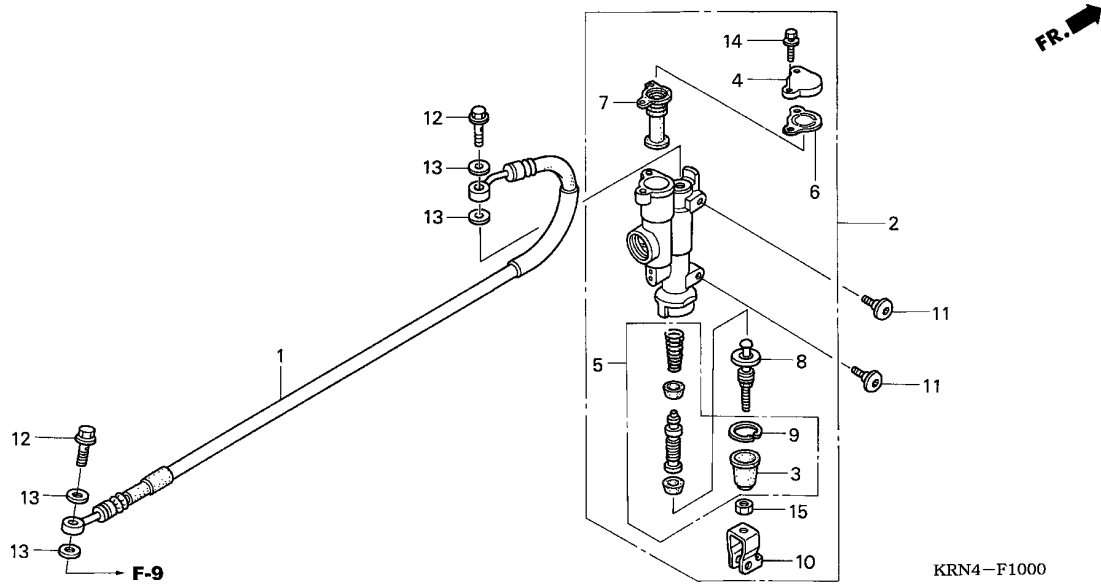
3

Ref. No.	Part No.	Description	Reqd. QTY						Serial No.	Parts catalogue code
			4	5	6	7	8	9		
1	06435-KZ4-J41	PAD SET, RR. ....	1	-	-	-	-	-		
	06435-KRN-711	.....	-	1	1	-	-	-		
	06435-KRN-712	.....	-	-	-	1	-	-	-----	ED/A,U/A
			-	-	-	-	1	1	-----	ED,ED/B,U,U/B
2	06451-MZ2-405	SEAL SET, PISTON .....	1	1	1	1	1	1		
3	43108-KZ4-J41	SPRING, PAD .....	1	1	1	1	1	1		
4	43112-KZ4-J41	RETAINER, BRACKET .....	1	1	1	1	1	1		
5	43131-KW3-006	BOLT, PIN .....	1	1	1	1	1	1		
6	43150-KZ4-J41	CALIPER SUB ASSY., RR. BRAKE (NISSIN)	1	-	-	-	-	-		
	43150-KRN-711	.....	-	1	1	1	1	1		
7	43190-KZ4-J41	BRACKET SUB ASSY., RR. ....	1	-	-	-	-	-		
	43190-KRN-711	.....	-	1	1	1	1	1		
8	43215-KZ4-J41	PIN, HANGER .....	1	1	1	1	1	1		
9	43330-KZ4-J40ZA	COVER, RR. DISK *TNATURAL*.....NATURAL	1	1	1	1	1	-		
10	43340-KZ4-J40ZA	GUARD, RR. CALIPER *TNATURAL*.....NATURAL	1	1	-	-	-	-		
	43340-MEY-000ZA	*TNATURAL*.....NATURAL	-	-	1	1	1	1		
11	43352-568-003	SCREW, BLEEDER (NISSIN) .....	1	1	1	1	1	1		
12	43353-461-771	CAP, BLEEDER .....	1	1	1	1	1	1		
13	45107-MCT-006	PISTON (22 A) .....	1	1	1	1	1	1		
14	45111-MAJ-G41	RING, STOPPER .....	1	1	1	1	1	1		
15	45132-166-016	BOOT, PIN BUSH (NISSIN) .....	1	1	1	1	1	1		
16	45133-MA3-006	BOOT B .....	1	1	1	1	1	1		



Ref. No.	Part No.	Description	Reqd. QTY					Serial No.	Parts catalogue code
			4	5	6	7	8		

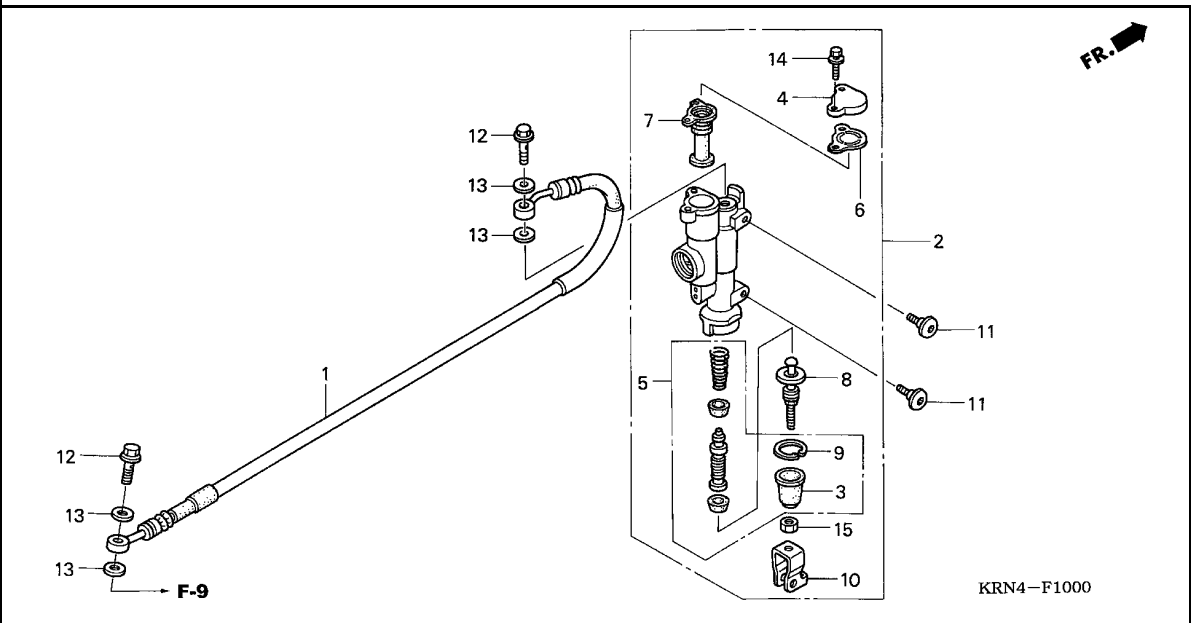
17	90004-GHB-600	BOLT, FLANGE, 6X10(NSHF) ....	4	4	4	4	4	4	
18	43330-KRN-A30ZA	COVER, RR. DISK *TNATURAL*.....NATURAL	-	-	-	-	-	1	



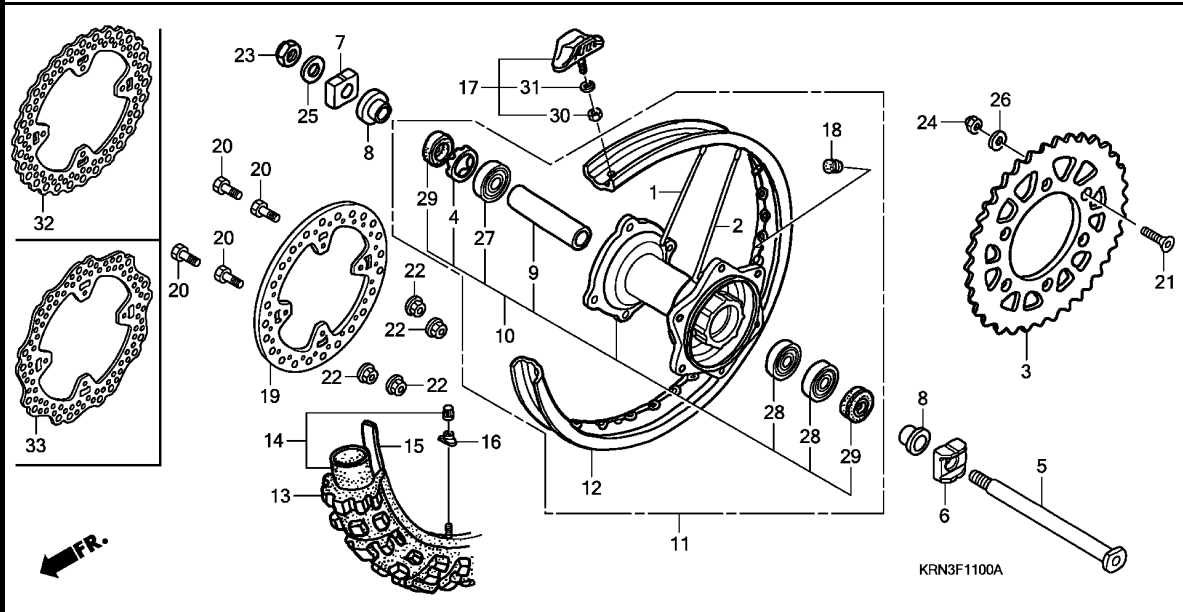
Ref. No.	L.O.N.	(Relative ref. Number) Description	F.R.T.
1	712130	HOSE, REAR BRAKE ..... .INCLUDES: Bleed brakes	0.6
2	712125	CYLINDER, REAR BRAKE MASTER .. .INCLUDES: Bleed brakes	0.4
5	7121H0	PISTON SET, REAR BRAKE MASTER .INCLUDES: Bleed brakes	0.5
7	7121G7	DIAPHRAGM, REAR BRAKE MASTER CYLINDER .....	0.1

Ref. No.	Part No.	Description	Reqd. QTY						Serial No.	Parts catalogue code
			4	5	6	7	8	9		
1	43310-KZ4-J41	HOSE, RR. BRAKE .....	1	1	1	1	-	-		
	43310-KRN-A11	HOSE COMP., RR. BRAKE .....	-	-	-	-	1	1		
2	43500-KZ4-J42	CYLINDER ASSY., RR. BRAKE MASTER (NISSIN)	1	1	1	-	-	-		
			-	-	-	1	-	-	-----	ED,U
			-	-	-	1	-	-	7K310380	U/A
			-	-	-	1	-	-	7K312599	ED/A
	43500-KZ4-J43	.....	-	-	-	1	-	-	-----	ED/B,U/B
			-	-	-	1	-	-	7K310381	U/A
			-	-	-	1	-	-	7K312600	ED/A
3	43504-MB2-006	BOOT COMP. ....	1	1	1	1	1	1		
4	43513-KZ4-J41	CAP, MASTER CYLINDER .....	1	1	1	1	1	1		
5	43520-KZ4-J42	PISTON SET, MASTER CYLINDER -	1	1	1	-	-	-		
			-	-	-	1	-	-	-----	7K310380 U/A
			-	-	-	1	-	-	-----	7K312599 ED/A
	43520-KZ4-J43	.....	-	-	-	1	-	-	-----	ED,ED/B,U,U/B
			-	-	-	1	-	-	7K310381	U/A
			-	-	-	1	-	-	7K312600	ED/A
			-	-	-	-	1	1		
6	43521-KZ4-J41	PLATE, DIAPHRAGM .....	1	1	1	1	1	1		
7	43522-KZ4-J41	DIAPHRAGM .....	1	1	1	1	1	1		
8	43530-KZ4-J41	ROD COMP., PUSH .....	1	1	1	1	1	1		
9	46182-500-013	CIRCLIP .....	1	1	1	-	-	-		
			-	-	-	1	-	-	-----	7K310380 U/A
			-	-	-	1	-	-	-----	7K312599 ED/A

3



Ref. No.	Part No.	Description	Reqd. QTY						Serial No.	Parts catalogue code
			4	5	6	7	8	9		
(9)	46182-MEL-D21	CIRCLIP .....	-	-	-	1	-	-	----- ED,ED/B,U,U/B	
			-	-	-	1	-	-	7K310381 ----- U/A	
			-	-	-	1	-	-	7K312600 ----- ED/A	
10	46504-KZ4-J41	JOINT, BRAKE ROD .....	1	1	1	1	1	1		
11	90114-MAC-780	BOLT, FR. DISK COVER .....	2	2	2	2	2	2		
12	90145-MS9-612	BOLT, OIL, 10X22 .....	2	2	2	2	2	2		
13	90545-300-000	WASHER, OIL BOLT .....	4	4	4	4	4	4		
14	93401-04016-00	BOLT-WASHER, 4X16 .....	2	2	2	2	2	2		
15	94002-06000-0S	NUT, HEX., 6MM .....	1	1	1	1	1	1		



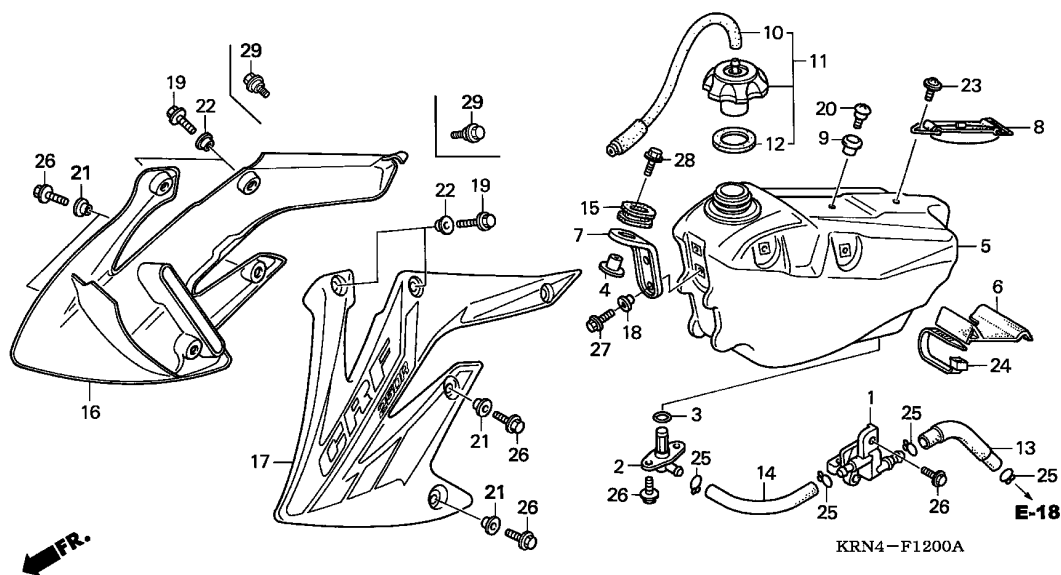
Ref. No.	L.O.N.	(Relative ref. Number) Description	F.R.T.
3	7101A0	SPROCKET, FINAL DRIVEN	0.4
5	710160	AXLE, REAR WHEEL	0.3
10	710121	HUB, REAR WHEEL	2.5
11	710118	REAR WHEEL	1.0
12	710127	RIM, WHEEL :REAR	2.4
13	710142	REAR TIRE(ONE)	0.9
14	7101A7	TUBE, REAR TIRE(ONE)	0.9
19	711145	DISC, REAR BRAKE	0.4
27	710133	BEARING, REAR WHEEL(ONE)	0.5
	710133G	.Replace 1 bearing add	0.1
	710133A	.Replace 2 bearings add	0.2

Ref. No.	Part No.	Description	Reqd. QTY					Serial No.	Parts catalogue code
			4	5	CRF250R 6	7	8		
1	06420-MEB-750	SPOKE SET, RR. (INSIDE)	16	-	-	-	-	-	
	06420-KRN-710	(INSIDE)	-	16	16	16	16	16	
2	06421-MEB-750	SPOKE SET, RR. (OUTSIDE)	16	-	-	-	-	-	
	06421-KRN-710	(OUTSIDE)	-	16	16	16	16	16	
3	41202-KZ4-J20	SPROCKET, FINAL DRIVEN (51T)	1	1	-	-	-	-	
	41201-MEY-000		-	-	1	1	1	1	
	41203-KZ3-J20	SPROCKET, FINAL DRIVEN (50T)	(1)	(1)	(1)	(1)	(1)	(1)	
	41203-KZ4-J30	SPROCKET, FINAL DRIVEN (52T)	(1)	(1)	(1)	(1)	(1)	(1)	
4	41231-KZ4-J20	RETAINER, RR. WHEEL BEARING	1	1	1	1	1	1	
5	42301-KZ4-J40	AXLE, RR. WHEEL	1	1	1	1	1	1	
	42301-KRN-A30		-	-	-	-	-	1	
6	42305-KZ4-J40	COLLAR, L. RR. AXLE	1	1	1	1	1	-	
	42305-KRN-A30		-	-	-	-	-	1	
7	42306-KZ4-J20	COLLAR, R. RR. AXLE	1	1	1	1	1	1	
8	42311-KZ4-J40	COLLAR, RR. WHEEL SIDE	2	2	2	2	2	-	
	42311-KRN-A30		-	-	-	-	-	2	
9	42620-KZ4-J20	COLLAR, RR. WHEEL DISTANCE	1	1	1	1	1	1	
10	42635-MEN-000	HUB SUB ASSY., RR.	1	-	-	-	-	-	
	42635-KRN-710		-	1	1	1	1	1	
11	42650-KRN-000	WHEEL SUB ASSY., RR.	1	-	-	-	-	-	
	42650-KRN-710		-	1	1	1	-	-	
	42650-KRN-A10		-	-	-	-	1	1	
12	42701-KRN-003	RIM, RR. WHEEL (19X1.85)	1	1	1	1	-	-	

3

Ref. No.	Part No.	Description	Reqd. QTY						Serial No.	Parts catalogue code
			4	5	CRF250R		8	9		
12)	42701-KRN-A11	RIM, RR. WHEEL (19X1.85) .....	-	-	-	-	1	1		
13	42711-KSR-D02	TIRE, RR. (PIRELLI) (100/90-19 NHS MT32)	1	1	1	1	1	-	-----	DE,DE/A,ED,ED/A,ED/B
	42711-KRN-E21	TIRE, RR. (PIRELLI) (100/90-19 57M NHS)	-	-	-	-	-	1	-----	ED
	42711-KSR-J01	TIRE, RR. (DUNLOP) (100/90-19 57M D756)	1	1	1	1	1	1	-----	U,U/A,U/B
14	42712-MEB-771	TUBE, TIRE (PIRELLI) .....	1	1	1	1	1	-	-----	DE,DE/A,ED,ED/A,ED/B
	42712-KRN-E21	.....	-	-	-	-	-	1	-----	ED
	44712-300-004	TUBE, TIRE (DUNLOP) (100/100-18)	1	1	1	1	1	1	-----	U,U/A,U/B
15	42713-MEB-771	FLAP, TIRE (PIRELLI) .....	1	1	1	1	1	1	-----	DE,DE/A,ED,ED/A,ED/B
	44713-300-004	FLAP, TIRE (DUNLOP) (100/100-18)	1	1	1	1	1	1	-----	U,U/A,U/B
16	42714-KA3-710	CAP, VALVE .....	1	1	1	1	1	1		
17	42715-KA2-680	STOPPER, BEAD (1.85) .....	1	1	1	1	1	1		
18	42717-329-000	CAP, RIM HOLE .....	1	1	1	1	1	1		
19	43351-KZ4-J40	DISK, RR. BRAKE .....	1	1	1	1	-	-		
20	90105-MAC-680	BOLT, DISK, 6X19 .....	4	4	4	4	4	4		
21	90125-KA4-000	SCREW, FLAT, 8X31 .....	6	6	6	6	6	6		
22	90301-473-003	NUT, U, 6MM .....	4	4	4	4	4	4		
23	90305-KZ4-J20	NUT, U, 22MM .....	1	1	1	1	1	1		
24	90309-ML3-791	NUT, U, 8MM .....	6	6	6	6	6	6		
25	90401-KZ4-J20	WASHER, 22X35X2 .....	1	1	1	1	1	1		
26	90465-MC4-000	WASHER, 8MM .....	6	6	6	6	6	6		
27	91051-KZ4-J21	BEARING, RADIAL BALL, 69052RS	1	1	1	1	1	1		
28	91052-KZ4-J21	BEARING, RADIAL BALL, 6905RS	2	2	2	2	2	2		
29	91251-KZ4-J21	DUST SEAL, 32X43X7 .....	2	2	2	2	2	2		
30	94001-08000-0S	NUT, HEX., 8MM .....	1	1	1	1	1	1		
31	94111-08000	WASHER, SPRING, 8MM .....	1	1	1	1	1	1		
32	43351-MEN-A10	DISK, RR. BRAKE .....	-	-	-	-	1	-		
33	43351-KRN-A30	DISK, RR. BRAKE .....	-	-	-	-	-	1		

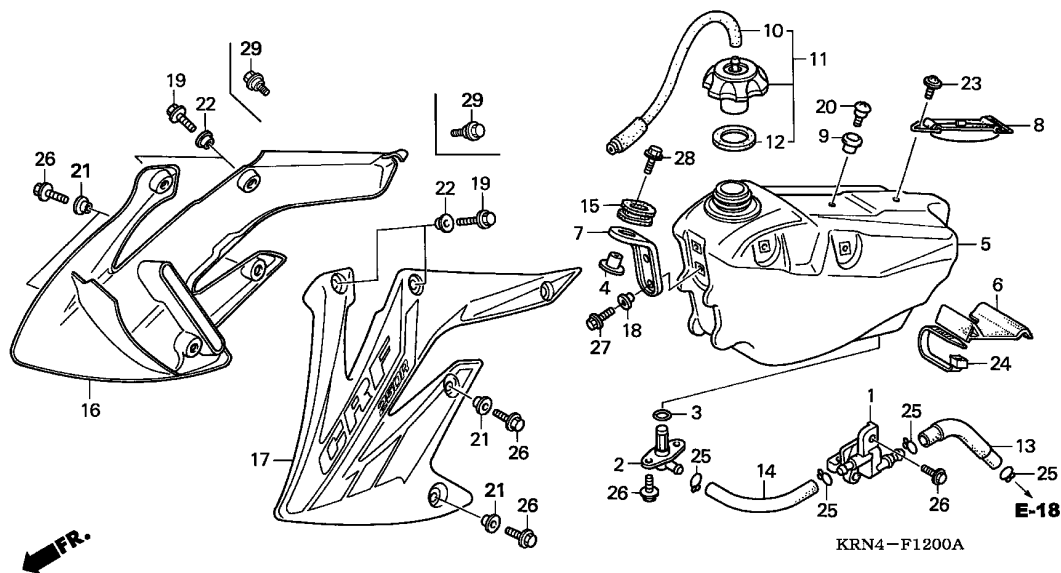




Ref. No.	L.O.N.	(Relative ref. Number) Description	F.R.T.
1	310110	COCK ASSY., FUEL .....	0.1
2		(3)	
	3101D5	JOINT, FUEL TANK .....	0.2
5	310100	TANK, FUEL .....	0.3
16	1151A0	SHROUD, RADIATOR :RIGHT .....	0.1
	1151A5	SHROUD, RADIATOR :BOTH .....	0.1
17	115126	SHROUD, RADIATOR :LEFT .....	0.1
	1151A5	SHROUD, RADIATOR :BOTH .....	0.1

3

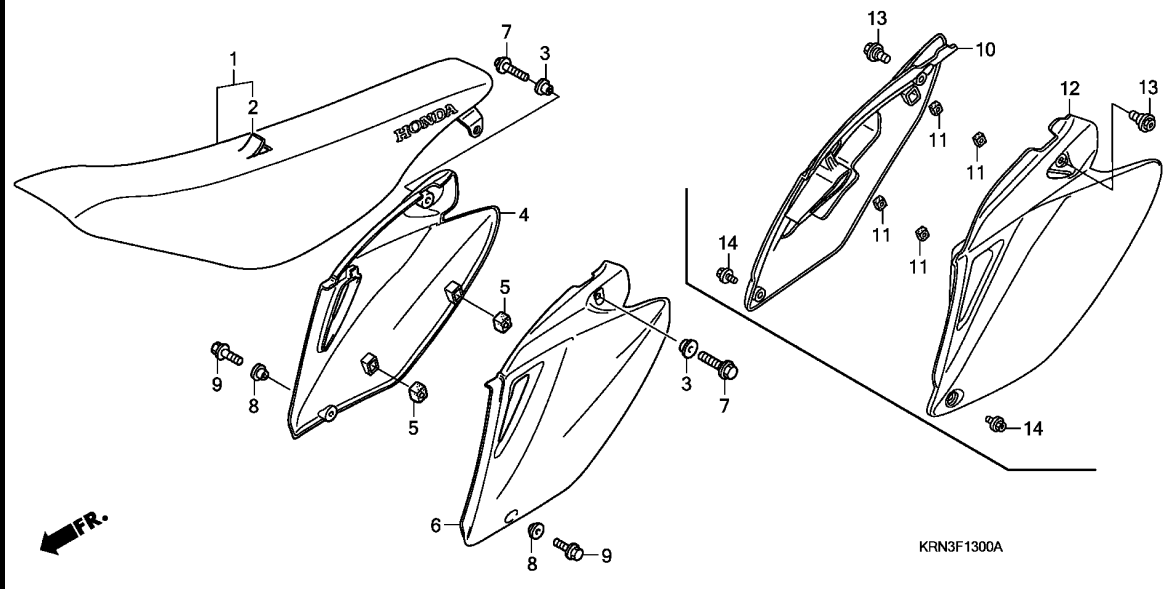
Ref. No.	Part No.	Description	Reqd. QTY					Serial No.	Parts catalogue code
			4	5	CRF250R 6	7	8		
1	16950-KRN-003	COCK ASSY., FUEL .....	1	1	1	1	1	1	
2	16955-MEB-671	JOINT ASSY., FUEL .....	1	1	1	1	1	1	
3	16997-467-000	O-RING, 11.8X3.55 .....	1	1	1	1	1	1	
4	17509-KZ3-B00	COLLAR, TANK SETTING .....	1	1	1	1	1	1	
5	17510-KRN-000	TANK COMP., FUEL .....	1	-	-	-	-	-	
	17510-KRN-730	.....	-	1	1	1	1	1	
6	17512-KRN-000	RUBBER, FUEL TANK MOUNTING ..	1	1	1	-	-	-	
			-	-	-	1	-	-	----- ED,U
			-	-	-	1	-	-	----- 3K310135 ED/A
	17512-KRN-010	.....	-	-	-	1	-	-	----- ED/B,U/A,U/B
			-	-	-	1	-	-	3K310136 ----- ED/A
			-	-	-	-	1	1	
7	17515-KRN-000	STAY, FR. TANK .....	1	1	1	1	1	1	
8	17516-KZ3-B00	BAND, TANK RR. ....	1	1	1	1	1	1	
9	17518-KZ4-710	COLLAR, SEAT FR. ....	1	1	1	1	1	1	
10	17521-KZ4-J20	TUBE COMP., FUEL CAP BREATHER	1	1	1	1	1	1	
11	17620-MEB-670	CAP ASSY., FUEL TANK .....	1	1	1	1	1	1	
12	17624-KT1-780	PACKING, FUEL CAP .....	1	1	1	1	1	1	
13	17681-KRN-000	TUBE B, FUEL .....	1	1	1	1	1	1	
14	17684-KRN-000	TUBE A, FUEL .....	1	1	1	1	1	1	
15	18334-ML3-680	RUBBER, SILENCER .....	1	1	1	1	1	1	
16	19071-KRN-000ZA	SHROUD SET, R. RADIATOR	1	-	-	-	-	-	
		*TYPE1*(WL)	1	-	-	-	-	-	
	19071-KRN-730ZA	.....	-	1	-	-	-	-	
	19071-KRN-850ZA	.....	-	-	1	-	-	-	
	19071-KRN-A00ZA	.....	-	-	-	1	-	-	



KRN4-F1200A

Ref. No.	Part No.	Description	Reqd. QTY						Serial No.	Parts catalogue code
			4	5	6	7	8	9		
16)	19071-KRN-A10ZA	SHROUD SET, R. RADIATOR	-	-	-	-	1	-		
		*TYPE1*(WL)	-	-	-	-	-	1		
	19071-KRN-A30ZA	.....	-	-	-	-	-	1		
17	19072-KRN-000ZA	SHROUD SET, L. RADIATOR	-	-	-	-	-	-		
		*TYPE1*(WL)	1	-	-	-	-	-		
	19072-KRN-730ZA	.....	-	1	-	-	-	-		
	19072-KRN-850ZA	.....	-	-	1	-	-	-		
	19072-KRN-A00ZA	.....	-	-	-	1	-	-		
	19072-KRN-A10ZA	.....	-	-	-	-	1	-		
	19072-KRN-A30ZA	.....	-	-	-	-	-	1		
18	84706-415-000	COLLAR	2	2	2	2	2	2		
19	90106-KRN-000	BOLT, FLANGE, 5X12	4	-	-	-	-	-		
20	91422-MT8-770	SCREW, SPECIAL, 5MM	1	1	1	1	1	1		
21	90501-KZ4-J20	COLLAR A	4	4	4	4	4	4		
22	90502-KRN-000	COLLAR, SHROUD UPPER	4	-	-	-	-	-		
23	90108-MN0-000	SCREW, PAN, 5X13	1	1	1	1	1	1		
24	91560-MS8-600	TY-RAP, CABLE	1	1	1	1	1	1		
25	95002-02120	CLIP, TUBE (B12)	4	4	4	4	4	4		
26	96001-06016-00	BOLT, FLANGE, 6X16	7	7	7	7	7	7		
27	96001-06018-00	BOLT, FLANGE, 6X18	2	-	-	-	-	-		
	96001-06016-00	BOLT, FLANGE, 6X16	-	2	2	2	2	2		
28	96001-06030-00	BOLT, FLANGE, 6X30	1	1	1	1	1	1		
29	90101-KRN-730	BOLT, SPECIAL, 5X9	-	4	4	4	4	4		

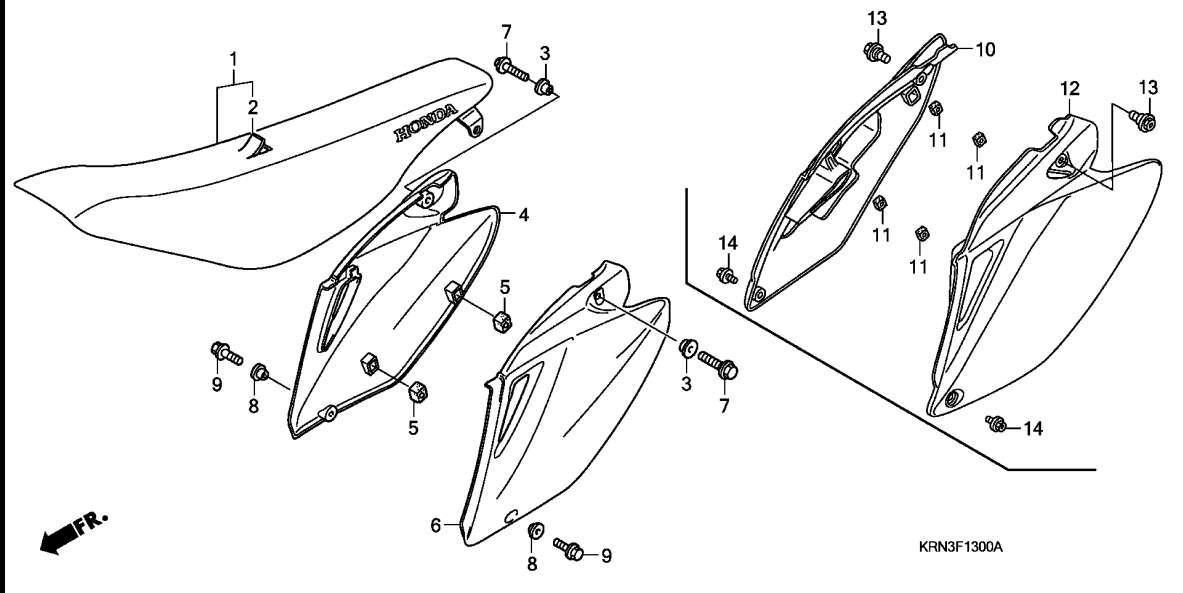




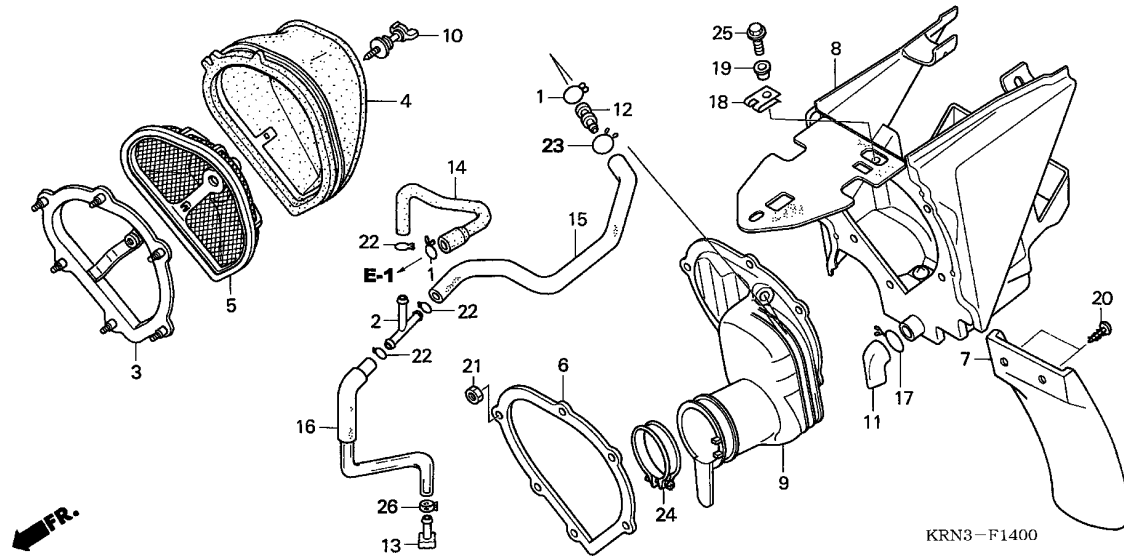
Ref. No.	L.O.N.	(Relative ref. Number) Description	F.R.T.
1	413150	SEAT (10)	0.1
4	4111H9	COVER, SIDE :RIGHT	0.1
	4111J0	COVER, SIDE :BOTH	0.1
6		(12)	
	4111H8	COVER, SIDE :LEFT	0.1
	4111J0	COVER, SIDE :BOTH	0.1

3

Ref. No.	Part No.	Description	Reqd. QTY					Serial No.	Parts catalogue code
			4	5	6	7	8		
1	77100-KRN-000	SEAT COMP.	1	-	-	-	-	-	
	77100-KRN-730	.....	-	1	-	-	-	-	
	77100-KRN-850	.....	-	-	1	-	-	-	
	77100-KRN-A00	.....	-	-	-	1	-	-	ED,ED/A,U,U/A
	77100-KRN-A01	.....	-	-	-	1	-	-	7M330003 U/B
			-	-	-	-	1	-	7M330031 ED/B
			-	-	-	-	-	1	7M330004 U/B
			-	-	-	-	-	-	7M330032 ED/B
	77100-KRN-A30	.....	-	-	-	-	-	1	
2	77101-KRN-000	LEATHER COMP., SEAT (NO LETTERS PRINTED)	1	1	1	-	-	-	
	77101-KRN-A00	.....	-	-	-	1	1	-	
	77101-KRN-A30	.....	-	-	-	-	-	1	
3	83505-KM4-000	COLLAR, TOOL BOX SETTING	2	2	-	-	-	-	
4	83510-KRN-000ZB	COVER, R. SIDE	-	-	-	-	-	-	
		*R292R*.....EXTREME RED	1	-	-	-	-	-	
	83510-KRN-730ZA	*R292R*.....EXTREME RED	-	1	-	-	-	-	
5	83515-KS7-830	RUBBER, SIDE COVER STOPPER	2	2	-	-	-	-	
6	83610-KRN-000ZB	COVER, L. SIDE	-	-	-	-	-	-	
		*R292R*.....EXTREME RED	1	-	-	-	-	-	
	83610-KRN-730ZA	*R292R*.....EXTREME RED	-	1	-	-	-	-	
7	90123-MEN-670	BOLT, FLANGE, 8X16	2	2	-	-	-	-	
8	90501-KZ4-J20	COLLAR A	2	2	-	-	-	-	
9	96001-06014-00	BOLT, FLANGE, 6X14	2	2	-	-	-	-	
10	83510-KRN-850	COVER, R. SIDE	-	-	1	-	-	-	
	83510-KRN-A00	.....	-	-	-	1	1	-	
	83510-KRN-A30	.....	-	-	-	-	-	1	

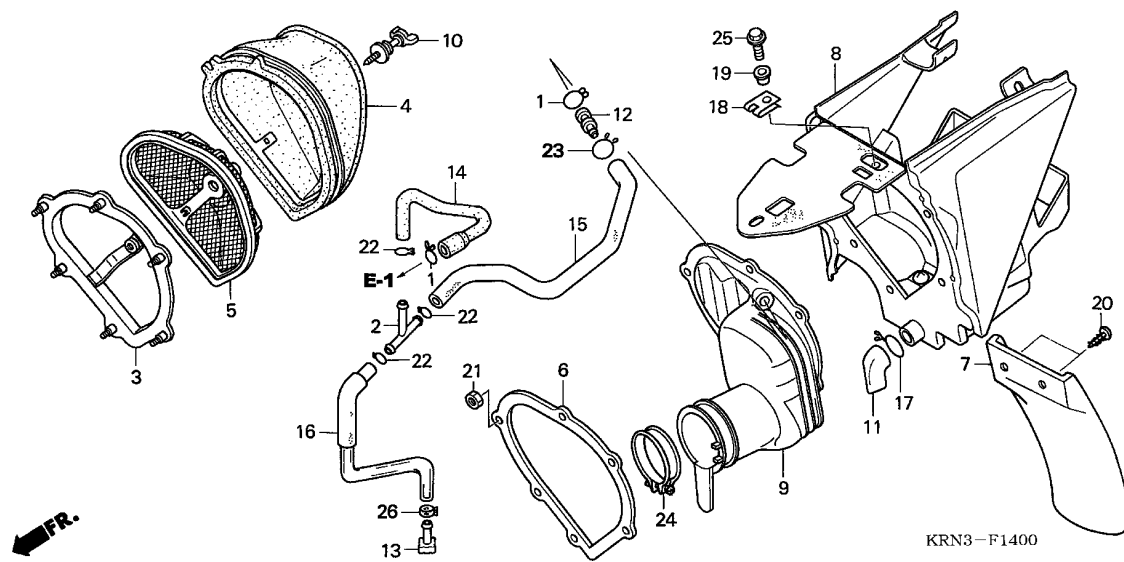


Ref. No.	Part No.	Description	Reqd. QTY					Serial No.	Parts catalogue code
			4	5	CRF250R 6	7	8		
11	83515-KZ3-700	RUBBER, SIDE COVER STOPPER ..	-	-	4	4	4	4	
12	83610-KRN-850	COVER, L. SIDE .....	-	-	1	-	-	-	
	83610-KRN-A00	.....	-	-	-	1	1	-	
	83610-KRN-A30	.....	-	-	-	-	-	1	
13	90102-MEN-710	BOLT, SPECIAL, 8MM .....	-	-	2	2	2	2	
14	90103-MEN-710	BOLT, SPECIAL, 6MM .....	-	-	2	2	2	2	



Ref. No.	L.O.N.	(Relative ref. Number) Description	F.R.T.
3		(6)	
3	3121C6	STAY, AIR CLEANER ELEMENT ....	0.5
4	312105	ELEMENT, AIR CLEANER .....	0.2
5	3121A8	BASE, AIR CLEANER ELEMENT ....	0.1
7	4131A0	MUDGUARD, AIR CLEANER CASE ...	0.1
8	3121A5	CASE, AIR CLEANER .....	0.5
9	3121B6	TUBE, AIR CLEANER CONNECTING .	0.5

Ref. No.	Part No.	Description	Reqd. QTY					Serial No.	Parts catalogue code
			4	5	CRF250R 6 7	8	9		
1	15771-551-000	CLIP, OIL DRAIN TUBE .....	2	2	-	-	-	-	
2	16959-MY1-000	JOINT, FUEL TUBE .....	1	1	-	-	-	-	
3	17212-MEN-670	STAY, AIR CLEANER ELEMENT ...	1	1	-	-	-	-	
4	17213-MEB-770	ELEMENT, AIR CLEANER .....	1	1	-	-	-	-	
5	17214-MEN-670	BASE ASSY., ELEMENT .....	1	1	-	-	-	-	
6	17217-MEB-770	PLATE, AIR CLEANER CASE FR. .	1	1	-	-	-	-	
7	17218-KRN-000	MUDGUARD, AIR CLEANER CASE ..	1	1	-	-	-	-	
8	17250-KRN-000	CASE COMP., AIR CLEANER .....	1	-	-	-	-	-	
	17250-KRN-730	.....	-	1	-	-	-	-	
9	17253-KRN-000	TUBE, AIR CLEANER CONNECTING	1	1	-	-	-	-	
10	17291-MEB-670	BOLT, AIR CLEANER ELEMENT SETTING	1	1	-	-	-	-	
11	17358-KRN-000	TUBE, DRAIN .....	1	1	-	-	-	-	
12	17359-MAG-L00	JOINT, BREATHER TUBE .....	1	1	-	-	-	-	
13	17370-419-700	PLUG, BREATHER TUBE .....	1	1	-	-	-	-	
14	17372-KRN-000	TUBE A, BREATHER .....	1	1	-	-	-	-	
15	17374-KRN-000	TUBE B, BREATHER .....	1	1	-	-	-	-	
16	17375-KRN-000	TUBE C, BREATHER .....	1	1	-	-	-	-	
17	17724-102-700	CLIP, SUB TANK HOSE .....	1	1	-	-	-	-	
18	90305-GK8-000	NUT, CLIP, 6MM .....	1	1	-	-	-	-	
19	90501-KRN-000	COLLAR, AIR CLEANER .....	1	1	-	-	-	-	
20	93913-15510	SCREW, TAPPING, 5X20 .....	2	2	-	-	-	-	
21	94002-05000-0S	NUT, HEX., 5MM .....	6	6	-	-	-	-	
22	95002-02120	CLIP, TUBE (B12) .....	3	3	-	-	-	-	
23	15707-634-000	CLIP, OIL DRAIN TUBE .....	1	1	-	-	-	-	

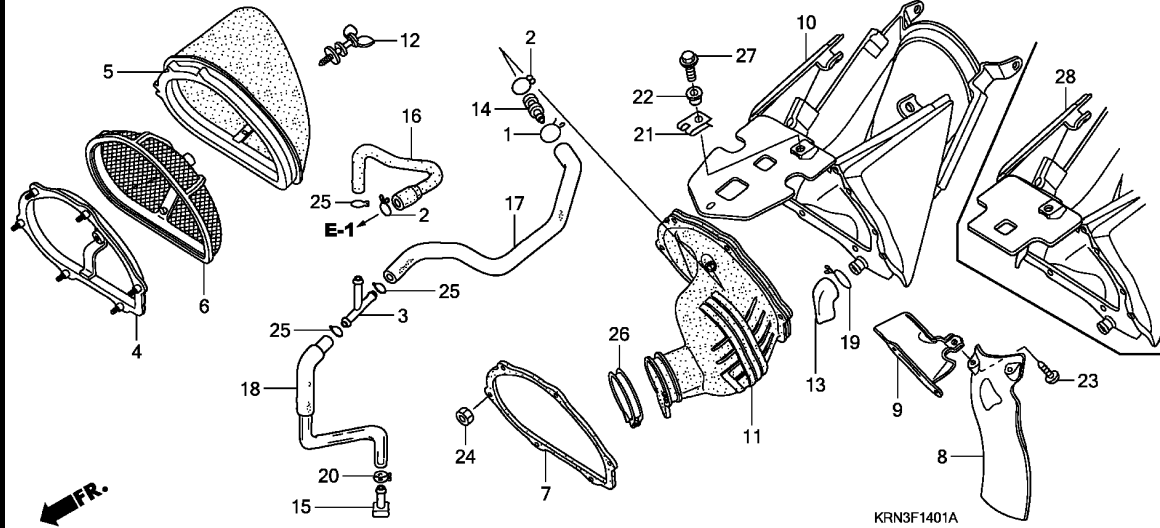


Ref. No.	Part No.	Description	Reqd. QTY					Serial No.	Parts catalogue code
			4	5	CRF250R 6 7	8	9		
24	95018-60321	BAND, AIR CLEANER CONNECTING TUBE (60)	1	1	-	-	-	-	
25	96001-06016-00	BOLT, FLANGE, 6X16 .....	1	1	-	-	-	-	
26	43514-KS6-701	CLAMP, MASTER CYLINDER OIL HOSE	1	1	-	-	-	-	

F-14-1

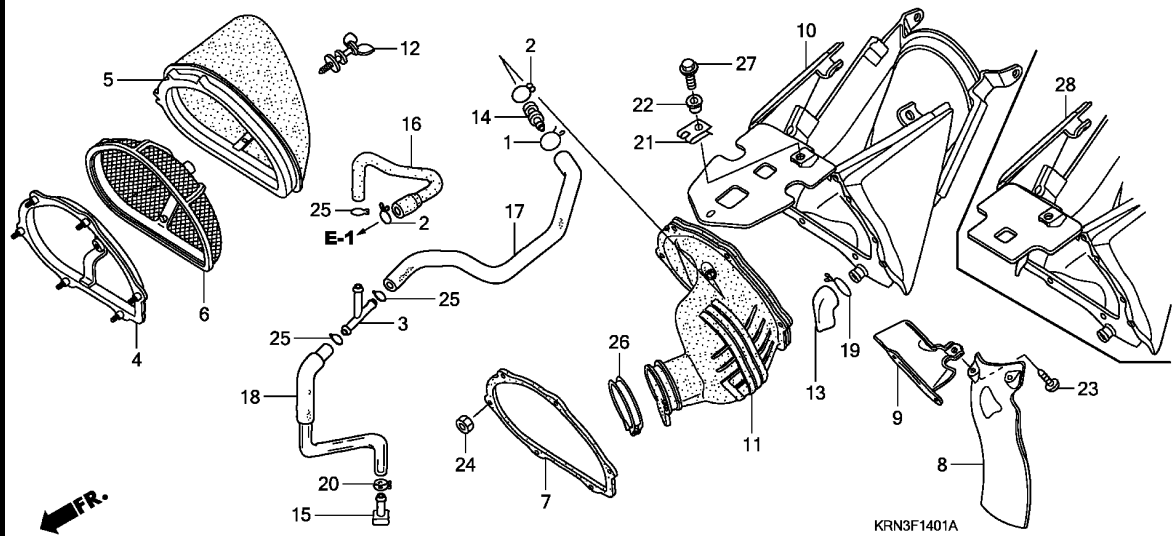
AIR CLEANER (CRF250R6/7/8/9)

H13

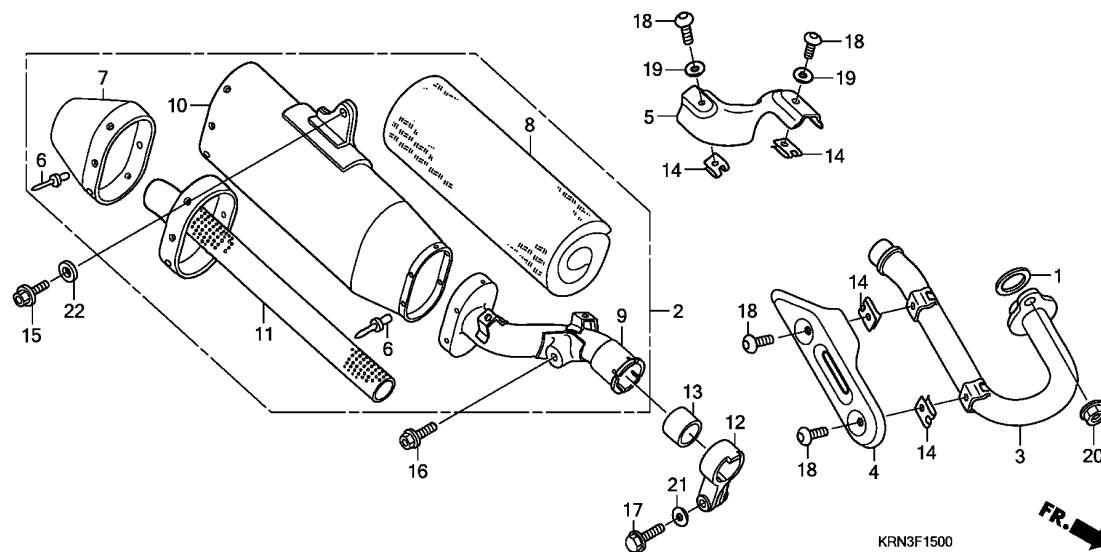


Ref. No.	L.O.N.	(Relative ref. Number) Description	F.R.T.
4		(7)	
	3121C6	STAY, AIR CLEANER ELEMENT ....	0.6
5	312105	ELEMENT, AIR CLEANER .....	0.2
6	3121A8	BASE, AIR CLEANER ELEMENT ....	0.1
8	4131A0	MUDGUARD, AIR CLEANER CASE ...	0.1
10		(28)	
	3121A5	CASE, AIR CLEANER .....	0.6
11	3121B6	TUBE, AIR CLEANER CONNECTING .	0.6

Ref. No.	Part No.	Description	Reqd. QTY					Serial No.	Parts catalogue code
			4	5	CRF250R 6 7	8	9		
1	15707-634-000	CLIP, OIL DRAIN TUBE .....	-	-	1	1	1	1	
2	15771-551-000	CLIP, OIL DRAIN TUBE .....	-	-	2	2	2	2	
3	16959-MY1-000	JOINT, FUEL TUBE .....	-	-	1	1	1	1	
4	17212-MEN-670	STAY, AIR CLEANER ELEMENT ...	-	-	1	1	1	1	
5	17213-KRN-850	ELEMENT, AIR CLEANER .....	-	-	1	1	1	1	
6	17214-MEN-670	BASE ASSY., ELEMENT .....	-	-	1	1	1	1	
7	17217-MEB-770	PLATE, AIR CLEANER CASE FR. .	-	-	1	1	1	1	
8	17218-KRN-850	MUDGUARD, AIR CLEANER CASE ..	-	-	1	1	1	-	
	17218-KRN-A20	.....	-	-	-	-	-	1	
9	17230-KRN-850	GUARD, HEAT .....	-	-	1	1	1	1	
10	17250-KRN-850	CASE COMP., AIR CLEANER .....	-	-	1	1	-	-	
11	17253-KRN-850	TUBE, AIR CLEANER CONNECTING	-	-	1	1	1	1	
12	17291-MEB-670	BOLT, AIR CLEANER ELEMENT SETTING	-	-	1	1	1	1	
13	17358-KRN-000	TUBE, DRAIN .....	-	-	1	1	1	1	
14	17359-MAG-LOO	JOINT, BREATHER TUBE .....	-	-	1	1	1	1	
15	17370-419-700	PLUG, BREATHER TUBE .....	-	-	1	1	1	1	
16	17372-KRN-000	TUBE A, BREATHER .....	-	-	1	1	1	1	
17	17374-KRN-000	TUBE B, BREATHER .....	-	-	1	1	1	1	
18	17375-KRN-000	TUBE C, BREATHER .....	-	-	1	1	-	-	
	17375-KRN-A10	.....	-	-	-	-	1	1	
19	17724-102-700	CLIP, SUB TANK HOSE .....	-	-	1	1	1	1	
20	43514-KS6-701	CLAMP, MASTER CYLINDER OIL HOSE	-	-	1	1	1	1	
21	90305-GK8-000	NUT, CLIP, 6MM .....	-	-	1	1	1	1	



Ref. No.	Part No.	Description	Reqd. QTY					Serial No.	Parts catalogue code
			4	5	CRF250R 6 7	8	9		
22	90501-KRN-000	COLLAR, AIR CLEANER .....	-	-	1	1	1	1	
23	93913-15510	SCREW, TAPPING, 5X20 .....	-	-	2	2	2	2	
24	94002-05000-0S	NUT, HEX., 5MM .....	-	-	6	6	6	6	
25	95002-02120	CLIP, TUBE (B12) .....	-	-	3	3	3	3	
26	95018-60321	BAND, AIR CLEANER CONNECTING TUBE (60) .....	-	-	1	1	1	1	
27	96001-06016-00	BOLT, FLANGE, 6X16 .....	-	-	1	1	1	1	
28	17250-KRN-A10	CASE COMP., AIR CLEANER .....	-	-	-	-	1	-	
	17250-KRN-A30	.....	-	-	-	-	-	1	



Ref. No.	L.O.N.	(Relative ref. Number) Description	F.R.T.
1	3131B4	GASKET, EXHAUST PIPE	0.2
2		(13)	
	313120	MUFFLER	0.1
3	313110	PIPE, EXHAUST	0.2
4	3131A6	PROTECTOR, EXHAUST PIPE	0.1
5	313121	PROTECTOR, MUFFLER	0.1
7	3131F2	CAP, MUFFLER END	0.6
8	3131C3	WOOL, GLASS	0.6
9	3131K1	BODY, MUFFLER :FRONT	0.5
10	3131F0	BODY, MUFFLER	1.0
11	3131J6	BODY, MUFFLER :REAR	0.6

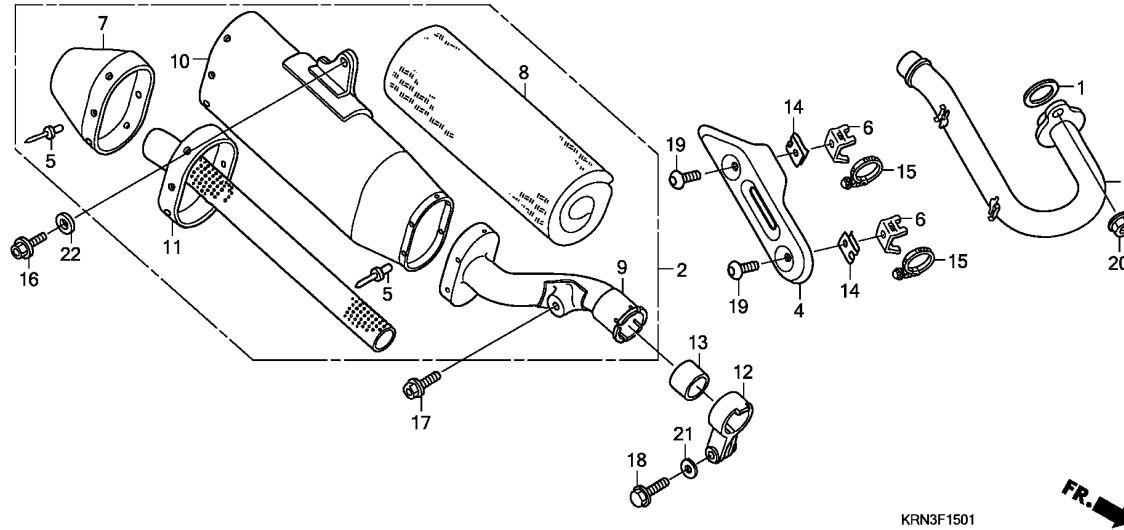
3

Ref. No.	Part No.	Description	Reqd. QTY					Serial No.	Parts catalogue code
			4	5	6	7	8		
1	18291-MM5-860	GASKET, EX. PIPE	1	-	-	-	-	-	
2	18310-KRN-000	MUFFLER COMP. (98DB)	1	-	-	-	-	-	
3	18320-KRN-000	PIPE COMP., EX. (98DB)	1	-	-	-	-	-	
4	18323-KRN-000	PROTECTOR, EX. PIPE	1	-	-	-	-	-	
5	18324-KRN-000	PROTECTOR, MUFFLER	1	-	-	-	-	-	
6	18324-MEB-670	RIVET, BLIND, 4.8	12	-	-	-	-	-	
7	18332-KRN-300	COVER, END	1	-	-	-	-	-	
8	18336-KRN-000	WOOL COMP., GLASS	1	-	-	-	-	-	
9	18350-KRN-000	MUFFLER COMP., FR.	1	-	-	-	-	-	
10	18351-KRN-000	BODY COMP., MUFFLER	1	-	-	-	-	-	
11	18352-KRN-000	MUFFLER COMP., RR. (98DB)	1	-	-	-	-	-	
12	18374-MG7-701	BAND, L. MUFFLER	1	-	-	-	-	-	
13	18392-MK4-000	PACKING, MUFFLER	1	-	-	-	-	-	
14	19508-KA3-710	NUT, SPRING, 6MM	4	-	-	-	-	-	
15	90101-KZ3-J50	BOLT, FLANGE, 8X24	1	-	-	-	-	-	
16	90123-KZ4-J40	BOLT, FLANGE, 8X18	1	-	-	-	-	-	
17	90124-KZ4-J40	BOLT, FLANGE, 8X35	1	-	-	-	-	-	
18	90170-MEB-670	BOLT, SPECIAL, 6MM	4	-	-	-	-	-	
19	90406-KV3-780	WASHER, 6MM	2	-	-	-	-	-	
20	94050-08000	NUT, FLANGE, 8MM	2	-	-	-	-	-	
21	94102-08800	WASHER, PLAIN, 8MM	1	-	-	-	-	-	
22	94103-08000	WASHER, PLAIN, 8MM	1	-	-	-	-	-	

# F-15-1

# EXHAUST MUFFLER (CRF250R5)

H16



Ref. No.	L.O.N.	(Relative ref. Number) Description	F.R.T.
1	3131B4	GASKET, EXHAUST PIPE .....	0.2
2		(13)	
2	313120	MUFFLER .....	0.1
3	313110	PIPE, EXHAUST .....	0.2
4	3131A6	PROTECTOR, EXHAUST PIPE .....	0.1
7	3131F2	CAP, MUFFLER END .....	0.6
8	3131C3	WOOL, GLASS .....	0.6
9	3131K1	BODY, MUFFLER :FRONT .....	0.5
10	3131F0	BODY, MUFFLER .....	1.0
11	3131J6	BODY, MUFFLER :REAR .....	0.6

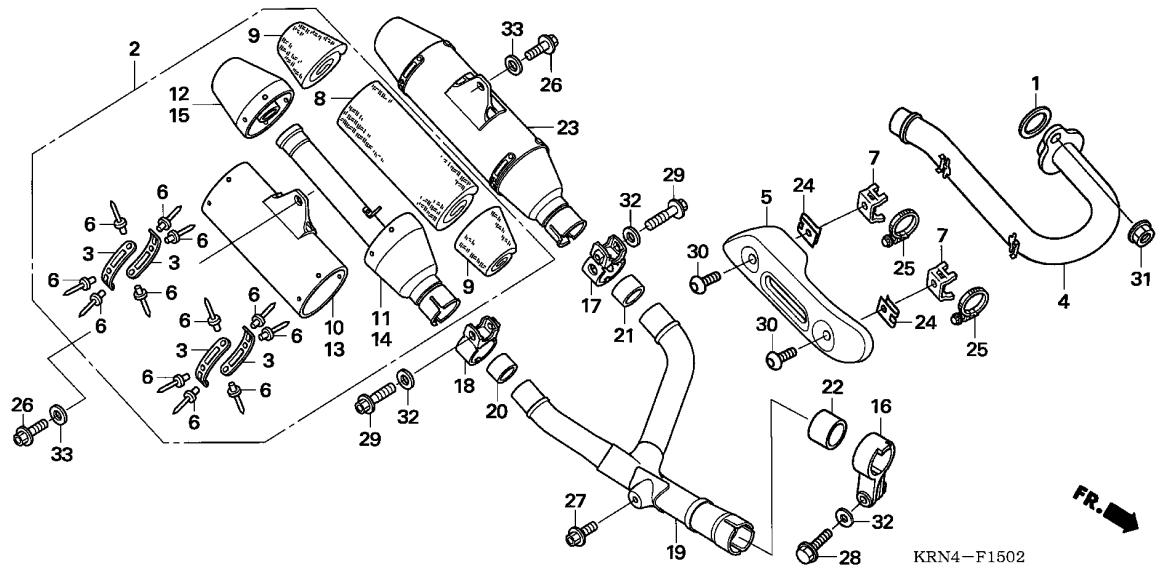
Ref. No.	Part No.	Description	Reqd. QTY					Serial No.	Parts catalogue code
			4	5	6	7	8		
1	18291-MM5-860	GASKET, EX. PIPE .....	-	1	-	-	-	-	
2	18310-KRN-730	MUFFLER COMP. (98DB) .....	-	1	-	-	-	-	
3	18320-KRN-730	PIPE COMP., EX. (98DB) .....	-	1	-	-	-	-	
4	18323-KRN-000	PROTECTOR, EX. PIPE .....	-	1	-	-	-	-	
5	18324-MEB-670	RIVET, BLIND, 4.8 .....	-	12	-	-	-	-	
6	18327-KRN-730	STAY, EX. PIPE PROTECTOR .....	-	2	-	-	-	-	
7	18332-KRN-730	COVER, END (98DB) .....	-	1	-	-	-	-	
8	18336-KRN-730	WOOL COMP., GLASS .....	-	1	-	-	-	-	
9	18350-KRN-730	MUFFLER COMP., FR. (98DB) ..	-	1	-	-	-	-	
10	18351-KRN-730	BODY COMP., MUFFLER (98DB) ..	-	1	-	-	-	-	
11	18352-KRN-000	MUFFLER COMP., RR. (98DB) .....	-	1	-	-	-	-	
12	18374-MG7-701	BAND, L. MUFFLER .....	-	1	-	-	-	-	
13	18392-MK4-000	PACKING, MUFFLER .....	-	1	-	-	-	-	
14	19508-KA3-710	NUT, SPRING, 6MM .....	-	2	-	-	-	-	
15	19509-MM5-003	CLAMPER, RADIATOR HOSE .....	-	2	-	-	-	-	
16	90101-KZ3-J50	BOLT, FLANGE, 8X24 .....	-	1	-	-	-	-	
17	90123-KZ4-J40	BOLT, FLANGE, 8X18 .....	-	1	-	-	-	-	
18	90124-KZ4-J40	BOLT, FLANGE, 8X35 .....	-	1	-	-	-	-	
19	90170-MEB-670	BOLT, SPECIAL, 6MM .....	-	2	-	-	-	-	
20	94050-08000	NUT, FLANGE, 8MM .....	-	2	-	-	-	-	
21	94102-08800	WASHER, PLAIN, 8MM .....	-	1	-	-	-	-	
22	94103-08000	WASHER, PLAIN, 8MM .....	-	1	-	-	-	-	



# F-15-2

# EXHAUST MUFFLER (CRF250R6)

11



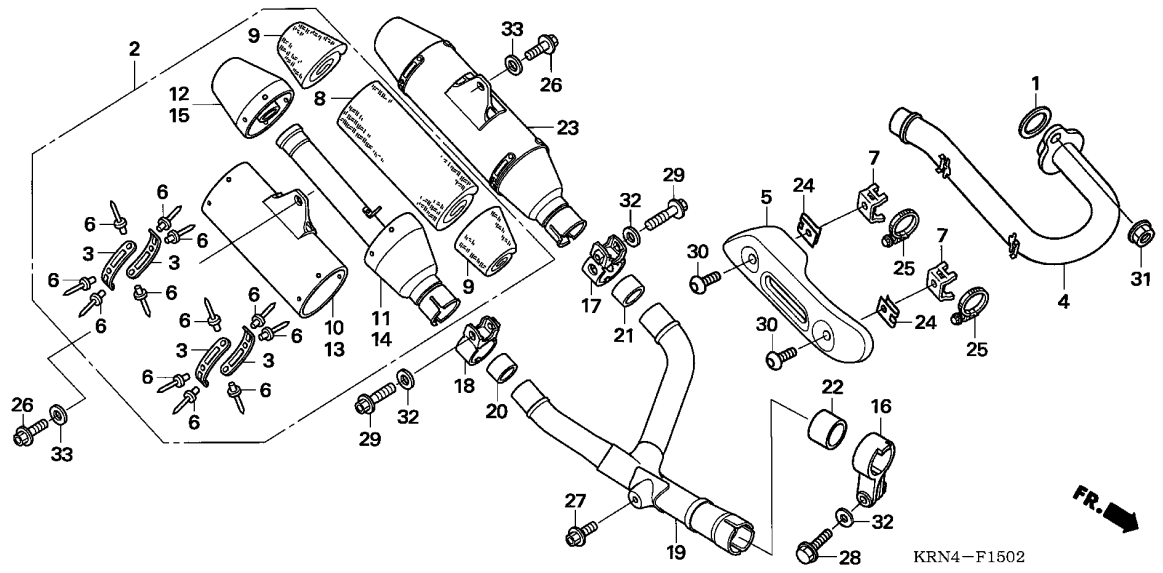
Ref. No.	L.O.N.	(Relative ref. Number) Description	F.R.T.
1	3131B4	GASKET, EXHAUST PIPE .....	0.2
2		(20)	
	3131B6	MUFFLER :RIGHT .....	0.1
	3131D6	MUFFLER :BOTH .....	0.2
4		(22)	
	313110	PIPE, EXHAUST .....	0.2
5	3131A6	PROTECTOR, EXHAUST PIPE .....	0.1
8		(9)	
	3131J9	WOOL, GLASS :LEFT .....	0.9
	3131K0	WOOL, GLASS :RIGHT .....	0.9
		(11)	
10	3131J5	BODY, MUFFLER :RIGHT .....	0.9
12	3131J8	BODY, MUFFLER :RIGHT REAR .....	0.5
13		(14)	
	3131J4	BODY, MUFFLER :LEFT .....	0.9
15	3131J7	BODY, MUFFLER :LEFT REAR .....	0.5
19	313151	JOINT, EXHAUST PIPE .....	0.3
23		(21)	
	3131B5	MUFFLER :LEFT .....	0.1
	3131D6	MUFFLER :BOTH .....	0.2

3

Ref. No.	Part No.	Description	Reqd. QTY					Serial No.	Parts catalogue code
			4	5	CRF250R 6	7	8		
1	18291-MM5-860	GASKET, EX. PIPE .....	-	-	1	-	-	-	
2	18310-KRN-862	MUFFLER COMP., R. (96DB) .....	-	-	1	-	-	-	
3	18317-KRN-850	BAND, MUFFLER BODY .....	-	-	8	-	-	-	
4	18320-KRN-850	PIPE COMP., EX. ....	-	-	1	-	-	-	
5	18323-KRN-000	PROTECTOR, EX. PIPE .....	-	-	1	-	-	-	
6	18324-MEB-670	RIVET, BLIND, 4.8 .....	-	-	24	-	-	-	
7	18327-KRN-730	STAY, EX. PIPE PROTECTOR .....	-	-	2	-	-	-	
8	18336-KRN-860	WOOL A, GLASS .....	-	-	2	-	-	-	
9	18337-KRN-850	WOOL B, GLASS .....	-	-	4	-	-	-	
10	18350-KRN-860	BODY COMP., R. MUFFLER .....	-	-	1	-	-	-	
11	18351-KRN-850	MUFFLER COMP., R. FR. ....	-	-	1	-	-	-	
12	18352-KRN-862	MUFFLER COMP., R. RR. (96DB) .....	-	-	1	-	-	-	
13	18353-KRN-860	BODY COMP., L. MUFFLER .....	-	-	1	-	-	-	
14	18354-KRN-850	MUFFLER COMP., L. FR. ....	-	-	1	-	-	-	
15	18355-KRN-861	MUFFLER COMP., L. RR. (96DB) .....	-	-	1	-	-	-	
16	18374-MG7-701	BAND, L. MUFFLER .....	-	-	1	-	-	-	
17	18374-MLO-000	BAND, L. EX. PIPE .....	-	-	1	-	-	-	
18	18374-ML4-003	BAND, L. EX. PIPE .....	-	-	1	-	-	-	
19	18380-KRN-860	PIPE, COMP., EX. JOINT (96DB) .....	-	-	1	-	-	-	
20	18391-ML8-000	PACKING, MUFFLER .....	-	-	1	-	-	-	
21	18392-HA7-710	PACKING, EX. ....	-	-	1	-	-	-	
22	18392-MK4-000	PACKING, MUFFLER .....	-	-	1	-	-	-	
23	18410-KRN-861	MUFFLER COMP., L. (96DB) .....	-	-	1	-	-	-	
24	19508-KA3-710	NUT, SPRING, 6MM .....	-	-	2	-	-	-	
25	19509-MM5-003	CLAMPER, RADIATOR HOSE .....	-	-	2	-	-	-	

F-15-2

EXHAUST MUFFLER (CRF250R6)

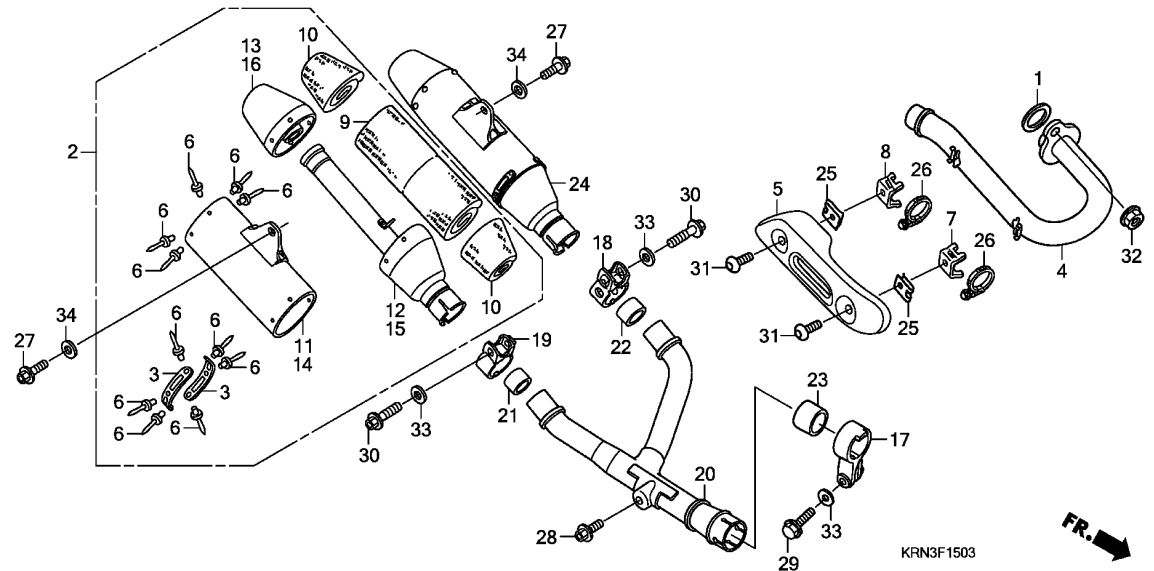


Ref. No.	Part No.	Description	Reqd. QTY					Serial No.	Parts catalogue code
			4	5	6	7	8		
26	90101-KZ3-J50	BOLT, FLANGE, 8X24	-	-	2	-	-	-	
27	90123-MEN-730	BOLT, 8X18	-	-	1	-	-	-	
28	90124-KZ4-J40	BOLT, FLANGE, 8X35	-	-	1	-	-	-	
29	90124-MEB-770	BOLT, FLANGE, 8X32	-	-	2	-	-	-	
30	90170-MEB-670	BOLT, SPECIAL, 6MM	-	-	2	-	-	-	
31	94050-08000	NUT, FLANGE, 8MM	-	-	2	-	-	-	
32	94102-08800	WASHER, PLAIN, 8MM	-	-	3	-	-	-	
33	94103-08000	WASHER, PLAIN, 8MM	-	-	2	-	-	-	

F-15-3

EXHAUST MUFFLER (CRF250R7/8/9)

I 3



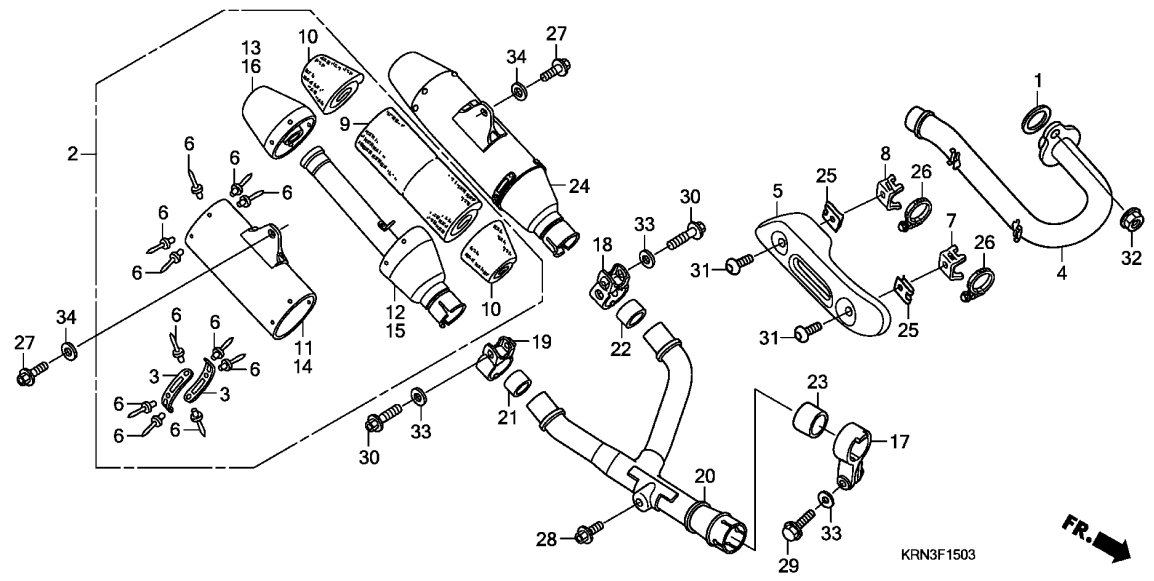
Ref. No.	L.O.N.	(Relative ref. Number) Description	F.R.T.
1	3131B4	GASKET, EXHAUST PIPE .....	0.2
2		(21)	
	3131B6	MUFFLER :RIGHT .....	0.1
	3131D6	MUFFLER :BOTH .....	0.2
4		(23)	
	313110	PIPE, EXHAUST .....	0.2
5	3131A6	PROTECTOR, EXHAUST PIPE .....	0.1
9		(10)	
	3131J9	WOOL, GLASS :LEFT .....	0.9
	3131K0	WOOL, GLASS :RIGHT .....	0.9
11		(12)	
	3131J5	BODY, MUFFLER :RIGHT .....	0.9
13	3131J8	BODY, MUFFLER :RIGHT REAR .....	0.5
14		(15)	
	3131J4	BODY, MUFFLER :LEFT .....	0.9
16	3131J7	BODY, MUFFLER :LEFT REAR .....	0.5
20	313151	JOINT, EXHAUST PIPE .....	0.3
24		(22)	
	3131B5	MUFFLER :LEFT .....	0.1
	3131D6	MUFFLER :BOTH .....	0.2

Ref. No.	Part No.	Description	Reqd. QTY					Serial No.	Parts catalogue code
			4	5	CRF250R 6	7	8		
1	18291-MM5-860	GASKET, EX. PIPE .....	-	-	-	1	1	1	
2	18310-KRN-E00	MUFFLER COMP., R. (96DB) .....	-	-	-	1	-	-	
	18310-KRN-E10	MUFFLER COMP., R. (94DB) .....	-	-	-	-	1	1	
3	18317-KRN-850	BAND, MUFFLER BODY .....	-	-	-	4	-	-	
	18317-KRN-E10	.....	-	-	-	-	4	4	
4	18320-KRN-A00	PIPE COMP., EX. ....	-	-	-	1	-	-	
	18320-KRN-A10	.....	-	-	-	-	1	1	
5	18323-KRN-000	PROTECTOR, EX. PIPE .....	-	-	-	1	1	-	
	18323-KSC-A30	.....	-	-	-	-	-	1	
6	18326-KRN-A00	RIVET, BLIND, 3.2 .....	-	-	-	24	24	24	
7	18327-KRN-730	STAY, EX. PIPE PROTECTOR .....	-	-	-	1	1	1	
8	18328-KRN-A00	STAY, RR. EX. PIPE PROTECTOR .....	-	-	-	1	1	1	
9	18336-KRN-E00	PACK A, GLASS WOOL .....	-	-	-	2	-	-	
	18336-KRN-E10	.....	-	-	-	-	2	2	
10	18337-KRN-850	WOOL B, GLASS .....	-	-	-	4	-	-	
	18337-KRN-A10	PACK B, GLASS WOOL .....	-	-	-	-	4	4	
11	18350-KRN-E00	BODY COMP., R. MUFFLER .....	-	-	-	1	-	-	
	18350-KRN-E10	.....	-	-	-	-	1	1	
12	18351-KRN-A00	MUFFLER COMP., R. FR. ....	-	-	-	1	-	-	
	18351-KRN-E10	.....	-	-	-	-	1	1	
13	18352-KRN-862	MUFFLER COMP., R. RR. (96DB) .....	-	-	-	1	-	-	
	18352-KRN-E10	MUFFLER COMP., R. RR. (94DB) .....	-	-	-	-	1	1	
14	18353-KRN-E00	BODY COMP., L. MUFFLER .....	-	-	-	1	-	-	
	18353-KRN-E10	.....	-	-	-	-	1	1	
15	18354-KRN-A00	MUFFLER COMP., L. FR. ....	-	-	-	1	-	-	
	18354-KRN-E10	.....	-	-	-	-	1	1	

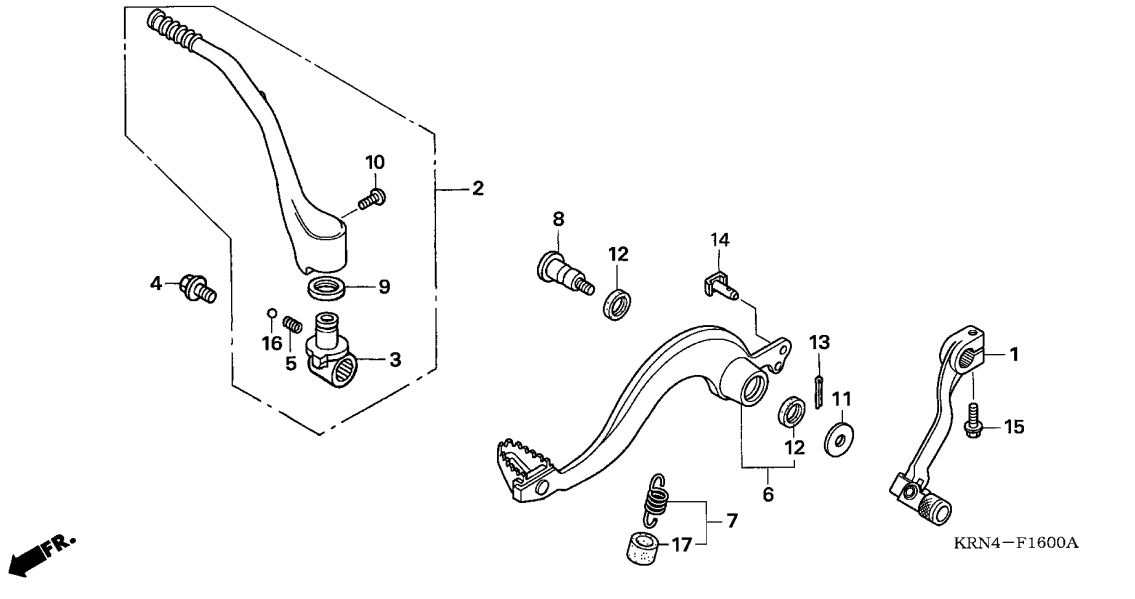
3

F-15-3

EXHAUST MUFFLER (CRF250R7/8/9)



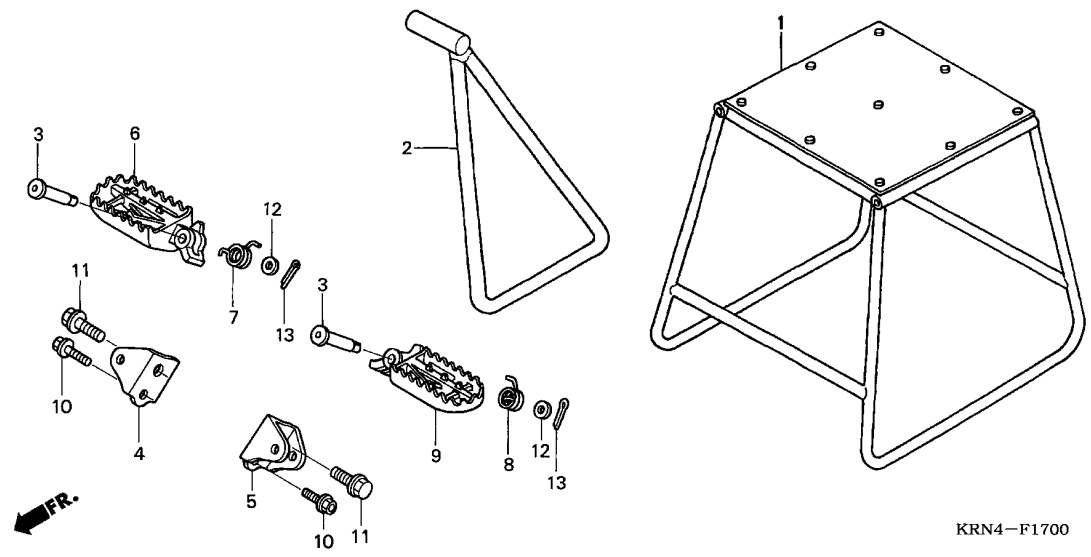
Ref. No.	Part No.	Description	Reqd. QTY					Serial No.	Parts catalogue code
			4	5	CRF250R 6	7	8		
16	18355-KRN-861	MUFFLER COMP., L. RR. (96DB)	-	-	-	1	-	-	
	18355-KRN-E10	MUFFLER COMP., L. RR. (94DB)	-	-	-	-	1	1	
17	18374-MG7-701	BAND, L. MUFFLER	-	-	-	1	1	1	
18	18374-ML0-000	BAND, L. EX. PIPE	-	-	-	1	1	1	
19	18374-ML4-003	BAND, L. EX. PIPE	-	-	-	1	1	1	
20	18380-KRN-E00	PIPE, COMP., EX. JOINT (96DB)	-	-	-	1	-	-	
	18380-KRN-E10	PIPE, COMP., EX. JOINT	-	-	-	-	1	1	
21	18391-ML8-000	PACKING, MUFFLER	-	-	-	1	1	1	
22	18392-HA7-710	PACKING, EX.	-	-	-	1	1	1	
23	18392-MK4-000	PACKING, MUFFLER	-	-	-	1	1	1	
24	18410-KRN-E00	MUFFLER COMP., L. (96DB)	-	-	-	1	-	-	
	18410-KRN-E10	MUFFLER COMP., L. (94DB)	-	-	-	-	1	1	
25	19508-KA3-710	NUT, SPRING, 6MM	-	-	-	2	2	2	
26	19509-MM5-003	CLAMPER, RADIATOR HOSE	-	-	-	2	2	2	
27	90101-KZ3-J50	BOLT, FLANGE, 8X24	-	-	-	2	2	2	
28	90123-MEN-730	BOLT, 8X18	-	-	-	1	1	1	
29	90124-KZ4-J40	BOLT, FLANGE, 8X35	-	-	-	1	1	1	
30	90124-MEB-770	BOLT, FLANGE, 8X32	-	-	-	2	2	2	
31	90170-MEB-670	BOLT, SPECIAL, 6MM	-	-	-	2	2	2	
32	94050-08000	NUT, FLANGE, 8MM	-	-	-	2	2	2	
33	94102-08800	WASHER, PLAIN, 8MM	-	-	-	3	3	3	
34	94103-08000	WASHER, PLAIN, 8MM	-	-	-	2	2	2	



Ref. No.	L.O.N.	(Relative ref. Number) Description	F.R.T.
1	4101A1	PEDAL, GEAR CHANGE .....	0.1
2	112107	ARM, KICK STARTER .....	0.1
6	810160	PEDAL, REAR BRAKE .....	0.2

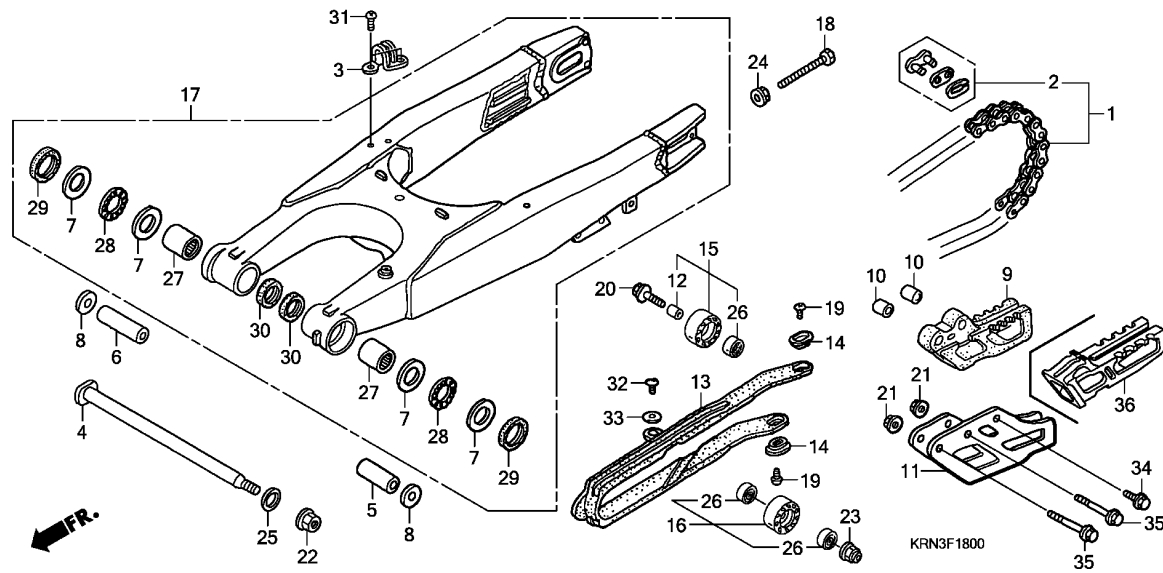
3

Ref. No.	Part No.	Description	Reqd. QTY						Serial No.	Parts catalogue code
			4	5	6	7	8	9		
1	24700-KRN-000	PEDAL COMP., CHANGE .....	1	1	1	1	1	1		
2	28300-KRN-000	ARM ASSY., KICK STARTER .....	1	1	1	1	1	1		
3	28302-KRN-000	JOINT, KICK ARM .....	1	1	1	1	1	1		
4	28306-MEN-670	BOLT, KICK JOINT .....	1	1	1	1	1	1		
5	28333-KK0-000	SPRING, KICK STARTER .....	1	1	1	1	1	1		
6	46510-KRN-000	PEDAL, RR. BRAKE .....	1	1	1	1	1	1		
7	46511-KZ4-J00	SPRING ASSY., RR. BRAKE RETURN	1	1	1	1	1	1		
8	46513-KRN-000	SHAFT, BRAKE PIVOT .....	1	-	-	-	-	-		
	46513-KRN-730	.....	-	1	1	1	1	1		
9	46525-KK0-003	DUST SEAL, 17X20X2.5 .....	1	1	1	1	1	1		
10	90103-KRN-000	BOLT, KICK ARM .....	1	1	1	1	1	1		
11	90404-MEN-670	WASHER, 26X9 .....	1	-	-	-	-	-		
	90512-KRN-730	WASHER, 26X10.5 .....	-	1	1	1	1	1		
12	91251-444-000	DUST SEAL, 15X20X2.5 .....	2	2	2	2	2	2		
13	94201-20120	PIN, SPLIT, 2.0X12 .....	1	1	1	1	1	1		
14	95015-54000	PIN D, JOINT .....	1	1	1	1	1	1		
15	96001-06022-00	BOLT, FLANGE, 6X22 .....	1	1	1	1	1	1		
16	96211-08000	BALL, STEEL, #8 (1/4) .....	1	1	1	1	1	1		
17	46515-MN1-670	TUBE, BRAKE PEDAL SPRING .....	1	1	1	1	1	1		



Ref. No.	L.O.N.	(Relative ref. Number) Description	F.R.T.
4	4101C4	BRACKET, STEP :RIGHT	0.2
	4101N7	BRACKET, STEP :BOTH	0.3
5	4101C3	BRACKET, STEP :LEFT	0.2
	4101N7	BRACKET, STEP :BOTH	0.3
6		(7)	
	4101C6	BAR, MAIN STEP :RIGHT	0.1
	4101J1	BAR, MAIN STEP :BOTH	0.2
9		(8)	
	4101C5	BAR, MAIN STEP :LEFT	0.1
	4101J1	BAR, MAIN STEP :BOTH	0.2

Ref. No.	Part No.	Description	Reqd. QTY						Serial No.	Parts catalogue code
			4	5	6	7	8	9		
1	50500-KA3-820	STAND COMP., MAIN	(1)	(1)	(1)	(1)	(1)	(1)		
2	50530-KZ4-J40	BAR, SIDE STAND	1	1	1	1	1	1		
3	50603-KZ4-J40	PIN, STEP JOINT	2	2	2	2	2	2		
4	50610-MEN-670	BRACKET, R. STEP	1	-	-	-	-	-		
	50610-MEN-671	.....	-	1	1	1	1	1		
5	50611-MEN-670	BRACKET, L. STEP	1	-	-	-	-	-		
	50611-MEN-671	.....	-	1	1	1	1	1		
6	50616-MEN-670	ARM, R. STEP	1	1	1	1	1	1		
7	50617-KZ4-J40	SPRING, R. STEP RETURN	1	1	1	1	1	1		
8	50618-KZ4-J40	SPRING, L. STEP RETURN	1	1	1	1	1	1		
9	50642-MEN-670	ARM, L. STEP	1	1	1	1	1	1		
10	90101-KZ3-J50	BOLT, FLANGE, 8X24	2	2	2	2	2	2		
11	90101-KZ4-J40	BOLT, STEP, 12MM	2	2	2	2	2	2		
12	94102-08800	WASHER, PLAIN, 8MM	2	2	2	2	2	2		
13	94201-25150	PIN, SPLIT, 2.5X15	2	2	2	2	2	2		



Ref. No.	L.O.N.	(Relative ref. Number) Description	F.R.T.
1	213165	CHAIN, DRIVE .....	0.2
5	5121B1	COLLAR, SWINGARM PIVOT :LEFT .	0.8
	5121G8	COLLAR, SWINGARM PIVOT :BOTH .	0.8
6	5121B2	COLLAR, SWINGARM PIVOT :RIGHT .	0.8
	5121G8	COLLAR, SWINGARM PIVOT :BOTH .	0.8
9		(11,36)	
	4101E2	GUIDE, DRIVE CHAIN .....	0.1
13	4101E5	SLIDER, CHAIN .....	0.3
15	4101E4	ROLLER, CHAIN TENSIONER .....	0.1
16	4101E3	ROLLER, CHAIN LOWER .....	0.1
17	5121B0	SWINGARM ASSEMBLY .....	1.1
27	5121C8	BEARING, SWINGARM PIVOT :LEFT	1.1
	5121C9	BEARING, SWINGARM PIVOT :RIGHT	1.1
	5121D0	BEARING, SWINGARM PIVOT :BOTH	1.2

Ref. No.	Part No.	Description	Reqd. QTY					Serial No.	Parts catalogue code
			4	5	6	7	8		
1	40530-KZ3-J31	CHAIN, DRIVE (DAIDO) (DID520DMA2-114RB) (STANDARD LINK 114L)	1	1	1	1	1	-	
	40530-KRN-A12	CHAIN, DRIVE (RK EXCEL) (RK520TXZ-114RJ) (STANDARD LINK 114L)	-	-	-	-	1	1	
	40530-KRN-A31	CHAIN, DRIVE (DAIDO) (DID520DMA4-114RB) (STANDARD LINK 114L)	-	-	-	-	-	1	
	40540-MEN-003	CHAIN, DRIVE (DAIDO) (DID520DMA2-120RB) (STANDARD LINK 114L)	(1)	(1)	(1)	(1)	(1)	-	
	40540-KRN-A31	CHAIN, DRIVE (DAIDO) (DID520DMA4-120RB) (STANDARD LINK 114L)	-	-	-	-	-	(1)	
	40540-KRN-A32	CHAIN, DRIVE (RK EXCEL) (RK520TXZ-120RJ) (STANDARD LINK 114L)	-	-	-	-	-	(1)	
2	40531-KZ4-J31	JOINT, DRIVE CHAIN (DAIDO) ..	1	1	1	1	1	-	
	40531-KRN-A12	JOINT, DRIVE CHAIN (RK EXCEL) ..	-	-	-	-	-	1	
	40531-KRN-A31	JOINT, DRIVE CHAIN (DAIDO) ..	-	-	-	-	-	1	
3	43468-KZ3-B00	GUIDE, RR. BRAKE HOSE .....	1	1	1	1	1	1	
4	52101-KZ4-J40	SHAFT, SWINGARM PIVOT .....	1	1	1	1	1	1	
5	52141-KZ3-J40	COLLAR, SWINGARM, 49MM .....	1	1	1	1	1	1	
6	52141-KZ4-J40	COLLAR, SWINGARM PIVOT (59MM)	1	1	1	1	1	1	
7	52143-KZ3-860	WASHER, SWINGARM SIDE .....	4	4	4	4	4	4	
8	52143-KZ4-J40	COLLAR, SWINGARM PIVOT SIDE .	2	2	2	2	2	2	
9	52146-MEN-000	GUIDE, CHAIN .....	1	-	-	-	-	-	

Ref. No.	Part No.	Description	Reqd. QTY						Serial No.	Parts catalogue code
			4	5	6	7	8	9		
(9)	52146-KRN-710	GUIDE, CHAIN .....	-	1	-	-	-	-	----- ED,ED/B,U,U/B	
			-	1	-	-	-	-	----- 5K110522 U/A	
			-	1	-	-	-	-	----- 5K112069 ED/A	
	52146-KRN-711	.....	-	1	-	-	-	-	----- 5K110523 U/A	
			-	1	-	-	-	-	----- 5K112070 ED/A	
10	52148-MEN-000	COLLAR, CHAIN GUIDE .....	2	2	2	-	-	-		
11	52156-ML3-910	PLATE, CHAIN GUIDE .....	1	-	-	-	-	-		
	52147-KRN-710	.....	-	1	1	-	-	-		
	52147-MEN-J00	.....	-	-	-	1	1	1		
12	52160-MEN-000	COLLAR, CHAIN TENSIONER .....	1	1	1	1	1	1		
13	52170-MEB-750	SLIDER, CHAIN .....	1	-	-	-	-	-		
	52170-KRN-710	.....	-	1	1	1	1	1		
14	52171-KR6-000	WASHER, CHAIN SLIDER .....	2	2	2	2	2	2		
15	52175-MEN-000	ROLLER COMP., CHAIN (42MM) ..	1	1	1	1	1	-		
	52175-KRN-A30	.....	-	-	-	-	-	1		
16	52176-KZ3-J40	ROLLER COMP., CHAIN LOWER ...	1	-	-	-	-	-		
	52176-KRN-710	ROLLER COMP., CHAIN LOWER (34MM)	-	1	1	1	1	-		
	52176-KRN-A30	.....	-	-	-	-	-	1		
17	52200-KSK-000	SWINGARM SUB ASSY., RR. ....	1	-	-	-	-	-		
	52200-KRN-710	.....	-	1	-	-	-	-		
	52200-KRN-840	.....	-	-	1	-	-	-		
	52200-KRN-J00	.....	-	-	-	1	-	-		
	52200-KRN-A10	.....	-	-	-	-	1	1		
18	90105-MEN-000	BOLT, HEX., 8X47.5 .....	2	2	2	2	2	2		
19	90115-KV3-700	SCREW, PAN, 5X8 .....	2	2	2	2	2	2		
20	90124-MEB-770	BOLT, FLANGE, 8X32 .....	1	1	1	1	1	1		
21	90301-473-003	NUT, U, 6MM .....	2	2	2	2	2	2		
22	90305-KZ3-B01	NUT, U, HEX. 14MM .....	1	1	1	1	1	1		
23	90309-ML3-791	NUT, U, 8MM .....	1	-	-	-	-	-		
	90301-473-003	NUT, U, 6MM .....	-	1	1	1	1	1		
24	90309-357-000	NUT, HEX., 8MM .....	2	2	2	2	2	2		
25	90501-GBL-730	WASHER, 14MM .....	1	1	1	1	1	1		
26	91011-GCT-003	BEARING, RADIAL BALL, 608UU ..	3	3	3	3	3	-		
	91051-KRN-A31	.....	-	-	-	-	-	3		
27	91071-MJ0-003	BEARING, NEEDLE, 22X29X30(NTN)	2	2	2	2	2	2		
28	91072-KZ3-861	BEARING, NEEDLE THRUST .....	2	2	2	2	2	2		
29	91253-KZ3-861	DUST SEAL, 30X37X4 .....	2	2	2	2	2	2		
30	91283-ML7-003	DUST SEAL, 22X29X4(ARAI) ....	2	2	2	2	2	2		
31	93500-05008-0A	SCREW, PAN, 5X8 .....	2	2	2	2	2	2		
32	93500-05008-0G	SCREW, PAN, 5X8 .....	1	1	1	1	1	1		
33	94103-05700	WASHER, PLAIN, 5MM .....	1	1	1	1	1	1		
34	96001-06012-00	BOLT, FLANGE, 6X12 .....	1	1	1	1	1	1		
35	96001-06050-00	BOLT, FLANGE, 6X50 .....	2	2	2	-	-	-		
	96001-06045-00	BOLT, FLANGE, 6X45 .....	-	-	-	2	2	2		
36	52146-MEN-J00	GUIDE, CHAIN .....	-	-	-	1	1	1		

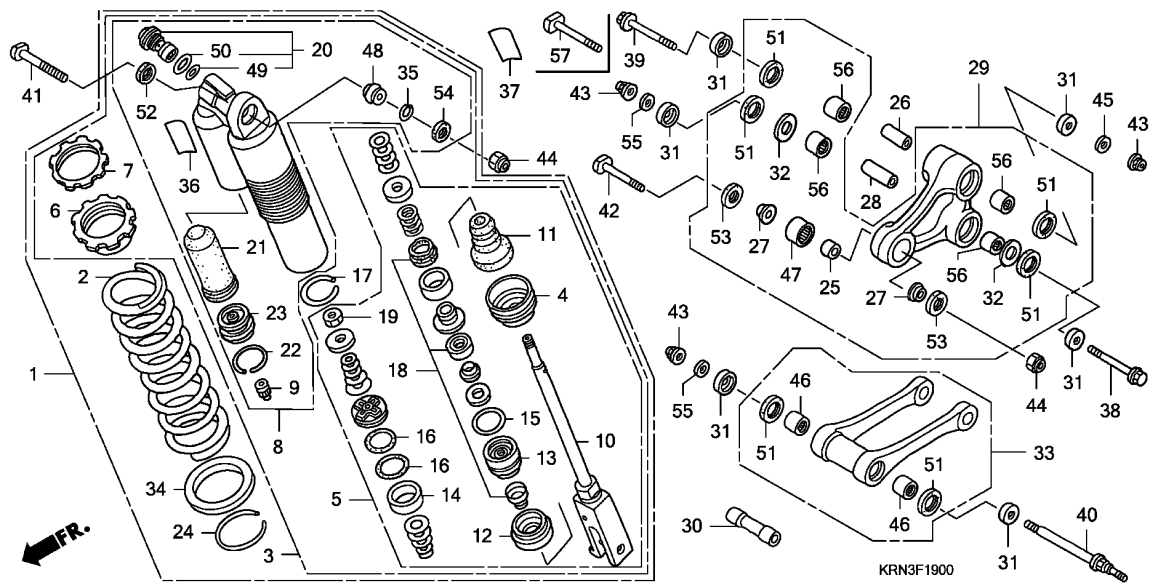




# F-19

# REAR CUSHION

19



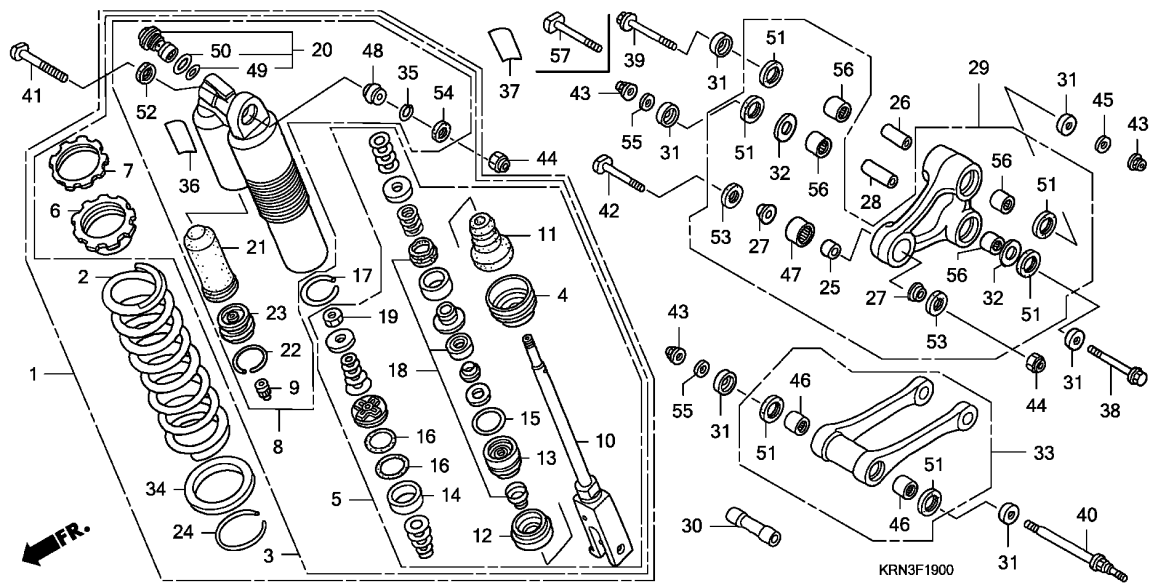
Ref. No.	L.O.N.	(Relative ref. Number) Description	F.R.T.
1	512115	CUSHION ASSY., REAR (24,34)	0.5
2	5121B9	SPRING, REAR CUSHION	0.7
3	5121D2	DAMPER, REAR	0.8
5	5121H0	ROD ASSY., REAR DAMPER	1.1
8	5121D9	CASE, DAMPER	1.1
10	5121E1	ROD, REAR DAMPER	1.3
13	5121H1	CASE, ROD GUIDE (4,11,12,14,15,16,18,19)	1.3
20	5121D8	ADJUSTER, COMPRESSION DAMPING FORCE (23)	0.9
21	5121E0	BLADDER (26,28)	0.9
29	512140	ARM, CUSHION (30)	0.5
33	512145	ROD, CUSHION CONNECTING	0.3
46	5121D4	BEARING, CUSHION CONNECTING ROD	0.5
5121D4A		.Replace 1 bearing add	0.1
48	5121D1	BEARING, REAR CUSHION (47)	0.7
56	512146	BEARING, CUSHION ARM	0.7
	5121D3	BEARING, CUSHION ARM :FOR 1 VEHICLE	1.1

3

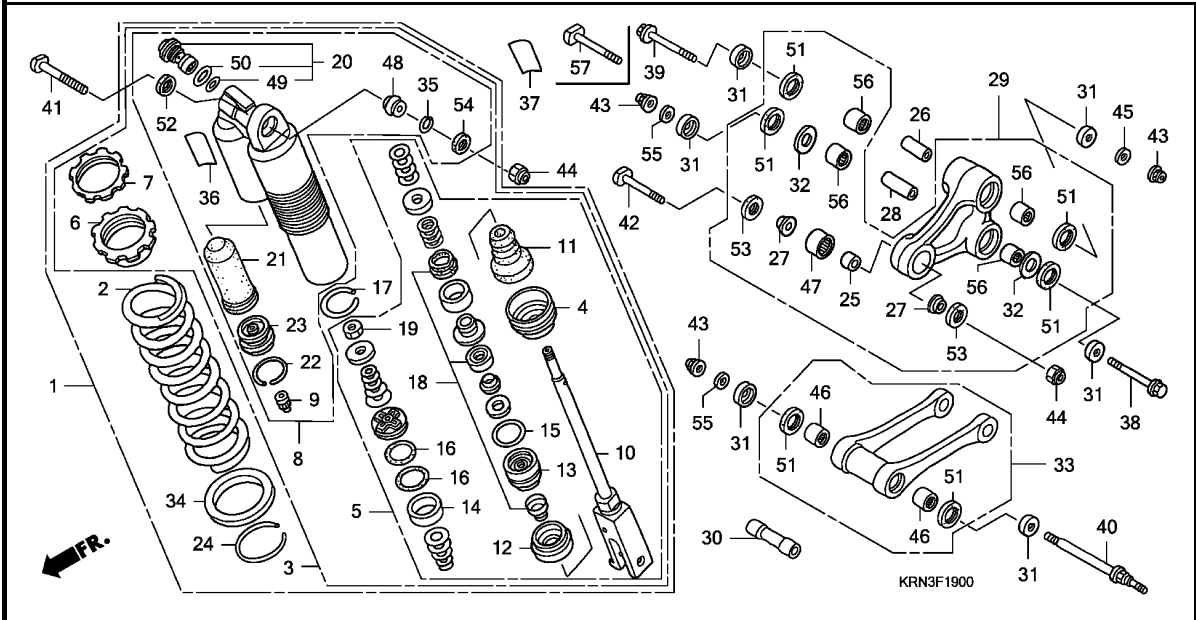
Ref. No.	Part No.	Description	Reqd. QTY					Serial No.	Parts catalogue code
			4	5	6	7	8		
1	52400-KRN-671	CUSHION ASSY., RR. (SHOWA)	1	-	-	-	-	-	
	52400-KRN-731	.....	-	1	-	-	-	-	
	52400-KRN-851	.....	-	-	1	1	-	-	
	52400-KRN-A11	.....	-	-	-	-	1	-	ED,ED/A,U,U/A
	52400-KRN-D11	.....	-	-	-	-	1	-	DE,DE/A
	52400-KRN-A31	.....	-	-	-	-	1	-	
2	52402-MEB-751	SPRING, RR. CUSHION (SHOWA) (52.0N/MM,5.3KGF/MM)	1	1	1	1	1	-	
	52403-MEN-A21	.....	-	-	-	-	1	-	
	52401-KZ3-J51	SPRING, RR. CUSHION (SHOWA) (50.0N/MM,5.1KGF/MM)	(1)	(1)	(1)	(1)	(1)	-	
	52401-MEB-751	SPRING, RR. CUSHION (SHOWA) (53.9N/MM,5.5KGF/MM)	(1)	(1)	(1)	(1)	(1)	-	
	52403-MEB-751	SPRING, RR. CUSHION (SHOWA) (55.9N/MM,5.7KGF/MM)	(1)	(1)	(1)	(1)	(1)	(1)	
	52401-MEN-A21	SPRING, RR. CUSHION (SHOWA) (53.9N/MM,5.5KGF/MM)	-	-	-	-	-	(1)	
	52403-KRN-A21	SPRING, RR. CUSHION (SHOWA) (50.0N/MM,5.1KGF/MM)	-	-	-	-	-	(1)	
3	52410-KRN-671	DAMPER COMP., RR.	1	-	-	-	-	-	
	52410-KRN-731	.....	-	1	-	-	-	-	
	52410-KRN-851	.....	-	-	1	1	-	-	
	52410-KRN-A11	.....	-	-	-	-	1	-	ED,ED/A,U,U/A
	52410-KRN-D11	.....	-	-	-	-	1	-	DE,DE/A
	52410-KRN-A31	.....	-	-	-	-	1	-	
4	52419-KZ3-J21	STOPPER, SPRING SEAT	1	1	1	1	1	1	
5	52421-KRN-671	ROD COMP., PISTON	1	-	-	-	-	-	
	52421-KRN-731	.....	-	1	-	-	-	-	
	52421-KRN-851	.....	-	-	1	1	-	-	

Ref. No.	Part No.	Description	Reqd. QTY						Serial No.	Parts catalogue code
			4	5	6	7	8	9		
(5)	52421-KRN-A11	ROD COMP., PISTON .....	-	-	-	-	1	-	-----	ED,ED/A,U,U/A
	52421-KRN-D11	.....	-	-	-	-	1	-	-----	DE,DE/A
	52421-KRN-A31	.....	-	-	-	-	-	1		
6	52422-KZ3-J31	ADJUSTER, SPRING .....	1	1	1	1	1	1		
7	52423-KZ3-J21	NUT, ADJUSTER .....	1	1	1	1	1	1		
8	52425-KRN-671	CASE COMP., DAMPER .....	1	-	-	-	-	-		
	52425-KRN-731	.....	-	1	1	1	1	-		
	52425-KRN-A31	.....	-	-	-	-	-	-		
9	52425-381-771	CAP, AIR VALVE .....	1	1	1	1	1	1		
10	52426-MEN-003	ROD COMP. ....	1	-	-	-	-	-		
	52426-KRN-711	.....	-	1	1	1	1	-		
	52426-KRN-A31	.....	-	-	-	-	-	1		
11	52427-MEB-751	RUBBER, STOPPER .....	1	1	1	1	1	1		
12	52428-KZ3-J31	PLATE, END .....	1	-	-	-	-	-		
	52428-KRN-711	.....	-	1	1	1	1	1		
13	52429-KZ3-J41	CASE COMP., ROD GUIDE .....	1	1	1	1	-	-	-----	ED,ED/A,U,U/A
	52429-KRN-D11	.....	-	-	-	-	-	1	-----	DE,DE/A
	52429-KRN-A31	.....	-	-	-	-	-	-		
14	52431-KZ3-J31	RING, PISTON .....	1	1	1	1	1	1		
15	52434-KZ3-J21	O-RING, 3.5X43.7 .....	1	1	1	1	1	1		
16	52434-KZ3-J31	O-RING, 42.5X2.0 .....	2	2	2	2	2	2		
17	52435-KZ3-J21	RING, STOPPER .....	1	1	1	1	1	1		
18	52436-MEN-671	OIL SEAL SET .....	1	1	1	1	1	1		
19	52438-KA4-741	NUT, HEX., 12MM .....	1	1	1	1	1	1		
20	52440-MEN-671	ADJUSTER, COMPRESSION DAMPING FORCE	1	1	1	1	1	-		
	52440-KRN-A31	.....	-	-	-	-	-	1		
21	52451-KZ3-891	BLADDER .....	1	-	-	-	-	-		
	52451-KRN-711	.....	-	1	1	1	1	1		
22	52452-KS7-831	RING, STOPPER .....	1	1	1	1	1	1		
23	52453-KS7-831	CAP COMP., CHAMBER .....	1	-	-	-	-	-		
	52453-KRN-711	.....	-	1	1	1	1	1		
24	52455-KZ3-J21	RING, STOPPER .....	1	1	1	1	1	1		
25	52463-KZ4-B00	COLLAR D, CUSHION .....	1	-	-	-	-	-		
	52464-KRN-710	COLLAR D, CUSHION ARM .....	-	1	1	1	1	1		
26	52463-KZ4-J40	COLLAR C, CUSHION ARM .....	1	1	1	1	1	1		
27	52464-KZ4-B00	COLLAR D, CUSHION SIDE .....	2	-	-	-	-	-		
	52466-KRN-710	COLLAR D, CUSHION ARM SIDE ..	-	2	2	2	2	2		
28	52464-KZ4-J20	COLLAR B, CUSHION .....	1	1	1	1	1	1		
29	52465-KSK-000	ARM SUB ASSY., CUSHION .....	1	-	-	-	-	-		
	52465-KRN-710	.....	-	1	1	1	1	1		
30	52473-KZ4-J20	COLLAR A, CONNECTING ROD .....	1	1	1	1	1	1		
31	52475-KZ4-J20	COLLAR, LINK SIDE .....	6	6	6	6	6	6		
32	52476-KZ4-J20	WASHER, THRUST .....	2	2	2	2	2	2		
33	52479-KSK-000	ROD SUB ASSY., CUSHION CONNECTING	1	-	-	-	-	-		
	52479-KRN-710	.....	-	1	-	-	-	-		
	52479-KRN-840	.....	-	-	1	1	1	1		
34	52486-KZ3-J21	SEAT, SPRING .....	1	1	1	1	1	1		
35	52487-KA4-831	RING, STOPPER .....	1	1	1	1	1	1		
36	87516-KZ1-600	LABEL, RR. DAMPER WARNING ...	1	1	1	1	1	1		





Ref. No.	Part No.	Description	Reqd. QTY					Serial No.	Parts catalogue code
			4	5	6	7	8		
37	87516-KZ1-881	LABEL, RR. DAMPER WARNING (FRENCH)	1	1	1	1	1	1	----- DE,DE/A,ED,ED/A,ED/B
38	90130-KZ4-J20	BOLT, LINK, 12X96	1	1	-	-	-	-	
	90131-MEN-840	BOLT, LINK, 12X92	-	-	1	1	1	1	
39	90130-KZ4-J40	BOLT, LINK, 12X81.5	1	1	-	-	-	-	
40	90131-KZ4-J40	BOLT, LINK, 12X120	1	-	-	-	-	-	
	90131-KRN-710		-	1	1	1	1	1	
41	90152-MEB-750	BOLT, CUSHION UPPER, 10X53	1	1	1	1	1	1	
42	90153-KZ4-710	BOLT, CUSHION LOWER, 10X43.5	1	1	1	1	1	1	
43	90306-KBP-901	NUT, U, 12MM	3	3	3	3	3	-	
	90305-KRN-A30		-	-	-	-	-	3	
44	90306-KZ4-711	NUT, U, 10MM	2	2	2	2	2	2	
45	90501-KZ4-J40	WASHER, PLAIN, 12MM	1	1	1	1	1	1	
46	91053-KZ4-J21	BEARING, NEEDLE, 20X26X14	2	2	-	-	-	-	
	91051-KSC-003	BEARING, NEEDLE, 20X26X15	-	-	2	2	2	2	
47	91074-KZ4-B01	BEARING, NEEDLE, 19X26X15	1	-	-	-	-	-	
	91074-KRN-711	BEARING, NEEDLE, 19X26X13	-	1	1	1	1	1	
48	91074-MAC-741	BEARING, SPHERICAL, 10	1	1	1	1	1	1	
49	91256-KZ3-731	O-RING, 21.5X1.5	1	1	1	1	1	1	
50	91257-KZ3-891	O-RING, 26.2X1.9	1	1	1	1	1	1	
51	91262-KZ3-731	DUST SEAL, 25X32X4	6	6	6	6	6	6	
52	91351-KZ3-731	DUST SEAL, RR. CUSHION PIVOT	1	1	1	1	1	1	
53	91351-KZ4-B01	DUST SEAL, 17X26X3	2	-	-	-	-	-	
	91351-KRN-711	DUST SEAL, 17.5X26X3	-	2	2	2	2	2	
54	91351-MAC-671	DUST SEAL, 16X26X3	1	1	1	1	1	1	
55	90501-KZ4-J40	WASHER, PLAIN, 12MM	2	-	-	-	-	-	

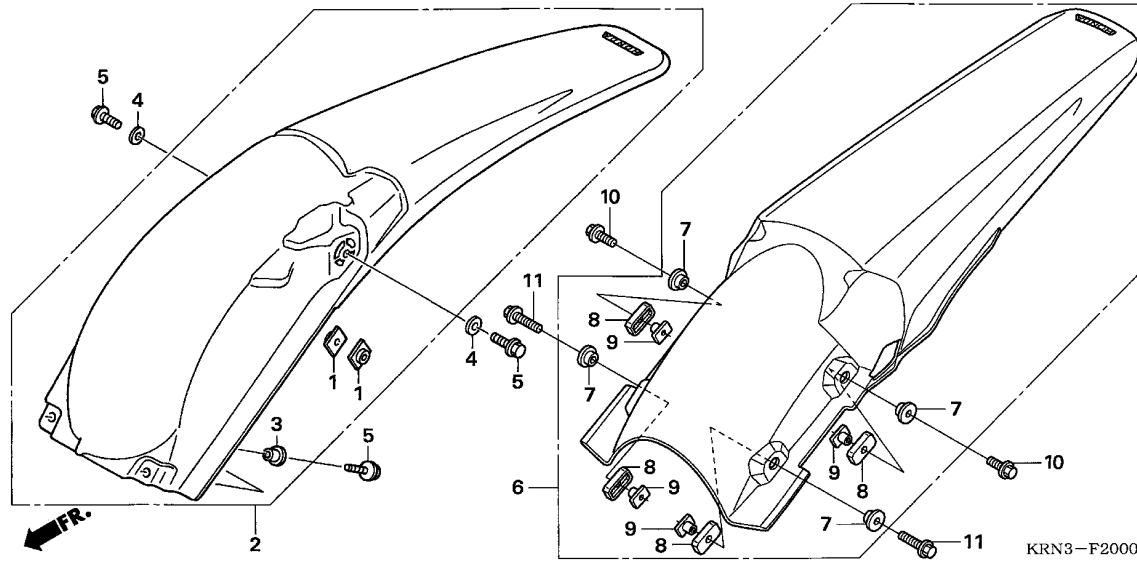


Ref. No.	Part No.	Description	Reqd. QTY					Serial No.	Parts catalogue code
			4	5	6	7	8		
55)	90501-KRN-710	.....	-	2	2	2	2	2	
	56	91053-KZ4-J21 BEARING, NEEDLE, 20X26X14 ...	4	-	-	-	-	-	
		91051-KSC-003 BEARING, NEEDLE, 20X26X15 ...	-	4	4	4	4	4	
	57	90130-MEN-840 BOLT, LINK, 12X82 .....	-	-	1	1	1	1	

F-20

REAR FENDER

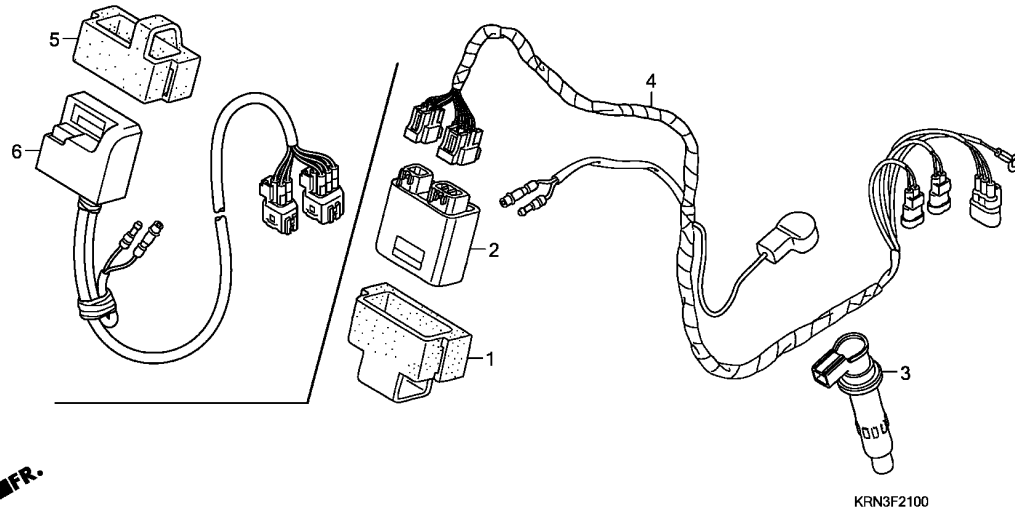
I13



Ref. No.	L.O.N.	(Relative ref. Number) Description	F.R.T.
2	(6)		
413102		FENDER, REAR .....	0.2

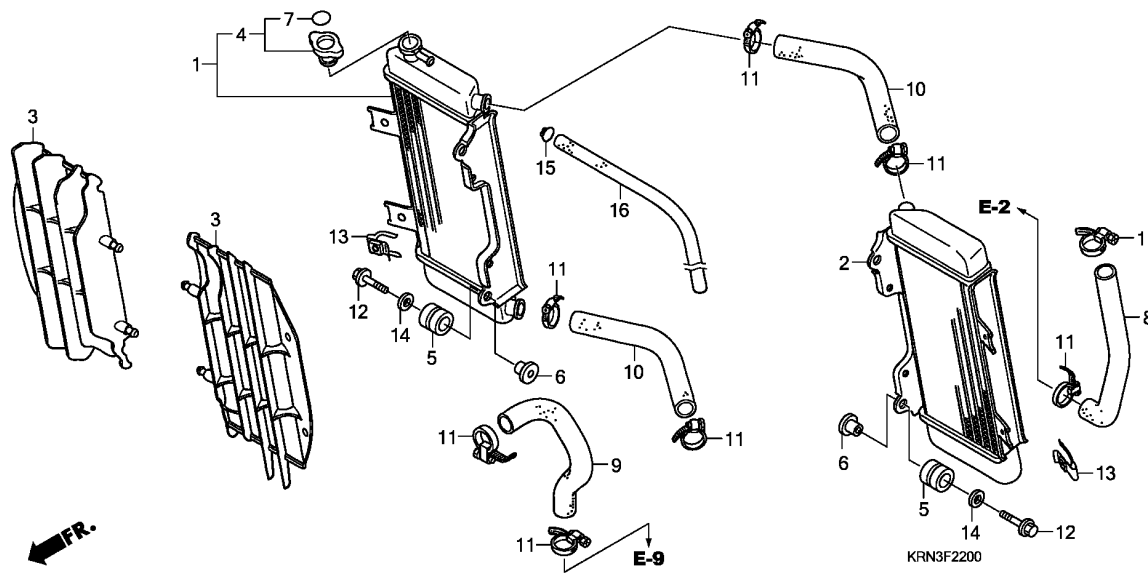
3

Ref. No.	Part No.	Description	Reqd. QTY					Serial No.	Parts catalogue code
			4	5	CRF250R 6 7	8	9		
1	61304-958-003	NUT, SPECIAL, 6X7 .....	2	2	-	-	-	-	
2	80101-KRN-000ZB	FENDER SET, RR. (WL) *R292R*.....EXTREME RED	1	-	-	-	-	-	
	80101-KRN-730ZA	*R292R*.....EXTREME RED	-	1	-	-	-	-	
3	90503-KRN-000	COLLAR, RR. FENDER .....	2	2	-	-	-	-	
4	94101-06800	WASHER, PLAIN, 6MM .....	2	2	-	-	-	-	
5	96001-06016-00	BOLT, FLANGE, 6X16 .....	4	4	-	-	-	-	
6	80101-KRN-850ZA	FENDER SET, RR. *TYPE1*(WL) -	-	-	1	1	-	-	
	80101-KRN-A10ZA	.....	-	-	-	-	1	-	
	80101-KRN-A30ZB	FENDER SET, RR. *TYPE2*(WL) -	-	-	-	-	-	1	
7	80111-KRN-850	COLLAR, RR. FENDER .....	-	-	4	4	4	4	
8	80112-KRN-850	HOLDER, RR. FENDER NUT .....	-	-	4	4	4	4	
9	90301-KRN-850	NUT, RR. FENDER .....	-	-	4	4	4	4	
10	96001-06016-00	BOLT, FLANGE, 6X16 .....	-	-	2	2	2	2	
11	96001-06025-00	BOLT, FLANGE, 6X25 .....	-	-	2	2	2	2	



Ref. No.	L.O.N.	(Relative ref. Number) Description	F.R.T.
2	6141A1	IGNITION CONTROL MODULE .....	0.4
3	6141B8	COIL, DIRECT IGNITION .....	0.5
4	611100	HARNESS, WIRE .....	0.5
	6111L3	HARNESS, WIRE(A) .....	0.2
.NOTE: '08, '09 model			
6	6141A1	IGNITION CONTROL MODULE .....	0.5

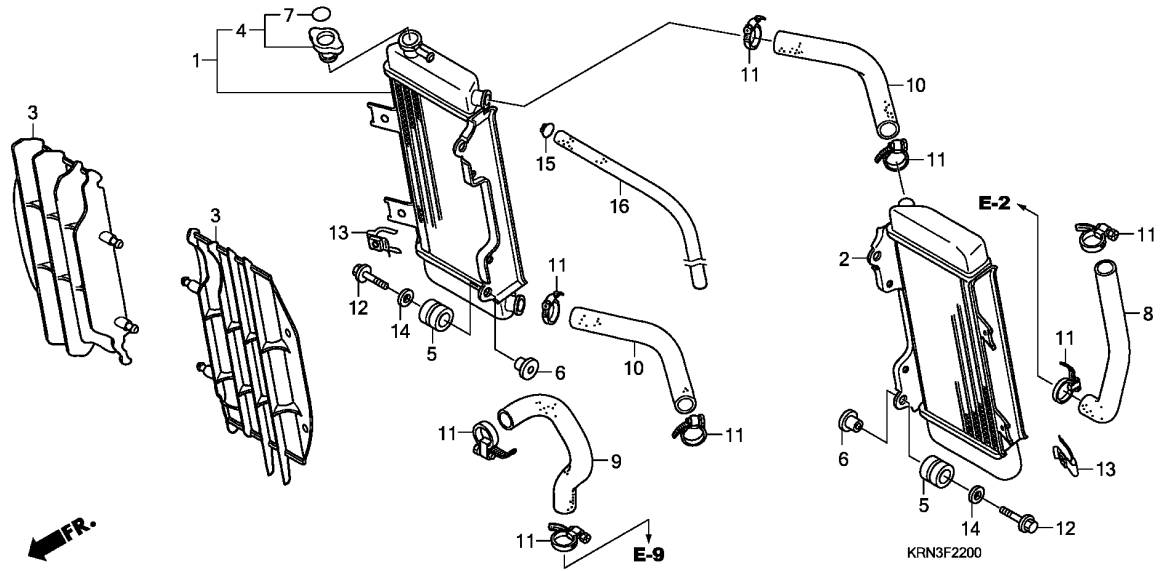
Ref. No.	Part No.	Description	Reqd. QTY					Serial No.	Parts catalogue code
			4	5	CRF250R		8		
1	30401-KRN-000	CUSHION, C.D.I. UNIT .....	1	1	1	-	-	-	
	30401-KRN-A00	.....	-	-	1	-	-	-	
2	30410-KRN-670	C.D.I. UNIT .....	1	-	-	-	-	-	
	30410-KRN-731	.....	-	1	-	-	-	-	
	30410-KRN-861	.....	-	-	1	-	-	-	
	30410-KRN-E01	.....	-	-	-	1	-	-	
3	30700-KRN-670	CAP ASSY., NOISE SUPPRESSOR .....	1	1	1	1	1	-	
	30700-KRN-671	.....	-	-	-	-	-	1	
4	32100-KRN-670	HARNESS, WIRE .....	1	1	1	1	-	-	
	32100-KRN-A10	.....	-	-	-	-	1	1	
5	30401-MEN-A10	CUSHION, C.D.I. UNIT .....	-	-	-	-	1	1	
6	30410-KRN-E11	C.D.I. UNIT .....	-	-	-	-	1	-	
	30410-KRN-E21	.....	-	-	-	-	-	1	



Ref. No.	L.O.N.	(Relative ref. Number) Description	F.R.T.
1	115102	RADIATOR :RIGHT	0.6
	1151A2	RADIATOR :BOTH	0.8
2	115101	RADIATOR :LEFT	0.6
	1151A2	RADIATOR :BOTH	0.8
3	1151B2	GRILLE, RADIATOR :LEFT	0.1
	1151B3	GRILLE, RADIATOR :RIGHT	0.1
	1151G3	GRILLE, RADIATOR :BOTH	0.1
4	1151B8	CAP, RADIATOR	0.1
8	114130	HOSE A, WATER	0.4
9	114131	HOSE B, WATER	0.4
10	1151J7	HOSE, CROSS WATER :UPPER	0.5
	1151H6	HOSE, CROSS WATER	0.4

3

Ref. No.	Part No.	Description	Reqd. QTY						Serial No.	Parts catalogue code
			4	5	6	7	8	9		
1	19010-KRN-640	RADIATOR, R.	1	-	-	-	-	-		
	19010-KRN-731	.....	-	1	-	-	-	-		
	19010-KRN-851	.....	-	-	1	-	-	-		
	19010-KRN-A01	.....	-	-	-	1	1	1		
2	19015-KRN-003	RADIATOR, L.	1	-	-	-	-	-		
	19015-KRN-731	.....	-	1	-	-	-	-		
	19015-KRN-851	.....	-	-	1	-	-	-		
	19015-KRN-A01	.....	-	-	-	1	1	1		
3	19033-KRN-000	GRILLE, RADIATOR	2	-	-	-	-	-		
	19033-KRN-010	.....	-	2	-	-	-	-		
	19033-KRN-850	.....	-	-	2	2	2	2		
4	19037-KRN-640	CAP COMP., RADIATOR	1	-	-	-	-	-		
	19037-KRN-641	.....	-	1	1	1	1	1		
5	19051-KRN-000	RUBBER, RADIATOR MOUNTING	4	4	4	4	4	4		
6	19052-MAC-680	COLLAR, RADIATOR MOUNTING	4	4	4	4	4	4		
7	19055-KRN-640	SEAL, RADIATOR CAP	1	-	-	-	-	-		
	(ENGLISH/FRENCH/JAPANESE)	.....	-	1	1	1	1	1		
	19055-KRN-641	.....	-	1	1	1	1	1		
8	19061-KRN-000	HOSE A, WATER	1	1	1	1	1	1		
9	19062-KRN-000	HOSE B, WATER	1	1	1	1	1	1		
10	19064-KRN-000	HOSE D, WATER	2	2	2	2	2	2		
11	19506-KS6-700	CLAMP B, WATER HOSE	8	8	8	8	8	8		
12	90001-GB4-000	BOLT, FLANGE, 6X23.5	4	4	4	4	4	4		
13	90303-KRN-000	NUT, CLIP, 6MM	2	2	2	2	2	2		
14	90403-KA3-830	WASHER, RADIATOR MOUNTING	4	4	4	4	4	4		
15	95002-02080	CLIP, TUBE (B8)	1	1	1	1	1	1		



Ref. No.	Part No.	Description	Reqd. QTY						Serial No.	Parts catalogue code
			4	5	6	7	8	9		
16	95003-14073-10	TUBE, VINYL, 6X9X730 (95003-14001-10M)	1	1	1	1	1	1		

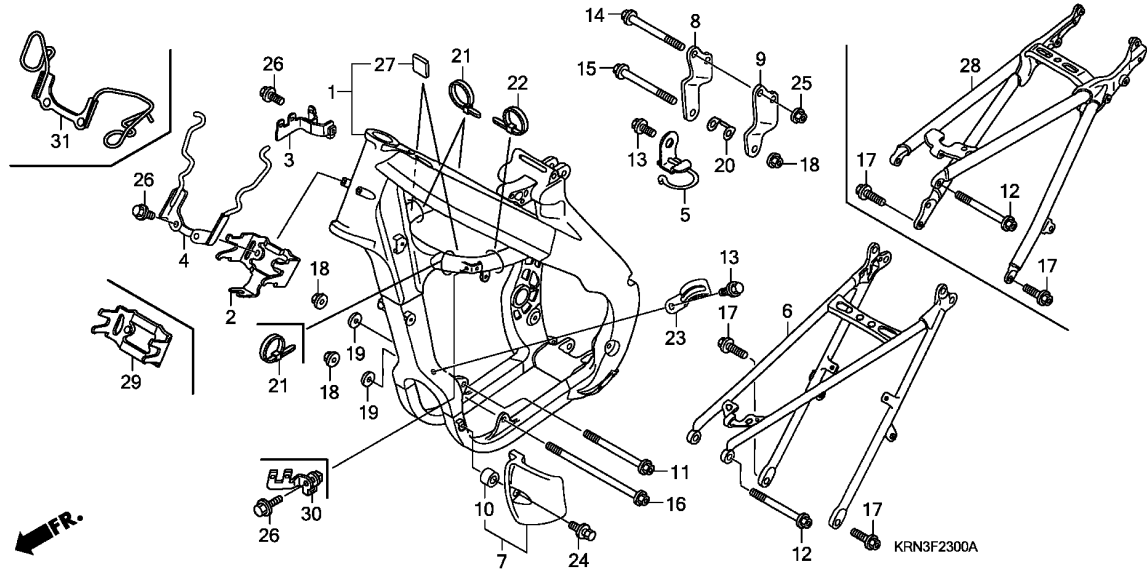




F-23

FRAME BODY

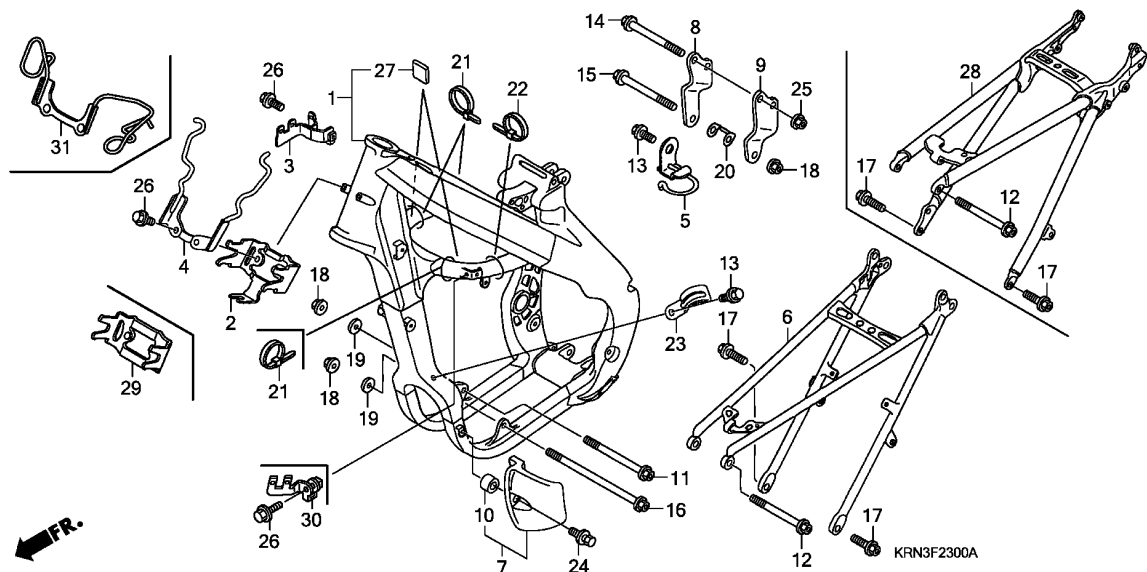
J 1



Ref. No.	L.O.N.	(Relative ref. Number) Description	F.R.T.
1	410100	BODY, FRAME ..... .INCLUDES: Engine removal and installation (28)	4.7
6	4101A5	FRAME :REAR .....	0.4
7	4101F5	GUARD, ENGINE :LEFT .....	0.1

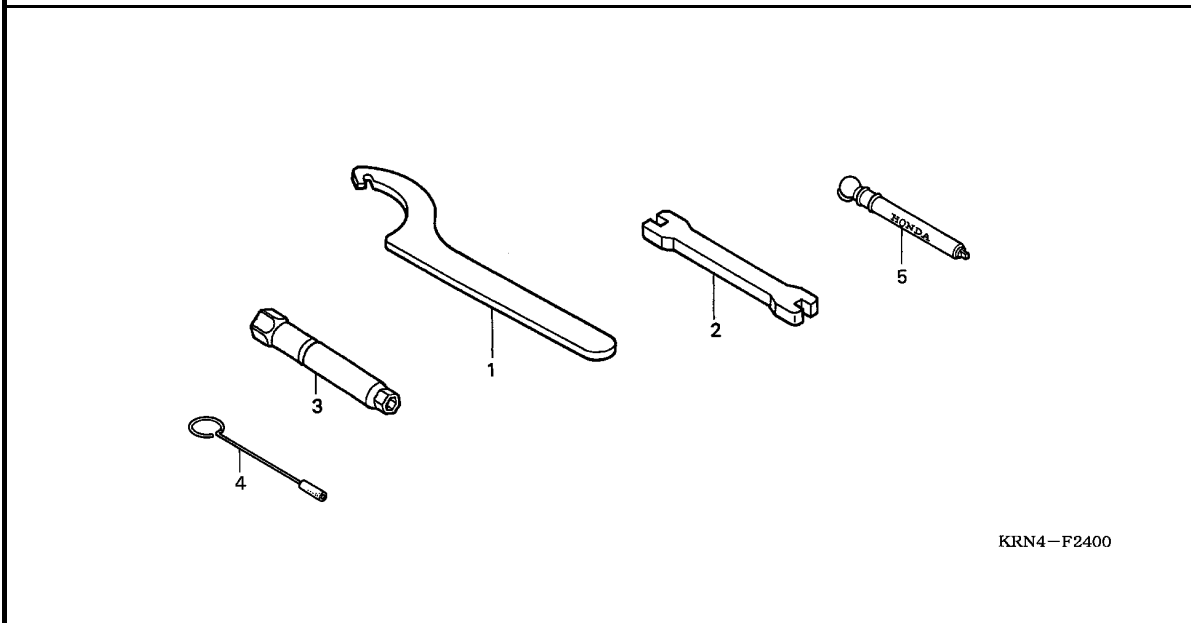
3

Ref. No.	Part No.	Description	Reqd. QTY						Serial No.	Parts catalogue code
			4	5	6	7	8	9		
1	50010-KRN-000	BODY SET, FRAME .....	1	-	-	-	-	-		
	50010-KRN-730	.....	-	1	-	-	-	-		
	50010-KRN-851	.....	-	-	1	-	-	-		
	50010-KRN-A00	.....	-	-	-	1	-	-		
	50010-KRN-A10	.....	-	-	-	-	1	1		
2	50124-KRN-000	BRACKET, C.D.I. UNIT .....	1	1	1	-	-	-		
3	50126-KRN-000	STAY, COUPLER .....	1	1	1	1	1	1		
4	50128-KRN-000	GUIDE, HARNESS .....	1	1	1	1	-	-		
5	50197-KRN-000	CLIP, FUEL TUBE .....	1	1	1	1	1	1		
6	50200-KRN-730	BODY COMP., RR. FRAME .....	1	1	-	-	-	-		
7	50360-KRN-000	GUARD, L. ENGINE .....	1	1	1	1	-	-		
	50360-KRN-A10	.....	-	-	-	-	1	1		
8	50407-KRN-000	BRACKET, R. HEAD HANGER .....	1	-	-	-	-	-		
	50407-KRN-730	.....	-	1	-	-	-	-		
	50407-KRN-850	.....	-	-	1	1	1	1		
9	50408-KRN-000	BRACKET, L. HEAD HANGER .....	1	-	-	-	-	-		
	50408-KRN-730	.....	-	1	-	-	-	-		
	50408-KRN-851	.....	-	-	1	1	1	1		
10	52156-353-300	COLLAR, 6X4 .....	1	1	1	1	1	1		
11	90101-KZ3-J20	BOLT, FLANGE, 10X117 .....	1	1	1	1	1	1		
12	90105-KRN-000	BOLT, FLANGE, 8X125 .....	1	1	1	1	1	1		
13	90106-KRN-000	BOLT, FLANGE, 5X12 .....	2	2	2	2	2	2		
14	90107-KRN-000	BOLT, FLANGE, 8X55 .....	2	2	2	2	2	2		
15	90109-KRN-000	BOLT, FLANGE, 10X58 .....	1	1	1	1	1	1		
16	90116-KW3-000	BOLT, FLANGE, 10X138 .....	1	1	1	1	1	1		
17	90122-KRN-000	BOLT, FLANGE, 10X26 .....	2	2	2	2	2	2		



Ref. No.	Part No.	Description	Reqd. QTY						Serial No.	Parts catalogue code
			4	5	CRF250R		8	9		
18	90302-KZ3-J40	NUT, FLANGE, 10MM .....	3	3	3	3	3	3		
19	90410-HC4-000	WASHER, 10MM .....	2	2	2	2	2	2		
20	90511-KRN-000	WASHER, HEAD HANGER PLATE ...	1	1	1	1	1	1		
21	90651-KV6-003	BAND, WIRE .....	2	2	2	2	3	3		
22	90652-KT1-771	BAND, WIRE (BLACK) .....	1	1	1	1	1	1		
23	91404-KRN-000	CLIP, 2X70 .....	1	1	1	1	1	1		
24	93404-06014-00	BOLT-WASHER, 6X14 .....	1	1	1	1	1	1		
25	94050-08000	NUT, FLANGE, 8MM .....	2	2	2	2	2	2		
26	96001-06012-00	BOLT, FLANGE, 6X12 .....	3	3	3	3	4	4		
27	50283-MR7-300	RUBBER, SEAT RAIL .....	2	2	2	-	-	-		
	50283-MEN-A00	RUBBER, TANK GUARD .....	-	-	-	2	2	2		
28	50200-KRN-850	BODY COMP., RR. FRAME .....	-	-	-	1	1	1		
29	50124-KRN-A00	BRACKET, C.D.I. UNIT .....	-	-	-	1	1	1		
30	50127-KRN-A10	STAY, L. COUPLER .....	-	-	-	-	1	1		
31	50128-MEN-A10	GUIDE, HARNESS .....	-	-	-	-	1	1		





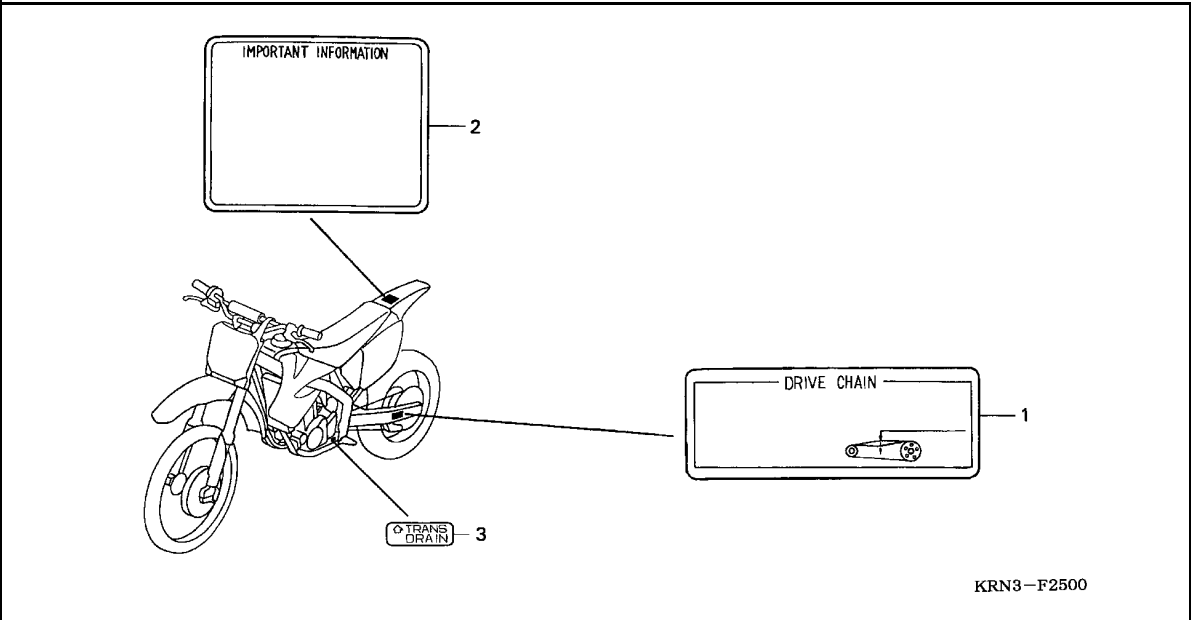
KRN4-F2400

Ref. L.O.N. (Relative ref. Number) F.R.T.  
No. Description

NO INFORMATION .....

3

Ref. No.	Part No.	Description	Reqd. QTY						Serial No.	Parts catalogue code
			4	5	CRF250R		8	9		
1	89201-KS6-810	SPANNER A, PIN .....	(2)	(2)	(2)	(2)	(2)	(2)		
2	89212-KZ4-J40	WRENCH, NIPPLE .....	1	1	1	1	1	1		
3	89216-MEB-670	WRENCH, PLUG (16MM) .....	1	-	-	-	-	-	----- ED,U	
			1	-	-	-	-	-	----- 4K011414 ED/A	
			1	-	-	-	-	-	----- 4K050514 U/A	
	89216-MY9-000	.....	1	-	-	-	-	-	4K011415 ----- ED/A	
			1	-	-	-	-	-	4K050515 ----- U/A	
			-	1	1	1	1	1		
4	89217-KRN-000	TOOL, CARBURETOR MAINTENANCE	1	1	1	1	-	-		
5	89301-KA4-811	GAUGE, AIR PRESSURE .....	(1)	(1)	(1)	(1)	(1)	(1)		

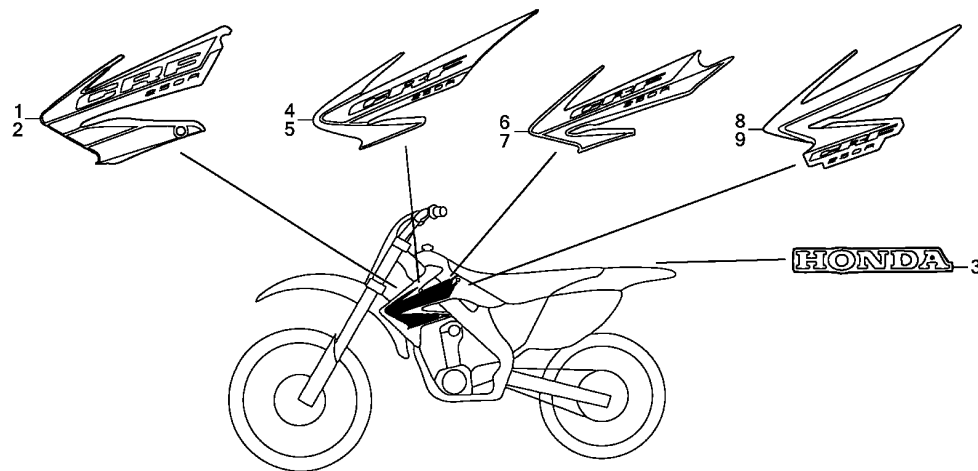


Ref. No.	L.O.N. (Relative ref. Number)	Description	F.R.T.
NO INFORMATION .....			

KRN3-F2500

Ref. No.	Part No.	Description	Reqd. QTY						Serial No.	Parts catalogue code
			4	5	CRF250R 6	7	8	9		
1	87507-KZ3-B10	LABEL, DRIVE CHAIN .....	1	1	1	1	1	1		
	87507-KZ3-B90	LABEL, DRIVE CHAIN (FRENCH) ..	1	1	1	1	1	1	-----	DE,DE/A,ED,ED/A,ED/B
2	87560-GBF-770	MARK, CAUTION .....	1	1	1	1	1	1		
	87560-ML3-970	MARK, CAUTION (FRENCH) .....	1	1	1	1	1	1	-----	DE,DE/A,ED,ED/A,ED/B
3	87564-KRN-000	LABEL, TRANSMISSION DRAIN ...	1	1	1	1	-	-		





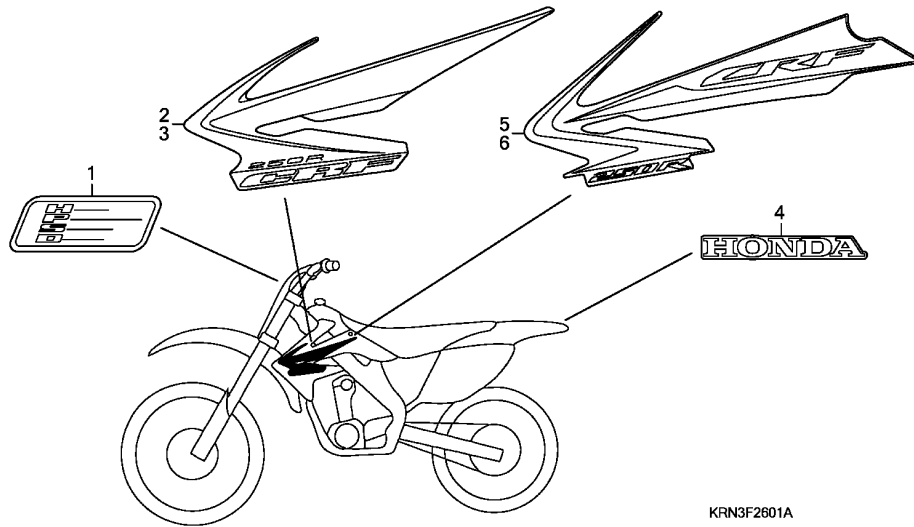
KRN3F2600

Ref. No.	L.O.N.	(Relative ref. Number)	Description	F.R.T.
----------	--------	------------------------	-------------	--------

NO INFORMATION .....

3

Ref. No.	Part No.	Description	Reqd. QTY					Serial No.	Parts catalogue code
			4	5	6	7	8		
1	87126-KRN-000ZA	MARK, R. RADIATOR SHROUD							
		*TYPE1*	1	-	-	-	-	-	
2	87127-KRN-000ZA	MARK, L. RADIATOR SHROUD							
		*TYPE1*	1	-	-	-	-	-	
3	87130-MBN-830ZA	MARK *TYPE1*(HONDA) .....	1	1	1	1	-	-	
4	87126-KRN-730ZA	MARK, R. RADIATOR SHROUD							
		*TYPE1*	-	1	-	-	-	-	
5	87127-KRN-730ZA	MARK, L. RADIATOR SHROUD							
		*TYPE1*	-	1	-	-	-	-	
6	87126-KRN-850ZA	MARK, R. RADIATOR SHROUD							
		*TYPE1*	-	-	1	-	-	-	
7	87127-KRN-850ZA	MARK, L. RADIATOR SHROUD							
		*TYPE1*	-	-	1	-	-	-	
8	87126-KRN-A00ZA	MARK, R. RADIATOR SHROUD							
		*TYPE1*	-	-	-	1	-	-	
9	87127-KRN-A00ZA	MARK, L. RADIATOR SHROUD							
		*TYPE1*	-	-	-	1	-	-	



Ref. L.O.N. (Relative ref. Number) F.R.T.  
No. Description

NO INFORMATION .....

Ref. No.	Part No.	Description	Reqd. QTY						Serial No.	Parts catalogue code
			4	5	6	7	8	9		
1	61139-MEN-A10ZA	MARK, STEERING DAMPER *TYPE1*	-	-	-	-	1	1		
2	87126-KRN-A10ZA	MARK, R. RADIATOR SHROUD *TYPE1*	-	-	-	-	1	-		
3	87127-KRN-A10ZA	MARK, L. RADIATOR SHROUD *TYPE1*	-	-	-	-	1	-		
4	87130-MBN-830ZA	MARK *TYPE1*(HONDA) .....	-	-	-	-	1	-		
	87130-KPS-A20ZA	MARK *TYPE2*(HONDA) .....	-	-	-	-	-	1		
5	87126-KRN-A30ZA	MARK, R. RADIATOR SHROUD *TYPE1*	-	-	-	-	-	1		
6	87127-KRN-A30ZA	MARK, L. RADIATOR SHROUD *TYPE1*	-	-	-	-	-	1		



# PART NO. INDEX

K 2

Part Number	Address	Page	Ref.	Part Number	Address	Page	Ref.	Part Number	Address	Page	Ref.	Part Number	Address	Page	Ref.	Part Number	Address	Page	Ref.
15201-KRN-670	E13	52	1	16046-MEB-671	E15	54	16	16202-KRN-E12	E16	55	35		F3	58	3		H13	90	15
15201-KRN-730	E13	52	14	16060-KRN-671	E15	54	17		F4	59	3	16232-KRN-851	E16	55	35	17372-KRN-000	H11	88	14
15220-MEB-770	D16	39	4	16075-KRN-851	F2	57	48	16202-KRN-E31	E16	55	35		F3	58	3		H13	90	16
15331-324-000	D14	37	3	16076-ND5-004	F2	57	46		F4	59	3	16232-KRN-E11	E16	55	35	17374-KRN-000	H11	88	15
15332-324-000	D14	37	4	16080-HP1-601	E15	54	18	16202-MEN-671	E16	55	35		F4	59	3		H13	90	17
15412-MEN-671	D16	39	5	16080-MEB-671	E15	54	18		F3	58	3	16232-KRN-E31	F1	56	35	17375-KRN-000	H11	88	16
15414-MEB-670	D16	39	6	16081-KRN-671	E15	54	19	16203-KRN-851	E16	55	35		F4	59	3		H13	90	18
15421-KKO-000	E3	42	6	16083-MEB-671	E15	54	20	16203-KRN-A01	E16	55	35	16232-MEN-671	E16	55	35	17375-KRN-A10	H13	90	18
15611-KA4-710	D11	34	6	16088-KRN-A01	F2	57	50		F4	59	3		F3	58	3	17509-KZ3-B00	H7	84	4
15650-KRN-670	D16	39	7	16100-KRN-671	E15	54	21	16203-KRN-E01	E16	55	35	16233-KRN-851	E16	55	35	17510-KRN-000	H7	84	5
15707-634-000	H11	88	23	16100-KRN-734	E15	54	21	16203-KRN-E12	E16	55	35		F3	58	3	17510-KRN-730	H7	84	5
	H13	90	1	16100-KRN-861	E15	54	21	16203-KRN-E31	E16	55	35	16233-KRN-E11	E16	55	35	17512-KRN-000	H7	84	6
15771-551-000	H11	88	1	16100-KRN-E02	E15	54	21	16203-MEN-671	E16	55	35		F4	59	3	17512-KRN-010	H7	84	6
	H13	90	2	16100-KRN-E12	E15	54	21		F3	58	3	16233-KRN-E31	F1	56	35	17515-KRN-000	H7	84	7
				16100-KRN-E31	E15	54	21	16204-KRN-851	E16	55	35		F4	59	3	17516-KZ3-B00	H7	84	8
16000				16112-HP1-A01	E15	54	22		F3	58	3	16233-MEN-671	E16	55	35	17518-KZ4-710	H7	84	9
				16112-MEB-671	E15	54	22	16204-KRN-A01	E16	55	35		F3	58	3	17521-KZ4-J20	H7	84	10
16010-KRN-671	E14	53	1	16112-MEY-A11	E15	54	22		F4	59	3	16234-KRN-851	E16	55	35	17620-MEB-670	H7	84	11
16010-KSC-671	F2	57	44	16157-MEN-671	E15	54	23	16204-KRN-E01	E16	55	35		F3	58	3	17624-KT1-780	H7	84	12
16011-KZ3-J11	E14	53	2	16157-MEN-A01	E15	54	23		F4	59	3	16234-KRN-E11	E16	55	35	17681-KRN-000	H7	84	13
16011-MEN-851	E14	53	2	16163-MEB-671	E15	54	24	16204-KRN-E12	E16	55	35		F4	59	3	17684-KRN-000	H7	84	14
16013-KRN-851	E14	53	3		F3	58	2		F4	59	3	16234-KRN-E31	F1	56	35	17724-102-700	H11	88	17
16013-MEB-671	E14	53	3	16165-KRN-A01	E15	54	25	16204-KRN-E31	E16	55	35		F4	59	3		H13	90	19
16014-KRN-671	E14	53	4	16165-MEB-671	E15	54	25		F4	59	3	16234-MEN-671	E16	55	35	17900-KRN-A00	G2	63	31
16014-KRN-731	E14	53	4	16165-MEN-851	E15	54	25	16204-MEN-671	E16	55	35		F3	58	3	17910-KRN-000	G1	62	1
16014-KRN-A01	F2	57	51	16165-MEN-A01	E15	54	25		F3	58	3	16950-KRN-003	H7	84	1	17913-KB7-000	G1	62	2
16015-KRN-731	E14	53	5	16172-MEB-671	E15	54	26	16205-KRN-851	E16	55	35	16955-MEB-671	H7	84	2	17920-KRN-000	G1	62	3
16015-KRN-851	F2	57	45	16177-MEB-671	E16	55	27		F3	58	3	16959-MY1-000	H11	88	2	17950-KRN-000	G1	62	4
16015-KRN-A01	F2	57	45	16178-548-004	F2	57	49	16205-KRN-A01	E16	55	35		H13	90	3	17950-MEN-A10	G1	62	4
16015-MEN-671	E14	53	5	16178-MEB-671	E16	55	28		F4	59	3	16997-467-000	H7	84	3				
16016-KRN-A01	E14	53	6	16178-MEN-851	E16	55	29	16205-KRN-E01	E16	55	35					18000			
16016-KSC-671	E14	53	6	16179-KZ4-690	E16	55	29		F4	59	3	17000							
16016-MEB-671	E14	53	6	16185-KRN-851	E16	55	30	16205-KRN-E12	E16	55	35					18291-MM5-860	F5	60	1
16018-MEB-671	E14	53	7	16185-MEN-671	E16	55	30		F4	59	3	17212-MEN-670	H11	88	3		H15	92	1
16018-MEY-A11	E14	53	7	16196-MEB-671	E16	55	31	16205-KRN-E31	F1	56	35		H13	90	4		H16	93	1
16019-MEB-671	E14	53	8	16196-MEN-851	E16	55	31		F4	59	3	17213-KRN-850	H13	90	5		I1	94	1
16020-KRN-671	F3	58	1	16197-MEB-671	E16	55	32	16205-MEN-671	E16	55	35	17213-MEB-770	H11	88	4		I3	96	1
16020-KRN-732	F3	58	1	16198-MEB-671	E16	55	33		F3	58	3	17214-MEN-670	H11	88	5	18310-KRN-000	H15	92	2
16020-KRN-861	F3	58	1	16199-MEB-671	E16	55	34	16211-KRN-670	D2	25	5		H13	90	6	18310-KRN-730	H16	93	2
16020-KRN-E01	F3	58	1	16201-KRN-731	E16	55	35	16211-KRN-850	D2	25	5	17217-MEB-770	H11	88	6	18310-KRN-862	I1	94	2
16020-KRN-E12	F3	58	1		F3	58	3	16218-MCJ-000	D2	25	6		H13	90	7	18310-KRN-E00	I3	96	2
16020-KRN-E32	F3	58	1	16201-KRN-851	E16	55	35	16222-MV4-300	D2	25	7	17218-KRN-000	H11	88	7	18310-KRN-E10	I3	96	2
16021-KRN-671	E14	53	9		F3	58	3	16229-KRN-731	E16	55	35	17218-KRN-850	H13	90	8	18317-KRN-850	I1	94	3
16021-KRN-731	E14	53	9	16201-KRN-A01	E16	55	35		F3	58	3	17218-KRN-A20	H13	90	8		I3	96	3
16021-KRN-851	E14	53	9		F3	58	3	16230-KRN-851	E16	55	35	17230-KRN-850	H13	90	9	18317-KRN-E10	I3	96	3
16021-MEN-A01	E14	53	9	16201-KRN-E01	E16	55	35		F3	58	3	17250-KRN-000	H11	88	8	18320-KRN-000	H15	92	3
16022-KRN-851	F2	57	47		F4	59	3	16230-KRN-E12	E16	55	35	17250-KRN-730	H11	88	8	18320-KRN-730	H16	93	3
16023-KRN-851	F2	57	47	16201-KRN-E12	E16	55	35		F4	59	3	17250-KRN-850	H13	90	10	18320-KRN-850	I1	94	4
16028-MEB-671	E14	53	10		F4	59	3	16230-KRN-E31	F1	56	35	17250-KRN-A10	H14	91	28	18320-KRN-A00	I3	96	4
16028-MEN-A01	E14	53	10	16201-KRN-E31	E16	55	35		F4	59	3	17250-KRN-A30	H14	91	28	18320-KRN-A10	I3	96	4
16029-MEB-671	E14	53	11		F4	59	3	16230-MEN-671	E16	55	35	17253-KRN-000	H11	88	9	18323-KRN-000	H15	92	4
16029-MEY-A11	E14	53	11	16201-MEN-671	E16	55	35		F3	58	3	17253-KRN-850	H13	90	11		H16	93	4
16032-KRN-A11	E14	53	12		F3	58	3	16231-KRN-851	E16	55	35	17291-MEB-670	H11	88	10		I1	94	5
16032-MEB-671	E14	53	12	16202-KRN-851	E16	55	35		F3	58	3		H13	90	12		I3	96	5
16032-MEN-A01	E14	53	12		F3	58	3	16231-KRN-E11	E16	55	35	17358-KRN-000	H11	88	11	18323-KSC-A30	I3	96	5
16033-MEB-671	E14	53	13	16202-KRN-A01	E16	55	35		F4	59	3		H13	90	13	18324-KRN-000	H15	92	5
16033-MEN-A01	E15	54	13		F4	59	3	16231-KRN-E31	F1	56	35	17359-MAG-L00	H11	88	12	18324-MEB-670	H15	92	6
16037-MEB-671	E15	54	14	16202-KRN-E01	E16	55	35		F4	59	3		H13	90	14		H16	93	5
16038-KRN-671	E15	54	15		F4	59	3	16231-MEN-671	E16	55	35	17370-419-700	H11	88	13		I1	94	6

4



# PART NO. INDEX

K 3

Part Number	Address	Page	Ref.	Part Number	Address	Page	Ref.	Part Number	Address	Page	Ref.	Part Number	Address	Page	Ref.	Part Number	Address	Page	Ref.
18326-KRN-A00	I3	96	6	18410-KRN-861	I1	94	23	22000				23472-KZ4-000	E9	48	15	28302-KRN-000	I15	98	3
18327-KRN-730	H16	93	6	18410-KRN-E00	I4	97	24					23481-KRN-670	E9	48	16	28306-MEN-670	I15	98	4
	I1	94	7	18410-KRN-E10	I4	97	24	22100-KRN-670	D12	35	3	23491-KRN-670	E9	48	17	28333-KK0-000	I15	98	5
	I3	96	7	18601-MBW-003	E3	42	7	22100-KRN-A00	D12	35	3	23491-KRN-A00	E9	48	17				
18328-KRN-A00	I3	96	8					22120-KRN-A00	D12	35	4	23491-KRN-A30	E9	48	17	30000			
18332-KRN-300	H15	92	7	19000				22120-KZ4-A90	D12	35	4	23801-KSR-A00	E9	48	18				
18332-KRN-730	H16	93	7					22125-435-000	D13	36	23	23802-KSC-670	E10	49	39	30401-KRN-000	I14	107	1
18334-ML3-680	H7	84	15	19010-KRN-640	I15	108	1	22201-KRN-670	D12	35	5	23810-KRN-670	D16	39	9	30401-KRN-A00	I14	107	1
18336-KRN-000	H15	92	8	19010-KRN-731	I15	108	1					23810-KRN-A20	D16	39	9	30401-MEN-A10	I14	107	5
18336-KRN-730	H16	93	8	19010-KRN-851	I15	108	1	22201-KRN-A10	D12	35	5	23812-KRN-670	D16	39	10	30410-KRN-670	I14	107	2
18336-KRN-860	I1	94	8	19010-KRN-A01	I15	108	1	22202-KSC-670	D13	36	24					30410-KRN-731	I14	107	2
18336-KRN-E00	I3	96	9	19015-KRN-003	I15	108	2	22321-KFO-770	D12	35	6	24000				30410-KRN-861	I14	107	2
18336-KRN-E10	I3	96	9	19015-KRN-731	I15	108	2	22351-KRN-A10	D12	35	7					30410-KRN-E01	I14	107	2
18337-KRN-850	I1	94	9	19015-KRN-851	I15	108	2	22351-KZ4-A90	D12	35	7	24211-KRN-670	E11	50	1	30410-KRN-E11	I14	107	6
	I3	96	10	19015-KRN-A01	I15	108	2	22352-KRN-670	D12	35	8	24211-KRN-730	E11	50	1	30410-KRN-E21	I14	107	6
18337-KRN-A10	I3	96	10	19033-KRN-000	I15	108	3	22401-KRN-730	D12	35	9	24221-KRN-670	E11	50	2	30700-KRN-670	I14	107	3
18350-KRN-000	H15	92	9	19033-KRN-010	I15	108	3	22401-KRN-A10	D12	35	9	24221-KRN-730	E11	50	2	30700-KRN-671	I14	107	3
18350-KRN-730	H16	93	9	19033-KRN-850	I15	108	3	22401-KZ4-A90	D12	35	9	24231-KRN-670	E11	50	3				
18350-KRN-860	I1	94	10	19037-KRN-640	I15	108	4	22402-435-000	D13	36	25	24231-KRN-730	E11	50	3	31000			
18350-KRN-E00	I3	96	11	19037-KRN-641	I15	108	4	22810-KRN-670	E3	42	8	24241-KSC-670	E11	50	4				
18350-KRN-E10	I3	96	11	19051-KRN-000	I15	108	5	22810-KRN-730	E3	42	8	24241-MEN-670	E11	50	4	31110-KRN-670	E2	41	9
18351-KRN-000	H15	92	10	19052-MAC-680	I15	108	6	22813-KRN-670	E3	42	9	24242-KSC-670	E11	50	5	31120-KRN-670	E2	41	2
18351-KRN-730	H16	93	10	19055-KRN-640	I15	108	7	22838-KRN-670	D16	39	8	24265-KA3-760	E11	50	5	31911-KRN-731	D2	25	9
18351-KRN-850	I1	94	11	19055-KRN-641	I15	108	7	22850-KZ4-A90	D12	35	10	24311-KRN-670	E11	50	6	31911-MBW-E11	D2	25	9
18351-KRN-A00	I3	96	12	19061-KRN-000	I15	108	8	22870-KRN-000	G1	62	5	24311-KRN-A00	E11	50	6	31912-KRN-731	D2	25	9
18351-KRN-E10	I3	96	12	19062-KRN-000	I15	108	9	22870-KRN-A10	G1	62	5	24311-KRN-A30	E11	50	6	31912-MBW-E11	D2	25	9
18352-KRN-000	H15	92	11	19064-KRN-000	I15	108	10					24311-KSC-670	E11	50	6	31921-MBW-E12	D2	25	9
	H16	93	11	19071-KRN-000ZA H7	H7	84	16	23000				24312-KA3-741	E11	50	7	31922-MBW-E12	D2	25	9
18352-KRN-862	I1	94	12	19071-KRN-730ZA H7	H7	84	16	23121-KRN-670	D12	35	11	24312-KRN-A30	E11	50	7				
	I3	96	13	19071-KRN-850ZA H7	H7	84	16	23121-KRN-A00	D12	35	11	24315-HA0-000	E11	50	8	32000			
18352-KRN-E10	I3	96	13	19071-KRN-A00ZA H7	H7	84	16	23210-KRN-670	E8	47	1	24321-KZ4-620	E11	50	9				
18353-KRN-860	I1	94	13	19071-KRN-A10ZA H8	H8	85	16	23210-KRN-A00	E8	47	1	24322-MM4-000	E11	50	10	32100-KRN-670	I14	107	4
18353-KRN-E00	I3	96	14	19071-KRN-A30ZA H8	H8	85	16	23210-KRN-A10	E8	47	1	24324-KA3-711	E11	50	11	32100-KRN-A10	I14	107	4
18353-KRN-E10	I3	96	14	19072-KRN-000ZA H8	H8	85	17	23221-KRN-670	E8	47	2	24325-KA3-711	E11	50	12	32112-KRN-670	E2	41	3
18354-KRN-850	I1	94	14	19072-KRN-730ZA H8	H8	85	17	23221-KRN-730	E8	47	2	24326-KBH-901	E11	50	13	32171-GF9-621	G2	63	30
18354-KRN-A00	I3	96	15	19072-KRN-850ZA H8	H8	85	17	23221-KRN-A00	E8	47	2	24328-KRN-670	E11	50	14				
18354-KRN-E10	I3	96	15	19072-KRN-A00ZA H8	H8	85	17	23221-KRN-A10	E8	47	2	24329-KA3-740	E11	50	15	35000			
18355-KRN-861	I1	94	15	19072-KRN-A10ZA H8	H8	85	17	23221-KRN-A30	E8	47	2	24430-KA3-740	E11	50	16				
	I4	97	16	19072-KRN-A30ZA H8	H8	85	17	23225-KSC-670	E8	47	3	24430-KRN-A30	E12	51	16	35130-MEB-670	G1	62	6
18355-KRN-E10	I4	97	16	19215-KRN-670	D15	38	1	23225-KSR-A00	E8	47	3	24435-KSE-670	E12	51	17				
18374-MG7-701	H15	92	12	19215-KRN-A00	D15	38	1	23411-KRN-670	E8	47	4	24435-KZ4-690	E12	51	17	40000			
	H16	93	12	19221-KRN-670	D15	38	2	23413-KZ4-J00	E8	47	5	24610-KRN-670	E12	51	18				
	I1	94	16	19221-KRN-A00	D15	38	2	23421-KRN-670	E8	47	6	24610-KRN-730	E12	51	18	40530-KRN-A12	I17	100	1
18374-MLO-000	I1	94	17	19226-KRN-670	D15	38	3	23431-KRN-670	E8	47	7	24651-MEB-670	E12	51	19	40530-KRN-A31	I17	100	1
	I4	97	18					23431-KRN-A30	E8	47	7	24652-HA0-000	E12	51	20	40530-KZ3-J31	I17	100	1
18374-ML4-003	I1	94	18	19240-KRN-670	D15	38	4	23432-KRN-730	E8	47	8	24700-KRN-000	I15	98	1	40531-KRN-A12	I17	100	2
	I4	97	19	19245-KRN-670	E7	46	3	23432-KSR-A00	E8	47	8					40531-KRN-A31	I17	100	2
18380-KRN-860	I1	94	19	19245-KRN-671	E7	46	3	23441-KRN-670	E8	47	9	28000				40531-KZ4-J31	I17	100	2
18380-KRN-E00	I4	97	20	19506-KS6-700	I15	108	11	23441-KRN-A00	E8	47	9	28210-KRN-670	E13	52	2	40540-KRN-A31	I17	100	1
18380-KRN-E10	I4	97	20	19508-KA3-710	H15	92	14	23441-KRN-A30	E8	47	9	28230-KRN-670	E13	52	3	40540-KRN-A32	I17	100	1
18391-ML8-000	I1	94	20					23451-KRN-670	E8	47	10	28237-KZ4-A10	D12	35	12	40540-MEN-003	I17	100	1
	I4	97	21					23451-KRN-A30	E8	47	10	28241-KA3-710	E13	52	4				
18392-HA7-710	I1	94	21	19509-MM5-003	H16	93	15	23452-KRN-670	E8	47	11	28242-KA3-710	E13	52	5	41000			
	I4	97	22					23452-KSC-670	E8	47	11	28251-KZ4-000	E13	52	6	41201-MEY-000	H5	82	3
18392-MK4-000	H15	92	13					23461-KRN-670	E8	47	12	28261-KA3-710	E13	52	7	41202-KZ4-J20	H5	82	3
	H16	93	13	19523-KRN-730	D2	25	8	23461-KRN-A30	E8	47	12	28262-KS6-701	E13	52	8	41203-KZ3-J20	H5	82	3
	I1	94	22	19523-MEB-670	D2	25	8	23462-KZ4-J00	E9	48	13	28282-KZ4-B00	E13	52	9	41203-KZ4-J30	H5	82	3
	I4	97	23					23471-KRN-670	E9	48	14	28300-KRN-000	I15	98	2	41231-KZ4-J20	H5	82	4
								23471-KRN-A30	E9	48	14								

4

# PART NO. INDEX

K 4

Part Number	Address	Page	Ref.	Part Number	Address	Page	Ref.	Part Number	Address	Page	Ref.	Part Number	Address	Page	Ref.
42000				43520-KZ4-J42	H3	80	5	45203-MG3-016	G13	74	13	50408-KRN-000	J1	110	9
42301-KRN-A30	H5	82	5	43520-KZ4-J43	H3	80	5	45215-HA5-672	G13	74	14	50408-KRN-730	J1	110	9
42301-KZ4-J40	H5	82	5	43521-KZ4-J41	H3	80	6	45351-KRN-A30	G16	77	25	50408-KRN-851	J1	110	9
42305-KRN-A30	H5	82	6	43522-KZ4-J41	H3	80	7	45351-KZ4-J30	G15	76	14	50500-KA3-820	I6	99	1
42305-KZ4-J40	H5	82	6	43530-KZ4-J41	H3	80	8	45351-MEN-A10	G16	77	24	50530-KZ4-J40	I6	99	2
42306-KZ4-J20	H5	82	7					45461-MEN-000	G10	71	1	50603-KZ4-J40	I6	99	3
42311-KRN-A30	H5	82	8	44000				45462-MEN-000	G10	71	2	50610-MEN-670	I6	99	4
42311-KZ4-J40	H5	82	8	44301-MEN-000	G14	75	3	45468-KS7-830	G6	67	1	50610-MEN-671	I6	99	4
42620-KZ4-J20	H5	82	9	44311-KZ4-J40	G14	75	4		G7	68	1	50611-MEN-670	I6	99	5
42635-KRN-710	H5	82	10	44312-KRN-A30	G14	75	5	45504-KN5-006	G3	64	2	50611-MEN-671	I6	99	5
42635-MEN-000	H5	82	10	44312-MEN-000	G14	75	5	45504-MEN-J01	G4	65	22	50616-MEN-670	I6	99	6
42650-KRN-000	H5	82	11	44620-KRN-A30	G14	75	6	45510-KCE-671	G3	64	3	50617-KZ4-J40	I6	99	7
42650-KRN-710	H5	82	11	44620-MAC-680	G14	75	6	45510-MEN-J01	G3	64	3	50618-KZ4-J40	I6	99	8
42650-KRN-A10	H5	82	11	44635-KRN-A30	G14	75	7	45513-KCE-671	G3	64	4	50642-MEN-670	I6	99	9
42701-KRN-003	H5	82	12	44635-MAC-680	G14	75	7	45517-GW0-751	G3	64	5				
42701-KRN-A11	H6	83	12	44635-MEN-840	G14	75	7	45518-KA3-731	G3	64	6	51000			
42711-KRN-E21	H6	83	13	44650-KRN-A30	G14	75	8	45518-MEN-J01	G3	64	6	51401-KRN-003	G10	71	3
42711-KSR-D02	H6	83	13	44650-KZ3-810	G14	75	8	45520-KA3-731	G3	64	7	51401-KRN-A11	G10	71	3
42711-KSR-J01	H6	83	13	44650-MEN-000	G14	75	8	45523-KA3-731	G3	64	8	51401-KZ3-J21	G10	71	3
42712-KRN-E21	H6	83	14	44650-MEN-840	G14	75	8	45523-MEB-003	G3	64	9	51401-MEB-003	G10	71	3
42712-MEB-771	H6	83	14	44650-MEN-A10	G14	75	8	45525-MEN-J01	G4	65	23	51402-KRN-A11	G10	71	3
42713-MEB-771	H6	83	15	44701-KZ3-811	G14	75	9	45530-KCE-671	G3	64	10	51402-MEB-751	G10	71	3
42714-KA3-710	G14	75	2	44701-MEN-003	G14	75	9	45530-MEN-J01	G3	64	10	51403-KRN-A11	G10	71	3
42715-KA2-680	H6	83	16	44701-MEN-A11	G14	75	9					51403-KRN-A11	G10	71	3
42717-329-000	H6	83	18	44711-KRN-E21	G15	76	10	46000				51403-KRN-A11	G10	71	3
				44711-KZ4-811	G15	76	10	46182-500-013	H3	80	9	51403-KRN-A11	G10	71	3
				44711-MEB-771	G14	75	10	46182-MEL-D21	H4	81	9	51410-MEN-003	G10	71	4
				44711-MEN-004	G14	75	10	46504-KZ4-J41	H4	81	10	51410-MEN-841	G10	71	4
43000				44711-MEN-J01	G14	75	10	46510-KRN-000	I5	98	6	51410-MEN-A11	G10	71	4
43108-KZ4-J41	H1	78	3	44712-300-004	H6	83	14	46510-KRN-000	I5	98	6	51412-KRN-711	G10	71	5
43112-KZ4-J41	H1	78	4	44712-400-004	G15	76	11	46511-KZ4-J00	I5	98	7	51412-KZ3-B01	G10	71	5
43131-KW3-006	H1	78	5	44712-KRN-E21	G15	76	11	46513-KRN-000	I5	98	8	51414-KRN-A31	G10	71	6
43150-KRN-711	H1	78	6	44712-KZ4-811	G15	76	11	46513-KRN-730	I5	98	8	51414-KZ3-B01	G10	71	6
43150-KZ4-J41	H1	78	6	44712-MEB-771	G15	76	11	46515-MN1-670	I5	98	17	51415-KRN-A31	G10	71	7
43190-KRN-711	H1	78	7	44713-300-004	H6	83	15	46515-KRN-000	I5	98	8	51415-KZ3-B01	G10	71	7
43190-KZ4-J41	H1	78	7	44713-KS6-641	G15	76	12	46513-KRN-730	I5	98	8	51420-KRN-711	G10	71	8
43215-KZ4-J41	H1	78	8	44713-KZ4-811	G15	76	12	46525-KK0-003	I5	98	9	51420-KRN-A11	G10	71	8
43310-KRN-A11	H3	80	1	44713-MEB-771	G15	76	12					51420-KRN-A31	G11	72	8
43310-KZ4-J41	H3	80	1	44715-MA0-770	G15	76	13	50000				51420-KSC-A01	G10	71	8
43330-KRN-A30ZA	H2	79	18					50010-KRN-000	J1	110	1	51420-KSK-003	G10	71	8
43330-KZ4-J40ZA	H1	78	9	45000				50010-KRN-A00	J1	110	1	51430-KRN-711	G11	72	9
43340-KZ4-J40ZA	H1	78	10	45105-MY6-405	G13	74	4	50010-KRN-A10	J1	110	1	51430-KRN-841	G11	72	9
43340-MEY-000ZA	H1	78	10	45105-MY6-415	G13	74	4	50010-KRN-851	J1	110	1	51430-KRN-A31	G11	72	9
43351-KRN-A30	H6	83	33	45107-KZ4-J31	G13	74	5	50010-KRN-A00	J1	110	1	51430-MEN-003	G11	72	9
43351-KZ4-J40	H6	83	19	45107-MCT-006	H1	78	13	50010-KRN-A10	J1	110	1	51430-MEN-A11	G11	72	9
43351-MEN-A10	H6	83	32	45108-MY1-006	G13	74	6	50124-KRN-000	J2	111	29	51430-MEN-D11	G11	72	9
43352-568-003	G13	74	2	45111-MAJ-G41	H1	78	14	50126-KRN-000	J1	110	3	51431-KRN-A31	G11	72	10
43353-461-771	G13	74	3	45112-KS6-701	G13	74	7	50127-KRN-000	J2	111	30	51431-KZ3-B01	G11	72	10
				45125-KRN-A31	G3	64	1	50128-KRN-A10	J1	110	4	51431-MEN-D11	G11	72	10
				45125-MEN-003	G3	64	1	50128-KRN-000	J1	110	4	51437-KZ3-J41	G11	72	11
43468-KZ3-B00	H7	100	3	45131-HA5-672	G13	74	8	50128-MEN-A10	J2	111	31	51437-MEN-A11	G11	72	11
43500-KZ4-J42	H3	80	2	45132-166-016	G13	74	9	50197-KRN-000	J1	110	5	51440-KRN-711	G11	72	12
43500-KZ4-J43	H3	80	2					50200-KRN-730	J1	110	6	51440-KRN-003	G11	72	12
43504-MB2-006	H3	80	3	45133-MA3-006	G13	74	10	50200-KRN-850	J2	111	28	51447-KZ3-003	G11	72	13
43513-KZ4-J41	H3	80	4					50283-MEN-A00	J2	111	27	51450-KRN-003	G11	72	14
43514-KS6-701	H12	89	26					50283-MR7-300	J2	111	27	51450-KRN-711	G11	72	14
	H13	90	20	45150-MEN-006	G13	74	11	50360-KRN-000	J1	110	7	51450-KRN-841	G11	72	14
				45190-MEN-006	G13	74	12	50360-KRN-A10	J1	110	7	51450-KRN-A11	G12	73	35
								50407-KRN-000	J1	110	8	51450-KRN-A31	G12	73	35
								50407-KRN-730	J1	110	8	51450-KRN-D11	G12	73	35
								50407-KRN-850	J1	110	8	52200-KRN-710	I8	101	17





# PART NO. INDEX

K 6

Part Number	Address	Page	Ref.	Part Number	Address	Page	Ref.	Part Number	Address	Page	Ref.	Part Number	Address	Page	Ref.
90122-KRN-000	J1	110	17	90403-KA3-830	I15	108	14					91071-MJO-003	I8	101	27
90123-KZ4-J40	H15	92	16	90404-KW3-000	E9	48	21	90601-360-000	E9	48	29	91072-KZ3-861	I8	101	28
	H19	93	17	90404-MEN-670	I5	98	11	90602-360-000	E9	48	30	91074-KRN-711	I12	104	47
90123-MEN-670	H9	86	7	90406-KV3-780	H15	92	19	90602-MEB-670	D16	39	17	91074-KZ4-B01	I12	104	47
90123-MEN-730	I2	95	27	90410-HC4-000	J2	111	19	90604-MEB-670	E3	42	13	91074-MAC-741	I12	104	48
	I4	97	28	90433-KE1-000	E7	46	6	90608-072-000	D13	36	19	91201-148-003	D15	38	8
90124-KZ4-J40	G5	66	10	90435-HB3-000	E12	51	23	90610-MEB-670	E3	42	14	91201-KS6-004	G16	77	21
	H15	92	17	90437-611-000	E2	41	6	90630-751-000	E2	41	7	91201-KSR-A01	E10	49	35
	H16	93	18	90441-HA2-670	D12	35	16	90650-KV6-003	G2	63	23	91201-MEB-671	E4	43	19
	I2	95	28	90441-KA4-700	E7	46	7	90651-680-961	F2	57	52	91202-MEB-671	E4	43	20
	I4	97	29		E9	48	22	90651-KV6-003	J2	111	21	91202-MEY-671	E4	43	20
90124-MEB-770	I2	95	29		E12	51	24	90651-MA5-671	G3	64	18	91203-KA4-771	E4	43	21
	I4	97	30	90441-KRN-670	E3	42	11	90651-MEN-A11	G8	69	22	91203-MEB-671	E4	43	22
	I8	101	20	90441-KSC-670	D12	35	16	90652-KT1-771	J2	111	22	91204-HP1-601	D16	39	19
90124-MEN-A10	G8	69	20	90442-397-000	D9	32	10	90652-MEN-A11	G8	69	23	91204-KRN-671	D16	39	19
90125-KA4-000	H6	83	21		F5	60	2	90658-SA0-003	G2	63	24	91205-KA3-712	D11	34	9
90125-MEN-A10	G8	69	21	90446-357-000	E9	48	23	90701-MR7-000	D3	26	17	91205-MEB-671	E4	43	23
90130-KZ4-J20	I12	104	38	90446-KRN-670	D3	26	16	90751-GK1-003	D16	39	18	91211-KRN-671	D15	38	9
90130-KZ4-J40	I12	104	39	90447-KE1-000	D15	38	5		F6	61	2	91211-KSE-671	D15	38	9
90130-MEN-840	I12	105	57		F6	61	2	90901-KRN-670	E4	43	15	91251-444-000	I5	98	12
90131-KRN-710	I12	104	40	90451-155-000	E12	51	25	90901-KRN-A00	E5	44	37	91251-KZ4-J21	H6	83	29
90131-KZ4-J40	I12	104	40	90451-459-770	D16	39	16					91253-KZ3-861	I8	101	29
90131-MEN-840	I12	104	38	90452-178-000	E13	52	10	91000				91254-KZ3-J31	G12	73	28
90145-MS9-612	G3	64	16	90452-KSR-A00	E9	48	26					91256-KZ3-731	I12	104	49
	H4	81	12	90452-KZ4-000	E9	48	25	91001-147-003	D13	36	20	91256-KZ3-A71	G12	73	29
90152-MEB-750	I12	104	41	90453-KSR-A00	E9	48	24	91001-KA4-003	D15	38	7	91256-MEN-A11	G12	73	37
90153-KZ4-710	I12	104	42	90456-KA4-000	D12	35	17	91001-KRN-671	E4	43	16	91257-KZ3-891	I12	104	50
90170-MEB-670	H15	92	18	90456-KS6-000	D13	36	18	91001-KZ4-J11	E9	48	31	91257-MEB-751	G12	73	30
	H16	93	19	90461-444-000	E9	48	27		E10	49	41	91258-KZ3-B01	G8	69	25
	I2	95	30	90463-ML7-000	D11	34	8	91002-KRN-671	E4	43	17		G12	73	31
	I4	97	31		D15	38	6	91002-KRN-851	E4	43	17	91262-KZ3-731	I12	104	51
90204-MN5-000	E7	46	5		F6	61	2	91002-KRN-A11	E4	43	17	91283-ML7-003	I8	101	30
90232-MB6-680	D3	26	14	90465-MC4-000	H6	83	26	91004-KRN-671	E9	48	32	91301-KSR-A01	E10	49	36
90235-KA4-000	D12	35	14	90474-333-000	E3	42	12	91004-KSC-671	E10	49	32		F6	61	2
90301-473-003	G16	77	19		F6	61	2	91004-KY4-900	E12	51	26	91301-KZ3-711	G12	73	32
	H6	83	22	90482-567-000	D9	32	11	91004-MEB-671	E7	46	8	91302-PA9-003	D16	39	20
	I8	101	21	90501-444-000	E13	52	11	91005-KRN-851	E10	49	33		F6	61	2
				90501-GBL-730	I8	101	25	91005-KRN-A01	E10	49	33	91303-377-000	D3	26	18
				90501-KRN-000	H11	88	19	91005-KSR-A01	E10	49	33		D16	39	21
90301-782-000	G2	63	32		H14	91	22	91005-MEB-671	E7	46	9		F5	60	2
90301-KRN-850	I13	106	9	90501-KRN-710	I12	105	55	91006-HA0-003	E5	44	38		F6	61	2
90301-KZ4-J40	G15	76	18	90501-KSC-670	E10	49	40	91006-KRN-851	E10	49	41	91304-MJO-003	D11	34	10
90302-KZ3-J40	J2	111	18	90501-KZ4-J20	H8	85	21	91006-KRN-A01	E10	49	41		F6	61	2
90303-KRN-000	I15	108	13		H9	86	8	91007-KRN-671	D8	31	18	91305-KF0-003	D11	34	11
90304-KZ4-J30	G5	66	11	90501-KZ4-J40	I12	104	45	91011-GCT-003	I8	101	26		F6	61	2
90305-GK8-000	H11	88	18					91011-KS6-003	D13	36	21	91307-035-000	D11	34	12
	H13	90	21	90501-KZ4-L30	E9	48	28	91012-KA3-710	E10	49	34		E1	40	22
90305-KRN-A30	I12	104	43	90501-MEN-670	G2	63	22	91015-KZ4-701	G6	67	8		F6	61	2
90305-KZ3-B01	I8	101	22	90502-KRN-000	H8	85	22		G8	69	24	91312-KE7-003	D3	26	19
90305-KZ4-J20	H6	83	23	90503-KRN-000	I13	106	3	91022-KA4-740	E4	43	18		F6	61	2
90306-KBP-901	I12	104	43	90503-KZ4-J40	G5	66	13	91051-KRN-A31	I8	101	26	91320-KE1-000	D15	38	10
90306-KZ4-711	G5	66	12	90506-430-000	G9	70	2	91051-KSC-003	I12	104	46	91351-KRN-711	I12	104	53
	I12	104	44	90507-KA3-830	G5	66	14		I12	105	56	91351-KZ3-731	I12	104	52
90309-357-000	I8	101	24	90511-KRN-000	J2	111	20	91051-KZ4-J21	H6	83	27	91351-KZ4-B01	I12	104	53
90309-ML3-791	H6	83	24	90512-KRN-730	I5	98	11	91052-KZ4-J21	H6	83	28	91351-MAC-671	I12	104	54
	I8	101	23	90512-KZ4-J20	G9	70	3	91053-719-005	E5	44	36	91351-MEN-A11	G8	69	26
90401-KRN-670	D3	26	15	90543-MV9-670	D1	24	6	91053-KZ4-J21	I12	104	46	91352-MEN-A11	G8	69	27
90401-KZ4-J00	E10	49	38		F5	60	2		I12	105	56	91353-MEN-A11	G8	69	28
90401-KZ4-J20	H6	83	25	90545-300-000	G3	64	17	91062-MAC-681	G16	77	20	91356-KZ3-003	G12	73	33
90402-KW6-960	D12	35	15										H6	83	31

4

# PART NO. INDEX



Part Number	Address	Page	Ref.	Part Number	Address	Page	Ref.	Part Number	Address	Page	Ref.	Part Number	Address	Page	Ref.
94201-20120	I5	98	13	96001-06045-00	E4	43	29								
94201-25150	I6	99	13		I8	101	35	99103-440-0450	F2	57	40				
94301-08100	D15	38	10	96001-06050-00	I8	101	35								
94301-08140	D11	34	14	96001-06060-00	E4	43	30	99103-440-0480	F2	57	40				
	E1	40	24	96001-06070-00	D15	38	12	99104-MEB-1000	F2	57	41				
94301-10160	E1	40	25		E4	43	31	99108-KRN-0400	F2	57	42				
94301-12200	D3	26	21	96001-06075-00	E4	43	32	99108-KRN-0450	F2	57	42				
	D10	33	4	96211-08000	I5	98	16	99108-KRN-0500	F2	57	42				
94301-14200	E4	43	25	96220-30178	D14	37	5	99108-KRN-0700	F2	57	42				
94510-14000	E12	51	28	96220-40080	E12	51	29	99108-KRN-0750	F2	57	42				
94510-16000	E13	52	13	96300-06012-00	D1	24	7	99108-KRN-0800	F2	57	42				
94520-14000	E1	40	26		E13	52	15	99108-KRN-0850	F2	57	42				
				96300-08025-00	E4	43	33	99108-KSC-0650	F2	57	42				
95000				96300-08070-00	E4	43	34	99108-KSE-0600	F2	57	42				
								99108-MEB-0550	F2	57	42				
95002-02079	F1	56	38	99000				99112-KRN-0680	F2	57	43				
95002-02080	I15	108	15												
95002-02100	E4	43	26	99101-357-1500	F1	56	39								
95002-02120	H8	85	25		F4	59	5								
	H11	88	22	99101-357-1520	F1	56	39								
	H14	91	25		F4	59	5								
95003-14073-10	I16	109	16	99101-357-1550	F1	56	39								
95014-22100	G5	66	15		F4	59	5								
95015-54000	I5	98	14	99101-357-1580	F1	56	39								
95018-60321	H12	89	24		F2	57	53								
	H14	91	26		F4	59	5								
				99101-357-1600	F1	56	39								
96000					F4	59	5								
				99101-357-1620	F1	56	39								
96001-06012-00	D8	31	19		F2	57	53								
	E4	43	27		F4	59	5								
	I8	101	34	99101-357-1650	F1	56	39								
	J2	111	26		F2	57	53								
96001-06014-00	D3	26	22		F4	59	5								
	H9	86	9	99101-357-1680	F1	56	39								
96001-06016-00	G9	70	4		F4	59	5								
	H8	85	26	99101-357-1700	F1	56	39								
					F2	57	53								
	H12	89	25		F4	59	5								
	H14	91	27	99101-357-1720	F1	56	39								
	I13	106	5		F4	59	5								
				99101-357-1750	F1	56	39								
96001-06018-00	H8	85	27		F2	57	53								
96001-06018-07	G2	63	28		F4	59	5								
96001-06020-00	D3	26	22	99101-357-1780	F1	56	39								
	D11	34	15		F4	59	5								
96001-06020-07	G2	63	28	99101-357-1800	F1	56	39								
96001-06022-00	G2	63	29		F2	57	53								
	G4	65	21		F4	59	5								
	I5	98	15	99101-357-1820	F1	56	39								
96001-06025-00	I13	106	11		F4	59	5								
96001-06028-00	D3	26	23	99101-357-1850	F1	56	39								
	D10	33	5	99101-357-1880	F1	56	39								
	D11	34	16	99103-440-0350	F1	56	40								
	D15	38	11	99103-440-0380	F1	56	40								
96001-06030-00	H8	85	28		F2	57	54								
96001-06030-07	E1	40	27	99103-440-0400	F1	56	40								
96001-06035-00	D11	34	17		F2	57	54								
96001-06040-00	E4	43	28	99103-440-0420	F2	57	40								

4

# PART NAME INDEX

**L 1**

Part name	Address	Page	Ref.	Part name	Address	Page	Ref.	Part name	Address	Page	Ref.
<b>[ A ]</b>											
ADJUSTER, COMPRESSION DAMPING FORCE	I11	103	20	BEARING, RADIAL BALL, 22X47X14	E9	48	32	BOLT, FLANGE, 6X10	D11	34	13
ADJUSTER, SPRING	I10	103	6		E10	49	32		G5	66	8
ARM ASSY., KICK STARTER	I5	98	2	BEARING, RADIAL BALL, 22X52X14	E10	49	33	BOLT, FLANGE, 6X12	H2	79	17
ARM COMP., EX. ROCKER	D4	27	6	BEARING, RADIAL BALL, 30X72X16	E4	43	16		D1	24	7
ARM SET, LINK	E14	53	7	BEARING, RADIAL BALL, 6003	E7	46	9		D8	31	19
ARM SUB ASSY., CUSHION	I11	103	29	BEARING, RADIAL BALL, 608UU	I8	101	26		E4	43	27
ARM, L. STEP	I6	99	9	BEARING, RADIAL BALL, 6904	G16	77	20		E13	52	15
ARM, R. STEP	I6	99	6	BEARING, RADIAL BALL, 69052RS	H6	83	27		I8	101	34
AXLE, FR. WHEEL	G14	75	3	BEARING, RADIAL BALL, 6905RS	H6	83	28	BOLT, FLANGE, 6X14	J2	111	26
AXLE, RR. WHEEL	H5	82	5	BEARING, RADIAL BALL, 6905U	E12	51	26		D3	26	22
				BEARING, SHELL, 33X38X8	E4	43	18	BOLT, FLANGE, 6X16	H9	86	9
				BEARING, SPECIAL ROLLER	E4	43	17		D9	32	8
				BEARING, SPECIAL ROLLER, 20X32X14	E7	46	8		D16	39	11
									G6	67	6
				BEARING, SPHERICAL, 10	I12	104	48		G8	69	18
BALL, STEEL	I5	98	16	BINDER	E16	55	29		G9	70	4
BAND B, INSULATOR	D2	25	6	BLADDER	I11	103	21		H8	85	26
BAND, AIR CLEANER CONNECTING TUBE	H12	89	24	BLADDER	I11	103	21				
	H14	91	26	BODY COMP., L. MUFFLER	I1	94	13				
BAND, L. EX. PIPE	I1	94	17		I3	96	14		H12	89	25
				BODY COMP., MUFFLER	H15	92	10		H14	91	27
					H16	93	10		I13	106	5
				BODY COMP., RR. FRAME	J1	110	6	BOLT, FLANGE, 6X18			10
					J2	111	28		G2	63	28
				BODY COMP., R. MUFFLER	I1	94	10		H8	85	27
					I3	96	11	BOLT, FLANGE, 6X20	D3	26	22
BAND, L. MUFFLER	H15	92	12	BODY SET, FRAME	J1	110	1		D11	34	15
	H16	93	12	BOLT-WASHER, 4X16	H4	81	14		G2	63	28
	I1	94	16	BOLT-WASHER, 6X14	J2	111	24	BOLT, FLANGE, 6X22	G2	63	29
	I4	97	17	BOLT-WASHER, 6X20	D13	36	22		G4	65	21
BAND, MUFFLER BODY	I1	94	3	BOLT ASSY., FR. FORK	G11	72	14		I5	98	15
	I3	96	3		G12	73	35	BOLT, FLANGE, 6X23.5	I15	108	12
BAND, TANK RR.	H7	84	8	BOLT A, PIN	G13	74	8		D9	32	9
BAND, WIRE	G2	63	23	BOLT COMP., CENTER	G11	72	12	BOLT, FLANGE, 6X28	I13	106	11
	J2	111	21	BOLT COMP., PLUG	G7	68	9		D3	26	23
				BOLT SET, ADJUSTING	G3	64	14		D10	33	5
BAR, SIDE STAND	I6	99	2	BOLT, 7X25	G8	69	21		D11	34	16
BASE ASSY., ELEMENT	H11	88	5	BOLT, 7X51.5	G8	69	20	BOLT, FLANGE, 6X30	D15	38	11
	H13	90	6	BOLT, 8X18	I2	95	27		E1	40	27
BEARING COMP.	G7	68	12		I4	97	28		H8	85	28
BEARING, BALL RADIAL, 6905	D8	31	18	BOLT, AIR CLEANER ELEMENT SETTING	H11	88	10	BOLT, FLANGE, 6X32	D16	39	12
BEARING, HEAD PIPE	G6	67	8		H13	90	12		D11	34	17
	G8	69	24	BOLT, COVER	E15	54	18	BOLT, FLANGE, 6X40	D16	39	13
BEARING, NEEDLE THRUST	I8	101	28	BOLT, CUSHION LOWER, 10X43.5	I12	104	42		E4	43	28
BEARING, NEEDLE, 12MM	D13	36	20	BOLT, CUSHION UPPER, 10X53	I12	104	41	BOLT, FLANGE, 6X45	E4	43	29
BEARING, NEEDLE, 12X16X10	E5	44	36	BOLT, DISK, 6X19	G15	76	16		I8	101	35
BEARING, NEEDLE, 19X26X13	I12	104	47		H6	83	20	BOLT, FLANGE, 6X50	I8	101	35
BEARING, NEEDLE, 19X26X15	I12	104	47	BOLT, FLANGE SOCKET, 6X14	E9	48	19		E4	43	30
BEARING, NEEDLE, 20X26X14	I12	104	46		E12	51	22	BOLT, FLANGE, 6X70	D15	38	12
	I12	105	56	BOLT, FLANGE, 10X117	J1	110	11		E4	43	31
BEARING, NEEDLE, 20X26X15	I12	104	46		J1	110	16	BOLT, FLANGE, 6X75	D16	39	14
	I12	105	56	BOLT, FLANGE, 10X138	J1	110	17		E4	43	32
BEARING, NEEDLE, 22X29X30	I8	101	27	BOLT, FLANGE, 10X26	J1	110	17	BOLT, FLANGE, 7X50	D3	26	11
BEARING, NEEDLE, 25X29X22	D13	36	21	BOLT, FLANGE, 10X58	J1	110	15		D2	25	10
BEARING, NEEDLE, 9MM	E5	44	38	BOLT, FLANGE, 5X12	H8	85	19	BOLT, FLANGE, 8X125	J1	110	12
BEARING, RADIAL BALL, 12X28X7	D15	38	7		J1	110	13	BOLT, FLANGE, 8X16	H9	86	7
BEARING, RADIAL BALL, 17X35X10	E9	48	31	BOLT, FLANGE, 5X16	E2	41	4		H15	92	16
	E10	49	41	BOLT, FLANGE, 6MM	G12	73	26	BOLT, FLANGE, 8X18	H16	93	17
BEARING, RADIAL BALL, 17X36X10	E10	49	41	BOLT, FLANGE, 6X10	D9	32	7		H15	92	15
BEARING, RADIAL BALL, 17X38X10	E10	49	41						H16	93	16

# PART NAME INDEX

Part name	Address	Page	Ref.	Part name	Address	Page	Ref.	Part name	Address	Page	Ref.
BOLT, FLANGE, 8X24 .....	I2	95	26	BOOT B .....	H1	78	16	CHAIN, CAM .....	D9	32	1
	I4	97	27	BOOT COMP. ....	G3	64	2	CHAIN, DRIVE .....	I7	100	1
	I6	99	10		G4	65	22	CHAMBER SET, FLOAT .....	E14	53	5
BOLT, FLANGE, 8X25 .....	E4	43	33		H3	80	3		F2	57	45
BOLT, FLANGE, 8X32 .....	I2	95	29	BOOT, PIN BUSH .....	G13	74	9	CIRCLIP .....	G3	64	18
	I4	97	30		H1	78	15		G8	69	22
	I8	101	20	BRACKET SUB ASSY., L. FR.							23
BOLT, FLANGE, 8X35 .....	G5	66	10		CALIPER	G13	74		H3	80	9
	H15	92	17	BRACKET SUB ASSY., RR. ....	H1	78	7		H4	81	9
	H16	93	18	BRACKET, C.D.I. UNIT .....	J1	110	2	CIRCLIP, EXTERNAL, 14MM .....	E12	51	28
	I2	95	28		J2	111	29	CIRCLIP, EXTERNAL, 16MM .....	E13	52	13
	I4	97	29	BRACKET, L. HANDLE LEVER .....	G2	63	13	CIRCLIP, INTERNAL, 14MM .....	E1	40	26
BOLT, FLANGE, 8X40 .....	G12	73	25	BRACKET, L. HEAD HANGER .....	J1	110	9	CIRCLIP, SPECIAL INTERNAL,			
	G13	74	15	BRACKET, L. STEP .....	I6	99	5	24MM	D16	39	17
BOLT, FLANGE, 8X45 .....	G5	66	9	BRACKET, R. HEAD HANGER .....	J1	110	8	CIRCLIP, SPECIAL, 33MM .....	E3	42	13
	G6	67	7	BRACKET, R. STEP .....	I6	99	4	CLAMPER A, FR. BRAKE HOSE .....	G10	71	1
	G8	69	19	BRIDGE COMP., FORK TOP .....	G5	66	5	CLAMPER B, FR. BRAKE HOSE .....	G10	71	2
BOLT, FLANGE, 8X55 .....	J1	110	14	BUSH B, SLIDER .....	G11	72	10	CLAMPER, CORD .....	E2	41	3
BOLT, FLANGE, 8X70 .....	E4	43	34	BUSH C, SLIDER .....	G11	72	16	CLAMPER, RADIATOR HOSE .....	H16	93	15
BOLT, FR. DISK COVER .....	G15	76	17	BUSH, GUIDE .....	G10	71	6		I1	94	25
	H4	81	11	BUSH, SLIDER .....	G10	71	7		I4	97	26
BOLT, HANDLE LEVER .....	G3	64	15					CLAMP B, WATER HOSE .....	I15	108	11
BOLT, HANDLE LEVER PIVOT .....	G2	63	20	[ C ]				CLAMP, MASTER CYLINDER OIL			
	G3	64	15					HOSE	H12	89	26
BOLT, HEAD COVER .....	D1	24	5	CABLE ASSY., THROTTLE .....	G2	63	31		H13	90	20
BOLT, HEX., 6X16 .....	E7	46	4	CABLE COMP. A, THROTTLE .....	G1	62	1	CLIP .....	F2	57	50
	E12	51	27	CABLE COMP. B, THROTTLE .....	G1	62	3	CLIP, 2X60 .....	E1	40	23
	E13	52	12	CABLE COMP., CLUTCH .....	G1	62	5	CLIP, 2X70 .....	J2	111	23
BOLT, HEX., 8X47.5 .....	I8	101	18	CABLE COMP., HOT STARTER .....	G1	62	4	CLIP, FUEL TUBE .....	J1	110	5
BOLT, KICK ARM .....	I5	98	10	CALIPER SUB ASSY., L. FR.				CLIP, OIL DRAIN TUBE .....	H11	88	1
BOLT, KICK JOINT .....	I5	98	4		BRAKE	G13	74				23
BOLT, LEVER ADJUSTING .....	G2	63	21	CALIPER SUB ASSY., RR. BRAKE ..	H1	78	6		H13	90	1
BOLT, LINK, 12X120 .....	I12	104	40	CAMSHAFT COMP. ....	D4	27	2				2
BOLT, LINK, 12X81.5 .....	I12	104	39	CAP ASSY., FUEL TANK .....	H7	84	11	CLIP, PISTON PIN, 10MM .....	D12	35	1
BOLT, LINK, 12X82 .....	I12	105	57	CAP ASSY., NOISE SUPPRESSOR ...	I14	107	3	CLIP, PISTON PIN, 16MM .....	E6	45	5
BOLT, LINK, 12X92 .....	I12	104	38	CAP COMP., CHAMBER .....	I11	103	23	CLIP, PURSE LOCK .....	E2	41	7
BOLT, LINK, 12X96 .....	I12	104	38	CAP COMP., RADIATOR .....	I15	108	4	CLIP, SUB TANK HOSE .....	H11	88	17
BOLT, OIL, 10X22 .....	G3	64	16	CAP, 14MM .....	D3	26	13		H13	90	19
	H4	81	12		D16	39	15	CLIP, TUBE .....	E4	43	26
BOLT, PIN .....	H1	78	5	CAP, 30MM .....	D11	34	7		F1	56	38
BOLT, PLUG .....	G11	72	17	CAP, AIR VALVE .....	I10	103	9		H8	85	25
BOLT, PROTECTOR .....	G12	73	27	CAP, BLEEDER .....	G13	74	3		H11	88	22
BOLT, RECESSED, 5X28 .....	D3	26	12		H1	78	12		H14	91	25
BOLT, RECESSED, 6X10 .....	D11	34	13	CAP, END .....	G7	68	16		I15	108	15
BOLT, SPECIAL, 12X28 .....	D12	35	13	CAP, MASTER CYLINDER .....	G3	64	4	CLIP, WIRE HARNESS .....	G2	63	24
BOLT, SPECIAL, 5X9 .....	H8	85	29		H3	80	4	COCK ASSY., FUEL .....	H7	84	1
BOLT, SPECIAL, 6MM .....	H10	87	14	CAP, OIL FILLER .....	D11	34	6	COLLAR .....	H8	85	18
	H15	92	18	CAP, RIM HOLE .....	H6	83	18	COLLAR A .....	H8	85	21
	H16	93	19	CAP, VALVE .....	G14	75	2		H9	86	8
	I2	95	30		H6	83	16	COLLAR A, CONNECTING ROD .....	I11	103	30
	I4	97	31	CARBURETOR ASSY. ....	E15	54	21	COLLAR B, CUSHION .....	I11	103	28
BOLT, SPECIAL, 8MM .....	H10	87	13	CASE COMP., AIR CLEANER .....	H11	88	8	COLLAR C, CUSHION ARM .....	I11	103	26
BOLT, STEP, 12MM .....	I6	99	11		H13	90	10	COLLAR D, CUSHION .....	I11	103	25
BOLT, STOPPER .....	E15	54	19		H14	91	28	COLLAR D, CUSHION ARM .....	I11	103	25
BOLT, STUD, 10X135 .....	E3	42	10	CASE COMP., DAMPER .....	I10	103	8	COLLAR D, CUSHION ARM SIDE .....	I11	103	27
BOLT, STUD, 8X22 .....	D3	26	20	CASE COMP., ROD GUIDE .....	I10	103	13	COLLAR D, CUSHION SIDE .....	I11	103	27
BOLT, UBS, 8X33 .....	E9	48	20	CASE, DAMPER .....	G7	68	8	COLLAR, 17MM .....	E8	47	5
BOLT, WIRE ADJUSTING .....	G2	63	19	CENTER, CLUTCH .....	D12	35	4	COLLAR, 20MM .....	E9	48	15
BOOT B .....	G13	74	10	CENTER, GEARSHIFT DRUM .....	E11	50	7				

# PART NAME INDEX

L 3

Part name	Address	Page	Ref.	Part name	Address	Page	Ref.	Part name	Address	Page	Ref.
COLLAR, 24MM .....	E8	47	8	COVER, THROTTLE .....	E15	54	23	DUST SEAL, 30X37X4 .....	I8	101	29
COLLAR, 6X4 .....	J1	110	10	COVER, THROTTLE CABLE .....	G1	62	2	DUST SEAL, 32X43X7 .....	H6	83	29
COLLAR, AIR CLEANER .....	H11	88	19	COVER, WATER PUMP .....	D15	38	2	DUST SEAL, RR. CUSHION PIVOT ..	I12	104	52
	H14	91	22	CRANKCASE COMP., L. ....	E3	42	4	DUST SEAL, STEERING HEAD .....	G6	67	2
COLLAR, CHAIN GUIDE .....	I8	101	10	CRANKCASE COMP., R. ....	E3	42	1				
COLLAR, CHAIN TENSIONER .....	I8	101	12	CRANKSHAFT COMP. ....	E6	45	1		G7	68	3
COLLAR, CLUTCH OUTER .....	D12	35	12	CUSHION ASSY., RR. ....	I9	102	1				4
COLLAR, COUNTERSHAFT .....	E8	47	3	CUSHION, C.D.I. UNIT .....	I14	107	1				
COLLAR, COUNTERSHAFT THIRD								[ E ]			
	GEAR	E8	47	CUSHION, HANDLE PIPE .....	G5	66	4	ELEMENT, AIR CLEANER .....	H11	88	4
COLLAR, DRIVE SPROCKET .....	E10	49	39	CYLINDER .....	D10	33	2		H13	90	5
COLLAR, FR. DISTANCE .....	G14	75	6	CYLINDER ASSY., RR. BRAKE				EMBLEM, PRODUCT .....	G5	66	7
COLLAR, FR. FENDER .....	G9	70	3								
COLLAR, FR. WHEEL DISTANCE ...	G14	75	6	CYLINDER SUB ASSY., FR. BRAKE	MASTER	H3	80				
COLLAR, KICK SPINDLE .....	E13	52	9		MASTER	G3	64				
COLLAR, LINK SIDE .....	I11	103	31	CYLINDER SUB ASSY., FR. MASTER	G3	64	3	[ F ]			
COLLAR, L. FR. WHEEL .....	G14	75	4	C.D.I. UNIT .....	I14	107	2	FENDER SET, RR. ....	I13	106	2
COLLAR, L. RR. AXLE .....	H5	82	6								6
COLLAR, MAINSHAFT FOURTH GEAR	E9	48	13	[ D ]				FENDER SUB ASSY., FR. ....	G9	70	1
COLLAR, PIVOT .....	G2	63	22	DAMPER ASSY., STEERING .....	G7	68	7	FILTER COMP., ENGINE OIL .....	D16	39	5
COLLAR, RADIATOR MOUNTING .....	I15	108	6	DAMPER COMP., FR. ....	G11	72	9	FLAP, TIRE .....	G15	76	12
COLLAR, REBOUND NEEDLE .....	G11	72	11	DAMPER COMP., RR. ....	I9	102	3		H6	83	15
COLLAR, RR. FENDER .....	I13	106	3	DIAL, CLUTCH CABLE ADJUSTING ..	G2	63	17	FLOAT SET .....	E14	53	3
				DIAPHRAGM .....	G3	64	7	FLYWHEEL COMP. ....	E2	41	9
COLLAR, RR. WHEEL DISTANCE ...	H5	82	9		H3	80	7	FORK SUB ASSY., L. FR. ....	G12	73	22
COLLAR, RR. WHEEL SIDE .....	H5	82	8	DIAPHRAGM COMP. #15 .....	F2	57	47	FORK SUB ASSY., R. FR. ....	G12	73	19
COLLAR, R. RR. AXLE .....	H5	82	7	DIAPHRAGM COMP. #20 .....	F2	57	47	FORK, CENTER GEARSHIFT .....	E11	50	3
COLLAR, SEAT FR. ....	H7	84	9	DIAPHRAGM SET, PUMP .....	E14	53	9	FORK, L. GEARSHIFT .....	E11	50	2
COLLAR, SHIFTER .....	E11	50	10	DISK B, CLUTCH FRICTION .....	D13	36	24	FORK, R. GEARSHIFT .....	E11	50	1
COLLAR, SHROUD UPPER .....	H8	85	22	DISK, CLUTCH FRICTION .....	D12	35	5	[ G ]			
COLLAR, STEERING DAMPER .....	G7	68	17		D13	36	24	GASKET SET .....	E14	53	1
COLLAR, SWINGARM PIVOT .....	I7	100	6	DISK, FR. BRAKE .....	G15	76	14		F2	57	44
COLLAR, SWINGARM PIVOT SIDE ..	I7	100	8		G16	77	24	GASKET SHEET KIT A .....	F5	60	1
COLLAR, SWINGARM, 49MM .....	I7	100	5	DISK, RR. BRAKE .....	H6	83	19	GASKET SHEET KIT B .....	F6	61	1
COLLAR, TANK SETTING .....	H7	84	4					GASKET, CLUTCH COVER .....	D11	34	4
COLLAR, TENSIONER, 6X9 .....	D9	32	3						F6	61	1
COLLAR, TOOL BOX SETTING .....	H9	86	3	DOWEL PIN, 10X16 .....	E1	40	25	GASKET, CRANKCASE .....	E3	42	3
COLLAR, WATER PASS, 16MM .....	D11	34	1	DOWEL PIN, 12X20 .....	D3	26	21		F6	61	1
COTTER, VALVE .....	D5	28	15		D10	33	4	GASKET, CYLINDER .....	D10	33	3
	D8	31	22	DOWEL PIN, 14X20 .....	E4	43	25		F5	60	1
COUNTERSHAFT .....	E8	47	2	DOWEL PIN, 8X10 .....	D15	38	10	GASKET, CYLINDER HEAD .....	D2	25	4
COVER COMP., CYLINDER HEAD ...	D1	24	2	DOWEL PIN, 8X14 .....	D11	34	14		F5	60	1
COVER COMP., DRIVE SPROCKET ..	D16	39	9		E1	40	24	GASKET, EX. PIPE .....	F5	60	1
COVER COMP., FR. DISK .....	G16	77	26	DOWEL PIN, 8X7 .....	D15	38	10		H15	92	1
COVER COMP., L. CRANKCASE .....	D16	39	2	DOWEL PIN, 9X14 .....	D3	26	17	GASKET, FLOAT CHAMBER .....	E15	54	24
COVER, CLUTCH .....	D11	34	3	D-RING, 22MM .....	E10	49	36		F3	58	2
COVER, END .....	H15	92	7		F6	61	2	GASKET, HEAD COVER .....	D1	24	4
	H16	93	7	DRUM, GEARSHIFT .....	E11	50	6		F5	60	1
COVER, FR. DISK .....	G15	76	15	DUST SEAL .....	G12	73	28	GASKET, L. COVER .....	D16	39	3
COVER, L. HANDLE LEVER .....	G2	63	15	DUST SEAL, 15X20X2.5 .....	I5	98	12		F6	61	1
COVER, L. SIDE .....	H9	86	6	DUST SEAL, 16X26X3 .....	I12	104	54	GASKET, R. COVER .....	D11	34	5
	H10	87	12	DUST SEAL, 17X20X2.5 .....	I5	98	9		F6	61	1
COVER, OIL FILTER .....	D16	39	1	DUST SEAL, 17X26X3 .....	I12	104	53	GASKET, TENSIONER LIFTER .....	D9	32	5
COVER, RR. DISK .....	H1	78	9	DUST SEAL, 17.5X26X3 .....	I12	104	53		F5	60	1
	H2	79	18	DUST SEAL, 22X29X4 .....	I8	101	30				
COVER, R. CRANKCASE .....	D11	34	2	DUST SEAL, 25X32X4 .....	I12	104	51				
COVER, R. HANDLE LEVER .....	G3	64	13								
COVER, R. SIDE .....	H9	86	4								





# PART NAME INDEX

L 4

Part name	Address	Page	Ref.	Part name	Address	Page	Ref.	Part name	Address	Page	Ref.
GASKET, WATER PUMP .....	D15	38	3	HOUSING, UPPER THROTTLE .....	G1	62	10	[ M ]			
	F6	61	1	HUB SUB ASSY., FR. ....	G14	75	7	MAINSHAFT COMP. ....	E8	47	1
GAUGE, AIR PRESSURE .....	J3	112	5	HUB SUB ASSY., FR. WHEEL .....	G14	75	7	MARK .....	J5	114	3
GAUGE, OIL LEVEL .....	D16	39	7	HUB SUB ASSY., RR. ....	H5	82	10		J6	115	4
GEAR COMP., STARTER IDLE .....	E13	52	3	[ I ]				MARK, CAUTION .....	J4	113	2
GEAR COMP., WATER PUMP .....	D15	38	4	IMPELLER, WATER PUMP .....	D15	38	1	MARK, L. RADIATOR SHROUD .....	J5	114	2
GEAR, BALANCER DRIVE .....	D12	35	2	INSULATOR, CARBURETOR .....	D2	25	5				
GEAR, BALANCER DRIVEN .....	E7	46	2	[ J ]					J6	115	3
GEAR, COUNTERSHAFT FIFTH .....	E9	48	17	JET COMP., PISTON, .....	E4	43	35	MARK, R. RADIATOR SHROUD .....	J5	114	1
GEAR, COUNTERSHAFT FOURTH .....	E9	48	14	JET, BY-STARTER, .....	F2	57	43				
GEAR, COUNTERSHAFT LOW .....	E8	47	4	JET, LEAK, .....	F2	57	42				
GEAR, COUNTERSHAFT SECOND .....	E8	47	7	JET, MAIN, .....	F1	56	39				
GEAR, COUNTERSHAFT THIRD .....	E8	47	10		F2	57	53		J6	115	2
GEAR, MAINSHAFT FIFTH .....	E9	48	16	JET, OIL, .....	F4	59	5	MARK, STEERING DAMPER .....	J6	115	1
GEAR, MAINSHAFT FOURTH .....	E8	47	12	JET, SLOW AIR, .....	F2	57	41	MUDGUARD, AIR CLEANER CASE .....	H11	88	7
GEAR, MAINSHAFT SECOND .....	E8	47	6	JET, SLOW, .....	F1	56	40		H13	90	8
GEAR, MAINSHAFT THIRD .....	E8	47	9		F2	57	40	MUFFLER COMP. ....	H15	92	2
GEAR, OIL PUMP DRIVEN .....	D14	37	2	JOINT ASSY., FUEL .....	H7	84	2		H16	93	2
GEAR, PRIMARY DRIVE .....	D12	35	11	JOINT SET, FUEL .....	E15	54	15	MUFFLER COMP., FR. ....	H15	92	9
GEAR, WATER PUMP DRIVE .....	E7	46	3	JOINT, BRAKE ROD .....	H4	81	10		H16	93	9
GRILLE, RADIATOR .....	I15	108	3	JOINT, BREATHER TUBE .....	H11	88	12	MUFFLER COMP., L. ....	I1	94	23
GRIP COMP., THROTTLE .....	G1	62	7		H13	90	14	MUFFLER COMP., L. FR. ....	I1	94	14
GRIP, L. HANDLE .....	G1	62	9	JOINT, DRIVE CHAIN .....	I7	100	2		I3	96	15
GRIP, R. HANDLE .....	G1	62	8	JOINT, FUEL TUBE .....	H11	88	2	MUFFLER COMP., L. RR. ....	I1	94	15
GUARD, HEAT .....	H13	90	9		H13	90	3		I4	97	16
GUARD, L. ENGINE .....	J1	110	7	JOINT, KICK ARM .....	I5	98	3	MUFFLER COMP., RR. ....	H15	92	11
GUARD, RR. CALIPER .....	H1	78	10	JOINT, WATER .....	D2	25	8		H16	93	11
GUIDE COMP., TUBE .....	E3	42	14	[ K ]				MUFFLER COMP., R. ....	I1	94	2
GUIDE, CAM CHAIN .....	D9	32	6	KEY, SPECIAL WOODRUFF, 25X14 ..	E6	45	6		I3	96	2
GUIDE, CHAIN .....	I7	100	9	[ L ]				MUFFLER COMP., R. FR. ....	I1	94	11
	I8	101	9	LABEL, DRIVE CHAIN .....	J4	113	1		I3	96	12
			36	LABEL, RR. DAMPER WARNING .....	I12	103	36	MUFFLER COMP., R. RR. ....	I1	94	12
GUIDE, DRIVE CHAIN .....	D16	39	10		I12	104	37		I3	96	13
GUIDE, EX. VALVE .....	D2	25	3	LABEL, TRANSMISSION DRAIN .....	J4	113	3	[ N ]			
GUIDE, FR. BRAKE HOSE .....	G6	67	1	LEATHER COMP., SEAT .....	H9	86	2	NEEDLE SET, JET .....	E16	55	35
	G7	68	1	LEVER COMP., CLUTCH LIFTER .....	E3	42	8		F1	56	35
GUIDE, HARNESS .....	J1	110	4	LEVER COMP., R. STEERING					F3	58	3
	J2	111	31		HANDLE	G4	65	NUT, 18MM .....	D12	35	14
GUIDE, IN. VALVE .....	D2	25	2	LEVER SET, PUMP .....	E14	53	13	NUT, ADJUSTER .....	I10	103	7
GUIDE, RR. BRAKE HOSE .....	I7	100	3		E15	54	13	NUT, CAP, 9MM .....	D3	26	14
[ H ]				LEVER SET, R. HANDLE .....	G3	64	11	NUT, CLIP, 6MM .....	H11	88	18
HARNESS, WIRE .....	I14	107	4	LEVER, HOT STARTER .....	G2	63	18		H13	90	21
HEAD ASSY., CYLINDER .....	D2	25	1	LEVER, L. STEERING HANDLE .....	G2	63	16	NUT, FLANGE, 10MM .....	J2	111	18
HOLDER B1, HANDLE PIPE UPPER ..	G5	66	15	LIFTER ASSY., TENSIONER .....	D9	32	4	NUT, FLANGE, 12MM .....	E2	41	8
HOLDER, CABLE .....	F2	57	52	LIFTER, VALVE .....	D4	27	10	NUT, FLANGE, 6MM .....	G4	65	20
HOLDER, HANDLE UNDER .....	G5	66	3	LOCK, PURSE .....	G2	63	30		H15	92	20
HOLDER, L. LEVER BRACKET .....	G2	63	14						H16	93	20
HOLDER, MASTER CYLINDER .....	G3	64	5						I2	95	31
HOLDER, NEEDLE JET .....	E15	54	25						I4	97	32
HOLDER, RR. FENDER NUT .....	I13	106	8								
HOSE A, WATER .....	I15	108	8								
HOSE B, WATER .....	I15	108	9								
HOSE COMP., FR. BRAKE .....	G3	64	1								
HOSE COMP., RR. BRAKE .....	H3	80	1								
HOSE D, WATER .....	I15	108	10								
HOSE, RR. BRAKE .....	H3	80	1								
HOUSING, UNDER THROTTLE .....	G2	63	11								

5

# PART NAME INDEX

L 5

Part name	Address	Page	Ref.	Part name	Address	Page	Ref.	Part name	Address	Page	Ref.
NUT, FLANGE, 8MM .....	J2	111	25	0-RING, 18X3 .....	E1	40	22	PIPE COMP., EX. ....	H15	92	3
NUT, FR. AXLE .....	G15	76	18		F6	61	2		H16	93	3
NUT, HEX., 12MM .....	I10	103	19	0-RING, 18.8X1.9 .....	G8	69	25		I1	94	4
NUT, HEX., 14MM .....	E7	46	5		G12	73	31		I3	96	4
NUT, HEX., 5MM .....	H11	88	21	0-RING, 19X3 .....	D3	26	19	PIPE COMP., L. SLIDE .....	G12	73	21
	H14	91	24		F6	61	2	PIPE COMP., R. SLIDE .....	G10	71	8
NUT, HEX., 6MM .....	G2	63	26	0-RING, 1.3X4.3 .....	F2	57	46		G11	72	8
			32	0-RING, 21.5X1.5 .....	I12	104	49	PIPE, COMP., EX. JOINT .....	I1	94	19
	H4	81	15	0-RING, 26.2X1.9 .....	I12	104	50		I4	97	20
NUT, HEX., 8MM .....	G16	77	22	0-RING, 26.7X3.5 .....	G12	73	29	PIPE, STEERING HANDLE .....	G5	66	1
	H6	83	30	0-RING, 27X2 .....	D11	34	11	PIPE, WATER .....	D2	25	8
	I8	101	24		F6	61	2	PISTON .....	E6	45	3
NUT, LOCK .....	G11	72	15	0-RING, 27.6X1.8 .....	G12	73	37		G13	74	5
NUT, RR. FENDER .....	I13	106	9	0-RING, 27.7X1.9 .....	G12	73	30		H1	78	13
NUT, SPECIAL, 6X7 .....	I13	106	1	0-RING, 37.2X2.4 .....	G12	73	34	PISTON SET, MASTER CYLINDER ...	G3	64	10
NUT, SPRING, 6MM .....	H15	92	14	0-RING, 39.8X2.2 .....	D16	39	20		H3	80	5
	H16	93	14		F6	61	2	PISTON, FREE .....	G7	68	13
	I1	94	24	0-RING, 3.5X1.5 .....	G12	73	32	PIVOT, SHIFT DRUM STOPPER ARM ..	E12	51	21
	I4	97	25	0-RING, 3.5X43.7 .....	I10	103	15	PLATE SET, FR. NUMBER .....	G5	66	16
NUT, SQUARE, 5MM .....	D2	25	7	0-RING, 42.5X2.0 .....	I10	103	16	PLATE, AIR CLEANER CASE FR. ...	H11	88	6
NUT, STEERING STEM .....	G5	66	11	0-RING, 44.7X2.4 .....	G12	73	33		H13	90	7
NUT, U, 10MM .....	G5	66	12	0-RING, 5.8X1.9 .....	F2	57	49	PLATE, BEARING HOLDER .....	E3	42	11
	I12	104	44	0-RING, 8.5X1.7 .....	D16	39	18		E7	46	7
NUT, U, 12MM .....	I12	104	43		F6	61	2		E9	48	22
NUT, U, 22MM .....	H6	83	23	0-RING, 9.5X1.5 .....	G8	69	26		E12	51	24
NUT, U, 6MM .....	G2	63	32	OUTER COMP., CLUTCH .....	D12	35	3	PLATE, BREATHER .....	D1	24	3
	G16	77	19					PLATE, BUFFER .....	E16	55	30
	H6	83	22	[ P ]				PLATE, CAM CHAIN GUIDE .....	E3	42	5
	I8	101	21	PACKING, EX. ....	I1	94	21	PLATE, CHAIN GUIDE .....	I8	101	11
			23		I4	97	22	PLATE, CLUTCH .....	D12	35	6
NUT, U, 8MM .....	H6	83	24	PACKING, FUEL CAP .....	H7	84	12	PLATE, CLUTCH LEVER .....	E3	42	9
	I8	101	23	PACKING, MUFFLER .....	H15	92	13	PLATE, CLUTCH PRESSURE .....	D12	35	7
NUT, U, HEX. 14MM .....	I8	101	22		H16	93	13	PLATE, COUNTERSHAFT BEARING ...	E10	49	34
					I1	94	20	PLATE, DIAPHRAGM .....	H3	80	6
[ O ]								PLATE, END .....	I10	103	12
OIL SEAL SET .....	I10	103	18					PLATE, FR. NUMBER .....	G5	66	6
OIL SEAL, 10X21X5 .....	D16	39	19		I4	97	21	PLATE, GUIDE .....	E11	50	14
OIL SEAL, 12X18X3 .....	E4	43	23	PACK A, GLASS WOOL .....	I3	96	9	PLATE, OIL GUIDE .....	E13	52	1
OIL SEAL, 12X22X5 .....	D15	38	8	PACK B, GLASS WOOL .....	I3	96	10	PLATE, RATCHET SLIDER .....	E13	52	8
OIL SEAL, 14X22X5 .....	E4	43	21	PAD SET, FR. ....	G13	74	4	PLATE, WEIGHT SETTING .....	D4	27	4
OIL SEAL, 16.5X25X5 .....	D11	34	9	PAD SET, RR. ....	H1	78	1	PLUG, BREATHER TUBE .....	H11	88	13
OIL SEAL, 20X33X5 .....	E4	43	22	PARTS KIT, CARBURETOR OPTIONAL	F3	58	1		H13	90	15
OIL SEAL, 26X37X7 .....	G16	77	21	PAWL A, RATCHET .....	E11	50	11	PLUG, PIN .....	G13	74	13
OIL SEAL, 28X37X7 .....	E10	49	35	PAWL B, RATCHET .....	E11	50	12	PLUG, SPARK .....	D2	25	9
OIL SEAL, 38X52X7 .....	E4	43	19	PEDAL COMP., CHANGE .....	I5	98	1	PLUNGER, PAWL .....	E11	50	13
OIL SEAL, 39X56X7 .....	E4	43	20	PEDAL, RR. BRAKE .....	I5	98	6	PROTECTOR, EX. PIPE .....	H15	92	4
OIL SEAL, 39X56X7.5 .....	E4	43	20	PIECE, ADJUST .....	G7	68	10		H16	93	4
ORIFICE .....	E5	44	37	PIECE, CLUTCH LIFTER .....	D12	35	8		I1	94	5
0-RING, 11X1.9 .....	G8	69	27	PINION COMP., KICK STARTER ...	E13	52	2		I3	96	5
0-RING, 11.8X3.55 .....	H7	84	3	PIN D, JOINT .....	I5	98	14	PROTECTOR, HANDLE .....	G5	66	2
0-RING, 13.5X1.5 .....	G8	69	28	PIN, GEARSHIFT RETURN SPRING ..	E12	51	20	PROTECTOR, L. FR. FORK .....	G12	73	24
0-RING, 13.8X2.5 .....	D3	26	18	PIN, HANGER .....	G13	74	14	PROTECTOR, MUFFLER .....	H15	92	5
	D16	39	21		H1	78	8	PROTECTOR, R. FR. FORK .....	G12	73	23
	F5	60	2	PIN, PISTON .....	E6	45	4				
	F6	61	2	PIN, SHIFTER .....	E11	50	8	[ R ]			
0-RING, 15.8X2.4 .....	D11	34	10	PIN, SPLIT, 2.0X12 .....	I5	98	13	RADIATOR, L. ....	I15	108	2
	F6	61	2	PIN, SPLIT, 2.5X15 .....	I6	99	13	RADIATOR, R. ....	I15	108	1
0-RING, 18X3 .....	D11	34	12	PIN, STEP JOINT .....	I6	99	3				

5

# PART NAME INDEX

**L 6**

Part name	Address	Page	Ref.	Part name	Address	Page	Ref.	Part name	Address	Page	Ref.
RATCHET, STARTER .....	E13	52	4	SCREW-WASHER, 4X14 .....	F4	59	4	SLIDER, CHAIN .....	I8	101	13
RECEIVER, CLUTCH CABLE .....	D16	39	8	SCREW-WASHER, 4X24 .....	E2	41	5	SLIDER, THROTTLE CABLE .....	G2	63	12
RETAINER .....	G13	74	7	SCREW-WASHER, 4X8 .....	F1	56	36	SPANNER A, PIN .....	J3	112	1
RETAINER, BRACKET .....	H1	78	4	SCREW SET A .....	E14	53	6	SPINDLE COMP., GEARSHIFT .....	E12	51	18
RETAINER, RR. WHEEL BEARING ..	H5	82	4	SCREW SET B .....	E14	53	10	SPINDLE, KICK STARTER .....	E13	52	6
RETAINER, VALVE SPRING .....	D5	28	13	SCREW SET, JET NEEDLE .....	E14	53	11	SPOKE SET, FR. ....	G14	75	1
	D8	31	21	SCREW, BLEEDER .....	G13	74	2	SPOKE SET, RR. ....	H5	82	1
RIM, FR. WHEEL .....	G14	75	9		H1	78	11				
RIM, RR. WHEEL .....	H5	82	12	SCREW, FLAT, 4X12 .....	G3	64	19	SPRING ASSY., RR. BRAKE RETURN	I5	98	7
	H6	83	12	SCREW, FLAT, 6X10 .....	E10	49	37	SPRING, BRAKE LEVER .....	G3	64	12
RING .....	G3	64	8	SCREW, FLAT, 8X31 .....	H6	83	21	SPRING, CLUTCH .....	D12	35	9
				SCREW, PAN .....	E15	54	20	SPRING, DECOMPRESSION .....	D4	27	5
RING SET, PISTON .....	E6	45	2	SCREW, PAN, 4X12 .....	G2	63	25	SPRING, DRUM STOPPER .....	E12	51	17
RING, BACK UP .....	G10	71	5	SCREW, PAN, 5X13 .....	H8	85	23	SPRING, EX. VALVE .....	D4	27	12
RING, OIL SEAL STOPPER .....	G11	72	13	SCREW, PAN, 5X8 .....	I8	101	19		D5	28	12
RING, PISTON .....	G12	73	36					SPRING, FR. FORK .....	G10	71	3
	I10	103	14					SPRING, GEARSHIFT RETURN .....	E12	51	19
RING, STOPPER .....	G7	68	2	SCREW, SPECIAL FLAT, 6X12 .....	E4	43	24	SPRING, IN. VALVE .....	D4	27	11
	H1	78	14	SCREW, SPECIAL FLAT, 6X17 .....	E4	43	24	SPRING, JUDDER .....	D13	36	25
	I10	103	17	SCREW, SPECIAL, 5MM .....	H8	85	20	SPRING, KICK STARTER .....	I5	98	5
				SCREW, TAPPING, 5X20 .....	H11	88	20	SPRING, L. STEP RETURN .....	I6	99	8
					H14	91	23	SPRING, OIL FILTER .....	D16	39	6
								SPRING, PAD .....	G13	74	6
RING, WEAR .....	G11	72	18	SEAL SET, FR. FORK .....	G12	73	20		H1	78	3
RIVET, BLIND, 3.2 .....	I3	96	6	SEAL SET, PISTON .....	G13	74	1	SPRING, PAWL PLUNGER .....	E11	50	15
RIVET, BLIND, 4.8 .....	H15	92	6		H1	78	2	SPRING, RATCHET .....	E13	52	5
	H16	93	5	SEAL, EX. VALVE STEM .....	D8	31	20	SPRING, RETURN .....	G7	68	14
	I1	94	6	SEAL, RADIATOR CAP .....	I15	108	7	SPRING, RR. CUSHION .....	I9	102	2
ROD COMP. ....	I10	103	10	SEAL, RING .....	D1	24	1	SPRING, R. STEP RETURN .....	I6	99	7
ROD COMP., PISTON .....	G7	68	11		F5	60	2	SPRING, STARTER RETURN .....	E13	52	7
	I9	102	5	SEAL, VALVE STEM .....	D4	27	1	SPRING, SPROCKET DRIVE .....	E9	48	18
	I10	103	5		D8	31	20	SPROCKET, FINAL DRIVEN .....	H5	82	3
ROD COMP., PUSH .....	H3	80	8	SEAL, WATER PUMP .....	D15	38	9	STAND COMP., MAIN .....	I6	99	1
ROD SUB ASSY., CUSHION				SEAT COMP. ....	H9	86	1	START SET, HOT .....	E14	53	8
CONNECTING	I11	103	33	SEAT, JUDDER SPRING .....	D13	36	23	STATOR COMP. ....	E2	41	2
ROD, CLUTCH LIFTER .....	D12	35	10	SEAT, SPRING .....	I11	103	34	STAY, AIR CLEANER ELEMENT .....	H11	88	3
ROD, PUSH .....	G4	65	23	SEAT, VALVE SPRING .....	D5	28	14		H13	90	4
ROLLER .....	E15	54	26	SENSOR ASSY., THROTTLE .....	E15	54	17	STAY, COUPLER .....	J1	110	3
ROLLER COMP., CHAIN .....	I8	101	15	SEPARATOR COMP. ....	G3	64	6	STAY, EX. PIPE PROTECTOR .....	H16	93	6
ROLLER COMP., CHAIN LOWER .....	I8	101	16	SET RING, 20MM .....	E9	48	29		I1	94	7
ROLLER, 3X17.8 .....	D14	37	5	SET RING, 22MM .....	E9	48	30		I3	96	7
ROLLER, 4X8 .....	E12	51	29	SHAFT A, SHIFT FORK .....	E11	50	4	STAY, FR. TANK .....	H7	84	7
ROTOR, OIL PUMP INNER .....	D14	37	3	SHAFT B, SHIFT FORK .....	E11	50	5	STAY, L. COUPLER .....	J2	111	30
ROTOR, OIL PUMP OUTER .....	D14	37	4	SHAFT COMP., BALANCER .....	E7	46	1	STAY, RR. EX. PIPE PROTECTOR ..	I3	96	8
RUBBER, FUEL TANK MOUNTING .....	H7	84	6	SHAFT SET, THROTTLE .....	E14	53	12	STEM SUB ASSY., STEERING .....	G6	67	4
RUBBER, MOUNTING .....	D1	24	6	SHAFT, BRAKE PIVOT .....	I5	98	8		G7	68	5
	F5	60	2	SHAFT, EX. ROCKER ARM .....	D4	27	7	STOPPER COMP., DRUM .....	E11	50	16
RUBBER, RADIATOR MOUNTING .....	I15	108	5	SHAFT, MAINSHAFT GEARSHIFT				STOPPER COMP., GEARSHIFT DRUM ..	E12	51	16
RUBBER, SEAT RAIL .....	J2	111	27	FORK	E11	50	5	STOPPER, BEAD .....	G15	76	13
RUBBER, SIDE COVER STOPPER .....	H9	86	5	SHAFT, OIL PUMP .....	D14	37	1		H6	83	17
	H10	87	11	SHAFT, SWINGARM PIVOT .....	I7	100	4	STOPPER, SPRING SEAT .....	I9	102	4
RUBBER, SILENCER .....	H7	84	15	SHIFTER, DRUM .....	E11	50	9	SWINGARM SUB ASSY., RR. ....	I8	101	17
RUBBER, STOPPER .....	I10	103	11	SHIM, TAPPET .....	D5	28	16	SWITCH ASSY., KILL .....	G1	62	6
RUBBER, TANK GUARD .....	J2	111	27		D6	29	16				
[ S ]					D7	30	17	[ T ]			
					D8	31	17	TANK COMP., FUEL .....	H7	84	5
SCREEN, OIL FILTER .....	E3	42	6	SHROUD SET, L. RADIATOR .....	H8	85	17	TENSIONER COMP., CAM CHAIN .....	D9	32	2
SCREW-WASHER, 4X14 .....	F1	56	37	SHROUD SET, R. RADIATOR .....	H7	84	16	THREAD, STEERING HEAD TOP .....	G6	67	5
					H8	85	16				

# PART NAME INDEX

L 7

Part name	Address	Page	Ref.	Part name	Address	Page	Ref.	Part name	Address	Page	Ref.
THREAD, STEERING HEAD TOP ----	G7	68	6	WASHER, 22X32X1.5 .....	E9	48	24	WASHER, THRUST, 17.2MM .....	E9	48	23
TIRE, FR. ....	G14	75	10	WASHER, 22X35X2 .....	H6	83	25	WASHER, THRUST, 18X32 .....	D12	35	17
	G15	76	10	WASHER, 24X32X1 .....	E9	48	26	WASHER, THRUST, 20MM .....	D13	36	18
TIRE, RR. ....	G15	76	10	WASHER, 26X10.5 .....	I5	98	11	WASHER, THRUST, 22X30X1 .....	E9	48	25
	H6	83	13	WASHER, 26X9 .....	I5	98	11	WASHER, THRUST, 23.1X28X1 .....	E10	49	38
TOOL, CARBURETOR MAINTENANCE -	J3	112	4	WASHER, 6MM .....	H15	92	19	WEIGHT, DECOMPRESSION .....	D4	27	3
TOP SET .....	E14	53	4	WASHER, 6.1MM .....	E12	51	23	WHEEL SUB ASSY., FR. ....	G14	75	8
	F2	57	51	WASHER, 8MM .....	H6	83	26	WHEEL SUB ASSY., RR. ....	H5	82	11
TUBE A, BREATHER .....	H11	88	14	WASHER, CAMSHAFT THRUST .....	D3	26	16	WOOL A, GLASS .....	I1	94	8
	H13	90	16	WASHER, CHAIN SLIDER .....	I8	101	14	WOOL B, GLASS .....	I1	94	9
TUBE A, FUEL .....	H7	84	14	WASHER, FENDER MOUNTING .....	G9	70	2		I3	96	10
TUBE B, BREATHER .....	H11	88	15	WASHER, HEAD HANGER PLATE .....	J2	111	20	WOOL COMP., GLASS .....	H15	92	8
	H13	90	17	WASHER, LOCK, 18MM .....	D12	35	16		H16	93	8
TUBE B, FUEL .....	H7	84	13	WASHER, OIL BOLT .....	G3	64	17	WRENCH, NIPPLE .....	J3	112	2
TUBE COMP., AIR VENT .....	E16	55	33		H4	81	13	WRENCH, PLUG .....	J3	112	3
TUBE COMP., FUEL CAP BREATHER	H7	84	10	WASHER, PLAIN .....	E16	55	27				
TUBE C, BREATHER .....	H11	88	16				28				
	H13	90	18	WASHER, PLAIN, 10MM .....	G5	66	14				
TUBE, AIR CLEANER CONNECTING -	H11	88	9	WASHER, PLAIN, 12MM .....	D12	35	15				
	H13	90	11		E2	41	6				
TUBE, AIR VENT .....	E16	55	32		I12	104	45				
			34				55				
TUBE, BRAKE PEDAL SPRING ----	I5	98	17		I12	105	55				
TUBE, BREATHER .....	E3	42	2	WASHER, PLAIN, 5MM .....	I8	101	33				
TUBE, DRAIN .....	H11	88	11	WASHER, PLAIN, 6MM .....	I13	106	4				
	H13	90	13	WASHER, PLAIN, 8MM .....	H15	92	21				
TUBE, OUTER .....	G10	71	4				22				
TUBE, OVERFLOW .....	E16	55	31		H16	93	21				
TUBE, TIRE .....	G15	76	11				22				
	H6	83	14		I2	95	32				
TUBE, VINYL, 6X9X730 .....	I16	109	16				33				
TY-RAP, CABLE .....	H8	85	24		I4	97	33				
							34				
[ U ]					I6	99	12				
U-RING .....	F2	57	48	WASHER, PLAIN, 9MM .....	D3	26	15				
				WASHER, RADIATOR MOUNTING .....	I15	108	14				
[ V ]				WASHER, SEALING, 6MM .....	D9	32	10				
VALVE ASSY., RELIEF .....	D16	39	4		F5	60	2				
VALVE COMP., REED .....	E3	42	7	WASHER, SEALING, 6.5MM .....	D11	34	8				
VALVE SET, FLOAT .....	E14	53	2		D15	38	6				
VALVE SET, FLOATING .....	E15	54	14	WASHER, SEALING, 7MM .....	F6	61	2				
VALVE SET, STARTER .....	E15	54	16		D15	38	5				
VALVE, EX. ....	D4	27	9	WASHER, SEALING, 8MM .....	E3	42	12				
VALVE, IN. ....	D4	27	8		F6	61	2				
VALVE, THROTTLE .....	E15	54	22	WASHER, SPECIAL, 6MM .....	D9	32	11				
				WASHER, SPLINE, 20MM .....	E9	48	27				
[ W ]				WASHER, SPRING, 24MM .....	E10	49	40				
WASHER .....	G7	68	15	WASHER, SPRING, 4MM .....	G2	63	27				
WASHER O-RING KIT A .....	F5	60	2	WASHER, SPRING, 8MM .....	G16	77	23				
WASHER O-RING KIT B .....	F6	61	2		H6	83	31				
WASHER, 10MM .....	J2	111	19	WASHER, SPRING, 8X40 .....	E9	48	28				
WASHER, 12MM .....	D13	36	19	WASHER, STEERING STEM .....	G5	66	13				
WASHER, 14MM .....	E7	46	6	WASHER, SWINGARM SIDE .....	I7	100	7				
	E12	51	25	WASHER, THRUST .....	I11	103	32				
	I8	101	25	WASHER, THRUST INVOLUTE,							
WASHER, 16.8X24 .....	E13	52	11	22X21X1	E9	48	21				
				WASHER, THRUST, 13MM .....	D16	39	16				
				WASHER, THRUST, 17MM .....	E13	52	10				

---

**1**

**FOREWORD INDEX**

---

**2**

**ENGINE GROUP**

---

**3**

**FRAME GROUP**

---

**4**

**PART NUMBER INDEX**

---

**5**

**PART NAME INDEX**

---

**HONDA**  
The Power of Dreams



# PARTS CATALOGUE NEWS

Honda Motor Co., Ltd. Service Division

## PARTS CATALOGUE - CORRECTED

Printed in Japan

CODE NO.	13KRN4E6
PARTS CATALOGUE NEWS	CRF250R CRF250R 4/5/6/7/8/9
NEWS NO.	001

Block No.	Ref. No.	Note	Part No.	Description	Reqd. QTY						Serial No.	Parts catalogue code
					4	5	6	7	8	9		
F-21	3	L	30700-KRN-670	CAP ASSY., NOISE SUPPRESSOR ..	1	1	1	1	-	-		
					-	-	-	-	1	-	-----	DE, ED, U, U/A
					-	-	-	-	1	-	----- 8K413263	DE/A, ED/A
		T	30700-KRN-671	.....	-	-	-	-	1	-	8K413264 -----	DE/A, ED/A
					-	-	-	-	-	1		

NOTE A:PART NO. CHANGE D:NEWLY PROVIDED E:PART NO.DELETION K:REQUIRED NO. CORRECTION L:APPLICATION SERIAL NO. CORRECTION  
T:APPLICATION CORRECTION Z:REMARKS CHANGE



# PARTS CATALOGUE NEWS

Honda Motor Co., Ltd. Service Division

Printed in Japan

CODE NO.	13KRN4E6
PARTS CATALOGUE NEWS	CRF250R CRF250R 4/5/6/7/8/9
NEWS NO.	002

## NEW MODEL CRF250R<sub>9</sub>-2ED AND 2U TYPES COMPONENT PARTS-MARKETED

This Parts News CRF250R<sub>9</sub>-2ED and 2U types parts exclusively and is respectively based CRF250R<sub>9</sub>-ED and U types listed on the CRF250R Parts Catalogue.

All other parts not listed herein are the same as CRF250R<sub>9</sub>-ED and U types parts.

Model	Parts catalogue code	Type	Applicable engine serial No.	Applicable frame serial No.	Applicable carburetor serial No.
CRF250R <sub>9</sub>	2ED	European direct sales	ME10E-2500001~	JH2ME10A*9K500001~	FCR12D A
	2U	Australia	ME10E-2500001~	JH2ME10U*9K500001~	



## PARTS CATALOGUE NEWS

BOOKNo.:13KRN4E6

Block No.	Ref. No.	Part No.	Description	Reqd. QTY					Base Part No.	Parts catalogue code
				4	5	CRF250R 6	7	8		
E-1	2	12310-KRN-A20	COVER COMP., CYLINDER HEAD ...	-	-	-	-	-	1	12310-KSC-A30
E-6	3	11351-KRN-A20	COVER, CLUTCH .....	-	-	-	-	-	1	11351-KRN-A30
E-10	2	11340-KRN-A20	COVER COMP., L. CRANKCASE .....	-	-	-	-	-	1	11340-KSC-A30
F-5	1	61110-MEN-A20	FENDER SUB ASSY., FR. ....	-	-	-	-	-	1	61110-MEN-670
F-6	23	51610-MEN-A20	PROTECTOR, R. FR. FORK .....	-	-	-	-	-	1	51610-MEN-000ZA
	24	51620-MEN-A20	PROTECTOR, L. FR. FORK .....	-	-	-	-	-	1	51620-MEN-000ZA
F-8	8	44650-KRN-J30	WHEEL SUB ASSY., FR. ....	-	-	-	-	-	1	44650-KRN-A30
	9	44701-MEN-A21	RIM, FR. WHEEL (21X1.60) .....	-	-	-	-	-	1	44701-MEN-A11
	26	51615-KRN-J30	COVER COMP., FR. DISK .....	-	-	-	-	-	1	51615-KRN-A30ZA
F-9	10	43340-MEN-A20	GUARD, RR. CALIPER .....	-	-	-	-	-	1	43340-MEY-000ZA
	18	43330-KRN-J30	COVER, RR. DISK .....	-	-	-	-	-	1	43330-KRN-A30ZA
F-11	11	42650-KRN-A20	WHEEL SUB ASSY., RR. ....	-	-	-	-	-	1	42650-KRN-A10
	12	42701-KRN-A21	RIM, RR. WHEEL (19X1.85) .....	-	-	-	-	-	1	42701-KRN-A11
F-12	16	19071-KRN-A20ZA	SHROUD SET, R. RADIATOR *TYPE1*(WL)	-	-	-	-	-	1	19071-KRN-A30ZA
	17	19072-KRN-A20ZA	SHROUD SET, L. RADIATOR *TYPE1*(WL)	-	-	-	-	-	1	19072-KRN-A30ZA
F-13	1	77100-KRN-A20	SEAT COMP. ....	-	-	-	-	-	1	77100-KRN-A30
	2	77101-KRN-A20	LEATHER COMP., SEAT (NO LETTERS PRINTED)	-	-	-	-	-	1	77101-KRN-A30
	10	83510-KRN-A20	COVER, R. SIDE .....	-	-	-	-	-	1	83510-KRN-A30
	12	83610-KRN-A20	COVER, L. SIDE .....	-	-	-	-	-	1	83610-KRN-A30
F-14-1	28	17250-KRN-A10	CASE COMP., AIR CLEANER .....	-	-	-	-	-	1	17250-KRN-A30
F-20	6	80101-KRN-A20ZA	FENDER SET, RR. *TYPE1*(WL) ..	-	-	-	-	-	1	80101-KRN-A30ZB
F-22	3	19033-KRN-A20	GRILLE, RADIATOR .....	-	-	-	-	-	2	19033-KRN-850

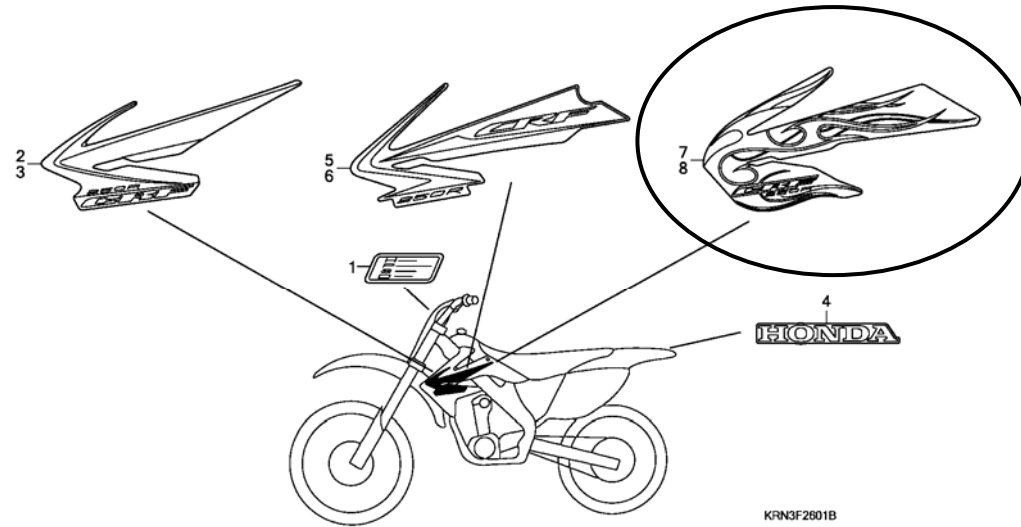
NOTE A:PART NO.CHANGE D:NEWLY PROVIDED E:PART NO.DELETION K:REQUIRED NO.CORRECTION L:APPLICATION SERIAL NO.CORRECTION  
T:APPLICATION CORRECTION Z:REMARKS CHANGE

PARTS CATALOGUE NEWS

BOOKNo.:13KRN4E6

Block No.	Ref. No.	Part No.	Description	Reqd. QTY					Base Part No.	Parts catalogue code	
				4	5	CRF250R 6	7	8			9
F-23	7	50360-KRN-A20	GUARD, L. ENGINE .....	-	-	-	-	-	1	50360-KRN-A10	

F-26-1 MARK (CRF250R8/9)



F-26-1	4	87130-KCZ-J60ZA	MARK *TYPE1*(HONDA) .....	-	-	-	-	-	1	87130-KPS-A20ZA	
	5		MARK, R. RADIATOR SHROUD *TYPE1*	-	-	-	-	-	0	87126-KRN-A30ZA	
	6		MARK, L. RADIATOR SHROUD *TYPE1*	-	-	-	-	-	0	87127-KRN-A30ZA	
	7	87126-KRN-A20ZA	MARK, R. RADIATOR SHROUD *TYPE1*	-	-	-	-	-	1		
	8	87127-KRN-A20ZA	MARK, L. RADIATOR SHROUD *TYPE1*	-	-	-	-	-	1		

NOTE A:PART NO.CHANGE D:NEWLY PROVIDED E:PART NO.DELETION K:REQUIRED NO.CORRECTION L:APPLICATION SERIAL NO.CORRECTION  
T:APPLICATION CORRECTION Z:REMARKS CHANGE



# PARTS CATALOGUE NEWS

Honda Motor Co., Ltd. Service Division

## PARTS CATALOGUE - CORRECTED

Printed in Japan

CODE NO.	13KRN4E6
PARTS CATALOGUE NEWS	CRF250R CRF250R 4/5/6/7/8/9
NEWS NO.	003

Block No.	Ref. No.	Note	Part No.	Description	Reqd. QTY							Serial No.	Parts catalogue code
					4	5	CRF250R 6	7	8	9			
EOP-1	1	T	06113-KRN-710	GASKET SHEET KIT A (COMPONENT PARTS)	-	1	1	1	1	1			
			12191-KRN-731	GASKET, CYLINDER .....	-	1	1	1	1	1			
			12251-KRN-731	GASKET, CYLINDER HEAD .....	-	1	1	1	1	1			
			12391-KRN-670	GASKET, HEAD COVER .....	1	1	1	1	1	1			
			14560-MEN-671	GASKET, TENSIONER LIFTER .....	1	1	1	1	1	1			
			18291-MM5-860	GASKET, EX. PIPE .....	1	1	1	1	1	1			
	2	T	06114-KRN-700	WASHER O-RING KIT A (COMPONENT PARTS)	1	1	1	1	1	1			
			12226-MEB-670	SEAL, RING .....	1	1	1	1	1	1			
			90442-397-000	WASHER, SEALING, 6MM .....	1	1	1	1	1	1			
			90543-MV9-670	RUBBER, MOUNTING .....	2	2	2	2	2	2			
	T	91303-377-000	O-RING, 13.8X2.5 .....	1	1	1	1	1	1				
EOP-2	1	T	06115-KRN-A10	GASKET SHEET KIT B (COMPONENT PARTS)	-	-	-	-	1	1			
			11191-KRN-A10	GASKET, CRANKCASE .....	-	-	-	-	1	1			
			11352-KRN-671	GASKET, CLUTCH COVER .....	1	1	1	1	1	1			

NOTE A:PART NO. CHANGE D:NEWLY PROVIDED E:PART NO. DELETION K:REQUIRED NO. CORRECTION L:APPLICATION SERIAL NO. CORRECTION  
T:APPLICATION CORRECTION Z:REMARKS CHANGE

## PARTS CATALOGUE NEWS

BOOKNo. : 13KRN4E6

Block No.	Ref. No.	Note	Part No.	Description	Reqd. QTY						Serial No.	Parts catalogue code
					4	5	CRF250R 6	7	8	9		
		T	11394-KRN-A00	GASKET, R. COVER .....	-	-	-	1	1	1		
		T	11395-KRN-670	GASKET, L. COVER .....	1	1	1	1	1	1		
		T	19226-KRN-670	GASKET, WATER PUMP .....	1	1	1	1	1	1		
	2	T	06116-KRN-700	WASHER O-RING KIT B (COMPONENT PARTS)	1	1	1	1	1	1		
		T	90447-KE1-000	WASHER, SEALING, 7MM .....	2	2	2	2	2	2		
		T	90463-ML7-000	WASHER, SEALING, 6.5MM .....	2	2	2	2	2	2		
		T	90474-333-000	WASHER, SEALING, 8MM .....	2	2	2	2	2	2		
		T	90751-GK1-003	O-RING, 8.5X1.7 .....	1	1	1	1	1	1		
		T	91301-KSR-A01	D-RING, 22MM .....	1	1	1	1	1	1		
		T	91302-PA9-003	O-RING, 39.8X2.2 (ARAI) .....	1	1	1	1	1	1		
		T	91303-377-000	O-RING, 13.8X2.5 .....	1	1	1	1	1	1		
		T	91304-MJ0-003	O-RING, 15.8X2.4 (SHOWA) .....	1	1	1	1	1	1		
		T	91305-KF0-003	O-RING, 27X2 (ARAI) .....	1	1	1	1	1	1		
		T	91307-035-000	O-RING, 18X3 .....	2	2	2	2	2	2		
		T	91312-KE7-003	O-RING, 19X3 (NOK) .....	1	1	1	1	1	1		

NOTE A:PART NO. CHANGE D:NEWLY PROVIDED E:PART NO.DELETION K:REQUIRED NO. CORRECTION L:APPLICATION SERIAL NO. CORRECTION  
T:APPLICATION CORRECTION Z:REMARKS CHANGE