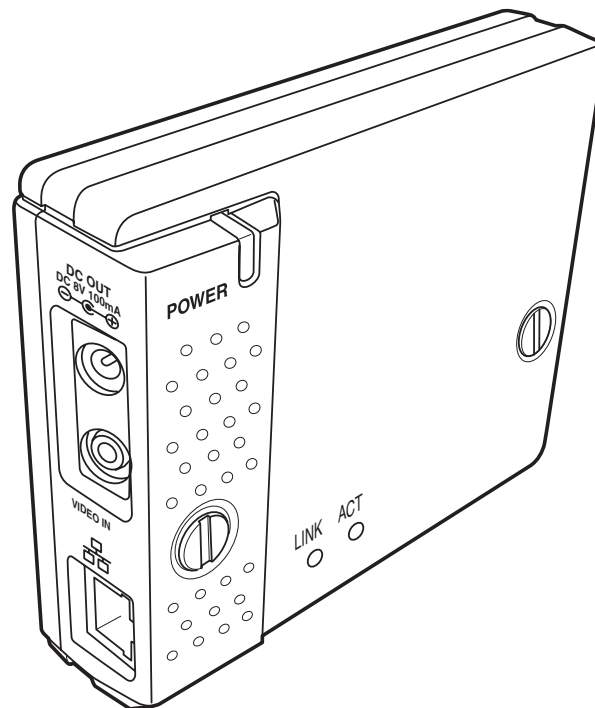


SERVICE MANUAL PJ-Net Organizer

Model No. POA-PN03C

Original Version



NOTE: Match the Chassis No. on the unit's back cover with the Chassis No. in the Service Manual.
If the Original Version Service Manual Chassis No. does not match the unit's, additional Service Literature is required. You must refer to "Notices" to the Original Service Manual prior to servicing the unit.

Chassis No. IFE-PN03C00

RoHS

- This product does not contain any hazardous substances prohibited by the RoHS Directive. (You will find "RSF" mark near the rating plate on the RoHS compliant product.)

WARNING

- You are requested to use RoHS compliant parts for maintenance or repair.
- You are requested to use lead-free solder.

Safety Instructions

PRODUCT SAFETY NOTICE

Product safety should be considered when a component replacement is made in any area of the projector. Components indicated by mark \triangle in the parts list and the schematic diagram designate components in which safety can be of special significance. It is, therefore, particularly recommended that the replacement of there parts must be made by exactly the same parts.

BATTERY REPLACEMENT NOTICE

Caution

Danger of explosion if battery is incorrectly replaced.

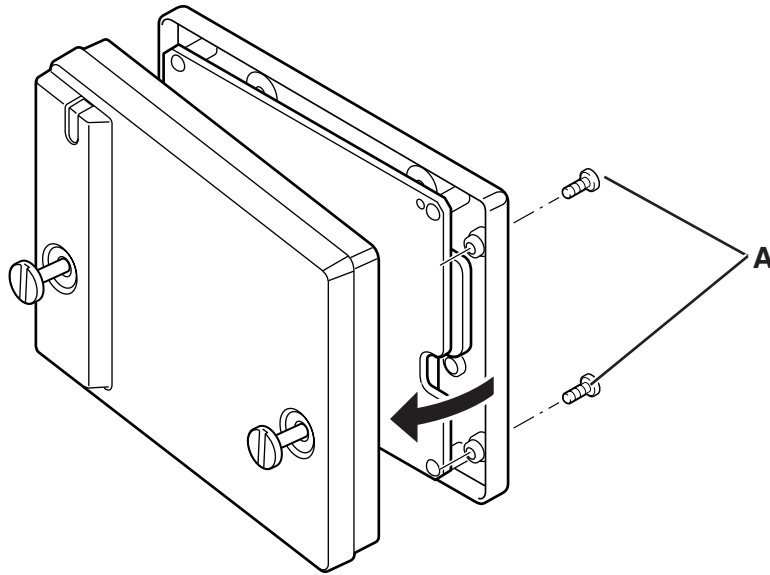
Replace only with the same or equivalent type recommended by the manufacturer.

Dispose of used batteries according to the manufacture's instructions.

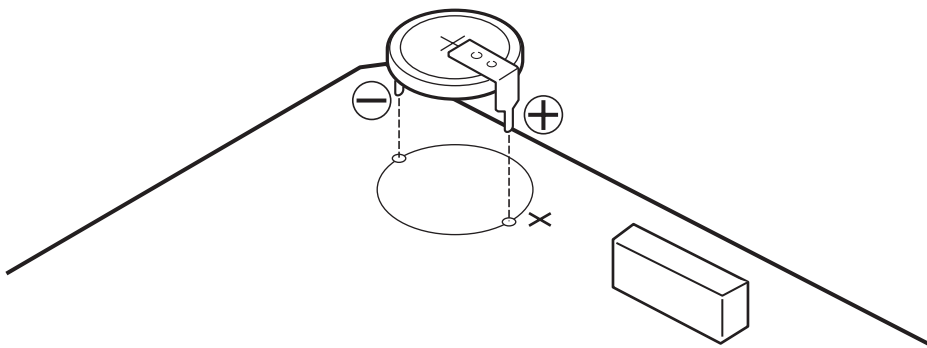
Replace Battery With SANYO Electric Co., Ltd., Part No. CR2032 Only. Use of Another Battery May Present A Risk Of Fire or Explosion.

Battery Replacement

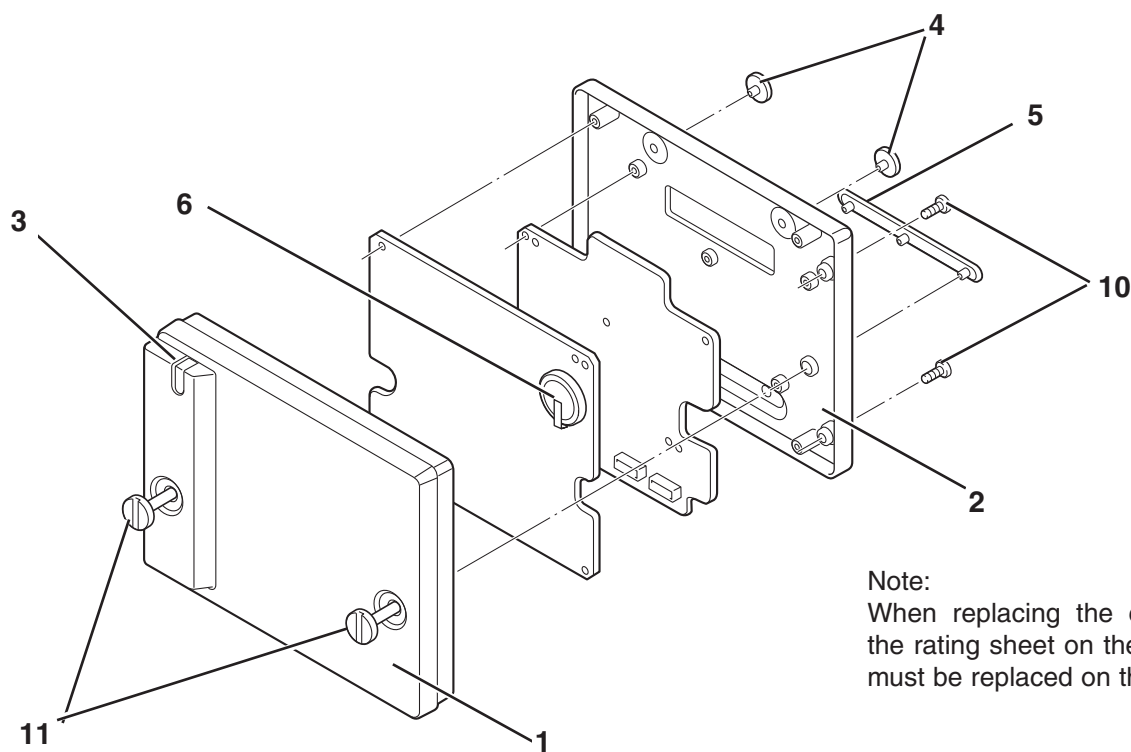
1. Remove 2 screws **A** and then remove cabinet.



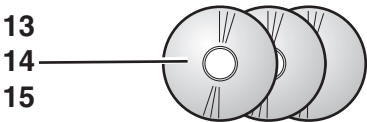
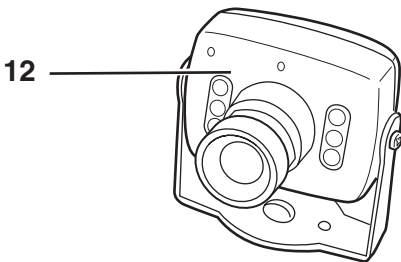
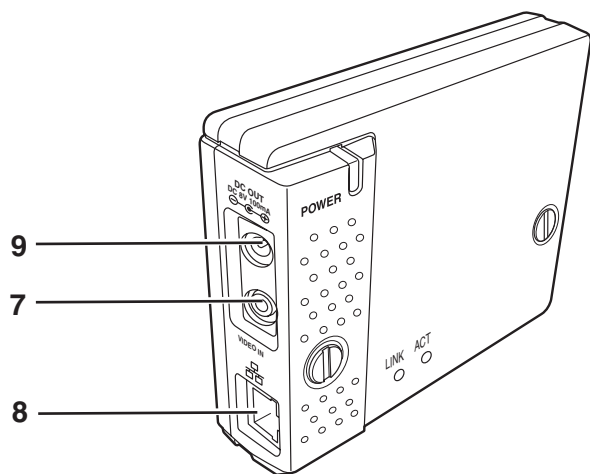
2. Remove a battery on the board with the soldering tool.
3. Mount a new battery as the polarity markings on the board and battery are coincided as shown below.



Parts List



Note:
When replacing the case bottom,
the rating sheet on the bottom side
must be replaced on the new one.



Key No.	Parts No.	Description	Key No.	Parts No.	Description
1	610 332 0311	CASE TOP-IFEF	11	312 064 9609	SPECIAL SCREW NI
2	910 320 1970	CASE BTM-IDZL	12	645 091 8964	COLOR CMOS CAMERA
3	910 297 5636	DEC LED-IDCS	13	610 332 3961	CD-ROM,PJ CAMERA VIEWER
4	910 293 9973	SPACER LEG-MA8A	14	610 334 6038	CD-ROM,OWNERS MANUAL-IFDE
5	910 298 0494	SPACER LEG-IDCS	15	945 086 5191	CD-ROM(NETWORK V&C 3)
6	945 052 2476	BATTERY,LITHIUM			
7	610 010 6260	JACK,RCA(3T,YEL)		610 332 3831	QUICK SETUP GUIDE-IFEF
8	945 068 0725	TRANS,PULSE			
9	645 092 0486	SOCKET,DC 1P			
10	312 070 8207	SPECIAL SCREW 3X12 W			

NOTE: The boards for this product are not service supplied parts.