

High Definition Camera of Analogue


Product Feature


1. AHD 720P
2. AHD or 1280H Video Output
3. Board lens: 3.6mm
4. Built-in IR cut Filter, accurate focus for Day & Night
5. 2DNR & 3DNR function (Digital Noise Reduce).
6. OSD control by button (optional)
7. OSD menu language: English/ Chinese/ Japanese ~ up to 12 languages



SAFETY PRECAUTIONS

Please read before using

 The lightning flash with arrowhead symbol, within an equilateral triangle, is intended to alert the user to the presence of insulated dangerous Voltage within the product's enclosure that may be sufficient magnitude to constitute risk of electrical shock to persons.

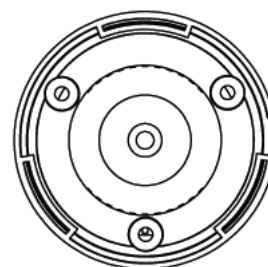
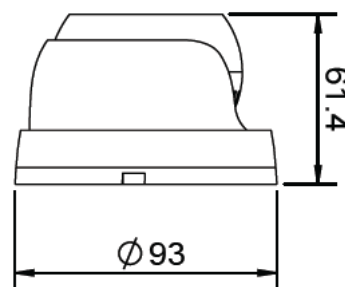
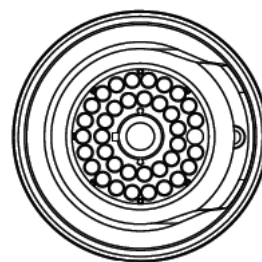
 The exclamation point within an equilateral triangle is intended to alert the user to the presence of important operation and maintenance (servicing) instructions in the literature accompanying the appliance.

1. Please read the service manual in details before using.
2. Don't try to disassemble the chassis or the part easily, in case that touch the power by mistake, is shocked by electricity the danger or caused inside parts to be damaged,
3. Do not attempt to service this unit yourself unless you are authorized to do so. Opening cover may exposure you to dangerous voltage or other hazards. Refer all servicing to qualified personnel only.
4. When being regular, please lock the parts firmly first to prevent the machine damage.
5. Please connect correctly in accordance with the regulation, prevent the machine from using, or striking improperly.
6. Please don't use any organic solution or the corrosively sanitizer to insert and wipe away the chassis outside. While inserting and wiping away, please turn off the power, and use the clean cloth is stained with letting a small amount of branch water, insert and wipe away appearance.
7. Please don't use the camera under the following abominable environments: Temperature is lower than -10 degrees Centigrade, or is higher than +50 degrees Centigrade.

Specification

Pick up device	1/2.8" SONY CMOS : 1.3 Mega
Resolution	1280(H) x 720(V) @ 25/30FPS
Video Output	AHD or 1280H
Synchronization	internal
Scanning System	2:1 interlace
S/N Ratio	More than 55dB(AGC OFF)
Electronic Shutter	Auto 1/60 (1/50) ~ 1/50,000 sec / Flk
Min. Illumination	0.04Lux (F2.0 , AGC ON)
Lens Type	Board Lens: 3.6mm/F1.8 Optional: 6mm / 8mm
IR Distance	20M (36pcs IR LED)
Coxial Cable Transmition Distance(3C/5C)	300M/500M
Twisted Cable Transmition Distance (Cat5e standard)	200M
Power Source	DC12V \pm 10% / 1A
Power Consumption	4.56W (Max)
Current	380mA (Max)
Operating Temperature	-10°C ~ 50°C (14°F ~ 122°F)
Storage Temperature	-20°C ~ 70°C (-4°F ~ 158°F)
Dimension	93(Diameter) x 61.4(H) mm

Dimension



Unit: mm

➤ **Twisted Cable Transmit please use AHD Balun**

⚠ Please use suitable adapter DC12V \pm 10 %,1A

※ Suppose you buy a product with OSD function:

(1) Press right side direction button two seconds to switch AHD mode, and left side is to CVBS mode.

OSD Control (Optional)



Push direction right button to switch AHD function on or off.

(2) Use down side direction to switch NTSC or PAL system.



Push down direction button to switch NTSC or PAL system.

OSD MENU Description

MAIN MENU	
LENS	MANUAL
EXPOSURE	↓
BACKLIGHT	OFF
WHITE BAL	ATW↓
DAY&NIGHT	EXT ↓
	↓
NR	↓
	↓
SPECIAL	↓
	↓
ADJUST	↓
EXIT	SAVE & END ↓

Function	Description
LENS	Default Lens is Manual
EXPOSURE	Defog default is "OFF"
BACKLIGHT	Default is "OFF", user can press right or left button to choose "OFF 、 BLC 、 HSBLC"
WHITEBAL	User can press right or left button to choose "ATW 、 AWC→SET 、 INDOOR 、 OUTDOOR 、 MANUAL 、 AWB"
DAY & NIGHT	User can press right or left button to choose "EXT 、 AUTO 、 COLOR 、 B/W"
NR	Here can adjust 2DNR & 3DNR "LOW 、 MIDDLE 、 HIGH 、 OFF"
SPECIAL	CAMERA TITLE 、 D-EFFECT 、 MOTION 、 PRIVACY 、 LANGUAGE 、 DEFECT 、 RS485 functions can be set under this menu. ※ Language support: ENG, CHN1, CHN2, GER, FRA, ITA, SPA, POL, RUS, POR, NED, TUR
ADJUST	SHARPNESS 、 MONITOR 、 LSC 、 VIDEO.OUT.
EXIT	SAVE & END OSD menu or RESET to factory default.

85-AHD727-A002G-B