

SPECIFICATIONS AND FEATURES

SPECIFICATION									
C-CAB									
Driveline	2 WD			4 WD			4 WD		
Model	2.5 LS1	2.5 LT	2.5 LT Z71	2.5 LT Z71 4x4	2.8 LTZ	2.8 LT Z71	2.8 LTZ Z71	2.8 LT Z71 4x4	2.8 LTZ Z71 4x4 AT
Engine									
Engine reference	Duramax (XLD25)				Duramax (XLD28)				
Engine type	Commonrail turbo direct injection with intercooler system DOHC, 16-valve, in-line, liquid-cooled								
Displacement (cc)	2,499				2,776				
Piston width x stroke (mm.)	92 x 94				94 x 100				
Compression ratio	16.5 : 1				16.0 : 1				
Maximum power (hp) (kw/rpm)	150 (110) / 3,800				180 (132) / 3,800				
Maximum torque (nm) (kg-m)/rpm)	350 (35.7) / 2,000				440 (44.9) / 2,000 (M/T) & 470 (47.9) / 2,000 (A/T)				
Injector pumps type	Electronically controlled injector pumps								
Powertrain									
Transmission type	5-speed manual				manual	manual	automatic	manual	automatic
Gear ratio	1st gear	4.079	4.079	4.065	4.079	4.065	4.079	4.065	4.079
	2nd gear	2.289	2.289	2.289	2.289	2.289	2.289	2.289	2.289
	3rd gear	1.472	1.472	1.551	1.472	1.551	1.472	1.551	1.551
	4th gear	1.000	1.000	1.157	1.000	1.157	1.000	1.157	1.157
	5th gear	0.725	0.725	0.853	0.725	0.853	0.725	0.853	0.853
	6th gear	-	-	-	0.674	-	0.674	-	0.674
	Reverse gear	3.795	3.795	3.200	3.795	3.200	3.795	3.200	3.200
Differential ratio	4.100				3.727	3.727	3.420	3.727	3.420
Suspension system									
Front	Independent, double wishbone with torsion bar and gas shock absorbers								
Rear	Leaf spring with half oval steel pads with gas shock absorbers								
Steering system									
Type	Rack and pinion with power steering								
Brake system									
Front	280 mm. Disc Brake-Ventilated		300 mm. Disc Brake-Ventilated		280 mm. Disc Brake-Ventilated		300 mm. Disc Brake-Ventilated		
Rear					295 mm. drum brake				
Brake booster	10.5" size								
Exterior size and dimension									
Length (without/rear bumper) (mm.)					5,250 / 5,347				
Truck bed length (mm.)					1,484				
Width (mm.)	1,789				1,789		1,882		
Height (mm.)	1,700	1,703			1,781			1,781	1,790
Wheelbase (mm.)					3,096				
Front / rear track width (mm.)					1,570 / 1,570				
Minimum clearance from ground (mm.)	137	198			210	198	210		217
Minimum turning radius (m.)	6.1				6.3	6.1			6.3
Interior dimension									
Front passenger section floor length (mm.)					1,068				
Height of ceiling from seats (mm.)					1,005				
Shoulder-level width of front passenger section (mm.)					1,460				
Passenger cabin width at hip (mm.)					1,400				
Rear passenger section floor length (mm.)					904				
Capacity									
Truck with load (kg.) + tow (kg.)					6,000				
Number of seats					5				
Fuel tank (liter)					76				


EVERY ROAD, EVERY RIDE IS EVEN MORE ASSURING WITH CHEVROLET COLORADO.

A 3-year guarantee or 100,000 km, and devoted after sales service plus an emergency services 24 hours nationwide keep you company along your way.

LOW COST OF MANTANANCE

Drive with peace of mind, knowing that the advanced technology in your Chevrolet Colorado has made it possible to extend interval maintenance to an amazing 20,000 kilometers. The results? Lower maintenance and greater value for all Chevrolet Colorado.

- Conditions of the 3-year/100,000-kilometer warranty and the 24-hour Chevrolet Roadside Assistance are as per the vehicle operation and service manual.
- Remark: The company reserves the right to alter the above specifications without prior notice.



For more information please contact customer service.

**Chevrolet Sales (Thailand)**

21Fl., 555 Rasa Tower. Phaholyothin Rd., Ladyao, Chatuchak, Bangkok 10900 Tel: 1734 Fax.: 66 (0) 25949129 www.chevrolet.co.th

FEATURES									
C-CAB									
Exterior devices	2.5 LS1	2.5 LT	2.5 LT Z71	2.5 LT Z71 4x4	2.8 LTZ	2.8 LT Z71	2.8 LTZ Z71	2.8 LTZ Z71 4x4	2.8 LTZ Z71 4x4 AT
Dashboard	Dark Ash Grey	Dark Ash Grey	Dark Ash Grey	Dark Ash Grey	Dark Ash Grey	Dark Ash Grey	Dark Ash Grey	Dark Ash Grey	Dark Ash Grey
Door panel at control switch area	-	•	•	•	•	•	•	•	•
Visors with card holders on driver and vanity mirror on front passenger	-	•	•	•	•	•	•	•	•
Air condition	•	•	•	•	•	•	•	•	•
Illuminated Cluster	•	•	•	•	•	•	•	•	•
Driver Information Display	•	•	•	•	•	•	•	•	•
Power door lock	•	•	•	•	•	•	•	•	•
Foldable remote key	•	•	•	•	•	•	•	•	•
Power window with express up & down on the driver's side	•	•	•	•	•	•	•	•	•
Radio 1 CD	1 DIN with MP3	2 DIN with Bluetooth, MP3, USB and AUX	2 DIN with Bluetooth, MP3, USB and AUX	2 DIN with Bluetooth, MP3, USB and AUX	2 DIN with Bluetooth, MP3, USB and AUX	2 DIN with Bluetooth, MP3, USB and AUX	2 DIN with Bluetooth, MP3, USB and AUX	2 DIN with Bluetooth, MP3, USB and AUX	2 DIN with Bluetooth, MP3, USB and AUX
Speakers	2	4	4	4	6	4	6	4	6
Audio controls on steering wheel	-	-	-	-	•	-	•	-	•
Power steering wheel	•	•	•	•	•	•	•	•	•
Tilt steering wheel	-	•	•	•	•	•	•	•	•
Leather wrapped on steering wheel and gear knob	-	-	-	-	-	-	-	-	-
Cruise control on steering wheel	-	-	-	-	-	-	-	-	-
Seat and partial door panel styling	Struct fabric	Geo fabric	Geo fabric	Geo fabric	Truss fabric	Geo fabric	Truss fabric	Geo fabric	Leather/leatherette
Height adjustable driver's seat	-	-	-	-	-	-	-	-	-
Power seat for driver	-	-	-	-	-	-	-	-	-
Wiper Intermittent	•	•	•	•	•	•	•	•	•
Dome light	•	•	•	•	•	•	•	•	•
Map light	-	•	•	•	•	•	•	•	•
Power outlet	•	•	•	•	•	•	•	•	•
Storage on console	•	-	-	-	With cover	-	-	-	-
Storage on IP (radio area)	•	-	-	-	-	-	-	-	-
Left and right retractable cup holders	•	•	•	•	•	•	•	•	•
Inner chromium door handles	-	-	-	-	-	-	-	-	-
Assit grip on the A-pillar	-	-	•	•	-	•	•	•	•
External devices									
Headlamps	Halogen	Halogen	Halogen	Halogen	Projector	Halogen	Projector	Halogen	Projector
Fog lamps	-	-	•	•	With chrome frame	•	With chrome frame	•	With chrome frame
LED taillights	-	-	-	-	•	-	-	•	•
Turn signal on outside rear view mirrors	-	•	•	•	•	•	•	•	•
Outside rear view mirrors cover	Black	Body color	Body color	Body color	Chrome	Body color	Chrome	Body color	Chrome
Electric adjustable outside rear view mirrors	-	•	•	•	With Elec folding	•	With Elec folding	•	With Elec folding
Front grille with chrome frame	•	•	•	•	•	•	•	•	•
Front bumper body color	•	•	•	•	•	•	•	•	•
Outside door handles	Black	Body color	Body color	Body color	Chrome	Body color	Chrome	Body color	Chrome
Tail gate handle	Black	Body color	Body color	Body color	Chrome	Body color	Chrome	Body color	Chrome
Rear bumper	-	-	Black	Black	Chrome	Black	Chrome	Black	Chrome
Side steps	-	-	-	-	-	-	•	-	•
Roof racks	-	-	-	-	-	-	-	-	-
Steel wheel	15"	-	-	-	16"	16"	16"	16"	17"
Alloy wheel	-	16"	16"	16"	16"	16"	16"	16"	17"
Tire size	195/80 R15	215/70 R16	245/70 R16	245/70 R16	215/70 R16	245/70 R16	245/70 R16	245/70 R16	255/65 R17
Safety features									
Safety windshield	•	•	•	•	•	•	•	•	•
Sun band on windshield	•	•	•	•	•	•	•	•	•
Side impact beams	•	•	•	•	•	•	•	•	•
Engine protector shield	-	-	-	-	-	-	-	-	-
SRS airbags for driver and front passenger	-	-	-	-	-	-	-	-	-
Three-point seat belts for driver and front passenger	•	•	•	•	Pretensioner & Load Limit	•	Pretensioner & Load Limit	Pretensioner & Load Limit	Pretensioner & Load Limit
Three-point seat belts 2nd row seat for outer and center passenger	-	•	•	•	•	•	•	•	•
Defogger rear window	-	•	•	•	•	•	•	•	•
ABS with EBD	-	•	•	•	•	•	•	•	•
Penic Brake Assist (PBA)	-	•	•	•	•	•	•	•	•
Hydraulic Brake Assist (HBA)	-	•	•	•	•	•	•	•	•
Electronic Stability Program (ESP)	-	-	-	-	-	-	-	-	-
Traction Control System (TCS)	-	-	-	-	-	-	-	-	-
Cornering Brake Control (CBC)	-	-	-	-	-	-	-	-	-
Limited Slip	-	-	-	-	-	-	-	-	-
Third brake lamp	•	•	•	•	•	•	•	•	•
Improper door closure warning	•	•	•	•	•	•	•	•	•
Key in ignition warning	•	•	•	•	•	•	•	•	•
Headlamps on warning	•	•	•	•	•	•	•	•	•
Seat belt warning	•	•	•	•	•	•	•	•	•
Tool kit	-	-	-	-	-	-	-	-	-
Anti-theft alarm	-	-	-	-	-	-	-	-	-
Immobilizer	•	•	•	•	•	•	•	•	•

เชฟวี  
โคโลราโด  
C-CAB





America's legendary Duramax engine  
Chevrolet's exclusive motoring marvel now  
available in a terrain-proven pick-up truck

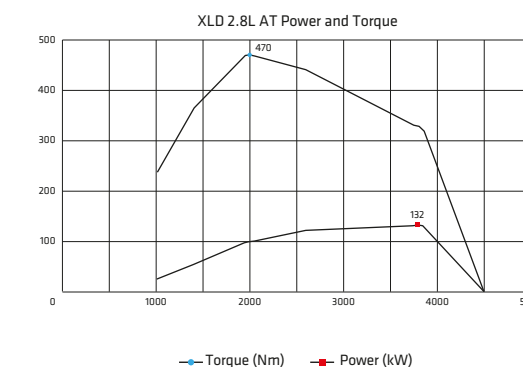
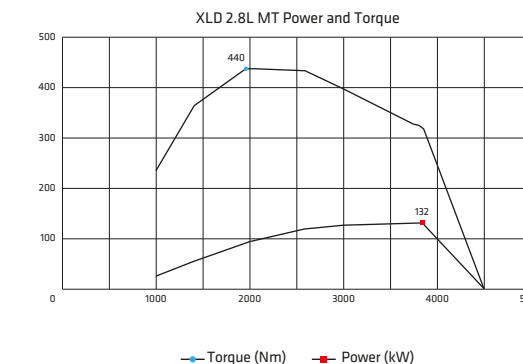
**DURAMAX DIESEL**

**TOUGH, POWERFUL AND FUEL-EFFICIENT**



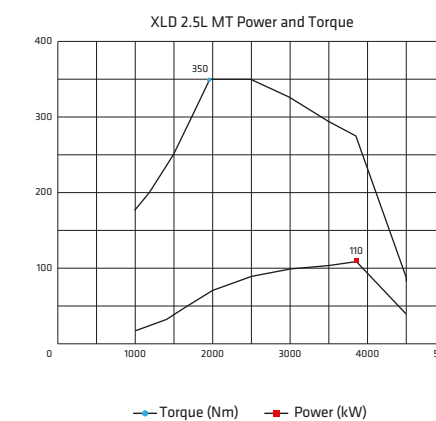
## 2.8 Duramax Diesel

The 2.8-liter Duramax diesel engine with 4 cylinders and 16 valves delivers 180 horsepower (132 kilowatts) and 470 nm torque at 2,000 rpm. This high-performance, fuel-efficient engine employs the direct injection system, Variable Geometry Turbo and an intercooler to boost torque at low revolutions. A servo motor controlled by the ECM (engine control module) improves driving performance while also delivering noticeable improvement in fuel efficiency. In addition to the 5-speed manual transmission, the Duramax engine in the New Colorado is the first in a pick-up truck to be given a 6-speed Active Select automatic transmission. Power is delivered with great consistency and optimal fuel efficiency gained with an overdrive gear of two gear ratios. And now, with the Active Select system, driving is made even more enjoyable, which allows you to manipulate precise gear changes at will.



## 2.5 Duramax Diesel

With 4 cylinders, 16 valves and 150 horsepower (110 kilowatts), the 2.5-liter Duramax diesel engine churns out 350 nm of torque at 2,000 rpm. More power is delivered with less fuel consumed, thanks to the direct injection system. Meanwhile, the turbocharger and the intercooler system work together to regulate the temperature and density of air being circulated in the engine at a time, for improved combustion, as well as, greater horsepower and torque. The forceful engine is mated to a 5-speed manual transmission, the gear ratio of which is designed to accommodate all applications from conventional pick-up use to heavy-duty transportation. The smooth gear shift is also a major plus.

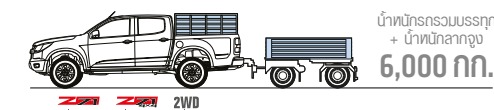
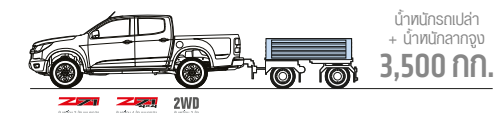




# PAYLOAD

The ultimate choice for durability and extreme versatility for all applications

The Chevy Colorado was born for the road... regardless of how tough the road condition is. This powerful pick-up truck feeds on obstacles and makes light of any challenge or emergency that you could meet.



# EXTERIOR

Commanding presence to complement all lifestyles

A mid-sized pick-up truck with the luxury appeal of an SUV, Chevy Colorado is thoroughly designed to accommodate all driving needs and lifestyles. It is your ultimate vehicle for both urban driving and actual heavy-duty loading.

## Projector headlamps (LTZ model only)

See farther ahead and also to the sides without causing disturbance to oncoming traffic. A level switch is provided for you to finely adjust the light beam as needed.

## Front fog lamps (LTZ model only)

Safely plough through the rain or the fog with improved confidence as you can now see more of the road ahead.

## Power-operated rearview mirrors with built-in LED

turn signals Large, power-operated rearview mirrors afford greater visibility and convenience. They also come with built-in LED turn signals that give an awesome look.

## LED tail lights (LTZ model only)

Colorado sets a new safety standard for the pick-up truck industry. The LED tail lights last longer and utilize less energy than typical bulbs. They offer optimal safety while braking, especially with the third reflector brake lamp that can be seen clearly from a distance.



# INTERIOR

Tasteful from the inside out. Stately appointments on par with luxury SUV

Convenience and class are brought together in the expansive passenger cabin of the Chevy Colorado C-Cab. Driver and passengers will enjoy unparalleled comfort not only from the new design but also the built-in equipment which increases your appreciation of any journey.

## Odometer and intelligent information display

The odometer is inspired by that of the Chevrolet Camaro sports coupe. Vital driving and performance information is neatly shown on the Data Information Center (DIC).

## Automatic air conditioning system and versatile audio system

Temperature inside the passenger cabin can be regulated with a single push of a button for absolute convenience throughout the journey. And as you go the distance, everyone will be kept company by the radio with a one-disc CD drive and FM/AM/CD /MP3/WMA support, plus six speakers (on the LTZ model) for high audio definition on the road.

## Multi-function steering wheel and cruise control

Control your audio system, answer calls from a Bluetooth connected phone or manipulate the cruise control system directly from your steering wheel. The adjustment of the driver's seat is electronically powered (only on the 2.8 LTZ Z71 4x4 AT model), making it easy to achieve your ideal driving position with a simple push of a button.

## Electronic 4WD shift switch

The 4WD model comes with a thoughtfully positioned electronic shift switch that allows you to enter 2WD, 4WD Hi or 4WD Lo mode as desired.





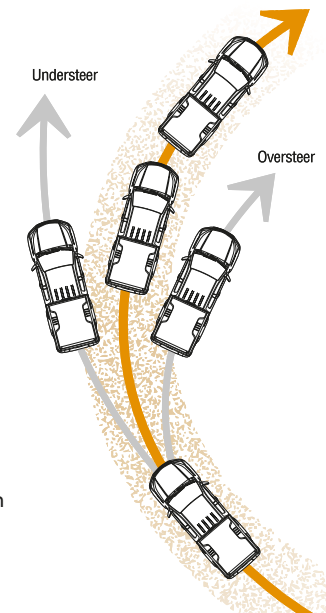


## BRAKING SYSTEM

Unsurpassed braking technology.

As safety is our first and foremost concern, we have dedicated maximum effort to the development of a truly dependable braking system, to be found only in the new Chevy Colorado.

- **ABS** (Anti-Lock Braking System): The 4-channel ABS (on the 2.8-liter model) prevents the wheels from being frozen. It improves the stability of the vehicle during sudden braking.
- **EBD** (Electronic Brake-Force Distribution): The EBD distributes proper brake-force to the front and the rear wheels. This technique shortens the braking distance and improves braking efficiency for the load level you are carrying at the time.
- **TCS** (Traction Control System): Together with the ABS, the TCS works to prevent free-spinning of the wheels at any torque or engine revolution and in any driving condition. The TCS is activated when you launch the vehicle forward from stop, approach a bend on the road, or need to make a sudden brake.
- **ESC** (Electronic Stability Control): Stability of the vehicle is optimized by the ESC which works in tandem with the TCS to assess the movement of the vehicle and the radius at which the steering wheel is turned. In the event where balance is compromised, the system will increase the brake-force to each wheel and decrease engine power to restore balance and improve handling.
- **PBA** (Panic Brake Assist): This system monitors the pressure applied by the foot to the brake pedal and instructs the ABS to engage more quickly. Braking distance is thus shorter on vehicles with ABS and PBA than those with ABS alone.
- **CBC** (Cornering Brake Control): When cornering, CBC controls the brake pressure and the brake-force to each of the four wheels. This uneven, individual distribution is desirable as it can help maintain the balance and stability of the vehicle; and, mitigate the chance of oversteering or understeering.
- **HBA** (Hydraulic Brake Assist): The HBA increases brake pressure when the brake pedal is forcefully pressed by the driver during a sudden brake.
- **HBFA** (Hydraulic Brake Fade Assist): Extra safety is afforded by the HBFA. This system is activated automatically when the driver reaffirms the pressure on the brake pedal, as if to further increase braking power. All of these linked features have been designed to work in unison for the utmost safety of the driver and every passenger in the Chevy Colorado.



↑ ติว: ESC และ TCS

↑ ติว: ESC และ TCS

ภาพแสดงการทำงานของระบบ ESC และ TCS เพื่อช่วยรักษาสมดุลและควบคุมการเลี้ยวรถ ป้องกันภาวะ Oversteer และ Understeer

## SAFETY Fully-loaded safety measures

High-strength body frame, chassis and door panels for optimal protection of every life on board

### Active Safety


The highly durable body frame of the Chevrolet Colorado is capable of withstanding any bending force being applied on it. With the extra support beams inside of the door panels, impact force from a collision from the side is optimally absorbed, making the passenger cabin a safety zone. The chassis itself has been totally redesigned with precise structural calculation to ensure its resistance against bending force. Eight cross members and seven cross members have been implemented in the 4WD and the 2WD models respectively. As a result, stability and traction are great both when the vehicle is empty and fully loaded.

### Passive Safety


- Double SRS airbags and safety belts with pretensioner and load limit
- Large, highly resistant chassis with cross members
- Safety body frame structure with side beams to protect the passenger cabin from a collision from the side
- Safety steering wheel crushes itself inward automatically to reduce the chance or the force of impact to the chest in the event of a frontal collision.
- Laminated windshield retains shattered bits of the glass which would otherwise be dispersed as shards

### Suspension

Comfort and traction is optimized with the use of independent double wishbones suspension on the front and half-oval steel leaf springs on the rear, plus gas shock absorbers. Driving confidence is thus assured for all speeds, on a straight road, on a curve, while empty and while loaded. This excellent setup works wonders in superbly supporting the vehicle in virtually all conditions and terrain.



Safety monocoque body frame



7 cross members chassis

## COLORS



OCEANIC BLUE

SWITCHBLADE SILVER

SUMMIT WHITE

ROYAL GRAY

SIZZLE RED

AUBURN BROWN

BLACK SAPPHIRE

## WHEELS




ล้อกระทง: 15" x 6"

ล้ออัลลอย 16" x 6.5"

ล้ออัลลอย 17" x 7"

## SEATS



หนังแท้ SHALE สำหรับรุ่น 2.8 LTZ Z71 4X4 A/T



ลายผ้า STRUCT สำหรับรุ่น LS



ลายผ้า GEO สำหรับรุ่น LT



ลายผ้า TRUSS สำหรับรุ่น LTZ