



FIRE.  
HEAT.  
TOTALLY  
COMPLETE.

Old world styling adds a touch of class to any home.


**Castile Gas Stove** shown in porcelain mahogany finish, top vented

## CASTILE GAS STOVE

The crisp, definitive styling of this mid-sized gas stove will bring luxurious warmth and comfort into your home. The timeless appeal and fine detailing of cast iron creates a heating appliance with fine furnishings in mind.

With an easy push of a button, you are treated to the soft, romantic glow of a realistic fire. With its simple design, easy-to-open front glass, top-mounted controls, variable flame control and bold heat output, the Castile Gas offers real enhancements you can see and feel.

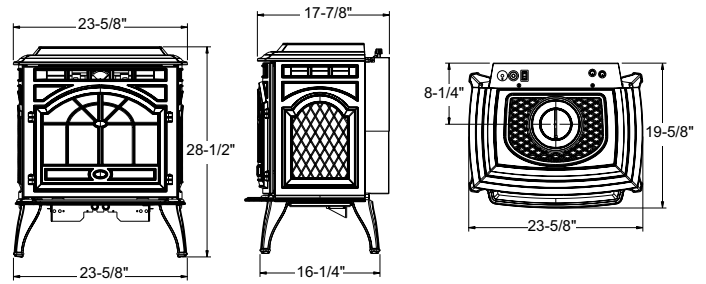
**QUADRA-FIRE**<sup>®</sup>  
NOTHING BURNS LIKE A QUAD



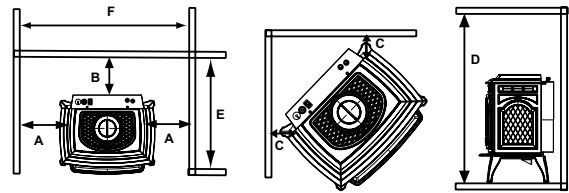
# CASTILE GAS STOVE



## DIMENSIONS



## CLEARANCES



A	Side of stove top to side wall	8-1/2"
B	Rear of stove top to back wall	1/4"
C	Corner of stove top to side/back wall	1"
D	Minimum alcove height	54"
E	Maximum alcove depth	36"
F	Minimum alcove width	40"

### Traditional Cast Iron Design

High quality iron is cast in Europe, then meticulously assembled in America, combining unique beauty with advanced technology.

### Top-Mounted Controls

Light the pilot. Adjust the fire. Turn on the optional fan. All from top-mounted, easy-to-reach controls. Or add an optional remote control for "anywhere" convenience.

### Flexible Installation

Direct vent technology allows more installation options for use in any room in the home.

### Reliable, Automatic Heat Source

Set the temperature and relax with an optional programmable thermostat or remote control. Standing pilot technology means the Castile Gas will reliably heat your home even if the power goes out.

### Standard Features

- Sophisticated cast iron in black
- Realistic-looking, glowing ceramic coal bed and logs
- Easy-to-reach, top-mounted control
- High-temperature ceramic glass
- Standing pilot valve system, which works in a power outage
- High-efficiency top vent/direct vent design (built as a top vent and can be converted to rear vent)

### Options

- Porcelain mahogany finish
- Rear vent conversion kit
- Variable speed convection blower
- Ceramic herringbone brick interior for a bright, decorative appearance
- Remote control thermostat
- Wall thermostat

**QUADRA-FIRE**  
NOTHING BURNS LIKE A QUAD

1445 North Highway, Colville, WA 99114  
www.quadrafire.com • 800-926-4356  
QDF-1000U-1108

## TECHNICAL DATA

Heating Capacity*	..... up to 1,500 sq. ft.
BTU/Hour Input (NG).....	22,000 – 31,000
BTU/Hour Input (LP) .....	23,000 – 30,000
Efficiency* .....	up to 81% NG/83% LP
Convection Blower .....	160 cfm
Flue Size .....	6-5/8"

The strongest in the industry, Quadra-Fire provides a limited lifetime warranty on gas-burning products for their most important aspects: firebox and heat exchanger.

For full warranty details go to [www.quadrafire.com](http://www.quadrafire.com)



Refer to the Owner/Installation Manual for complete clearance requirements and specifications. The images and descriptions in this brochure are provided to assist you in product selection only.

\*Heating capacity and efficiency ratings are to be used as a guideline only. Actual performance may differ slightly due to climate, building construction and condition, amount and quality of insulation, location of the heater, and air movement in the room.

Quadra-Fire is a registered trademark of Hearth & Home Technologies. Product specifications and pricing subject to change without notice. The Quadra-Fire Castile Gas Stove is listed to ANSI standard Z21.88b-2003, CSA 2.33b-2003 and CAN/CBA 2.17-M91 by OMNI Test Laboratories inc. 051-S-64-5.

Available From: