

NISSAN

motorsports

COMPETITION PARTS



POWER

ADRENALINE

TOUGHNESS



INFINITI.

C A T A L O G



Toll-Free Order Line:

888.833.3225

24-Hour Fax Line:

615.223.3341

email: nmc.race@nissan-usa.com



Dear Nissan Motorsports Customer;

As you look through the new Nissan Motorsports Competition Parts catalog you will notice it has a revised appearance along with several new products and features. These changes represent the transformation the Motorsports department has recently undergone.

Some new faces have joined the existing experienced staff at Nissan Motorsports Competition Parts combining the irreplaceable knowledge that comes with working in this business for many years with a fresh, new perspective.

Our driving force though, is always the same. It's our passion for winning, being leaders not followers through bold thinking and execution.

The current line of well-designed, high-performance Nissan and Infiniti vehicles were influenced by years of racing – and winning – in a variety of ultra-competitive motorsports series. We remain committed to continuing to build our motorsports competition parts heritage because we know at the end of the day it will result in better products for you.

There is even more in store for Nissan Motorsports Competition Parts in the near future. Available later this year, you will have quicker and more convenient access to our evolving line of products, by visiting us on the World Wide Web. Watch for that announcement in the weeks ahead.

See you at the races!

Nissan Motorsports Competition Parts Staff

NISSAN

motorsports

COMPETITION PARTS

PURCHASING MOTORSPORTS PARTS

NEW Look for this symbol for the many new products we've added.

HOW TO USE THIS CATALOG

This catalog contains hundreds of parts for Nissan vehicles and engines. It is easy to find the performance part you need: Simply check the division tabs on the outer edge of the pages for the proper component. When in doubt about a particular Nissan Model, cross-reference your model or engine in the model guide in the front of the catalog. The guide includes a section on reading the 17 digit VIN numbers to help in locating the models. This will help identify the engine, transmission, differential and year of each model of vehicle.

TECHNICAL ASSISTANCE

This is not a how-to book. When purchasing Motorsports parts, we have to assume that you possess the knowledge and necessary tools to install them. If you do not possess these skills, it will be to your advantage to retain a professional technician to do a portion or all of the work required. We can provide the parts to make your Nissan faster, but we cannot make you a better mechanic. For additional information concerning applications or availability of parts listed in this publication, write or call:

Nissan Motorsports

610 Enon Springs Road East
Smyrna, TN 37167

888.833.3225

(9AM-5PM Monday thru Friday CST)

24 Hour FAX 615.223.3341

e-mail: nmc.race@nissan-usa.com

The voice mail answering system will be reached if calling before or after hours or if the phones are busy. All calls will be returned as soon as possible.

VISIT YOUR NISSAN DEALER

You can purchase Nissan Motorsports parts from any Nissan dealership. If the dealer does not carry the part in stock, it can be purchased directly from Nissan Motorsports.

Nissan Motorsports stocks all of the parts listed in this catalog except those part numbers indicated with an asterisk (*). Part numbers listed with an asterisk (*) are standard original equipment (OE) components available through your local Nissan dealer.

HOW TO ORDER FROM THIS CATALOG

Order forms are available in the back of this catalog. The "**Qty**" column references the number of parts required to equip one vehicle.

Dealerships (include dealer code), Racers, and Retail Customers:

For your ordering convenience, the Motorsports Department maintains a 24-hour-a-day FAX and e-mail line **nmc.race@nissan-usa.com**.

Placing your orders via fax or internet provides us with an exact record of your order (including time & date).

Orders may be placed by calling the Motorsports Parts Department between 9:00 am and 5:00 pm (CST), Monday through Friday.

The voice mail answering system will be reached if calling before or after hours, or if the phones are busy.

RACERS AND RETAIL CUSTOMERS:

To place your order by phone please provide the following information:

1. Credit card type, number and expiration date
2. 3-digit EIN number
3. Cardholder's full name as printed on the credit card
4. Credit card billing address
5. Daytime phone number
6. Shipping address (if different from billing address)
7. Preferred method of shipment
8. Part number(s) and quantity

SHIPMENTS

Nissan Motorsports parts orders, in most cases, will be shipped within 48 hours. Large orders may require additional time. Please plan ahead for rush or emergency orders, Nissan Motorsports is not responsible for any rush orders that are somehow delayed or do not arrive in time for a specific event. All orders are shipped via Fed Ex. The Fed Ex standard method of shipment is ground. Expedited shipments: specify overnight or second day air when placing a rush order.

PAYMENT

We accept Mastercard, and VISA for payment. Minimum purchase is \$25.00 U.S. We do not accept C.O.D. orders. Orders will normally be billed within 0-5 days after your order is processed. Applicable freight charges and any city, county and state taxes will be added at time of billing. Nissan Dealerships are billed directly to their non-vehicle account, against a Purchase Order.

PARTS RETURNS

Parts may not be returned after 30 days from the date on the invoice. Before returning parts, authorization must be received from Nissan Motorsports Department. All returned parts must be in salable condition in original Nissan boxes and include a copy of the original shipper or invoice. If parts are received without documents and out of boxes, no credit will be issued.

All NON-Dealer orders are sent on a "ship or cancel" basis, and are not returnable.

SUPERCEDED PARTS

When a part number is superceded, the replacement part (if in stock) will be shipped automatically. The price of the replacement part may differ from the ordered part.

PRICES

Nissan Motorsports publishes prices through the Nissan dealership quarterly price guide (CD-Rom). Retail prices are set by the individual selling dealers carrying the Nissan Motorsports Performance parts line. Nissan North America reserves the right to change published prices and specifications without prior notice. Invoices are established at prices in effect at the time of ordering.

PARTS WARRANTY

Nissan Motorsports parts are sold "as is" without any warranty whatsoever. Implied warranties of merchantability or fitness for a particular purpose, are excluded. The entire risk of quality and performance for such parts is with the buyer. Should such parts prove defective following their purchase, the buyer and not the manufacturer, distributor, or retailer, assumes the entire cost of all necessary services or repairs.

The Nissan vehicle and parts warranties are voided if the vehicle or part is used for competition or if they fail as a result of the modification.

It is the competitor's responsibility to inspect and verify the dimensions and specifications of all Nissan Motorsports parts prior to installation.

Inventory of certain items in the Nissan Motorsports Parts Catalog is limited and may not be available for immediate shipment.

SERVICE MANUALS

The purpose of this catalog is to provide a comprehensive listing of Motorsports and OE parts that will assist you in increasing the performance of your Nissan vehicle. As previously stated, this is not a "how-to" book; that is the function of the Nissan factory service manual. It is highly recommended that a genuine Nissan service manual be purchased prior to performing any work on your Nissan vehicle. These manuals can be purchased directly from:

Service Technical Information Company

Clinton Township, MI 48036

586.783.8404

FAX: 586.307.3638

SPECIAL ORDER PARTS

We can special order parts from NISMO Japan as well as Nissan Motor Limited for any Nissan Authorized Dealership. Many parts do not fit US specification vehicles. Please contact one of our representatives for further information.

Model Identification

Z / ZX / ZXT SERIES

| Model | MFG Date | Model Code | Engine |
|--------|-------------|------------|----------|
| 240Z | 10/69>07/73 | S30 | L24 |
| 260Z | 08/73>11/74 | S30 | L26 |
| 280Z | 12/74>06/78 | S30 | L28E |
| 280ZX | 06/78>06/83 | S130 | L28E |
| 280ZXT | 12/80>06/83 | S130 | L28ET |
| 300ZX | 07/83>02/89 | Z31 | VG30E |
| 300ZXT | 07/83>12/88 | Z31 | VG30ET |
| 300ZX | 02/89>07/96 | Z32 | VG30DE |
| 300ZXT | 07/89>07/96 | Z32 | VG30DETT |
| 350Z | 06/02>11/06 | Z33 | VQ35DE |
| 350Z | 12/06> | Z33 | VQ35HR |

1600 / 2000 ROADSTER

| Model | MFG Date | Model Code | Engine |
|-------|-------------|------------|--------|
| 1600 | 05/65>00/70 | SPL311 | R16 |
| 2000 | 05/67>00/70 | SRL311 | U20 |

200SX / 240SX

| Model | MFG Date | Model Code | Engine |
|-------|-------------|------------|--------|
| 200SX | 11/76>05/79 | S10 | L20B |
| 200SX | 06/79>06/81 | S110 | Z20E |
| 200SX | 07/81>05/83 | S110 | Z22E |
| 200SX | 10/83>03/88 | S12 | CA20E |
| 200SX | 01/84>06/86 | S12 | CA18ET |
| 200SX | 07/86>03/88 | S12 | VG30E |
| 240SX | 07/88>07/90 | S13 | KA24E |
| 240SX | 07/90>10/93 | S13 | KA24DE |
| 240SX | 02/94>06/98 | S14 | KA24DE |

MAXIMA

| Model | MFG Date | Model Code | Engine |
|------------|-------------|------------|--------|
| 810 Maxima | 01/80>06/84 | 910 | L24E |
| Maxima | 07/84>08/88 | U11 | VG30E |
| Maxima | 08/88>02/94 | J30 | VG30E |
| Maxima | 02/94>03/99 | A32B | VQ30DE |
| Maxima | 04/99>06/01 | A33B | VQ30DE |
| Maxima | 06/01>12/02 | A33B | VQ35DE |
| Maxima | 01/03>05/08 | A34 | VQ35DE |
| Maxima | 05/08> | A35 | VQ35DE |

ALTIMA / STANZA

| Model | MFG Date | Model Code | Engine |
|--------|-------------|------------|--------|
| Altima | 06/92>05/97 | U13U | KA24DE |
| Altima | 06/97>07/01 | L30 | KA24DE |
| Altima | 08/01>10/06 | L31 | QR25DE |
| Altima | 08/01>10/06 | L31 | VQ35DE |
| Altima | 10/06> | L32 | QR25DE |
| Altima | 10/06> | L32 | VQ35DE |

ALTIMA / STANZA (continued)

| Model | MFG Date | Model Code | Engine |
|--------------|-------------|------------|--------|
| Altima | 10/06 | L32 | QR25DE |
| Altima | 10/06> | L32 | VQ35DE |
| Altima Coupe | 04/07> | CL32 | QR25DE |
| Altima Coupe | 04/07 | CL32 | VQ35DE |
| Stanza | 08/81>03/83 | T11 | CA20S |
| Stanza | 03/83>03/85 | T11 | CA20E |
| Stanza | 12/85>06/89 | T12 | CA20E |
| Stanza | 07/89>06/92 | U12 | KA24E |

SENTRA

| Model | MFG Date | Model Code | Engine |
|--------|-------------|------------|--------|
| Sentra | 02/82>08/83 | B11 | E15S |
| Sentra | 08/83>12/85 | B11 | E16S |
| Sentra | 01/86>06/88 | B12 | E16S/I |
| Sentra | 07/88>06/90 | B12 | GA16i |
| Sentra | 08/90>10/94 | B13 | GA16DE |
| Sentra | 08/90>10/94 | B13 | SR20DE |
| Sentra | 11/94>12/99 | B14 | GA16DE |
| Sentra | 08/97>12/99 | B14 | SR20DE |
| Sentra | 01/00>09/06 | B15U | QG18DE |
| Sentra | 01/00>08/01 | B15U | SR20DE |
| Sentra | 10/01>09/06 | B15U | QR25DE |
| Sentra | 09/06> | B16U | MR20DE |
| Sentra | 09/06> | B16U | QR25DE |

PULSAR/NX / NX1600 / NX2000 / 200SX

| Model | MFG Date | Model Code | Engine |
|-----------|-------------|------------|--------|
| Pulsar | 08/82>08/86 | N12 | E16S |
| Pulsar | 02/83>07/84 | N12 | E15T |
| Pulsar NX | 09/86>06/88 | KN13 | E16i |
| Pulsar NX | 07/88>03/90 | KN13 | GA16i |
| Pulsar NX | 08/86>08/87 | KN13 | CA16DE |
| Pulsar NX | 01/88>03/90 | KN13 | CA18DE |
| NX1600 | 11/90>03/93 | B13 | GA16DE |
| NX2000 | 11/90>03/93 | B13 | SR20DE |
| 200SX | 11/94>08/98 | B14 | GA16DE |
| 200SX | 11/94>08/98 | B14 | SR20DE |

510 / 610 / 710

| Model | MFG Date | Model Code | Engine |
|-------|-------------|------------|--------|
| PL510 | 10/67>00/73 | PL510 | L16 |
| 510 | 07/78>06/79 | A10 | L20B |
| 510 | 07/79>00/81 | A10 | Z20S |
| 610 | 07/72>07/73 | PL610 | L18 |
| 610 | 08/73>00/76 | PL610 | L20B |
| 710 | 09/73>08/74 | 710 | L18 |
| 710 | 09/74>05/77 | 710 | L20B |

Model Identification, continued

210 / B210 / 1200 / VERSA

| Model | MFG Date | Model Code | Engine |
|-------------|-------------|------------|--------|
| 210 | 02/78>01/82 | B310 | A12A |
| 210 | 02/78>01/82 | B310 | A14 |
| 210 | 07/78>01/82 | B310 | A15 |
| B210 | 07/73>08/74 | B210 | A13 |
| B210 | 09/74>01/78 | B210 | A14 |
| 1200 | 01/70>06/73 | B110 | A12 |
| Versa HB | 05/06> | C11X | MR18DE |
| Versa Sedan | 12/06> | SC11X | MR18DE |

TRUCKS

| Model | MFG Date | Model Code | Engine |
|----------|-------------|------------|----------|
| Truck | 07/69>02/72 | 521 | L16 |
| Truck | 03/72>09/73 | 620 | L16 |
| Truck | 10/73>08/74 | 620 | L18 |
| Truck | 09/74>05/79 | 620 | L20B |
| Truck | 06/79>06/80 | 720 | L20B |
| Truck | 07/80>10/82 | 720 | Z22S |
| Truck | 11/82>03/85 | 720 | Z24S |
| Truck | 01/83>10/85 | 720 | Z20S |
| Truck | 04/85>10/85 | 720 | Z24i |
| Truck | 11/85>08/89 | D21 | Z24i |
| Truck | 11/85>08/89 | D21 | VG30i |
| Truck | 08/89>08/97 | D21 | KA24E |
| Truck | 08/89>12/95 | D21 | VG30E |
| Frontier | 09/97>09/04 | D22U | KA24DE |
| Frontier | 08/98>09/04 | D22U | VG33E |
| Frontier | 07/00>09/04 | D22U | VG33E.SC |
| Frontier | 10/04> | D40 | QR25DE |
| Frontier | 10/04> | D40 | VO40DE |
| Titan | 10/03> | A60 | VK56DE |

PATHFINDER

| Model | MFG Date | Model Code | Engine |
|------------|-------------|------------|--------|
| Pathfinder | 07/86>08/89 | WD21 | Z24i |
| Pathfinder | 07/86>08/89 | WD21 | VG30i |
| Pathfinder | 08/89>09/95 | WD21 | VG30E |
| Pathfinder | 10/95>07/04 | R50 | VG33E |
| Pathfinder | 08/04> | R51 | VQ40DE |
| Pathfinder | 08/07> | R51 | VK56DE |
| Armada | 08/03> | TA60 | VK56DE |

XTERRA

| Model | MFG Date | Model Code | Engine |
|--------|-------------|------------|--------|
| Xterra | 05/99>12/04 | WD22 | KA24DE |
| Xterra | 05/99>12/04 | WD22 | VG33E |
| Xterra | 07/01>12/04 | WD22 | VG33ER |
| Xterra | 01/05> | N50 | VQ40DE |

INFINITI

| Model | MFG Date | Model Code | Engine |
|-----------|-------------|------------|---------|
| G35 Sedan | 01/02>06/07 | V35 | VQ35DE |
| G35 Coupe | 08/02>06/07 | CPV35 | VQ35DE |
| G20 | 6/98-12/01 | P11 | SR20DE |
| G20 | 07/90>05/98 | P10 | SR20DE |
| M35 | 12/04> | Y50 | VQ35DE |
| M45 | 12/04> | Y50 | VK45DE |
| M45 | 07/02-12/04 | Y35 | VK45DE |
| FX35 | 11/02>03/08 | S50 | VQ35DE |
| FX45 | 11/02>03/08 | S50 | VK45DE |
| FX35 | 03/08> | S51 | VQ35HR |
| FX50 | 03/08> | S51 | VK50VE |
| G35 Sedan | 08/06> | V36 | VQ35HR |
| G37 Coupe | 06/07> | CV36 | VQ37VHR |

SKYLINE / GT-R

| Model | MFG Date | Model Code | Engine |
|--------------|-------------|------------|-------------|
| Skyline | 05/89>11/94 | R32 | RB20DE |
| Skyline | 05/89>11/94 | R32 | RB20DET |
| Skyline | 05/89>11/94 | R32 | RB25DE |
| Skyline GT-R | 08/89>11/94 | R32 | RB26DETT |
| Skyline | 08/93>11/98 | R33 | RB25DE |
| Skyline | 08/93>11/98 | R33 | RB25DET |
| Skyline GT-R | 01/95>11/98 | R33 | RB26DETT |
| Skyline | 05/98>08/02 | R34 | RB25DE |
| Skyline | 05/98>08/02 | R34 | RB25DET NEO |
| Skyline GT-R | 01/99>08/02 | R34 | RB26DETT |
| GT-R | 03/08> | R35 | VR38DETT |

Standard Abbreviations and Symbols

| | |
|------------------|-----------------------------|
| 2WD | Two Wheel Drive |
| 4cyl | Four Cylinder Engine |
| 4WD | Four Wheel Drive |
| 4 x 4 | Four Wheel Drive |
| 12V | Twelve Valve Engine |
| 16V | Sixteen Valve Engine |
| Adj | Adjustable |
| ABS | Anit-lock Braking System |
| A/C | Air Conditioning |
| A/T | Automatic Transmission |
| Cam | Camshaft |
| Cyl | Cylinder |
| CR | Compression Ratio |
| Dia | Diameter |
| Diff | Differential |
| DOHC | Dual Over Head Camshaft |
| Ea | Each |
| ECU | Engne Control Unit |
| E/P | SCCA Race Class |
| Euro | European |
| Exc | Except |
| Exh | Exhaust |
| FWD | Front Wheel Drive |
| GPH | Gallons Per Hour |
| GT2/3/4/5 | SCCA Race Class |
| H/D | Heavy Duty |
| IC | Integrated Circuit |
| ID | Internal Diameter |
| Int | Intake |
| IRS | Independent Rear Suspension |
| IT | SCCA Improved Touring Class |
| KC | King Cab Pickup |
| JDM | Japanese Domestic Market |

| | |
|------------------|--|
| Lb(s) | Pound(s) |
| L/H | Left Hand Side |
| L/S | Limited Slip Unit |
| mm | Millimeter |
| M/T | Manual Transmission |
| NML | NissanMotor LTD (Japan) |
| NNA | Nissan North America |
| NISMO | Nissan Motorsports International LTD (Japan) |
| NLA | No Longer Available |
| OA | OverALL |
| OD | OverALL Diameter |
| OE | Original Equipment |
| P/S | Power Steering |
| PSI | Pounds per Square Inch |
| R/H | Right Hand Side |
| RHD | Right Hand Drive |
| R & P | Ring and Pinion |
| RPM | Revolutions Per Minute |
| RWD | Rear Wheel Drive |
| SCCA | Sports Car Club of America |
| Specs | Specifications |
| SOHC | Single Over Head Camshaft |
| Turbo | Turbocharger |
| VIN | Vehicle Identification Number |
| w/ | With |
| w/o | Without |



NISSAN

NISSAN

motorsports

COMPETITION PARTS

NISSAN

| SECTION ONE | Z / ZX / ZXT SERIES |
|--------------------|----------------------------|
| 240Z | 12 |
| 260Z | 12 |
| 280Z | 12 |
| 280ZX / ZXT | 18 |
| 300ZX / ZXT | 23 |
| 350Z | 28 |

| SECTION TWO | 1600 / 2000 ROADSTER |
|--------------------|-----------------------------|
| 1600 | 34 |
| 2000 | 35 |

| SECTION THREE | 200SX / 240SX SERIES |
|----------------------|-----------------------------|
| 200SX | 38 |
| 240SX | 44 |

| SECTION FOUR | SKYLINE / GT-R |
|---------------------|-----------------------|
| Skyline / GT-R | 53 |

| SECTION FIVE | MAXIMA |
|---------------------|---------------|
| Maxima | 56 |

| SECTION SIX | ALTIMA / STANZA |
|--------------------|------------------------|
| Altima | 58 |
| Stanza | 58 |

| SECTION SEVEN | SENTRA / 200SX NX1600 / NX2000 / PULSAR/NX |
|----------------------|---|
| Sentra | 62 |
| NX1600 | 62 |
| NX2000 | 62 |
| 200SX | 64 |
| Pulsar | 68 |
| Pulsar NX | 68 |

| SECTION EIGHT | VERSA |
|----------------------|--------------|
| Versa | 71 |

| SECTION NINE | 510 / 610 / 710 |
|---------------------|------------------------|
| PL510 | 74 |
| 510 | 78 |
| 610 | 82 |
| 710 | 85 |

| SECTION TEN | 210 / B210 / 1200 |
|--------------------|--------------------------|
| 1200 | 92 |
| B210 | 93 |
| 210 | 94 |

| SECTION ELEVEN | TRUCK / FRONTIER PATHFINDER / XTERRA / TITAN |
|-----------------------|---|
| Truck | 98 |
| Frontier | 103 |
| Pathfinder | 104 |
| Xterra | 105 |
| Titan | 106 |

| SECTION TWELVE | INFINITI |
|-----------------------|-----------------|
| G35 Sedan | 108 |
| G35 Coupe | 108 |
| G37 Coupe | 109 |
| M35 / 45 | 110 |
| G20 | 110 |

| SECTION THIRTEEN | MISCELLANEOUS / APPAREL |
|-------------------------|--------------------------------|
| Race Equipment | 112 |
| Pit Equipment | 115 |
| Race Bodies | 117 |
| Apparel | 118 |

| SECTION FOURTEEN | ORDER FORMS |
|-----------------------------|--------------------|
| Racer / Retailer Order Form | 119 |
| Dealer Order Form | 120 |



Z Series

Model S30 240Z / 260Z / 280Z

Z / ZX / ZXT



| PART NO. | YEAR | QTY | DESCRIPTION |
|-------------------|------|-----|--|
| S30 ENGINE | | | |
| 11044-91MM2 | ALL | 1 | 91mm head gasket for L-Series 6-cylinder with compressed thickness of 2mm. |
| 11044-E4620 | ALL | 1 | NISMO composite head gasket for L-Series. 85mm bore, 1.2mm compressed thickness. |
| 11044-E4621 | ALL | 1 | Head gasket for use with O-ring type head sealing above. L-Series 6-cylinder. |
| 11044-E4623 | ALL | 1 | NISMO head gasket for L-Series 91mm bore, 0.6mm compressed thickness. |
| 11045-N3120 | ALL | 1 | O-ring type sealing ring for L-Series 6-cylinder, OD 95.5mm; ID 88.8mm; width. 3.05mm; compressed thickness is 1.1mm. Requires the block to be machined. |
| 12010-H2716* | ALL | 6 | Flat top piston for L24 84mm, uses stock rings set. |
| 12010-P7912 | ALL | 6 | Flat top piston without valve reliefs; 86mm bore for L28, uses OE ring set. |
| 12010-P7917 | ALL | 6 | Flat top piston without valve reliefs; 87mm bore for L28, uses OE ring set. |
| 12010-P8612 | ALL | 6 | Euro piston with slight dome; 86mm bore for L28, uses OE ring set. |
| 12033-P7910* | ALL | 1 | Ring set for above L28 86mm. |
| 99996-M1021 | ALL | 1 | Ring set for forged piston 84mm bore L24. |
| 12100-L24EP | ALL | 6 | Competition Carrillo connecting rod with center-to-center length of 133mm. Approximately 580 grams. |
| 12010-P8617 | ALL | 6 | Euro piston with slight dome; 87mm bore for L28, uses OE ring set. |
| 12036-86G02* | ALL | 2 | 89.5mm piston ring set (4 sets per box) for above L-Series piston. |
| 12010-Z2440 | ALL | 6 | 90mm piston for L-Series engines. |
| 12038-86G04* | ALL | 2 | 90mm piston ring set (4 sets per box) for above L-Series piston. |
| 12109-N0100* | ALL | 12 | 9mm connecting rod bolt, L-Series. |
| 12112-V5201 | ALL | 12 | 9mm connecting rod nut, L-Series. |
| 12111-22010 | ALL | 12 | High performance rod bearing for L-Series engines, 0.0585" thickness. |
| 12111-22011 | ALL | 12 | High performance rod bearing for L-Series engines, 0.0588" thickness. |
| 12111-22012 | ALL | 12 | High performance rod bearing for L-Series engines, 0.0592" thickness. |
| 12111-22013 | ALL | 12 | High performance rod bearing for L-Series engines, 0.0580" thickness. |
| 12215-22013 | ALL | 2 | High performance main bearing lower (#1, #7) for L-Series engines, 0.0710" thickness. |
| 12216-22010 | ALL | 4 | High performance main bearing upper or lower (#1, #7) for L-Series engines, 0.0714" thickness. |
| 12216-22011 | ALL | 4 | High performance main bearing upper or lower (#1, #7) for L-Series engines, 0.0718" thickness. |
| 12216-22012 | ALL | 4 | High performance main bearing upper or lower (#1, #7) for L-Series engines, 0.0722" thickness. |
| 12216-22013 | ALL | 2 | High performance main bearing upper (#1, #7) for L-Series engines, 0.0710" thickness. |
| 12231-22010 | ALL | 8 | High performance main bearing upper or lower (#2, #3, #5, #6) for L-Series engines, 0.0714" thickness. |
| 12231-22011 | ALL | 8 | High performance main bearing upper or lower (#2, #3, #5, #6) for L-Series engines, 0.0718" thickness. |
| 12231-22012 | ALL | 8 | High performance main bearing upper or lower (#2, #3, #5, #6) for L-Series engines, 0.0722" thickness. |
| 12231-22014 | ALL | 8 | High performance main bearing upper or lower (#2, #3, #5, #6) for L-Series engines, 0.0707" thickness. |

| PART NO. | YEAR | QTY | DESCRIPTION |
|-------------|------|-----|---|
| 12247-22010 | ALL | 2 | High performance main bearing upper or lower (center) for L-Series engines, 0.0714" thickness. |
| 12247-22011 | ALL | 2 | High performance main bearing upper or lower (center) for L-Series engines, 0.0718" thickness. |
| 12247-22012 | ALL | 2 | High performance main bearing upper or lower (center) for L-Series engines, 0.0722" thickness. |
| 12247-22013 | ALL | 2 | High performance main bearing upper or lower (center) for L-Series engines, 0.0710" thickness. |
| 13024-48000 | ALL | 1 | Early steel OE cam sprocket for L-Series. |
| 13024-E4621 | ALL | 1 | 8 position adjustable cam sprocket for L-Series. From -12° to +9° in 3° increments. |
| 15010-A1115 | ALL | 1 | High pressure NISMO oil pump, 90psi for L-Series 6-cylinder. |
| 15010-S8000 | ALL | 1 | High volume oil pump for L-Series. 15% greater volume. |
| 15015-GC020 | ALL | 1 | Oil pump adapter kit allows pump to pull oil directly from the modified oil pan, increases flow by 20%. Replaces the cover assembly and provides for the installation of an oil cooler. Includes pump cover, longer bolts and gasket. Requires 99996-GC003 AN fittings. Can be used with adapter 15238- GC001. |
| 99996-GC003 | ALL | 1 | -12 inlet and -10 outlet AN fittings for above. outer spring or with 15133-22010. Increases oil pressure. |
| 15133-22010 | ALL | 1 | Oil pump pressure spring, outer. For all L-Series oil pumps. Use with OE inner spring or with 15133-E4600. Increases oil pressure. |
| 15133-E4620 | ALL | 1 | Oil pump pressure spring, inner. For all L-Series oil pumps. Use with OE outer spring or with 15133-22010. Increases oil pressure. |
| 15238-GC010 | ALL | 1 | Oil filter adapter for use with oil cooler and remote filter relocation. |
| 22100-E3101 | ALL | 1 | European spec distributor, single point, Hitachi D608-52. Requires L24 distributor support when installed on L26-L28. |
| 22301-E3101 | ALL | 1 | Distributor vacuum advance assembly for above, L24. |
| 32202-09500 | ALL | 1 | Roller pilot bearing for L-Series, replaces OE bronze unit. |
| 99996-E1032 | ALL | 1 | L9-spec cam for L-Series, 290°.490" race cam. Use .160" lash pads, comp valve springs and .150-.180 retainers when installing. |
| 99996-E1036 | ALL | 1 | L7-spec cam for L-Series, 270°.475" high performance cam. Use .160" lash pads when installing. |
| 99996-E1055 | ALL | 1 | L3-spec cam for L-Series, 300°.620" race cam. Use .280" lash pads, comp valve springs and .250-.340 retainers when installing. |
| 12303-E4100 | ALL | 1 | European crank damper, single groove, does not allow use of air pump nor A/C. SCCA ITS legal. Degreed to +20°. Use with 99996-E1065 bolt kit. |
| 99996-E1060 | ALL | 1 | Competition crankshaft damper for the L-Series 4 and 6-cylinder engines. Features heat treated black anodized steel with heat and oil resistant elastomer. Designed to be used with the Z OE water pump (21010-P7589), water pump pulley (21051-E3202) alternator bracket (11710-E3000) and pulley. It will not allow the use of the air pump, A/C nor power steering. Requires special bolt/washer set (99996-E1065.) Fully SFI certified. |



Model S30 240Z / 260Z / 280Z


Z / ZX / ZT

| PART NO. | YEAR | QTY | DESCRIPTION |
|---|------|-----|---|
| 99996-E1065 | ALL | 1 | Bolt and washer to be used with above. Heat treated and roll-threaded to maintain the 105 ft-lbs of torque during assembly. |
| 99996-E1131 | ALL | 1 | Competition oil pan, 8 qt with trap door baffling, windage tray and special oil pick-up. For L-Series engines. |
|  | | | |
| 99996-E1135 | ALL | 1 | Special oil pan gasket for above, L-Series 6-cylinder. |
| 99996-E1141 | ALL | 1 | 6 into 2 race header for L-Series 6-cylinder, 1.625" primary diameter, chrome plated; requires special header gasket. |
|  | | | |
| 99996-E1142 | ALL | 1 | 6 into 2 race header for L-Series 6-cylinder, 1.75" primary diameter, chrome plated; requires special header gasket. |
| 99996-E1143 | ALL | 1 | 6 into 2 race header for L-Series 6-cylinder, 1.625" primary diameter, unplated; requires special header gasket. |
| 99996-E1144 | ALL | 1 | 6 into 2 race header for L-Series 6-cylinder, 1.75" primary diameter, unplated; requires special header gasket. |
| 99996-E1044 | ALL | 1 | Special header gasket for L24/L26. |
| 99996-E2020 | ALL | 1 | 7mm ignition wire set for L-Series 6-cylinder. |
| 99996-M1046 | ALL | 8 | Competition valve spring, 280lb/in, OD 1.34"; coil bind at .970"; assembled height is 1.720" with a seat pressure of 120lb. Must use competition retainers below. |
| 99996-M1050 | ALL | 8 | Competition steel spring retainer for use with lash pads .150-.180. |
| 99996-M1051 | ALL | 8 | Competition steel spring retainer for use with lash pads .250-.340. |
| 99996-M1052 | ALL | 8 | Competition steel spring retainer for use with lash pads .190-.240. |
| 99996-M1150 | ALL | 8 | Competition aluminum spring retainer for use with lash pads .250-.340. |
| 99996-M1151 | ALL | 8 | Competition aluminum spring retainer for use with lash pads .190-.240. |
| 99996-M1152 | ALL | 8 | Competition aluminum spring retainer for use with lash pads .150-.180. |
| 99996-M1155 | ALL | 8 | L-Series lash pad .150" |
| 99996-M1160 | ALL | 8 | L-Series lash pad .160" |
| 99996-M1170 | ALL | 8 | L-Series lash pad .170" |
| 99996-M1180 | ALL | 8 | L-Series lash pad .180" |
| 99996-M1190 | ALL | 8 | L-Series lash pad .190" |
| 99996-M1200 | ALL | 8 | L-Series lash pad .200" |
| 99996-M1210 | ALL | 8 | L-Series lash pad .210" |
| 99996-M1220 | ALL | 8 | L-Series lash pad .220" |
| 99996-M1230 | ALL | 8 | L-Series lash pad .230" |

| PART NO. | YEAR | QTY | DESCRIPTION |
|-------------|------|-----|---|
| 99996-M1240 | ALL | 8 | L-Series lash pad .240" |
| 99996-M1250 | ALL | 8 | L-Series lash pad .250" |
| 99996-M1260 | ALL | 8 | L-Series lash pad .260" |
| 99996-M1270 | ALL | 8 | L-Series lash pad .270" |
| 99996-M1280 | ALL | 8 | L-Series lash pad .280" |
| 99996-M1290 | ALL | 8 | L-Series lash pad .290" |
| 99996-M1300 | ALL | 8 | L-Series lash pad .300" |
| 99996-M1310 | ALL | 8 | L-Series lash pad .310" |
| 99996-M1320 | ALL | 8 | L-Series lash pad .320" |
| 99996-M1330 | ALL | 8 | L-Series lash pad .330" |
| 99996-M1030 | ALL | 6 | SI stainless steel 43mm intake valve for L-Series. |
| 99996-N1100 | ALL | 6 | SI stainless steel 44mm intake valve for L-Series. Should be used with 44mm seat below. |
| 99996-N1121 | ALL | 6 | 44mm valve seat for intake of L-Series. |
| 99996-D1034 | ALL | 6 | SI stainless steel 35mm exhaust valve for L-Series. |

TRANSMISSION

| | | | |
|-------------|-------|---|--|
| 12310-F1011 | ALL | 1 | Aluminum flywheel, 6061-T6 with 1050 alloy steel, replaceable friction area. |
| 12311-F1011 | ALL | 1 | Replacement friction plate kit for aluminum flywheel, all L-Series 6-cylinder. SFI certified. 225mm; 10 lbs. Excluding 280Z 2+2, S130 turbo, S130 2+2. |
| 12310-F1013 | ALL | 1 | Aluminum flywheel, 6061-T6 with 1050 alloy steel, replaceable friction area. SFI certified. 240mm; 11 lbs. S130 turbo, S30+S130 2+2 models. |
| 38420-U3010 | 8/76+ | 1 | R180 Clutch type limited slip differential. For use with 115mm ID ring gears, side gear splines are 26mm x 25t. |
| 99996-E3040 | ALL | 1 | 225mm race clutch disc with solid hub and bronze buttons, for S30 excluding 280Z 2+2 / S130 excluding turbo and 2+2. |



| | | | |
|-------------|-------|---|---|
| 99996-E3045 | ALL | 1 | 240mm race clutch disc with solid hub and bronze buttons, for S30 280Z |
| 99996-225DF | ALL | 1 | Centerforce dual friction 225mm clutch cover and disc set for S30 excluding 280Z 2+2, S130 excluding turbo and 2+2. Requires T/O bearing sleeve 30501-N1600 when installed on vehicles produced before 11/74. |
| 99996-240DF | ALL | 1 | Centerforce dual friction 240mm clutch cover and disc set for S30 280Z 2+2 / S130 turbo and 2+2. |
| 38100-U3400 | 8/76- | 1 | R180 ring and pinion, 4.111; 180mm OD, 115mm ID, 10mm bolt. |
| 38100-P6400 | ALL | 1 | R200 ring and pinion, 3.700; 200mm OD, 128mm ID, 10mm bolt. |
| 38100-P6600 | ALL | 1 | R200 ring and pinion, 4.111; 200mm OD, 128mm ID, 10mm bolt. |
| 38420-U3010 | ALL | 1 | R180 limited slip differential, 4 pinion type, 45 ft-lb break away torque. Designed for 115mm ID differentials. Side gear axle splines are 26mm x 25t. |
| 38432-E4610 | ALL | 2 | R180 LSD replacement part; friction plate 1.7mm. |

Model S30 240Z / 260Z / 280Z

Z / ZX / ZXT

| PART NO. | YEAR | QTY | DESCRIPTION |
|--------------|-------|-----|---|
| 38433-RS610 | ALL | 4 | R180 LSD replacement part; friction disc 1.9mm. |
| 38434-E4610 | ALL | 4 | R180 LSD replacement part; screw. |
| 38435-E4610 | ALL | 2 | R180 LSD replacement part; spring plate 1.7mm. |
| 38436-E4610 | ALL | 2 | R180 LSD replacement part; spring disc 1.7mm. |
| 38432-N3210 | ALL | 4 | R200 clutch type LSD replacement part, friction plate, 1.75mm. |
| 38433-N3210 | ALL | 4 | R200 clutch type LSD replacement part, friction disc, 1.75mm. |
| 38433-N3211 | ALL | 4 | R200 clutch type LSD replacement part, friction disc, 1.85mm. |
| 38434-N3210 | ALL | 4 | R200 clutch type LSD replacement part, screw. |
| 38436-N3210* | ALL | 2 | R200 clutch type LSD replacement part, spring disc, 1.75mm. |
| 99996-1101G | 9/71- | 1 | Polyurethane bushings replace the OE rubber insulators on transmission mounting spring (240Z 9/71-) or the mount (260Z, 280Z/ZX). Includes 4 bushings with steel inserts. |
| 99996-C3030 | -8/71 | 1 | Shift lever aluminum bushing set, replaces rubber units, includes washers and nylock nut. |




BRAKES

| | | | |
|--------------|-------|---|--|
| 40206-R151L | -7/73 | 1 | Cross-drilled, OE size rotor, left front. |
| 40206-R151R | -7/73 | 1 | Cross-drilled, OE size rotor, right front. |
| 40206-S106L | 8/73- | 1 | Slotted, OE size rotor, left front. |
| 40206-S106R | 8/73- | 1 | Slotted, OE size rotor, right front. |
| 41060-A1281 | ALL | 4 | Brake pad for FIA Z caliper, Freodo M59S. |
| 99996-E7016M | ALL | 1 | Front Axxis Metal Master brake pad set. |
| 41060-HB169 | ALL | 1 | Front Hawk 9012 Blue racing brake pad set. |
| 41060-HB169N | ALL | 1 | Front Hawk HP+ Autocross brake pad set. |
| 41120-68225 | ALL | 2 | FIA 4 pot caliper rebuild kit. |
| 41122-68200 | ALL | 8 | FIA 4 pot replacement piston. |
| 44060-A7610 | 8/76- | 2 | Fore brake shoe, Ferodo AM4. |
| 44060-E7200 | -7/76 | 2 | Fore brake shoe, Ferodo AM4. |
| 44070-A7610 | 8/76- | 2 | Aft brake shoe, Ferodo AM4. |
| 44070-E7200 | -7/76 | 2 | Aft brake shoe, Ferodo AM4. |
| 46200-22069 | ALL | 1 | Stainless steel braided 4-wheel brake line kit, DOT compliant. |

SUSPENSION

| | | | |
|-------------|--------|---|---|
| 99996-ZCPLR | ALL | 1 | Solid steering coupler, for manual steering racks only. |
| 54010-N3502 | 9/74- | 2 | European spec front spring, not for 280Z 2+2. (122lb/in). |
| 54420-S30SB | ALL | 1 | Aluminum front strut brace. |
| 55420-S30SB | -11/74 | 1 | Aluminum rear strut brace, does NOT fit 280Z. |
| 54444-78500 | -7/73 | 1 | Hard rubber steering rack bushing, R/H. |
| 54444-N3501 | 8/73- | 1 | Hard rubber steering rack bushing, R/H. |
| 54445-78500 | -7/73 | 1 | Hard rubber steering rack bushing, L/H. |
| 54445-N3501 | 8/73- | 1 | Hard rubber steering rack bushing, L/H. |

| PART NO. | YEAR | QTY | DESCRIPTION |
|--------------|-------|-----|--|
| 54617-E7210 | 9/74- | 2 | 22mm replacement front sway bar bushing. |
| 55611-E4622 | -8/74 | 1 | 25mm rear sway bar. Requires Install kit #1 unless OE brackets exist then #2. |
| 99996-1101G | ALL | 1 | Polyurethane transmission mount set. |
| 99996-1102G | ALL | 1 | Polyurethane bushing set, differential mounting (mustache bar). |
| 99996-3104G | ALL | 1 | Polyurethane bushing set, rear control arm. |
| 99996-3106G | ALL | 1 | Polyurethane bushing set, front lower control arm. |
| 99996-34SPCR | ALL | 1 | Aluminum (.75") spacer set corrects the lower control arm angle when lowered to reduce bump steer. Fits between strut and lower control arm. |
| 99996-6104G | ALL | 2 | Polyurethane bump stop bushing. |
| 99996-8120G | ALL | 2 | Heavy duty end link with bushing. |
| 99996-E4302 | ALL | 1 | 1" front sway bar kit. |
| 99996-E4351 | ALL | 1 | 7/8" rear sway bar kit. |
| 99996-EG800 | ALL | 16 | Polyurethane sway bar end link bushing. |
| 99996-TCKIT | ALL | 1 | Tension compression kit increases control by eliminating wander under braking. Includes Delrin bushings, aluminum cups, rubber boots, washers, gauge and instructions. |



| | | | |
|-------------|-----|---|---|
| 99996-ZCPLR | ALL | 1 | Hard plastic steering shaft coupler. Sharpens steering response, easy to install. |
|-------------|-----|---|---|

BODY

| | | | |
|-------------|-----|---|--|
| 63805-E4100 | ALL | 1 | "Fairlady Z" side emblem 2-pack. |
| 99996-70476 | ALL | 2 | 7" round European H4 headlight assembly, includes 55/60W bulb. |

Model S130 280ZX / 280ZXT

Z / ZX / ZXT

NEW

PART NO. YEAR QTY DESCRIPTION

S130 ENGINE

11041-KA24D ALL 1 CNC ported cylinder head, plain, KA24DE. As used in CORR and SCCA GT3.



| | | | |
|--------------|-----|----|---|
| 11044-91MM2 | ALL | 1 | 91mm head gasket for L-Series 6-cylinder with compressed thickness of 2mm. |
| 11044-E4623 | ALL | 1 | NISMO head gasket for L-Series 91mm bore, 0.6mm compressed thickness. |
| 11045-N3120 | ALL | 1 | O-ring type sealing ring for L-Series 6-cylinder, OD 95.5mm; ID 88.8mm; width 3.05mm; compressed thickness is 1.1mm. Requires the block to be machined. |
| 11044-E4621 | ALL | 1 | Head gasket for use with O-ring type head sealing above. L-Series 6-cylinder. |
| 12036-86G02* | ALL | 2 | 89.5mm piston ring set (4 sets per box) for above L-Series piston. |
| 12010-Z2440 | ALL | 6 | 90mm piston for L-Series engines. |
| 12038-86G04* | ALL | 2 | 90mm piston ring set (4 sets per box) for above L-Series piston. |
| 12109-N0100 | ALL | 12 | 9mm connecting rod bolt, L-Series. |
| 12112-V5201 | ALL | 12 | 9mm connecting rod nut, L-Series. |
| 12111-22010 | ALL | 12 | High performance rod bearing for L-Series engines, 0.0585" thickness. |
| 12111-22011 | ALL | 12 | High performance rod bearing for L-Series engines, 0.0588" thickness. |
| 12111-22012 | ALL | 12 | High performance rod bearing for L-Series engines, 0.0592" thickness. |
| 12111-22013 | ALL | 12 | High performance rod bearing for L-Series engines, 0.0580" thickness. |
| 12215-22013 | ALL | 2 | High performance main bearing lower (#1, #7) for L-Series engines, 0.0710" thickness. |
| 12216-22010 | ALL | 4 | High performance main bearing upper or lower (#1, #7) for L-Series engines, 0.0714" thickness. |
| 12216-22011 | ALL | 4 | High performance main bearing upper or lower (#1, #7) for L-Series engines, 0.0718" thickness. |
| 12216-22012 | ALL | 4 | High performance main bearing upper or lower (#1, #7) for L-Series engines, 0.0722" thickness. |
| 12216-22013 | ALL | 2 | High performance main bearing upper (#1, #7) for L-Series engines, 0.0710" thickness. |
| 12231-22010 | ALL | 8 | High performance main bearing upper or lower (#2, #3, #5, #6) for L-Series engines, 0.0714" thickness. |
| 12231-22011 | ALL | 8 | High performance main bearing upper or lower (#2, #3, #5, #6) for L-Series engines, 0.0718" thickness. |
| 12231-22012 | ALL | 8 | High performance main bearing upper or lower (#2, #3, #5, #6) for L-Series engines, 0.0722" thickness. |
| 12231-22014 | ALL | 8 | High performance main bearing upper or lower (#2, #3, #5, #6) for L-Series engines, 0.0707" thickness. |
| 12247-22010 | ALL | 2 | High performance main bearing upper or lower (center) for L-Series engines, 0.0714" thickness. |

| PART NO. | YEAR | QTY | DESCRIPTION |
|------------------------|------|-----|---|
| 12247-22011 | ALL | 2 | High performance main bearing upper or lower (center) for L-Series engines, 0.0718" thickness. |
| 12247-22012 | ALL | 2 | High performance main bearing upper or lower (center) for L-Series engines, 0.0722" thickness. |
| 12247-22013 | ALL | 2 | High performance main bearing upper or lower (center) for L-Series engines, 0.0710" thickness. |
| 13024-48000 | ALL | 1 | Early steel OE cam sprocket for L-Series. |
| 13024-E4621 | ALL | 1 | 8 position adjustable cam sprocket for L-Series. From -12° to +9° in 3° increments. |
| NEW 13201-KA24V | ALL | 16 | Race intake valve, 37mm diameter, 6mm stem, for use with race spring and retainer, Max valve lift is 0.435 inch, KA24DE |
| NEW 13202-KA24N | ALL | 16 | Race exhaust valve, 31mm diameter, 6mm stem, for use with race spring and retainer KA24DE |
| NEW 13205-KA241 | ALL | 16 | Race springs seat for use with race valve, KA24DE |
| NEW 13209-KA241 | ALL | 16 | Titanium retainer for use with race valve and spring, KA24DE |
| NEW 13210-KA241 | ALL | 16 | Pair of valve locks or collets for use with race valve and retainer, KA24DE |
| 15010-A1115 | ALL | 1 | High pressure NISMO oil pump, 90psi for L-Series 6-cylinder. |
| 15010-S8000 | ALL | 1 | High volume oil pump for L-Series. 15% greater volume. |
| 15015-GC020 | ALL | 1 | Oil pump adapter kit allows pump to pull oil directly from the modified oil pan, increases flow by 20%. Replaces the cover assembly and provides for the installation of an oil cooler. Includes pump cover, longer bolts and gasket. Requires 99996-GC003 AN fittings. Can be used with adapter 15238-GC001. |
| 99996-GC003 | ALL | 1 | -12 inlet and -10 outlet AN fittings for above. |
| 15238-GC010 | ALL | 1 | Oil filter adapter for use with oil cooler and remote filter relocation. |
| 15133-22010 | ALL | 1 | Oil pump pressure spring, outer. For all L-Series oil pumps. Use with OE inner spring or with 15133-E4600. Increases oil pressure. |
| 15133-E4620 | ALL | 1 | Oil pump pressure spring, inner. For all L-Series oil pumps. Use with OE outer spring or with 15133-22010. Increases oil pressure. |
| 32202-09500 | ALL | 1 | Roller pilot bearing for L-Series, replaces OE bronze unit. |
| 99996-E1032 | ALL | 1 | L9-spec cam for L-Series, 290°/.490" race cam. Use .160" lash pads, comp valve springs and .150-.180 retainers when installing. |
| 99996-E1036 | ALL | 1 | L7-spec cam for L-Series, 270°/.475" high performance cam. Use .160" lash pads when installing. |
| 99996-E1055 | ALL | 1 | L3-spec cam for L-Series, 300°/.620" race cam. Use .280" lash pads, comp valve springs and .250-.340 retainers when installing. |
| 99996-E1060 | ALL | 1 | Competition crankshaft damper for the L-Series 4 and 6-cylinder engines. Features heat treated black anodized steel with heat and oil resistant elastomer. Designed to be used w/Z OE water pump (21010-P7589), water pump pulley (21051-E3202) alternator bracket (11710- E3000) & pulley. Will not allow use of the air pump, A/C nor power steering. Requires special bolt/ washer set (99996-E1065.) Fully SFI certified. |
| 99996-E1065 | ALL | 1 | Bolt and washer to be used with above. Heat treated and roll-threaded to maintain the 105 ft-lbs of torque during assembly. |

Model S130 280ZX / 280ZXT

Z / X / XT

| PART NO. | YEAR | QTY | DESCRIPTION |
|-------------|------|-----|---|
| 99996-E1141 | ALL | 1 | 6 into 2 race header for L-Series 6-cylinder, 1.625" primary diameter, chrome plated; requires special header gasket. |
| 99996-E1142 | ALL | 1 | 6 into 2 race header for L-Series 6-cylinder, 1.75" primary diameter, chrome plated; requires special header gasket. |
| 99996-E1143 | ALL | 1 | 6 into 2 race header for L-Series 6-cylinder, 1.625" primary diameter, unplated; requires special header gasket. |
| 99996-E1144 | ALL | 1 | 6 into 2 race header for L-Series 6-cylinder, 1.75" primary diameter, unplated; requires special header gasket. |
| 99996-E2020 | ALL | 1 | 7mm ignition wire set for L-Series 6-cylinder. |
| 99996-M1046 | ALL | 8 | Competition valve spring, 280lb/in, OD 1.34"; coil bind at .970"; assembled height is 1.720" with a seat pressure of 120lb. Must use competition retainers below. |
| 99996-M1050 | ALL | 8 | Competition steel spring retainer for use with lash pads .150-.180. |
| 99996-M1051 | ALL | 8 | Competition steel spring retainer for use with lash pads .250-.340. |
| 99996-M1052 | ALL | 8 | Competition steel spring retainer for use with lash pads .190-.240. |
| 99996-M1150 | ALL | 8 | Competition aluminum spring retainer for use with lash pads .250-.340. |
| 99996-M1151 | ALL | 8 | Competition aluminum spring retainer for use with lash pads .190-.240. |
| 99996-M1152 | ALL | 8 | Competition aluminum spring retainer for use with lash pads .150-.180. |
| 99996-M1155 | ALL | 8 | L-Series lash pad .150" |
| 99996-M1160 | ALL | 8 | L-Series lash pad .160" |
| 99996-M1170 | ALL | 8 | L-Series lash pad .170" |
| 99996-M1180 | ALL | 8 | L-Series lash pad .180" |
| 99996-M1190 | ALL | 8 | L-Series lash pad .190" |
| 99996-M1200 | ALL | 8 | L-Series lash pad .200" |
| 99996-M1210 | ALL | 8 | L-Series lash pad .210" |
| 99996-M1220 | ALL | 8 | L-Series lash pad .220" |
| 99996-M1230 | ALL | 8 | L-Series lash pad .230" |
| 99996-M1240 | ALL | 8 | L-Series lash pad .240" |
| 99996-M1250 | ALL | 8 | L-Series lash pad .250" |
| 99996-M1260 | ALL | 8 | L-Series lash pad .260" |
| 99996-M1270 | ALL | 8 | L-Series lash pad .270" |
| 99996-M1280 | ALL | 8 | L-Series lash pad .280" |
| 99996-M1290 | ALL | 8 | L-Series lash pad .290" |
| 99996-M1300 | ALL | 8 | L-Series lash pad .300" |
| 99996-M1310 | ALL | 8 | L-Series lash pad .310" |
| 99996-M1320 | ALL | 8 | L-Series lash pad .320" |
| 99996-M1330 | ALL | 8 | L-Series lash pad .330" |
| 99996-N1044 | ALL | 1 | Special header gasket for L28. |
| 99996-D1034 | ALL | 6 | SI stainless steel 35mm exhaust valve for L-Series. |
| 99996-M1030 | ALL | 6 | SI stainless steel 43mm intake valve for L-Series. |
| 99996-N1100 | ALL | 6 | SI stainless steel 44mm intake valve for L-Series. Should be used with 44mm seat |
| 99996-N1121 | ALL | 6 | 44mm valve seat for intake of L-Series. |

| PART NO. | YEAR | QTY | DESCRIPTION |
|------------------------|-------|-----|---|
| 12310-F1011 | ALL | 1 | Aluminum flywheel, 6061-T6 with 1050 alloy steel, replaceable friction area. SFI certified. 225mm; 10 lbs. Excluding 280Z 2+2, S130 turbo, S130 2+2. |
| 12311-F1011 | ALL | 1 | Replacement friction plate kit for aluminum flywheel, all L-Series 6-cylinder. |
| 12310-F1013 | ALL | 1 | Aluminum flywheel, 6061-T6 with 1050 alloy steel, replaceable friction area. SFI certified. 240mm; 11 lbs. S130 turbo, S30+S130 2+2 models. |
| 99996-1532ML | ALL | 16 | Race valve spring for KA24DE |
| 99996-225DF | ALL | 1 | Centerforce dual friction 225mm clutch cover and disc set for S30 excluding 280Z 2+2, S130 excluding turbo and 2+2. Requires T/O bearing sleeve 30501-N1600 when installed on vehicles produced before 11/74. |
| 99996-240DF | ALL | 1 | Centerforce dual friction 240mm clutch cover and disc set for S30 280Z 2+2, S130 turbo and 2+2. |
| NEW 99996-E3040 | ALL | 1 | 225mm race clutch disc with solid hub and bronze buttons, for S30 excluding 280Z 2+2, S130 excluding turbo and 2+2 . |
| 99996-E3045 | ALL | 1 | 240mm race clutch disc with solid hub and bronze buttons, for S30 280Z 2+2, S130 turbo and 2+2 . |
| 38432-E4610 | ALL | 4 | H180 clutch type LSD replacement part, friction plate, 1.7mm. |
| 38433-RS610 | ALL | 4 | H180 clutch type LSD replacement part, friction disc, 1.9mm. |
| 38434-E4610 | ALL | 4 | H180 clutch type LSD replacement part, screw. |
| 38435-E4610 | ALL | 2 | H180 clutch type LSD replacement part, spring plate, 1.7mm. |
| 38436-E4610 | ALL | 2 | H180 clutch type LSD replacement part, spring disc, 1.7mm. |
| 38100-U3400 | ALL | 1 | R180 ring and pinion, 4.111; 180mm OD, 115mm ID, 10mm bolt. |
| 38100-P6400 | ALL | 1 | R200 ring and pinion, 3.700; 200mm OD, 128mm ID, 10mm bolt. |
| 38100-P6600 | ALL | 1 | R200 ring and pinion, 4.111; 200mm OD, 128mm ID, 10mm bolt. |
| 38420-U3010 | ALL | 1 | R180 limited slip differential, 4 pinion type, 45 ft-lb break away torque. Designed for 115mm ID differentials. Side gear axle splines are 26mm x 25t. |
| 38432-E4610 | ALL | 2 | R180 LSD replacement part; friction plate 1.7mm. |
| 38433-RS610 | ALL | 4 | R180 LSD replacement part; friction disc 1.9mm. |
| 38434-E4610 | ALL | 4 | R180 LSD replacement part; screw. |
| 38435-E4610 | ALL | 2 | R180 LSD replacement part; spring plate 1.7mm. |
| 38436-E4610 | ALL | 2 | R180 LSD replacement part; spring disc 1.7mm. |
| 38432-N3210 | ALL | 4 | R200 clutch type LSD replacement part, friction plate, 1.75mm. |
| 38433-N3210 | ALL | 4 | R200 clutch type LSD replacement part, friction disc, 1.75mm. |
| 38433-N3211 | ALL | 4 | R200 clutch type LSD replacement part, friction disc, 1.85mm. |
| 38434-N3210 | ALL | 4 | R200 clutch type LSD replacement part, screw. |
| 38435-N3210 | ALL | 2 | R200 clutch type LSD replacement part, spring plate, 1.75mm. |
| 99996-1101G | ALL | 1 | Polyurethane transmission mount set. |
| 38436-N3210* | ALL | 2 | R200 clutch type LSD replacement part, spring disc, 1.75mm. |
| 99996-1101G | 9/71- | 1 | Polyurethane bushings replace the OE rubber insulators on transmission mounting spring (240Z 9/71-) or the mount (260Z, 280Z/ZX) Includes 4 bushings with steel inserts. |

Model S130 280ZX / 280ZXT

Z / ZX / ZXT

| PART NO. | YEAR | QTY | DESCRIPTION |
|---------------------|-----------|-----|--|
| BRAKES | | | |
| 40206-R107L | ALL | 1 | Cross-drilled, OE size rotor, left front. |
| 40206-R107R | ALL | 1 | Cross-drilled, OE size rotor, right front. |
| 43206-R160L | -8/81 | 1 | Cross-drilled, OE size rotor, left rear. |
| 43206-R160R | -8/81 | 1 | Cross-drilled, OE size rotor, right rear. |
| 43206-R169L | 8/81- | 1 | Cross-drilled, OE size rotor, left front. |
| 43206-R169R | 8/81- | 1 | Cross-drilled, OE size rotor, right front. |
| 46200-22071 | 9/81- | 1 | Stainless steel braided 4-wheel brake line kit, DOT compliant. |
| 99996-D341M | 9/81-6/83 | 1 | Rear Aaxis Metal Master brake pad set. |
| 99996-ZCPLR | ALL | 1 | Solid steering coupler, for manual steering racks only. |
| TRANSMISSION | | | |
| 99996-6104G | ALL | 2 | Polyurethane bump stop bushing. |
| 99996-EG800 | ALL | 16 | Polyurethane sway bar end link bushing. |
| 99996-R4301 | ALL | 1 | 1-1/8" front sway bar kit. |
| 99996-R4351 | ALL | 1 | 7/8" rear sway bar kit. |
| SUSPENSION | | | |
| 99996-ZCPLR | ALL | 1 | Hard plastic steering shaft coupler. Sharpens steering response, easy to install. Fits manual steering only. |
| BODY PARTS | | | |
| 63805-E4100 | ALL | 1 | "Fairlady Z" side emblem 2-pack. |
| 99996-70476 | ALL | 2 | 7" round European H4 headlight assembly, includes 55/60W bulb. |

| PART NO. | YEAR | QTY | DESCRIPTION |
|----------|------|-----|-------------|
|----------|------|-----|-------------|

**Z31
ENGINE**

| | | | |
|-------------|-----|---|---|
| 13001-07P80 | ALL | 1 | European spec camshaft for VG30ET; .392/264°. R/H. |
| 13061-07P80 | ALL | 1 | European spec camshaft for VG30ET; .392/264°. L/H. |
| 99996-V262J | ALL | 1 | High performance camshaft set for VG30I, VG30E, VG33B; .430"/262°. |
| 14003-V6501 | ALL | 1 | Intake manifold for use with 2 barrel carburetor for VG30E and VG33E. Requires IC V6 distributor. |
| 21450-07P02 | ALL | 1 | European spec radiator for Z31 turbo with manual transmission; 10% more efficient than US. Requires Euro upper radiator hose and minor fan shroud modification. |
| 99996-V1010 | ALL | 1 | Competition oil pump gear set. For continuous use over 7500 RPM; VG30E. |
| 99996-Z31KN | ALL | 1 | K&N cone air filter kit for turbo and non-turbo Z31. |

TRANSMISSION

| | | | |
|--------------|-------|---|--|
| 30210-RS910 | 9/86- | 1 | NISMO 250mm clutch cover for all Z31 turbo from 9/86 on. |
| 99996-240DF | ALL | 1 | Centerforce dual friction 240mm clutch cover & disc set for all Z31 non-turbo & Z31 turbo to 9/86. |
| 99996-250DF1 | 9/86- | 1 | Centerforce dual friction 250mm clutch cover for all Z31 turbo from 9/86 on. |
| 99996-E3045 | ALL | 1 | 240mm race clutch disc with solid hub & bronze buttons, for all Z31 non-turbo & Z31 turbo to 9/86. |
| 34110-S13SS | ALL | 1 | C's short shift kit for Z31 non-turbo, shortens throw by 35%. |
| 38100-P6400 | -8/85 | 1 | R200 ring and pinion, 3.700; 200mm OD, 128mm ID, 10mm bolt. |
| 38100-P6600 | -8/85 | 1 | R200 ring and pinion, 4.111; 200mm OD, 128mm ID, 10mm bolt. |
| 38432-N3210 | ALL | 4 | R200 clutch type LSD replacement part, friction plate, 1.75mm |
| 38433-N3210 | ALL | 4 | R200 clutch type LSD replacement part, friction disc, 1.75mm. |
| 38433-N3211 | ALL | 4 | R200 clutch type LSD replacement part, friction disc, 1.85mm. |
| 38434-N3210 | ALL | 4 | R200 clutch type LSD replacement part, screw. |
| 38435-N3210 | ALL | 2 | R200 clutch type LSD replacement part, spring plate, 1.75mm. |
| 38436-N3210* | ALL | 2 | R200 clutch type LSD replacement part, spring disc, 1.75mm. |

BRAKES

| | | | |
|--------------|-----|---|--|
| 44060-HB262 | ALL | 1 | Rear Hawk 9012 Blue racing brake pad set. |
| 46200-22072 | ALL | 1 | Stainless steel braided 4-wheel brake line kit, DOT compliant. |
| 99996-D341M | ALL | 1 | Rear Axxis Metal Master brake pad set. |
| 99996-R7010M | ALL | 1 | Front Axxis Metal Master brake pad set. |

SUSPENSION

| | | | |
|--------------|-----|---|--|
| 54613-W1410* | ALL | 2 | 24mm front sway bar bushing. |
| 99996-63011 | ALL | 1 | Eibach Pro kit, high performance springs. Not for Turbo 2+2. (.75"). |
| 99996-R4302 | ALL | 1 | 1-1/8" front sway bar kit. |
| 99996-R4353 | ALL | 1 | 1.0" adjustable rear sway bar kit. |

Model Z32 300ZX / 300ZXT

Z / ZX / ZXT

| PART NO. | YEAR | QTY | DESCRIPTION |
|----------|------|-----|-------------|
|----------|------|-----|-------------|

Z32

ENGINE

| | | | |
|------------------------|-----|----|--|
| 11043-RR815 | ALL | 1 | NISMO metal head gasket set; 88mm bore, compressed thickness of 1.2mm. For VG30DE and DETT. |
| NEW 12111-VG000 | ALL | 1 | Race Coated Rod Bearing set RB30/RB30DETT/V30/V30DETT STD 0 |
| NEW 12111-VG003 | ALL | 1 | Race Coated Rod Bearing set RB30/RB30DETT/V30/V30DETT STD 3 |
| NEW 12111-VG005 | ALL | 1 | Race Coated Rod Bearing set RB30/RB30DETT/V30/V30DETT STD 3 |
| NEW 12111-VG005 | ALL | 1 | Race Coated Rod Bearing set RB30/RB30DETT/V30/V30DETT STD 5 |
| NEW 12207-VG000 | ALL | 1 | Race Coated Main Bearing set SET VG30DE-VGDETT-STD 0 |
| NEW 12207-VG003 | ALL | 1 | Race Coated Main Bearing set SET VG30DE/VG30DETT STD 3 |
| 13001-RR829 | ALL | 1 | VG30DE and DETT cam billet set. Lobes are unfinished. Set of 4. |
| 13020-Z32R4 | ALL | 1 | High performance camshaft set for VG30DETT; .368"/262° Must use HD valve springs. |
| 21305-37P00K | ALL | 1 | Factory upgrade oil cooler kit offers 300% more cooling capacity compared to the OE unit. Kit includes cooler, bracket, and all hoses. |
| 62860-01P01 | ALL | 1 | Cold air intake duct replaces the OE unit located under the radiator hose. |
| 99996-Z32AC | ALL | 1 | K&N cone air filter kit for turbo and non-turbo Z32. |
| 99996-Z320S | ALL | 24 | Heavy Duty valve spring for VG30DE and DETT. A must for use with high lift or high duration cams. |
| 99996-15320 | ALL | 1 | Borla cat back exhaust system for Z32 non-turbo 2-seater only; 2.5" diameter, 3" dual tips. |



TRANSMISSION

| | | | |
|---------------|-----|---|--|
| 12310-Z3201 | ALL | 1 | Aluminum flywheel, 6061-T6 with 1050 alloy steel, replaceable friction area. SFI certified. 240mm; 11 lbs. Non-turbo only. |
| 12310-Z3202 | ALL | 1 | Aluminum flywheel, 6061-T6 with 1050 alloy steel, replicable friction area. SFI certified. 250mm; 11 lbs. Turbo only. |
| 12311-Z3202 | ALL | 1 | Replacement friction plate kit for aluminum flywheel, all VG30DETT. |
| 99996-240DF | ALL | 1 | Centerforce dual friction 240mm clutch cover and disc set for all Z32 non-turbo. |
| 99996-250DF2 | ALL | 1 | 250mm Centerforce clutch cover and disc kit; for VG30DETT only. |
| 99996-E3045 | ALL | 1 | 240mm 6-puck race disc, solid hub; VG30DE only. |
| 30100-RSR40 | ALL | 1 | 250mm NISMO 3-puck race disc, spring hub; VG30DETT only. |
| 34110-Z32SS | ALL | 1 | C's short shift kit for Z32, shortens throw by 35%. |
| 38420-RS585A | ALL | 1 | R200 clutch type limited slip differential, 57ft. lb. break away torque. Designed to replace factory viscous LSD, 12mm ring gear bolt. |
| 38415-RS585 | ALL | 1 | R200 (RS585A) clutch type LSD replacement part, pinion gear set. |
| 38423-RS520-S | ALL | 1 | R200 (RS585A) clutch type LSD replacement part, side gear set. |
| 38427-RS650 | ALL | 1 | R200 (RS585A) clutch type LSD replacement part, pinion shaft. |
| 38431-RS650 | ALL | 1 | R200 (RS585A) clutch type LSD replacement part, pressure ring. |
| 38432-N9000 | ALL | 2 | R200 (RS585A) clutch type LSD replacement part, friction plate, 1.75mm. |

| PART NO. | YEAR | QTY | DESCRIPTION |
|--------------|------|-----|--|
| 38433-N9000 | ALL | 4 | R200 (RS585A) clutch type LSD replacement part, friction disc, 1.75mm. |
| 38435-RS520 | ALL | 1 | R200 (RS585A) clutch type LSD replacement part, clutch pack 60 ft-lb. |
| 38435-RS521 | ALL | 1 | R200 (RS585A) clutch type LSD replacement part, clutch pack 88 ft-lb. |
| 38436-N3210* | ALL | 2 | R200 (RS585A) clutch type LSD replacement part, spring disc, 1.75mm. |

BRAKES


| | | | |
|-------------|-----|---|---|
| 40206-05U02 | ALL | 1 | R32 Skyline GTR right front brake rotor. Cross-drilled, 295mm x 32m; requires use of Skyline caliper and removal of backing plate on Z32. |
|-------------|-----|---|---|



| | | | |
|--------------|-----|---|--|
| 40206-05U03 | ALL | | R32 Skyline GTR left front brake rotor. Cross-drilled, 295mm x 32m; requires use of Skyline caliper and removal of backing plate on Z32. |
| 40206-05U10 | ALL | 1 | R32 Skyline GT right front brake rotor. Plain (not drilled,) 295mm x 32m; requires use of Skyline caliper and removal of backing plate on Z32. |
| 40206-05U11 | ALL | 1 | R32 Skyline GT left front brake rotor. Plain (not drilled,) 295mm x 32m; requires use of Skyline caliper and removal of backing plate on Z32. |
| 41001-05U01 | ALL | 1 | R32 Skyline GTR right front brake caliper. |
| 41011-05U01 | ALL | 1 | R32 Skyline GTR left front brake caliper. |
| 41060-HB178 | ALL | 1 | Hawk Blue front race pads, set. |
| 46245-05U01 | ALL | 1 | R32 Skyline right front brake line. |
| 46246-05U01 | ALL | 1 | R32 Skyline left front brake line. |
| 43206-05U02 | ALL | 1 | R32 Skyline GTR right rear brake rotor. Cross-drilled. |
| 43206-05UD3 | ALL | 1 | R32 Skyline GTR left rear brake rotor. Cross-drilled. |
| 41060-HB178 | ALL | 1 | Front Hawk 9012 Blue racing brake pad set. |
| 41060-HB178N | ALL | 1 | Front Hawk HP+ Autocross brake pad set. |
| 41217-40P00* | ALL | 4 | Pad retaining pin for use with R32 Skyline calipers. |
| 44060-HB179 | ALL | 1 | Front Hawk 9012 Blue racing brake pad set. |
| 44060-HB179N | ALL | 1 | Rear Hawk HP+ Autocross brake pad set. |
| 41060-HB178N | ALL | 1 | Front Axxis Metal Master brake pad set. |
| 99996-D461M | ALL | 1 | Rear Axxis Metal Master brake pad set. |
| 46200-22073 | ALL | 1 | Stainless steel braided 4-wheel brake line kit, DOT compliant. |


Model Z32 300ZX / 300ZXT

Z / ZX / ZXT



| PART NO. | YEAR | QTY | DESCRIPTION |
|---|------|-----|---|
| SUSPENSION | | | |
| 54420-Z32SB | ALL | 1 | Front strut brace, Z32, Nissan Motorsports. |
|  | | | |
| 55420-Z32SB | ALL | 1 | Rear strut brace, Z32, Nissan Motorsports. |
| 54468-Z32TR | ALL | 2 | Adjustable tension rod with spherical bearing, eliminates caster changes due to bushing deflection. |
| 54610-50120 | ALL | 1 | 1-1/8" front sway bar kit. |
| 54613-04F03* | ALL | 2 | 1.0" rear sway bar bushing. |
| 55130-Z32RA | ALL | 2 | Adjustable rear upper control link with spherical bearing, allows rear camber adjustment. |
| 56220-51100 | ALL | 1 | 13/16" rear sway bar kit. |
| 99996-1108G | ALL | 1 | Polyurethane bushing set, differential mounting. |
| 99996-1119S | ALL | 2 | Koni rear shock, sport. |
| 99996-3108G | ALL | 1 | Polyurethane bushing set, front lower control arm. |
| 99996-7105G | ALL | 1 | Polyurethane bushing set, front tension rod. |
| 99996-EG800 | ALL | 8 | Polyurethane sway bar end link bushing. |

BODY

| | | | |
|-------------|-----|---|---|
| 26010-VP126 | ALL | 1 | JDM HID Headlight assembly, R/H, wiring required. |
| 26060-VP126 | ALL | 1 | JDM HID Headlight assembly, L/H, wiring required. |
| 26160-40P00 | ALL | 2 | JDM fender side blinker lamp, amber. L or R. |
| 26161-VP100 | ALL | 2 | Clear fender blinker lamp. |
| 26540-VP100 | ALL | 1 | JDM tail lamp center panel, "300ZX" in red. |
| 26550-VP125 | ALL | 1 | JDM tail lamp assembly, red/clear, R/H. |
| 26555-VP125 | ALL | 1 | JDM tail lamp assembly, red/clear, L/H. |



| | | | |
|-------------|-----|---|--|
| 62022-VP125 | ALL | 1 | JDM special edition front fascia (bumper cover). |
| 26120-VP126 | ALL | 1 | Front combo lamp for above, R/H. |
| 26125-VP126 | ALL | 1 | Front combo lamp for above, L/H. |
| 62040-VP100 | ALL | 1 | Front bumper bracket for above. |
| 62094-VP100 | ALL | 1 | Front bumper spacer for above. |
| 62254-VP100 | ALL | 1 | Mesh grille for above. |
| 62292-VP100 | ALL | 1 | Front bumper retainer for above. |
| 62318-VP100 | ALL | 4 | Clip for above, front fascia. |
| 62684-VP100 | ALL | 1 | Intercooler air guide for above, R/H (turbo only). |
| 62685-VP100 | ALL | 1 | Intercooler air guide for above, L/H (turbo only). |
| 99032-VP125 | ALL | 1 | Accent stripe decal for above. |
| 62310-50P00 | ALL | 1 | JDM center panel without front emblem depression. |

| PART NO. | YEAR | QTY | DESCRIPTION |
|--|------|-----|--|
| 62889-40P00 | ALL | 1 | "Z" hood emblem, silver on black. Is not a direct replacement on US models. Requires center panel 62310-50P00. |
|  | | | |
| 62889-46P00 | ALL | 1 | "Z" hood emblem, gold on black. Is not a direct replacement on US models. Requires center panel 62310-50P00. |
| 62889-VP100 | ALL | 1 | "Z" hood emblem, silver on red. Is not a direct replacement on US models. Requires center panel 62310-50P00. |
| 93094-30P01 | ALL | 1 | "Fairlady Z" rear emblem, black. |
| 93094-40P01 | ALL | 1 | Nissan "Fairlady Z" JDM reflective decal with black back ground; left rear hatch. |
| 93094-VP100 | ALL | 1 | Nissan "Fairlady Z" JDM 1999 special edition 300ZX reflective decal no back ground; left rear hatch. |
| 93094-VP100 | ALL | 1 | "Fairlady Z" rear emblem, silver. |
| 96030-VP125 | ALL | 1 | JDM special edition rear wing. |
| B6120-40P00 | ALL | 1 | Front turn signal, clear, R/H. |
| B6125-40P00 | ALL | 1 | Front turn signal, clear, L/H. |
|  | | | |
| G6852-VP130 | ALL | 1 | JDM side skirt, 2+2, R/H. |
| G6853-VP130 | ALL | 1 | JDM side skirt, 2+2, L/H. |
| G6856-VP130 | ALL | 1 | JDM rear under bumper skirt extension, R/H. |
| G6857-VP130 | ALL | 1 | JDM rear under bumper skirt extension, L/H. |
| J6030-Z32ZW | ALL | 1 | OE style twin turbo rear wing, uses stock bolt locations and third brake light (not included.) |

Model Z33 350Z

Z / ZX / Z

PART NO. YEAR QTY DESCRIPTION

Z33

ENGINE


| | | | | |
|------------|----------------|-----|----|--|
| NEW | 12063-VQ000 | ALL | 1 | Thrust washer set VQ30/VQ35 |
| NEW | 12111-VQ000 | ALL | 1 | Race Coated Rod Bearing set SET VQ35 STD 0 |
| NEW | 12111-VQ003 | ALL | 1 | Race Coated Rod Bearing set SET VQ35 STD 3 |
| NEW | 12111-VQ005 | ALL | 1 | Race Coated Rod Bearing set SET VQ35 STD 5 |
| NEW | 12100-VQ350 | ALL | 6 | Forged A-beam connecting rod for VQ35DE. Will not fit OE piston. |
| | 99996-VQLCK | ALL | 1 | Low compression piston & rod kit for VQ35DE. Incl. 6 pistons, 6 rods, and 1 complete ring set. 8.5:1 CR. |
| | 12109-RRZ30 | ALL | 12 | High strength connecting rod bolt for VQ35; 40% stronger than stock. Uses standard nut. |
| | 12200-4P121 | ALL | 1 | VQ30DET crankshaft. 73.3mm stroke; 50mm rod journal. Used primarily for GT2 competition. |
| | 12100-VQ300 | ALL | 6 | VQ30DET Carrillo racing connecting rods; for use with above crankshaft. |
| NEW | 12207-VQ005 | ALL | 1 | Race Coated Main Bearing set SET VQ35 STD 5 |
| NEW | 12207-VQ000 | ALL | 1 | Race Coated Main Bearing set SET VQ35 STD 0 |
| NEW | 12207-VQ003 | ALL | 1 | Race Coated Main Bearing set SET VQ35 STD 3 |
| | 1300F-RRQ00-VQ | ALL | 1 | VQ35 camshaft blank, R/H intake, lobes unground. |
| | 1300F-RRQ05-VQ | ALL | 1 | VQ35 camshaft blank, L/H intake, lobes unground. |
| | 1300F-RRQ10-VQ | ALL | 1 | VQ35 camshaft blank, R/H exhaust, lobes unground. |
| | 1300F-RRQ15-VQ | ALL | 1 | VQ35 camshaft blank, L/H exhaust, lobes unground. |
| | 13203-RRZ30 | ALL | 24 | VQ35 high lift valve springs. |
| | 15010-RRZ30 | ALL | 1 | Competition oil pump with steel gears, VQ35DE. |
| | 15238-E1119 | ALL | 1 | Spin-on adapter for remote oil filter location; can be used with an oil cooler. VQ35DE (Big). |
| | 15238-E1120 | ALL | 1 | Oil cooler sandwich plate replaces factory heat exchanger and has ports to plumb in an oil cooler. |
| | 21200-RSZ30 | ALL | 1 | Competition low-temp thermostat for VQ35 opens at 154F vs. 170F. |



21300-RSZ33 ALL 1 Racing oil cooler kit, includes oil filter adapter, hoses, cooler, brackets and hardware. SCCA T2 legal.

24080-ZGNDK ALL 1 Nissan Motorsports grounding kit, includes 6 grounding wires and instructions, smoked clear heat shrink. Custom fit to Z33.



| PART NO. | YEAR | QTY | DESCRIPTION |
|--|------|-----|---|
| 38100-39Z33 | ALL | 1 | 3.917 Ring and pinion set. |
|  | | | |
| 99996-RS1CK | ALL | 1 | Competition S1 cam kit includes 4 S1 cams, 24 valve springs, 2 VTC pullys, and 24 spring shims. Race use only. |
| 99996-VQ35K | ALL | 1 | Competition head kit includes 2 bare heads with 46cc combustion chambers, 24 titanium valves, springs, retainers, valve caps. High compression; final machining necessary; for race use only. |

TRANSMISSION

| | | | |
|-------------|-----|---|--|
| 46211-RSZ30 | ALL | 1 | NISMO braided clutch hose. |
| 12310-VQZ33 | ALL | 1 | Billet steel racing flywheel, for use with 7.25" dual disc clutch. |
| 30100-RSR40 | ALL | 1 | 250mm NISMO 3-puck race disc, spring hub. |
| 38351-350DK | ALL | 1 | Finned aluminum differential cover kit, includes stud and breather tube. |
| 34101-Z3303 | ALL | 1 | Adjustable short shifter kit, 4 positions +20%, 0%, - 20% and -40%. Adjustable while at a stop light! Easy to install. |

BRAKES

| | | | |
|-------------|-----|-----|---|
| 46200-22Z33 | ALL | 1 | Stainless braided brake line kit, DOT compliant, fits both standard and Brembo brakes. |
| 40206-Z33F2 | ALL | 1 | Two-piece, directional racing brake rotor set. Front; utilizes aluminum floating hats, replaces OE with Brembo only. Sold as pair. |
| 40206-RF000 | ALL | 1 | Replacement right front rotor only for above. Requires the use of 99996-89001 hardware kit. |
| 40206-LF000 | ALL | 1 | Replacement left front rotor only for above. Requires the use of 99996-89001 hardware kit. |
| 40206-Z33R2 | ALL | 1 | Two-piece, directional racing brake rotor set. Rear; utilizes aluminum floating hats, replaces OE with Brembo only. Sold as pair. |
| 43206-LR000 | ALL | 1 | Replacement left rear rotor only for above. Requires the use of 99996-89001 hardware kit. |
| 43206-RR000 | ALL | 1 | Replacement right rear rotor only for above. Requires the use of 99996-89001 hardware kit. |
| 99996-0960T | ALL | 1 | Set of 4 titanium shims for Brembo front calipers. Fits between caliper piston and brake pad to reduce heat transfer into fluid. |
| 99996-89001 | ALL | A/R | Rotor hardware kit for above. Bolts rotor ring to aluminum hat. |
| 99996-Z3344 | ALL | 1 | Touring 2 brake duct kit, includes installation hardware and hose. Cutting of OEM lower engine cover required to fit two NACA ducts (included.) |

Model Z33 350Z

JZ / XZ / Z

| PART NO. | YEAR | QTY | DESCRIPTION |
|------------------------|-------|-----|---|
| SUSPENSION | | | |
| 99996-65Z30US | ALL | 1 | Race spring kit for Z33, for use with OE style dampers. |
| 99996-RSZ30K | ALL | 1 | Front and rear adjustable sway bar kit, includes bushings, adjustable drop links. |
| NEW 54541-RRZ30 | 03/06 | 4 | Hard rubber Front upper A arm bushing. |
| NEW 54560-RRZ30 | 03/06 | 2 | Hard rubber Front lower transverse link bushing |
| NEW 55045-RRZ30 | 03/06 | 4 | Hard rubber Rear upper A arm bushing |
| NEW 55148-RRZ30 | 03/06 | 2 | Hard rubber Rear radius rod (toe link) at hub bushing |
| NEW 55149-RRZ30 | 03/06 | 2 | Hard rubber Rear radius rod (toe link) at body bushing |
| NEW 55152-RRZ30 | 03/06 | 2 | Hard rubber Rear lower link (camber link) at hub bushing |
| NEW 55153-RRZ30 | 03/06 | 2 | Hard rubber Rear lower link (camber link) at body bushing |
| NEW 55158-RRZ30 | 03/06 | 2 | Hard rubber Rear lower control arm (spring arm) bushing |
| NEW 56218-RRZ30 | 03/06 | 2 | Hard rubber Rear upper shock absorber bushing |
| 54618-Z1111 | ALL | 1 | Adjustable drop link kit for front sway bar. |
| 55618-Z1112 | ALL | 1 | Adjustable drop link kit for rear sway bar. |
| 56110-1011L | ALL | 1 | Racing Koni double-adjustable (rebound and compression are independent) left front shock. Two position lower spring seat; fits OE style springs. |
| 56110-1011R | ALL | 1 | Racing Koni double-adjustable (rebound and compression are independent) right front shock. Two position lower spring seat; fits OE style springs. |
| 56210-1012S | ALL | 2 | Racing Koni double-adjustable (rebound and compression are independent) rear shock; fits OE style springs. |

BODY

| | | | |
|------------------------|-----|---|--|
| 26140-CD400 | ALL | 1 | Smoked amber reflector, right front bumper. |
| 26145-CD400 | ALL | 1 | Smoked amber reflector, left front bumper. |
| 26160-AX001 | ALL | 2 | JDM fender side blinker lens, clear. For L or R. Does not include socket. |
| NEW 62020-RNZ35 | ALL | 1 | Version 2 front bumper, fiberglass construction, integrated front lip, includes mesh grille and cold air duct. |









| | | | |
|------------------------|-----|---|---|
| 76950-RNZ30 | ALL | 1 | Pair of JDM aluminum kick plates, NISMO logo. |
| NEW 84895-CD40A | ALL | 1 | JDM "Fairlady Z" rear emblem. |



| | | | |
|-------------|-----|--------|---|
| 87619-RS010 | ALL | 1 or 2 | Plug-in harness cancels the air bag warning lamp when the OEM seat is replaced by racing-type. |
| 93820-RNZ30 | ALL | 1 or 2 | Pair of 2" fiberglass rear fender flares. Bolt on, white primer. Will fit fronts with some modification. |
| 98100-RNZ31 | ALL | 1 | Type "E" GT JDM rear wing, fiberglass with adjustable center section. Made by NISMO Japan. 350Z coupe only. |



| PART NO. | YEAR | QTY | DESCRIPTION |
|--|-------|-----|--|
| B5610-CD004 | ALL | 1 | High output horn set with "Z" logo. |
|  | | | |
| NEW B61D0-CD400 | 03-05 | 1 | Clear reflector, front bumper, pair of 2. |
| NEW B61D0-CF50A | 06-08 | 1 | Clear front bumper side reflector kit. |
|  | | | |
| B6400-CD000 | ALL | 1 | Foot well lamp kit. |
|  | | | |
| B64M0-CD000 | ALL | 1 | JDM optional under dash lighting kit. Includes harness and instructions. |
| NEW B65E0-CF50A | ALL | 1 | JDM Clear tail lamp kit with red LEDs |
|  | | | |
| NEW F2650-CF000 | 06+ | 1 | Carbon fiber-look front bumper apron cover. Fits over the painted area under the front grille opening. |
|  | | | |
| F2650-Z3300 | 03/05 | 1 | Real carbon fiber front apron cover. Fits over lower nose center section. 2 sided tape pre-installed. |
|  | | | |
| H4930-CD000 | ALL | 1 | JDM Optional cargo net. |



1600/2000

Roadster

1600 / 2000 ROADSTER

NISSAN

Model SPL311 1600 ROADSTER

| PART NO. | YEAR | QTY | DESCRIPTION |
|---------------------|------|-----|---|
| SPL311 | | | |
| ENGINE | | | |
| 12111-25510 | ALL | 8 | High performance tri-metal rod bearing shells, for R16/U20. |
| 12200-E0700 | ALL | 1 | Stoker crankshaft for R16 engines, from engine #40001. 83mm stroke (from 66.8mm) increases displacement to 1982cc. Requires the use of U20 connecting rods. |
| 32202-09500 | ALL | 1 | Roller pilot bearing, replaces OE bronze unit, R16/U20. |
| 99996-B1061 | ALL | 1 | Valve spring set, R16/U20. |
| 99996-C1135 | ALL | 1 | Special improved oil pan gasket for R16/U20. |
| TRANSMISSION | | | |
| 32260-25500 | ALL | 1 | Optional 3rd gear 28t, for FS5C71A. |
| 38432-N3210 | ALL | 1 | H190 clutch type LSD replacement part, friction plate, 1.75mm. |
| 38432-N9000 | ALL | 1 | H190 clutch type LSD replacement part, friction plate grooved, 1.75mm. |
| 38433-N3210 | ALL | 1 | H190 clutch type LSD replacement part, friction disc, 1.75mm. |
| 38433-N3211 | ALL | 1 | H190 clutch type LSD replacement part, friction disc, 1.85mm. |
| 38433-N9000 | ALL | 1 | H190 clutch type LSD replacement part, friction disc grooved, 1.75mm. |
| 38434-N3210 | ALL | 1 | H190 clutch type LSD replacement part, screw. |
| 38435-N3210 | ALL | 1 | H190 clutch type LSD replacement part, spring plate, 1.75mm. |
| 99996-C3030 | ALL | 1 | Shift lever aluminum bushing set, replaces rubber units, includes washers and nylock nut. |
| 30210-20111* | ALL | 1 | 200mm heavy duty clutch cover, Roadster. |
| 99996-D3040 | ALL | 1 | 200mm race clutch disc with solid hub and bronze buttons, Roadster. |
| BRAKES | | | |
| 44060-14600 | ALL | 2 | Fore brake shoe, Ferodo AM4. |
| 44070-14600 | ALL | 2 | Aft brake shoe, Ferodo AM4. |
| 46200-22050 | ALL | 1 | Stainless steel braided 4-wheel brake line kit, DOT compliant. |
| 99996-J7001M | ALL | 1 | Front Axxis Metal Master brake pad set. |
| SUSPENSION | | | |
| 54010-25510E | ALL | 2 | Racing front spring, 862lb/in. |
| 55020-25510 | ALL | 2 | Racing rear spring, 207lb/in. |
| 99996-C4501 | ALL | 1 | Bushing kit for above. |
| 99996-C5000 | ALL | 1 | Rear HD suspension bushing kit includes 8 bushings and 4 spring pads. |
| BODY | | | |
| 99996-70476 | ALL | 2 | 7" round European H4 headlight assembly, includes 55/60W bulb. |

| PART NO. | YEAR | QTY | DESCRIPTION |
|----------|------|-----|-------------|
|----------|------|-----|-------------|

**SRL311
ENGINE**

| | | | |
|-------------|-----|---|--|
| 12111-25510 | ALL | 8 | High performance tri-metal rod bearing shells, for R16/ U20. |
| 32202-09500 | ALL | 1 | Roller pilot bearing, replaces OE bronze unit, R16/ U20. |
| 99996-B1061 | ALL | 1 | Valve spring set, R16/U20. |
| 99996-C1133 | ALL | 1 | Competition oil pan insert for OE aluminum oil pan (11110-25500.) Utilizes trap-door style baffles. For R16/U20. |
| 99996-C1135 | ALL | 1 | Special improved oil pan gasket for R16/U20. |
| 99996-U20HB | ALL | 1 | Heavy duty head bolt kit for U20 includes 5 long and 5 short head bolts and 10 washers. Torque to 65 ft-lb. |

TRANSMISSION

| | | | |
|--------------|-----|---|--|
| 32250-25500 | ALL | 1 | Optional 2nd gear 28t, for FS5C71A. |
| 32260-25500 | ALL | 1 | Optional 3rd gear 28t, for FS5C71A. |
| 38432-N3210 | ALL | 1 | H190 clutch type LSD replacement part, friction plate, 1.75mm. |
| 38432-N9000 | ALL | 1 | H190 clutch type LSD replacement part, friction plate grooved, 1.75mm. |
| 38433-N3210 | ALL | 1 | H190 clutch type LSD replacement part, friction disc, 1.75mm. |
| 38433-N3211 | ALL | 1 | H190 clutch type LSD replacement part, friction disc, 1.85mm. |
| 38433-N9000 | ALL | 1 | H190 clutch type LSD replacement part, friction disc grooved, 1.75mm. |
| 38434-N3210 | ALL | 1 | H190 clutch type LSD replacement part, screw. |
| 38435-N3210 | ALL | 1 | H190 clutch type LSD replacement part, spring plate, 1.75mm. |
| 99996-C1012 | ALL | 1 | Aluminum flywheel, 6061-T6 with 1050 alloy steel, replaceable friction area. SFI certified. 200mm; 11 lbs. |
| 99996-C3030 | ALL | 1 | Shift lever aluminum bushing set, replaces rubber units, includes washers and nylock nut. |
| 30210-20111* | ALL | 1 | 200mm heavy duty clutch cover, Roadster. |
| 99996-D3040 | ALL | 1 | 200mm race clutch disc with solid hub and bronze buttons, Roadster. |

BRAKES

| | | | |
|--------------|-----|---|--|
| 44060-14600 | ALL | 2 | Fore brake shoe, Ferodo AM4. |
| 44070-14600 | ALL | 2 | Aft brake shoe, Ferodo AM4. |
| 46200-22050 | ALL | 1 | Stainless steel braided 4-wheel brake line kit, DOT compliant. |
| 99996-J7001M | ALL | 1 | Front Axxis Metal Master brake pad set. |

SUSPENSION

| | | | |
|--------------|-----|---|---|
| 54010-25510E | ALL | 2 | Racing front spring, 862lb/in. |
| 55020-25510 | ALL | 2 | Racing rear spring, 207lb/in. |
| 99996-C4300 | ALL | 1 | 7/8" front sway bar. |
| 99996-C4351 | ALL | 1 | 5/8" rear sway bar. |
| 99996-C4501 | ALL | 1 | Bushing kit for above. |
| 99996-C5000 | ALL | 1 | Rear HD suspension bushing kit includes 8 bushings and 4 spring pads. |

BODY

| | | | |
|-------------|-----|---|--|
| 99996-70476 | ALL | 2 | 7" round European H4 headlight assembly, includes 55/60W bulb. |
|-------------|-----|---|--|

1600 / 2000 ROADSTER



200SX / 240SX

200SX 240SX

Model S10 200SX

| PART NO. | YEAR | QTY | DESCRIPTION |
|-------------------|------|-----|---|
| S10 ENGINE | | | |
| 11041-V9182 | ALL | 1 | High compression head for L-Series, 41cc combustion chamber, uses 42mm intake valves and 35mm exhaust valves. |
| 11044-A7651 | ALL | 1 | NISMO composite head gasket for L-Series. 88.5mm bore, 1.5mm compressed thickness. |
| 12010-P7912 | ALL | 4 | Flat top piston without valve reliefs; 86mm bore for L18/L20B, uses OE ring set. |
| 12010-P7917 | ALL | 4 | Flat top piston without valve reliefs; 87mm bore for L18/L20B, uses OE ring set. |
| 99996-D1071 | ALL | 1 | Ring set for above piston 84mm bore L16. |
| 12010-P8612 | ALL | 4 | Euro piston with slight dome; 86mm bore for L18/L20B, uses OE ring set. |
| 12010-P8617 | ALL | 4 | Euro piston with slight dome; 87mm bore for L18/L20B, uses OE ring set. |
| 12100-L24EP | ALL | 4 | Carrillo H beam racing connecting rod. 133mm center-to-center length. |
| 12109-N0100 | ALL | 8 | 9mm connecting rod bolt, L-Series. |
| 12112-V5201 | ALL | 8 | 9mm connecting rod nut, L-Series. |
| 12111-22010 | ALL | 8 | High performance rod bearing for L20B engines, 0.0585" thickness. |
| 12111-22011 | ALL | 8 | High performance rod bearing for L20B engines, 0.0588" thickness. |
| 12111-22012 | ALL | 8 | High performance rod bearing for L20B engines, 0.0592" thickness. |
| 12111-22013 | ALL | 8 | High performance rod bearing for L20B engines, 0.0580" thickness. |
| 12215-22013 | ALL | 2 | High performance main bearing lower (#1, #5) for L16/L18 engines, 0.0710" thickness. |
| 12215-A7660 | ALL | 4 | High performance main bearing upper or lower (#1, #5) for L20B engines, 0.0720" thickness. |
| 12216-22010 | ALL | 4 | High performance main bearing upper or lower (#1, #5) for L16/L18 engines, 0.0714" thickness. |
| 12216-22011 | ALL | 4 | High performance main bearing upper or lower (#1, #5) for L16/L18 engines, 0.0718" thickness. |
| 12216-22012 | ALL | 4 | High performance main bearing upper or lower (#1, #5) for L16/L18 engines, 0.0722" thickness. |
| 12216-22013 | ALL | 2 | High performance main bearing upper (#1, #5) for L16/L18 engines, 0.0710" thickness. |
| 12231-22010 | ALL | 4 | High performance main bearing upper or lower (#2, #4) for L16/L18 engines, 0.0714" thickness. |
| 12231-22011 | ALL | 4 | High performance main bearing upper or lower (#2, #4) for L16/L18 engines, 0.0718" thickness. |
| 12231-22012 | ALL | 4 | High performance main bearing upper or lower (#2, #4) for L16/L18 engines, 0.0722" thickness. |
| 12231-22014 | ALL | 4 | High performance main bearing upper or lower (#2, #4) for L16/L18 engines, 0.0707" thickness. |
| 12231-A7660 | ALL | 4 | High performance main bearing upper or lower (#2, #4) for L20B engines, 0.0720" thickness. |
| 12247-22010 | ALL | 2 | High performance main bearing upper or lower (center) for L16/L18 engines, 0.0714" thickness. |
| 12247-22011 | ALL | 2 | High performance main bearing upper or lower (center) for L16/L18 engines, 0.0718" thickness. |

| PART NO. | YEAR | QTY | DESCRIPTION |
|---------------|------|-----|--|
| 12247-22012 | ALL | 2 | High performance main bearing upper or lower (center) for L16/L18 engines, 0.0722" thickness. |
| 12247-22013 | ALL | 2 | High performance main bearing upper or lower (center) for L16/L18 engines, 0.0710" thickness. |
| 12247-A7660 | ALL | 2 | High performance main bearing upper or lower (center) for L20B engines, 0.0720" thickness. |
| 99996-E1060 | ALL | 1 | Competition crankshaft damper for the L-Series 4 and 6-cylinder engines. Features heat treated black anodized steel with heat and oil resistant elastomer. Designed to be used with the Z OE water pump (21010-P7589), water pump pulley (21051-E3202) alternator bracket (11710- E3000) and pulley. It will not allow the use of the air pump, A/C nor power steering. Requires special bolt/washer set (99996-E1065.) Fully SFI certified. |
| 99996-E1065 | ALL | 1 | Bolt and washer to be used with above. Heat treated and roll-threaded to maintain the 105 ft-lbs of torque during assembly. |
| 13024-48000 | ALL | 1 | Early steel OE cam sprocket for L-Series. |
| 13024-E4621 | ALL | 1 | 8 position adjustable cam sprocket for L-Series. From -12° to +9° in 3° increments. |
| 13070-N7120 | ALL | 1 | Improved chain tension keeps it out of the oil pan when changing camshafts, for L-Series. |
| 13257-W0300* | ALL | 8 | Rocker arm for L-Series, 1.5:1 ratio. |
| 15010-S8000 | ALL | 1 | High volume oil pump for L-Series. 15% greater volume. |
| 15015-GC020 | ALL | 1 | Oil pump adapter kit allows pump to pull oil directly from the modified oil pan, increases flow by 20%. Replaces the cover assembly and provides for the installation of an oil cooler. Includes pump cover, longer bolts and gasket. Requires 99996-GC003 AN fittings. Can be used with adapter 15238-GC001. |
| 99996-GC003 | ALL | 1 | -12 inlet and -10 outlet AN fittings for above. |
| 15040-21001* | ALL | 1 | Spindle which drives the distributor and oil pump for L-Series. |
| 15043-73400FL | ALL | 1 | Bronze gear for L-Series which drives the oil pump and distributor. A must for sustained high RPM use. Must replace with spindle as a set. |
| 15133-22010 | ALL | 1 | Oil pump pressure spring, outer. For all L-Series oil pumps. Use with OE inner spring or with 15133-E4600. Increases oil pressure. |
| 15133-E4620 | ALL | 1 | Oil pump pressure spring, inner. For all L-Series oil pumps. Use with OE outer spring or with 15133-22010. Increases oil pressure. |
| 22100-U2800 | ALL | 1 | European spec distributor, single point, Hitachi D411-88. Requires L16 distributors support when installed on L18-L20. |
| 22110-U2805 | ALL | 1 | Distributor spring for above, L16. |
| 32202-09500 | ALL | 1 | Roller pilot bearing for L-Series, replaces OE bronze unit. |
| 99996-D1018 | ALL | 1 | L4-spec cam for L-Series, 278°/.580" race cam. Use .280" lash pads, comp valve springs and .250-.340 retainers when installing. |
| 99996-D1019 | ALL | 1 | L3-spec cam for L-Series, 300°/.620" race cam. Use .280" lash pads, comp valve springs and .250-.340 retainers when installing. |
| 99996-D1022 | ALL | 1 | L9-spec cam for L-Series, 290°/.490" race cam. Use .160" lash pads, comp valve springs and .150-.180 retainers when installing. |
| 99996-D1023 | ALL | 1 | L7-spec cam for L-Series, 270°/.475" high performance cam. Use .160" lash pads when installing. |

Model S10 200SX

| PART NO. | YEAR | QTY | DESCRIPTION |
|-------------|------|-----|---|
| 99996-D1034 | ALL | 4 | SI stainless steel 35mm exhaust valve for L-Series. |
| 99996-D1125 | ALL | 1 | 44mm dual Mikuni intake manifolds for L-Series 4-cylinder engines. Requires the use of the high compression cylinder head or the SSS head. |
| 14002-22010 | ALL | 1 | 50mm dual Mikuni intake manifolds for L-Series 4-cylinder engines. Requires the use of the early style FIA head. |
| 99996-D1135 | ALL | 1 | Special oil pan gasket improves sealing. For L-Series engines. |
| 99996-M1046 | ALL | 8 | Competition valve spring, 280lb/in, OD 1.34"; coil bind at .970"; assembled height is 1.720" with a seat pressure of 120lb. Must use competition retainers below. |
| 99996-M1050 | ALL | 8 | Competition steel spring retainer for use with lash pads .150-.180. |
| 99996-M1051 | ALL | 8 | Competition steel spring retainer for use with lash pads .250-.340. |
| 99996-M1052 | ALL | 8 | Competition steel spring retainer for use with lash pads .190-.240. |
| 99996-M1150 | ALL | 8 | Competition aluminum spring retainer for use with lash pads .250-.340. |
| 99996-M1151 | ALL | 8 | Competition aluminum spring retainer for use with lash pads .190-.240. |
| 99996-M1152 | ALL | 8 | Competition aluminum spring retainer for use with lash pads .150-.180. |
| 99996-M1155 | ALL | 8 | L-Series lash pad .150" |
| 99996-M1160 | ALL | 8 | L-Series lash pad .160" |
| 99996-M1170 | ALL | 8 | L-Series lash pad .170" |
| 99996-M1180 | ALL | 8 | L-Series lash pad .180" |
| 99996-M1190 | ALL | 8 | L-Series lash pad .190" |
| 99996-M1200 | ALL | 8 | L-Series lash pad .200" |
| 99996-M1210 | ALL | 8 | L-Series lash pad .210" |
| 99996-M1220 | ALL | 8 | L-Series lash pad .220" |
| 99996-M1230 | ALL | 8 | L-Series lash pad .230" |
| 99996-M1240 | ALL | 8 | L-Series lash pad .240" |
| 99996-M1250 | ALL | 8 | L-Series lash pad .250" |
| 99996-M1260 | ALL | 8 | L-Series lash pad .260" |
| 99996-M1270 | ALL | 8 | L-Series lash pad .270" |
| 99996-M1280 | ALL | 8 | L-Series lash pad .280" |
| 99996-M1290 | ALL | 8 | L-Series lash pad .290" |
| 99996-M1300 | ALL | 8 | L-Series lash pad .300" |
| 99996-M1310 | ALL | 8 | L-Series lash pad .310" |
| 99996-M1320 | ALL | 8 | L-Series lash pad .320" |
| 99996-M1330 | ALL | 8 | L-Series lash pad .330" |
| 99996-M1030 | ALL | 4 | SI stainless steel 43mm intake valve for L-Series. |
| 99996-N1100 | ALL | 4 | SI stainless steel 44mm intake valve for L-Series. Should be used with 44mm seat below. |
| 99996-N1121 | ALL | 4 | 44mm valve seat for intake of L-Series. |

TRANSMISSION

| | | | |
|-------------|-------|---|--|
| 99996-D3040 | ALL | 1 | 200mm race clutch disc with solid hub and bronze buttons. |
| 12310-D1013 | ALL | 1 | Aluminum flywheel, 6061-T6 with 1050 alloy steel, replaceable friction area. SFI certified. 200mm; 10 lbs. |
| 43015-H7920 | -6/81 | 1 | Axle baffle designed to keep oil in the differential, required for sustained lateral G loads. R/H. For H165. |

| PART NO. | YEAR | QTY | DESCRIPTION |
|-------------|-------|-----|--|
| 43016-H7920 | -6/81 | 1 | Axle baffle designed to keep oil in the differential, required for sustained lateral G loads. L/H. For H165. |

BRAKES

| | | | |
|-------------|-----|---|------------------------------|
| 44060-A7610 | ALL | 2 | Fore brake shoe, Ferodo AM4. |
| 44070-A7610 | ALL | 2 | Aft brake shoe, Ferodo AM4. |
| 44100-Q1100 | ALL | 2 | 15/16" wheel cylinder. |

SUSPENSION

| | | | |
|-------------|-----|---|--|
| 99996-TCKIT | ALL | 1 | Tension compression kit increases control by eliminating wander under braking. Includes Delrin bushings, aluminum cups, rubber boots, washers, gauge and instructions. |
|-------------|-----|---|--|

BODY

| | | | |
|-------------|-----|---|--|
| 99996-70476 | ALL | 2 | 7" round European H4 headlight assembly, includes 55/60W bulb. |
|-------------|-----|---|--|

S110

ENGINE

| | | | |
|-------------|-----|---|--|
| 12109-N0100 | ALL | 8 | 9mm connecting rod bolt, NAPS-Z series. |
| 12112-V5201 | ALL | 8 | 9mm connecting rod nut, NAPS-Z series. |
| 12111-22010 | ALL | 8 | High performance rod bearing for NAPS-Z engines, 0.0585" thickness. |
| 12111-22011 | ALL | 8 | High performance rod bearing for NAPS-Z engines, 0.0588" thickness. |
| 12111-22012 | ALL | 8 | High performance rod bearing for NAPS-Z engines, 0.0592" thickness. |
| 12111-22013 | ALL | 8 | High performance rod bearing for NAPS-Z engines, 0.0580" thickness. |
| 12215-22013 | ALL | 2 | High performance main bearing lower (#1, #5) for NAPS-Z engines, 0.0710" thickness. |
| 12216-22010 | ALL | 4 | High performance main bearing upper or lower (#1, #5) for NAPS-Z engines, 0.0714" thickness. |
| 12216-22011 | ALL | 4 | High performance main bearing upper or lower (#1, #5) for NAPS-Z engines, 0.0718" thickness. |
| 12216-22012 | ALL | 4 | High performance main bearing upper or lower (#1, #5) for NAPS-Z engines, 0.0722" thickness. |
| 12216-22013 | ALL | 2 | High performance main bearing upper (#1, #5) for NAPS-Z engines, 0.0710" thickness. |
| 12231-22010 | ALL | 4 | High performance main bearing upper or lower (#2, #4) for NAPS-Z engines, 0.0714" thickness. |
| 12231-22011 | ALL | 4 | High performance main bearing upper or lower (#2, #4) for NAPS-Z engines, 0.0718" thickness. |
| 12231-22012 | ALL | 4 | High performance main bearing upper or lower (#2, #4) for NAPS-Z engines, 0.0722" thickness. |
| 12231-22014 | ALL | 4 | High performance main bearing upper or lower (#2, #4) for NAPS-Z engines, 0.0707" thickness. |
| 12247-22010 | ALL | 2 | High performance main bearing upper or lower (center) for NAPS-Z engines, 0.0714" thickness. |
| 12247-22011 | ALL | 2 | High performance main bearing upper or lower (center) for NAPS-Z engines, 0.0718" thickness. |

Model S110 200SX

| PART NO. | YEAR | QTY | DESCRIPTION |
|---------------|------|-----|---|
| 12247-22012 | ALL | 2 | High performance main bearing upper or lower (center) for NAPS-Z engines, 0.0722" thickness. |
| 12247-22013 | ALL | 2 | High performance main bearing upper or lower (center) for NAPS-Z engines, 0.0710" thickness. |
| 13024-E4621 | ALL | 1 | Adjustable cam sprocket, 8 positions from -12° to +9° in 3° increments. For NAPS-Z excluding Z24i. |
| 13070-N7120 | ALL | 1 | Special chain tension stays in the sleeve when changing camshafts. NAPS-Z. |
| 15043-73400FL | ALL | 1 | Bronze gear for NAPS-Z which drives the oil pump and distributor. A must for sustained high RPM use. Must replace with new spindle as a set. |
| 32202-09500 | ALL | 1 | Roller pilot bearing for NAPS-Z, replaces OE bronze unit. |
| 99996-D1017 | ALL | 1 | High performance camshaft for NAPS-Z .406"/272°. |
| 99996-E1060 | ALL | 1 | Competition crankshaft damper for the L-Series 4 and 6-cylinder engines. Features heat treated black anodized steel with heat and oil resistant elastomer. Designed to be used with the Z OE water pump (21010-P7589), water pump pulley (21051-E3202) alternator bracket (11710-E3000) and pulley. It will not allow the use of the air pump, A/C nor power steering. Requires special bolt/washer set (99996-E1065.) Fully SFI certified. |
| 99996-E1065 | ALL | 1 | Bolt and washer to be used with above. Heat treated and roll- threaded to maintain the 105 ft-lbs of torque during assembly. |

TRANSMISSION

| | | | |
|-------------|-------|---|--|
| 12310-D1013 | ALL | 1 | Aluminum flywheel, 6061-T6 with 1050 alloy steel, replaceable friction area. SFI certified. 200mm; 10 lbs. 5 bolt; Z20E. |
| 12310-F1011 | ALL | 1 | Aluminum flywheel, 6061-T6 with 1050 alloy steel, replaceable friction area. SFI certified. 225mm; 10 lbs. 6 bolt; Z22E. |
| 99996-D3040 | ALL | 1 | 200mm race clutch disc with solid hub and bronze buttons, S110 with Z20E. |
| 99996-E3040 | ALL | 1 | 225mm race clutch disc with solid hub and bronze buttons, for S110 with Z22E. |
| 38432-21010 | -8/81 | 4 | H165 clutch type LSD replacement part, friction plate; 1.65mm. |
| 38433-21011 | -8/81 | 4 | H165 clutch type LSD replacement part, friction disc; 1.90mm. |
| 38434-E4610 | -8/81 | 4 | H165 clutch type LSD replacement part, screw. |
| 43015-H7920 | -6/81 | 1 | Axle baffle designed to keep oil in the differential, required for sustained lateral G loads. R/H. For H165. |
| 43016-H7920 | -6/81 | 1 | Axle baffle designed to keep oil in the differential, required for sustained lateral G loads. L/H. For H165. |

BRAKES

| | | | |
|--------------|-----------|---|--|
| 41060-HB169 | ALL | 1 | Front Hawk 9012 Blue racing brake pad set. |
| 41060-HB169N | ALL | 1 | Front Hawk HP+ Autocross brake pad set. |
| 99996-D341M | 7/81-9/83 | 1 | Rear Axxis Metal Master brake pad set. |
| 99996-E7016M | ALL | 1 | Front Axxis Metal Master brake pad set. |

SUSPENSION

| | | | |
|-------------|-----|---|--|
| 99996-TCKIT | ALL | 1 | Tension compression kit increases control by eliminating wander under braking. Includes Delrin bushings, aluminum cups, rubber boots, washers, gauge and instructions. |
|-------------|-----|---|--|


| PART NO. | YEAR | QTY | DESCRIPTION |
|---------------------|------------|-----|---|
| S12 ENGINE | | | |
| 12112-H1000* | ALL | 8 | CA connecting rod nut. |
| 13001-07P80 | ALL | 1 | European spec camshaft for VG30ET; .392/264°. R/H. |
| 13001-21E83 | ALL | 1 | Euro camshaft (.413"/256°) for CA18ET or CA20E. |
| 13061-07P80 | ALL | 1 | European spec camshaft for VG30ET; .392/264°. L/H. |
| 99996-V262J | ALL | 1 | High performance camshaft set for VG30I, VG30E, VG33B; .430"/262°. |
| 14003-V6501 | ALL | 1 | Intake manifold for use with 2 barrel carburetor for VG30E and VG33E. Requires IC V6 distributor. |
| 99996-V1010 | ALL | 1 | Competition oil pump gear set. For continuous use over 7500 RPM; VG30E. |
| TRANSMISSION | | | |
| 38436-E4610 | ALL | 2 | R180 LSD replacement part; spring disc 1.7mm, CA20E only. |
| 38100-U3400 | -6/86 | 1 | R180 late style ring and pinion set. 4.111 OD 180mm ID 115mm, CA20E only. |
| 38420-U3010 | 11/84-6/86 | 1 | R180 limited slip differential, 4 pinion type, 45 ft-lb break away torque. Designed for 115mm ID differentials. Side gear axle splines are 26mm x 25t., CA20E only. |
| 38432-E4610 | ALL | 2 | R180 LSD replacement part; friction plate 1.7mm, CA20E only. |
| 38433-RS610 | ALL | 4 | R180 LSD replacement part; friction disc 1.9mm, CA20E only. |
| 38434-E4610 | ALL | 4 | R180 LSD replacement part; screw, 4-cylinder non-turbo only. CA20E only. |
| 38435-E4610 | ALL | 2 | R180 LSD replacement part; spring plate 1.7mm, CA20E only. |
| 38100-P6400 | -4/86 | 1 | R200 ring and pinion, 3.700; 200mm OD, 128mm ID, 10mm bolt. Turbo & V6 only. |
| 38100-P6600 | -4/86 | 1 | R200 ring and pinion, 4.111; 200mm OD, 128mm ID, 10mm bolt. Turbo & V6 only. |
| 38432-N3210 | 8/85- | 4 | R200 clutch type LSD replacement part, friction plate, 1.75mm, turbo or V6. |
| 38433-N3210 | 8/85- | 4 | R200 clutch type LSD replacement part, friction disc, 1.75mm, turbo or V6. |
| 38433-N3211 | 8/85- | 4 | R200 clutch type LSD replacement part, friction disc, 1.85mm, turbo or V6. |
| 38434-N3210 | 8/85- | 4 | R200 clutch type LSD replacement part, screw, turbo or V6. |
| 38435-N3210 | 8/85- | 2 | R200 clutch type LSD replacement part, spring plate, 1.75mm, turbo or V6. |
| 38436-N3210* | 8/85- | 2 | R200 clutch type LSD replacement part, spring disc, 1.75mm, turbo or V6. |
| BRAKES | | | |
| 44060-A7610 | -11/84 | 2 | Fore brake shoe, Ferodo AM4. |
| 44070-A7610 | -11/84 | 2 | Aft brake shoe, Ferodo AM4. |
| 99996-D341M | ALL | 1 | Rear Axxis Metal Master brake pad set. |
| 99996-R7010M | ALL | 1 | Front Axxis Metal Master brake pad set, V6. |
| 99996-U7001M | ALL | 1 | Front Axxis Metal Master brake pad set, 4-cylinder. |
| SUSPENSION | | | |
| 54010-22F02 | ALL | 1 | European spec Right front spring. (166lb/in). |
| 55020-22F02 | ALL | 2 | European spec rear spring, for IRS only. (178lb/in). |
| 99996-R4353 | ALL | 1 | 1.0" adjustable rear sway bar kit. |

200SX / 240SX



Model S13 240SX

PART NO. YEAR QTY DESCRIPTION

**S13
ENGINE**

| PART NO. | YEAR | QTY | DESCRIPTION |
|---|-------|-----|---|
| NEW 11041-KA24D | ALL | 1 | CNC ported cylinder head, plain, KA24DE. As used in CORR and SCCA GT3. |
|  | | | |
| 11042-50F26 | ALL | 1 | Upper gasket kit for JDM S13 SR20DET. Includes head gasket, valve cover gasket, spark plug opening gaskets, intake manifold gasket, exhaust manifold gasket, 16 valve stem seals, tension gasket, pick up o-ring. |
| 11044-50F01 | ALL | 1 | Head gasket for JDM S13 SR20DET. |
| 11044-RR540 | ALL | 1 | NISMO metal head gasket for SR20DET. Rear wheel drive only (200/240SX) 87mm bore, compressed thickness of 0.5mm. |
| 11044-RR542 | ALL | 1 | Metal head gasket 1.6mm compressed thickness for SR20DET. |
| 11110-52F10 | ALL | 1 | Oil pan for S13 SR20DET. |
| 11121-KA241 | -7/90 | 1 | Oil pan gasket, improved style; KA24E. |
| A2010-75F60 | ALL | 4 | Low compression pistons for SR20DET, from GTI-R 8.3:1 Uses stock ring set 12033-53J10. |
| 12010-40F72 | -7/90 | 4 | Flat top piston for KA24E, 89.5mm bore, increases compression ration from 8.6:1 to 9.1:1. |
| 12010-40F73 | -7/90 | 4 | Flat top piston for KA24E, 90mm bore, increases compression ration from 8.6:1 to 9.1:1. |
| 12010-KA243S | -7/90 | 1 | Forged racing piston set, KA24E; 90mm bore, for use with racing connecting rod 12100-40FGT. |
| 12032-58S00* | -7/90 | 8 | Circlip for above pistons (KA24E). |
| 12036-53F03 | -7/90 | 1 | Ring set for KA24E (89.5mm). |
| 12038-KA243 | -7/90 | 1 | Ring set for above piston set; KA24E, 90mm. |
| 12100-40FGT | ALL | 4 | KA24E racing H-beam connecting rod, GT3 171.4mm center-to-center length. |
| 12100-65FGT | ALL | 4 | Carrillo racing connecting rod for KA24E and DE engines. 171.4mm length, small wrist pin (0.718"). Used for GT3 racing. |
| 12100-KA24EP | ALL | 4 | KA24E racing H-beam connecting rod, EP 165.0mm center-to-center length. Good for use with aftermarket turbo and pistons. |
| NEW 12111-CA003 | ALL | 1 | Race Coated Rod Bearing set SET CA18DET/CA18ET/CA20ET STD 3 |
| 12111-KA2410 | ALL | 8 | Rod bearings designed to work with the racing connecting rods above; tri-metal design. 0.0585" thickness. |
| NEW 12207-CA003 | ALL | 1 | Race Coated Main Bearing set SET CA18DET-CA18ET/CA20ET STD 3 |
| 13020-40F00B | -7/90 | 1 | Camshaft billet, unground lobes, for KA24E. |
| 13020-40F00R4 | -7/90 | 1 | Camshaft for KA24E, 270°/.402" intake and exhaust, race cam. |
| 13020-40F00R5 | -7/90 | 1 | Camshaft for KA24E, 288°/.550" intake 292°/.563" exhaust, hot race cam. Requires significant parts modification. |
| 13020-40F00R6 | -7/90 | 1 | Camshaft for KA24E, 248°/.422" intake 256°/.422" exhaust, mild performance cam. |

200SX / 240SX

| PART NO. | YEAR | QTY | DESCRIPTION |
|--|-------|-----|--|
| 99996-KA24D2 | ALL | 1 | Camshaft set for KA24DE, 275° duration, hot race cam. |
| 13024-KA24R | -7/90 | 1 | Modified cam sprocket for use with KA24E, includes selection of offset bushings to adjust cam timing. Use with OE cam chain only. |
| 13024-SR20CS | ALL | 1 | Adjustable cam sprocket set, SR20DE and SR20DET. 8 position from -10° to +7.5°. Allows timing of intake and exhaust cams independently. |
| NEW 13201-KA24V | ALL | 16 | Race intake valve, 37mm diameter, 6mm stem, for use with race spring and retainer, Max valve lift is 0.435 inch, KA24DE |
| NEW 13202-KA24N | ALL | 16 | Race exhaust valve, 31mm diameter, 6mm stem, for use with race spring and retainer KA24DE |
| 13202-KA24R | -7/90 | 4 | 40mm stainless steel exhaust valve for KA24E. |
| NEW 13205-KA241 | ALL | 16 | Race springs seat for use with race valve, KA24DE |
| NEW 13209-KA241 | ALL | 16 | Titanium retainer for use with race valve and spring, KA24DE |
| NEW 13210-KA241 | ALL | 16 | Pair of valve locks or collets for use with race valve and retainer, KA24DE |
| 13220-RR450 | ALL | 1 | NISMO rocker arm stoppers, SR20DE and DET. Set of 8. |
| NEW 14002-KA241 | -7/90 | 1 | 44mm side-draught intake manifold for KA24E. Includes 13048-Y4005 water outlet and 13050-07N00 gasket. Requires 16174-25501 x 4 and 16176-20101 x 4 (OE parts). |
| 14004-S1391 | 8/90- | 1 | High performance header for S13 with KA24DE, 4 into 2 into 1; ceramic coated. |
| 14411-91F00 | ALL | 1 | Turbo charger from JDM S15 Silvia SR20DET. |
| 15040-40F00* | -7/90 | 1 | Spindle which drives the distributor and oil pump for KA24E. |
| 15043-40F00FL | -7/90 | 1 | Bronze gear for KA24E which drives the oil pump and distributor. A must for sustained high RPM use. Must replace with spindle as a set. |
| 16175-25501 | -7/90 | 1 | Insulator gasket required for above. |
| 99996-14342 | ALL | 1 | Borla cat back exhaust system for S13; 2" diameter with 3" dual tips. |
|  | | | |
| 99996-14851 | ALL | 1 | Borla competition cat back for S13, no pre muffler; 2" diameter. |
| NEW 99996-1532ML | ALL | 16 | Race valve spring for KA24DE |
| 99996-KA24PS | -7/90 | 1 | Aluminum water pump and crank pullys designed to reduce the water pump speed which prevents cavitations at high RPM. Requires modification to OE crank hub/damper. |
|  | | | |
| 99996-S13AC | ALL | 1 | K&N cone air filter kit for S13 with KA24E and KA24DE. |

200SX / 240SX

Model S13 240SX

| PART NO. | YEAR | QTY | DESCRIPTION |
|---------------------|-------|-----|--|
| TRANSMISSION | | | |
| 12310-240SX | ALL | 1 | Aluminum flywheel, 6061-T6 with 1050 alloy steel, replaceable friction area. SFI certified. 225mm; 11 lbs. |
| 12311-240SX | ALL | 1 | Replacement friction plate kit for aluminum flywheel, all KA24. |
| 12310-SRDET | ALL | 1 | Aluminum flywheel for all SR20DET equipped vehicles. |
| 3000S-240SR | ALL | 1 | Clutch kit, includes stock clutch cover, clutch disc, OE release bearing and sleeve, pilot bushing; SR20DET. |
| 99996-225DF | ALL | 1 | Centerforce dual friction 225mm clutch cover and disc set for all S13 & S14. |
| 99996-E3040 | ALL | 1 | 225mm race clutch disc with solid hub and bronze buttons, for S13 & S14. |
| 99996-E3045 | ALL | 1 | 240mm 6-puck race disc, solid hub; SR20DET only. |
| 30537-RS540 | ALL | 1 | NISMO clutch pivot ball stud. |
| 30620-RS520 | ALL | 1 | NISMO clutch slave cylinder. |
| 46211-RSS40 | ALL | 1 | NISMO braided steel clutch hose. |
| 34110-S13SS | ALL | 1 | C's short shift kit for S13, S14, shortens throw by 35%. |
| 38100-04M60 | ALL | 1 | R200 ring and pinion, 4.364; 200mm OD, 128mm ID, 12mm bolt. |
| 38100-05M60* | ALL | 1 | R200 ring and pinion, 4.636; 200mm OD, 128mm ID, 12mm bolt. |
| 38432-N3210 | 8/85- | 4 | R200 clutch type LSD replacement part, friction plate, 1.75mm. |
| 38433-N3210 | 8/85- | 4 | R200 clutch type LSD replacement part, friction disc, 1.75mm. |
| 38433-N3211 | 8/85- | 4 | R200 clutch type LSD replacement part, friction disc, 1.85mm. |
| 38434-N3210 | 8/85- | 4 | R200 clutch type LSD replacement part, screw. |
| 38435-N3210 | 8/85- | 2 | R200 clutch type LSD replacement part, spring plate, 1.75mm. |
| 38436-N3210* | 8/85- | 2 | R200 clutch type LSD replacement part, spring disc, 1.75mm. |
| BRAKES | | | |
| 40206-R503L | ALL | 1 | Cross-drilled, OE size rotor, left front. 4 bolt ABS only. |
| 40206-R503R | ALL | 1 | Cross-drilled, OE size rotor, right front. 4 bolt ABS only. |
| 41060-HB231 | ALL | 1 | Front Hawk 9012 Blue racing brake pad set, non-ABS. |
| 41060-HB231N | ALL | 1 | Front Hawk HP+ Autocross brake pad set, non-ABS. |
| 41060-HB235 | ALL | 1 | Front Hawk 9012 Blue racing brake pad set, ABS. |
| 41060-HB235N | ALL | 1 | Front Hawk HP+ Autocross brake pad set, ABS. |
| 43206-R504L | ALL | 1 | Cross-drilled, OE size rotor, left rear. 4 bolt ABS only. |
| 43206-R504R | ALL | 1 | Cross-drilled, OE size rotor, right rear. 4 bolt ABS only. |
| 44060-HB262 | ALL | 1 | Rear Hawk 9012 Blue racing brake pad set. |
| 46200-22060 | ALL | 1 | Stainless steel braided 4-wheel brake line kit, DOT compliant. |
| 46200-22061 | ALL | 1 | Stainless steel braided 4-wheel brake line kit, DOT compliant. |
| 99996-D1148M | ALL | 1 | Front Axxis Metal Master brake pad set, non-ABS. |
| 99996-D1167M | ALL | 1 | Front Axxis Metal Master brake pad set, ABS. |
| 99996-D341M | ALL | 1 | Rear Axxis Metal Master brake pad set. |
| SUSPENSION | | | |
| 54320-RS520* | | 2 | NISMO heavy duty strut insulator. |
| 54420-S13SB | ALL | 1 | Front strut brace, S13. |



| PART NO. | YEAR | QTY | DESCRIPTION |
|-------------|------|-----|---|
| 55420-S13SB | ALL | 1 | Rear strut brace, S13. |
| 54444-RS520 | ALL | 1 | Hard rubber steering rack bushing, R/H. |
| 54445-RS520 | ALL | 1 | Hard rubber steering rack bushing, L/H. |
| 99996-7105G | ALL | 1 | Polyurethane tension/compression rod bushing set. |
| 99996-EG800 | ALL | 12 | Polyurethane sway bar end link bushing. |

BODY


| | | | |
|-------------|-----|---|--|
| B6550-60F00 | ALL | 1 | JDM Silvia 180SX RH tail lamp. Replacement for 99996-S13TL. |
| B6555-60F00 | ALL | 1 | JDM Silvia 180SX LH tail lamp. Replacement for 99996-S13TL. |
| K0810-60F00 | ALL | 1 | JDM Silvia "RPS13" optional center section for 99996-S13TL. |
| G3810-40F00 | ALL | 1 | JDM optional window visor kit. |
| H4896-51F00 | ALL | 1 | Pair of JDM decals originally on the 180SX; "SR20DET twin cam turbo" Bronze on gray background. Fitment instructions included. |
| 26540-47F00 | ALL | 1 | "180SX" tail lamp center panel, fits US S13 HB lamps. |
| 65892-80F00 | ALL | 1 | JDM hood emblem, black badge with chrome 'S'. |
| 65892-80F05 | ALL | 1 | JDM hood badge, chrome 'S', red background. |



| | | | |
|-------------|-----|---|--|
| 65892-85F00 | ALL | 1 | JDM hood emblem, red 'S' in lightning bolt shape from S15 Silvia. |
| 78896-35F60 | ALL | 1 | Rear badge, from A's Silvia. "A Almighty" chrome with adhesive back. |
| 78896-71F60 | ALL | 1 | JDM rear emblem, yellow. |
| 99099-35F01 | ALL | 1 | Silvia emblem, platinum. |



| | | | |
|-------------|-----|---|---|
| 99099-52F07 | ALL | 1 | Silvia emblem, silver. |
| 99099-52F08 | ALL | 1 | Silvia, emblem, gold. |
| 99996-S13TL | ALL | 1 | JDM Silvia 180SX tail light kit, includes lamps, center panel, and lower panel. Requires paint. |




200SX / 240SX

Model S14 240SX

PART NO. YEAR QTY DESCRIPTION

**S14
ENGINE**

| PART NO. | YEAR | QTY | DESCRIPTION |
|---|------|-----|---|
| NEW 11041-KA24D | 94+ | 1 | CNC ported cylinder head, plain, KA24DE. As used in CORR and SCCA GT3. |
|  | | | |
| 11042-69F26 | ALL | 1 | Upper gasket kit for JDM S14 SR20DET. Includes head gasket, valve cover gasket, spark plug opening gaskets, intake manifold gasket, exhaust manifold gasket, 16 valve stem seals, tension gasket, pick up o-ring. |
| 11044-RR542 | ALL | 1 | Metal head gasket 1.6mm compressed thickness for SR20DET. |
| 12100-65FGT | ALL | 4 | Carrillo racing connecting rod for KA24E and DE engines. 171.4mm length, small wristpin (0.718"). Used for GT3 racing. |
| 11044-65F03 | ALL | 1 | Head gasket for JDM S14 SR20DET. |
| 11044-RR540 | ALL | 1 | NISMO metal head gasket for SR20DET. Rear wheel drive only (Silvia). 87mm bore, compressed thickness of 0.5mm. |
| NEW 12063-SR000 | ALL | 1 | Thust washer set SR20DET |
| NEW 12111-KA003 | ALL | 1 | Race Coated Rod Bearing set KA24E+DE 1989-2000 |
| NEW 12207-KA003 | ALL | 1 | ACL Race Coated Main SET KA24E+DE 1989-2000 |
| NEW 12207-SRDT0 | ALL | 1 | Race Coated Main Bearing set SET SR20DET STD 0 |
| NEW 12207-SRDT3 | ALL | 1 | Race Coated Main Bearing set SET SR20DET STD 3 |
| NEW 12207-SRDT5 | ALL | 1 | Race Coated Main Bearing set SET SR20DET STD 5 |
| 13024-SR20CS | ALL | 1 | Adjustable cam sprocket set, SR20DE and SR20DET. 8 position from -10° to +7.5°. Allows timing of intake and exhaust cams independently. |
| 13220-RR450 | ALL | 1 | NISMO rocker arm stoppers, SR20DE and DET. Set of 8. |
| NEW 13201-KA24V | ALL | 16 | Race intake valve, 37mm diameter, 6mm stem, for use with race spring and retainer, Max valve lift is 0.435 inch, KA24DE |
| NEW 13202-KA24N | ALL | 16 | Race exhaust valve, 31mm diameter, 6mm stem, for use with race spring and retainer KA24DE |
| NEW 13205-KA241 | ALL | 16 | Race springs seat for use with race valve, KA24DE |
| NEW 13209-KA241 | ALL | 16 | Titanium retainer for use with race valve and spring, KA24DE |
| 14004-S1495 | ALL | 1 | High performance header for S14 with KA24DE, 4 into 2 into 1; ceramic coated. |
| 14411-91F00 | ALL | 1 | Turbo charger from JDM S15 Silvia SR20DET. |
| NEW 99996-1532ML | ALL | 16 | Race valve spring for KA24DE |
| NEW 99996-KAML1 | 94+ | 1 | Dual-draft carburetor manifold, KA24DE |



NEW
NEW
NEW
NEW
NEW
NEW
NEW
200SX /
240SX

| PART NO. | YEAR | QTY | DESCRIPTION |
|--------------|------|-----|---|
| 99996-KA24D1 | ALL | 1 | Camshaft set for KA24DE, 248° duration, mild performance cam. |
| 99996-S14AC | ALL | 1 | K&N cone air filter kit for S14 KA24DE. |

TRANSMISSION

| | | | |
|--------------|-------|---|--|
| 12310-240SX | ALL | 1 | Aluminum flywheel, 6061-T6 with 1050 alloy steel, replaceable friction area. SFI certified. 225mm; 11 lbs. |
| 12311-240SX | ALL | 1 | Replacement friction plate kit for aluminum flywheel, all KA24. |
| 12310-SRDET | ALL | 1 | Aluminum flywheel for all SR20DET equipped vehicles. |
| 99996-E3040 | ALL | 1 | 225mm race clutch disc with solid hub and bronze buttons, for S13 & S14. |
| 99996-E3045 | ALL | 1 | 240mm 6-puck race disc, solid hub; SR20DET only. |
| 99996-225DF | ALL | 1 | Centerforce dual friction 225mm clutch cover and disc set for all S13 & S14. |
| 3000S-240SR | ALL | 1 | Clutch kit, includes stock clutch cover, clutch disc, OE release bearing and sleeve, pilot bushing; SR20DET. |
| 34110-S13SS | ALL | 1 | C's short shift kit for S13, S14, shortens throw by 35%. |
| 38100-04M60 | ALL | 1 | R200 ring and pinion, 4.364; 200mm OD, 128mm ID, 12mm bolt. |
| 38100-05M60 | ALL | 1 | R200 ring and pinion, 4.636; 200mm OD, 128mm ID, 12mm bolt. |
| 38432-N3210 | 8/85- | 4 | R200 clutch type LSD replacement part, friction plate, 1.75mm. |
| 38433-N3210 | 8/85- | 4 | R200 clutch type LSD replacement part, friction disc, 1.75mm. |
| 38433-N3211 | 8/85- | 4 | R200 clutch type LSD replacement part, friction disc, 1.85mm. |
| 38434-N3210 | 8/85- | 4 | R200 clutch type LSD replacement part, screw. |
| 38435-N3210 | 8/85- | 2 | R200 clutch type LSD replacement part, spring plate, 1.75mm. |
| 38436-N3210* | 8/85- | 2 | R200 clutch type LSD replacement part, spring disc, 1.75mm. |

BRAKES

| | | | |
|--------------|-----|---|--|
| 40206-R503L | ALL | 1 | Cross-drilled, OE size rotor, left front. 4 bolt ABS only. |
| 40206-R503R | ALL | 1 | Cross-drilled, OE size rotor, right front. 4 bolt ABS only. |
| 41060-HB231 | ALL | 1 | Front Hawk 9012 Blue racing brake pad set, non-ABS. |
| 41060-HB231N | ALL | 1 | Front Hawk HP+ Autocross brake pad set, non-ABS. |
| 41060-HB235 | ALL | 1 | Front Hawk 9012 Blue racing brake pad set, ABS. |
| 41060-HB235N | ALL | 1 | Front Hawk HP+ Autocross brake pad set, ABS. |
| 43206-R504L | ALL | 1 | Cross-drilled, OE size rotor, left rear. 4 bolt ABS only. |
| 43206-R504R | ALL | 1 | Cross-drilled, OE size rotor, right rear. 4 bolt ABS only. |
| 44060-HB262 | ALL | 1 | Rear Hawk 9012 Blue racing brake pad set. |
| 46200-22062 | ALL | 1 | Stainless steel braided 4-wheel brake line kit, DOT compliant. |
| 99996-D1148M | ALL | 1 | Front Axxis Metal Master brake pad set, non-ABS. |
| 99996-D1167M | ALL | 1 | Front Axxis Metal Master brake pad set, ABS. |
| 99996-D341M | ALL | 1 | Rear Axxis Metal Master brake pad set. |

SUSPENSION

| | | | |
|--------------|-----|---|---|
| 54320-RS520* | | 2 | NISMO heavy duty strut insulator. |
| 54444-RS520 | ALL | 1 | Hard rubber steering rack bushing, R/H. |
| 54445-RS540 | ALL | 1 | Hard rubber steering rack bushing, L/H. |
| 99996-1226S | ALL | 2 | Koni rear shock, twin tube low pressure gas. |
| 99996-1364S | ALL | 2 | Koni front shock, twin tube low pressure gas. |

200SX / 240SX

Model S14 240SX

| PART NO. | YEAR | QTY | DESCRIPTION |
|-------------|------|-----|--|
| 99996-63331 | ALL | 1 | Eibach Pro kit, high performance springs. (1.2"f 1.0"r). |
| 99996-7105G | ALL | 1 | Polyurethane tension/compression rod bushing set. |
| 99996-EG800 | ALL | 12 | Polyurethane sway bar end link bushing. |

BODY

| | | | | |
|------------|-------------|-----|---|--|
| NEW | 62022-80F25 | ALL | 1 | JDM Kouki front bumper, fits only with 97-98 headlamps and hood. |
|------------|-------------|-----|---|--|



| | | | |
|-------------|-----|---|---|
| 62310-80F00 | 97+ | 1 | JDM center grille surround, black. |
| 65892-65F60 | ALL | 1 | JDM Green Silvia hood emblem. |
| 65892-80F00 | ALL | 1 | JDM hood emblem, black badge with chrome "S". |
| 65892-80F05 | ALL | 1 | JDM hood badge, chrome S, red background. |



| | | | |
|-------------|-----|---|--|
| 65892-85F00 | ALL | 1 | JDM hood emblem, red 'S' in lightning bolt shape from S15 Silvia. |
| 78896-35F60 | ALL | 1 | Rear badge, from A's Silvia. "A Almighty" chrome with adhesive back. |
| 78896-71F60 | ALL | 1 | JDM rear emblem, yellow. |
| 85022-80F25 | ALL | 1 | Kouki rear bumper. |
| 96074-80F10 | ALL | 1 | JDM S14 optional (K's) carbon fiber rear wing, adjustable center panel, requires side panel kit. |
| 96076-80F26 | ALL | 1 | JDM carbon rear wing side panels, requires paint. |
| 99099-35F01 | ALL | 1 | Silvia emblem, platinum. |



| | | | |
|-------------|-----|---|--|
| 99099-52F07 | ALL | 1 | Silvia emblem, silver. |
| 99099-52F08 | ALL | 1 | Silvia, emblem, gold. |
| G3810-65F00 | ALL | 1 | JDM optional window visor kit. |
| G6850-80F50 | ALL | 1 | Kouki Side skirt kit. |
| H4896-51F00 | ALL | 1 | Pair of JDM decals originally on the 180SX; SR20DET twin cam turbo Bronze on gray background. Fitment instructions included. |

PART NO. YEAR QTY DESCRIPTION

NEW

ALL NEW S15 PARTS

S15

ENGINE

| | | | |
|-------------|-----|---|--|
| 14411-91F00 | ALL | 1 | S15 Turbo charger, T28 ball bearing, fits all SR20DET. |
| 14445-79E00 | ALL | 1 | S15 Turbo outlet gasket, 5 bolt. |
| 16600-91F00 | ALL | 4 | S15 Injector, 444 CC, fits all SR20DET. |
| 22448-91F00 | ALL | 4 | S15 Ignition coil. |
| 14036-75F00 | ALL | 1 | S15 Metal exhaust header gasket, fits all SR20DET |

TRANSMISSION

| | | | |
|-------------|-----|---|----------------------------------|
| 3000S-240SR | ALL | 1 | Clutch kit (S13,S14,S15 SR20DET) |
|-------------|-----|---|----------------------------------|

BODY

| | | | |
|-------------|-----|---|---|
| F2022-85FMA | ALL | 1 | S15 Spec R front Bumper. |
| 62290-85F00 | ALL | 1 | S15 Front bumper upper retainer. |
| 62500-85F00 | ALL | 1 | S15 Radiator support assembly. |
| 63112-85F30 | ALL | 1 | S15 Front fender, RH. |
| 63113-85F32 | ALL | 1 | S15 Front fender, LH. |
| F5100-85FMM | ALL | 1 | S15 Hood. |
| 65400-85F00 | ALL | 1 | S15 Hood Hinge RH. |
| 65401-85F00 | ALL | 1 | S15 Hood Hinge LH. |
| 26010-85F25 | ALL | 1 | S15 RH Headlight, std. |
| 26060-85F25 | ALL | 1 | S15 LH Headlight, std. |
| 26010-85F26 | ALL | 1 | S15 RH Headlight, HID. |
| 26060-85F26 | ALL | 1 | S15 LH Headlight, HID. |
| 38220-4P060 | ALL | 1 | S15 Spec R RH side flange. |
| 38220-4P061 | ALL | 1 | S15 Spec R LH side flange. |
| 65892-85F00 | ALL | 1 | S15 "S" front emblem. |
| 84895-85F00 | ALL | 1 | S15 "Silvia" rear emblem. |
| 65892-85F00 | ALL | 1 | Emblem-hood S15(char/red/lightning bolt). |
| 65892-85F01 | ALL | 1 | S15 Emblem-hood. |
| 65892-92F10 | ALL | 1 | Emblem-hood S15(slvr/red/lightning bolt). |
| 78896-85F00 | ALL | 2 | Emblem-side rear (Spec-S char/blue). |
| 78896-85F01 | ALL | 2 | Emblem-side rear (Spec S slvr/blue) S15. |
| 78896-91F00 | ALL | 2 | Emblem (S15 Spec-R charcoal/red). |
| 78896-91F01 | ALL | 2 | Emblem-side rear R. |
| 84895-85F00 | ALL | 1 | Emblem (S15). |
| 84895-85F01 | ALL | 1 | S/O Emblem (S15 Silvia chrome). |
| 26160-85F00 | ALL | 2 | Fender lamp Left and Right. |

200SX / 240SX



Skyline / GT-R

SKYLINE / GT-R



| PART NO. | YEAR | QTY | DESCRIPTION |
|----------|------|-----|-------------|
|----------|------|-----|-------------|

**R32
ENGINE**

| | | | |
|-------------|-----|---|--------------------------------|
| AY440-NS014 | ALL | 1 | OE Timing Belt, all RB engines |
| 15010-79S06 | ALL | 1 | Oil pump, RB20DET |
| 21010-70TY5 | ALL | 1 | Water pump, RB20DET |
| 23731-08U00 | ALL | 1 | Crank position sensor, all RB |
| 23731-08U00 | ALL | 1 | Crank position sensor, all RB |

**R33
ENGINE**

| | | | |
|-------------|-----|---|---|
| AY440-NS014 | ALL | 1 | OE Timing Belt, all RB engines |
| 10101-17U29 | ALL | 1 | Engine gasket set, For JDM RB25DET |
| 11110-08U00 | ALL | 1 | Oil pan, RB25DET |
| 12111-RB000 | ALL | 1 | Race Coated Rod Bearing set SET RB25DET/RB26DETT STD 0 |
| 12111-RB003 | ALL | 1 | Race Coated Rod Bearing set RB25DET/RB26DETT STD 3 |
| 12111-RB005 | ALL | 1 | Race Coated Rod Bearing set SET RB25DET/RB26DETT STD 5 |
| 12207-RB000 | ALL | 1 | Race Coated Main Bearing set SET RB25DET/RB26DETT STD 0 |
| 12207-RB003 | ALL | 1 | Race Coated Main Bearing set SET RB25DET/RB26DETT STD 3 |
| 12207-RB005 | ALL | 1 | Race Coated Main Bearing set SET RB25DET/RB26DETT STD 5 |
| 15010-21U01 | ALL | 1 | Oil pump, RB25DET |
| 21010-21U26 | ALL | 1 | Water pump, RB25DET |
| 23731-08U00 | ALL | 1 | Crank position sensor, all RB |

**R34
ENGINE**

| | | | |
|-------------|-----|---|------------------------------------|
| AY440-NS014 | ALL | 1 | OE Timing Belt, all RB engines |
| 10101-24U28 | ALL | 1 | Engine gasket set, RB26DETT |
| 11000-24U00 | ALL | 1 | GTR N1 bare engine block, RB26DETT |
| 13028-RSR45 | ALL | 1 | NISMO timing belt, Kevlar, all RB |
| 15010-24U01 | ALL | 1 | Oil pump, N1 GTR, RB26DETT |
| 21010-24U27 | ALL | 1 | Water pump, N1 GTR, RB26DETT |
| 23731-08U00 | ALL | 1 | Crank position sensor, all RB |

**R34
BODY**

| | | | |
|-------------|-----|---|---------------------------------|
| 62896-AA400 | ALL | 1 | Front grill emblem, "GTR" |
| 84896-AA400 | ALL | 1 | Rear trunk emblem, "GTR" |
| 63896-AA400 | ALL | 1 | RH side emblem, "GT" red/silver |
| 63897-AA400 | ALL | 1 | LH side emblem, "GT" red/silver |

SKYLINE / GT-R

MAXIMA



Maxima

Model J30/A32B/A33B/A34/U11 MAXIMA

MAXIMA

| PART NO. | YEAR | QTY | DESCRIPTION |
|----------|------|-----|-------------|
|----------|------|-----|-------------|

J30

| | | | |
|-----|--|--|--|
| J30 | | | FOR VG30E ENGINE PARTS, SEE MODEL Z31 STARTING ON PAGE 23. |
|-----|--|--|--|

| | | | |
|-------------|-----|---|--|
| 99996-J30AC | ALL | 1 | K&N cone air filter kit for J30 and A32B Maxima with VG30E and VQ30DE. |
|-------------|-----|---|--|



| | | | |
|--------------|-----|---|---|
| 41060-HB268N | ALL | 1 | Front Hawk HP+ Autocross brake pad set. |
|--------------|-----|---|---|

| | | | |
|-------------|-----|---|--|
| 41060-HB268 | ALL | 1 | Front Hawk HT-10 racing brake pad set. |
|-------------|-----|---|--|

A32B

| | | | |
|-------------|-----|---|--|
| 99996-J30AC | ALL | 1 | K&N cone air filter kit for J30 and A32B Maxima with VG30E and VQ30DE. |
|-------------|-----|---|--|

| | | | |
|--------------|-----|---|---|
| 41060-HB268N | ALL | 1 | Front Hawk HP+ Autocross brake pad set. |
|--------------|-----|---|---|

| | | | |
|-------------|-----|---|--|
| 41060-HB268 | ALL | 1 | Front Hawk HT-10 racing brake pad set. |
|-------------|-----|---|--|

A33B

| | | | |
|-------------|-----|---|---|
| 99996-A33AC | ALL | 1 | K&N cone air filter kit for A33B Maxima with VQ30/35DE. |
|-------------|-----|---|---|

| | | | |
|--------------|-----|---|---|
| 41060-HB268N | ALL | 1 | Front Hawk HP+ Autocross brake pad set. |
|--------------|-----|---|---|

| | | | |
|-------------|-----|---|--|
| 41060-HB268 | ALL | 1 | Front Hawk HT-10 racing brake pad set. |
|-------------|-----|---|--|

A34

| | | | |
|-------------|-----|---|--|
| 24080-MGNDK | ALL | 1 | Nissan Motorsports grounding kit, includes 5 grounding wires and instructions, smoked clear heat shrink. Custom fit to Maxima. |
|-------------|-----|---|--|

FOR VG30E ENGINE PARTS, SEE MODEL Z31 STARTING ON PAGE 23.



| | | | |
|-------------|-------|---|---|
| 34101-B15S5 | 2002+ | 1 | Short shift kit for all MT. Attaches to the transmission pivot for a 30% reduction in throws. 2nd piece attaches to shift lever to re-center. |
|-------------|-------|---|---|

U11

| | | | |
|-----|--|--|--|
| U11 | | | FOR VG30E ENGINE PARTS, SEE MODEL Z31 STARTING ON PAGE 23. |
|-----|--|--|--|



ALTIMA / STANZA

Altima Stanza

Model U13U/L30/L31 ALTIMA

| PART NO. | YEAR | QTY | DESCRIPTION |
|----------|------|-----|-------------|
|----------|------|-----|-------------|

U13U

TRANSMISSION

| | | | |
|-------------|-----|---|--|
| 38432-01S00 | ALL | 2 | RS5F50A clutch type LSD replacement part, friction plate, grooved, 1.75mm. |
| 38433-01S00 | ALL | 2 | RS5F50A clutch type LSD replacement part, friction disc, grooved, 1.7mm. |
| 38433-RS610 | ALL | 2 | RS5F50A clutch type LSD replacement part, friction disc, grooved, 1.9mm. |
| 38435-E4610 | ALL | 2 | RS5F50A clutch type LSD replacement part, spring plate, 1.7mm. |
| 38436-E4610 | ALL | 2 | RS5F50A clutch type LSD replacement part, spring disc, 1.7mm. |

BRAKES

| | | | |
|--------------|-----|---|---|
| 41060-HB268N | ALL | 1 | Front Hawk HP+ Autocross brake pad set. |
| 41060-HB268 | ALL | 1 | Front Hawk HT-10 racing brake pad set. |

L30

TRANSMISSION

| | | | |
|-------------|-----|---|--|
| 38432-01S00 | ALL | 2 | RS5F50A clutch type LSD replacement part, friction plate, grooved, 1.75mm. |
| 38433-01S00 | ALL | 2 | RS5F50A clutch type LSD replacement part, friction disc, grooved, 1.7mm. |
| 38433-RS610 | ALL | 2 | RS5F50A clutch type LSD replacement part, friction disc, grooved, 1.9mm. |
| 38435-E4610 | ALL | 2 | RS5F50A clutch type LSD replacement part, spring plate, 1.7mm. |
| 38436-E4610 | ALL | 2 | RS5F50A clutch type LSD replacement part, spring disc, 1.7mm. |

BRAKES

| | | | |
|--------------|-----|---|---|
| 41060-HB268N | ALL | 1 | Front Hawk HP+ Autocross brake pad set. |
| 41060-HB268 | ALL | 1 | Front Hawk HT-10 racing brake pad set. |

L31

ENGINE

| | | | |
|-------------|-----|---|--|
| 24080-LQGDK | ALL | 1 | Nissan Motorsports grounding kit, includes 5 grounding wires and instructions, smoked clear heat shrink. Custom fit to Altima with VQ35DE. |
|-------------|-----|---|--|



| | | | |
|-------------|-----|---|--|
| 24080-LVGDK | ALL | 1 | Nissan Motorsports grounding kit, includes 5 grounding wires and instructions, smoked clear heat shrink. Custom fit to Altima with QR25DE. |
| 99996-VQAAC | ALL | 1 | K&N cone air filter kit for L31 Altima with QR25DE or VQ35DE. |

| PART NO. | YEAR | QTY | DESCRIPTION |
|----------|------|-----|-------------|
|----------|------|-----|-------------|

TRANSMISSION

| | | | |
|-------------|-------|---|---|
| 12311-QR251 | ALL | 1 | Replacement friction kit for aluminum flywheel, 12310-QR251 |
| 34101-B15S5 | 2002+ | 1 | Short shift kit for all MT. Attaches to the transmission pivot for a 30% reduction in throws. 2nd piece attaches to shift lever to re-center. |



BRAKES

| | | | |
|--------------|-----|---|---|
| 41060-HB268 | ALL | 1 | Front Hawk HT-10 racing brake pad set. |
| 41060-HB268N | ALL | 1 | Front Hawk HP+ Autocross brake pad set. |

SUSPENSION

| | | | |
|-------------|-----|---|--|
| 99996-46063 | ALL | 1 | Eibach Sport kit, high performance springs. V6 only. |
| 99996-46163 | ALL | 1 | Eibach Sport kit, high performance springs. 4-cylinder only. |
| 99996-63601 | ALL | 1 | Eibach Pro kit, high performance springs. V6 only. |
| 99996-63611 | ALL | 1 | Eibach Pro kit, high performance springs. 4-cylinder only. |

ALTIMA / STANZA



Sentra Pulsar

SENTRA / PULSAR

Model B11/B12/13 SENTRA / 200SX / NX1600 / NX2000 / PULSAR / NX

| PART NO. | YEAR | QTY | DESCRIPTION |
|------------------------|---------|-----|---|
| B11 | | | |
| ENGINES | | | |
| 12109-H1001* | ALL | 8 | E-Series connecting rod bolt. |
| 12112-H1000* | ALL | 8 | E-Series connecting rod nut. |
| 13020-25M00 | ALL | 1 | E16 Euro camshaft (.342"/242° int .358"/242° exhaust). |
| 13204-M0820 | ALL | 8 | E-Series competition inner valve spring; works with OE out spring. Machine step in the head to fit with seat below. |
| 13205-H2300 | ALL | 8 | E-Series competition spring seat. Head machining required to fit. |
| TRANSMISSION | | | |
| 30210-RS100 | ALL | 1 | NISMO 180mm clutch cover, E-Series. |
| 99996-H3040 | ALL | 1 | 180mm race clutch disc with solid hub and bronze buttons, for E-series. |
| B12 | | | |
| ENGINES | | | |
| 12109-H1001* | ALL | 8 | E-Series connecting rod bolt. |
| 12112-H1000* | ALL | 8 | E-Series connecting rod nut. |
| 13020-25M00 | ALL | 1 | E16 Euro camshaft (.342"/242° int .358"/242° exhaust). |
| 13204-M0820 | ALL | 8 | E-Series competition inner valve spring; works with OE out spring. Machine step in the head to fit with seat below. |
| 13205-H2300 | ALL | 8 | E-Series competition spring seat. Head machining required to fit. |
| B13 | | | |
| ENGINES | | | |
| 11044-54C10 | ALL | 1 | Nissan head gasket for SR20DET; front wheel drive only. |
| 11044-RR360 | ALL | 1 | NISMO metal head gasket for SR20DET. Front wheel drive only (GTI-R). 87mm bore, compressed thickness of 0.5mm. |
| NEW 11044-8H600 | 91-2001 | 1 | SR20VE metal head gasket from the JDM P12 20V |
| A2010-1N560 | ALL | 4 | High compression piston from SR16VE N1, 86mm; fits all SR20DE. |
| 12033-2J201 | ALL | 1 | Piston ring set for above. |
| NEW 12111-SR000 | ALL | 1 | Race Coated Rod Bearing set SR20DE 17MM STD 0 |
| NEW 12111-SR003 | ALL | 1 | Race Coated Rod Bearing set SET SR20DE 17MM STD 3 |
| NEW 12111-SR005 | ALL | 1 | Race Coated Rod Bearing set SR20DE 17MM STD 5 |
| NEW 12207-SR000 | ALL | 1 | Race Coated Main Bearing set SET SR20DE STD 0 |
| NEW 12207-SR003 | ALL | 1 | Race Coated Main Bearing set SET SR20DE STD 3 |
| NEW 12207-SR005 | ALL | 1 | Race Coated Main Bearing set SET SR20DE STD 5 |
| A0210-75F60 | ALL | 4 | Low compression pistons for SR20DET, from GTI-R 8.3:1 Uses stock ring set 12033-53J10. |
| A2010-65J00 | ALL | 4 | Flat top pistons for SR20DE, 10.0:1 compression. |
| 12033-60J22 | ALL | 1 | Ring set for above pistons, SR20DE. |
| 12293-54C00 | ALL | 1 | Heavy duty main bearing cap bolts for all SR20 engines. 22% stronger than OE; torque to 62-84 ft-lb. |
| 13020-54C00 | ALL | 1 | Stock intake camshaft for the SR20DET .394"/248°. |
| 13020-54C11 | ALL | 1 | Stock exhaust camshaft for the SR20DET .394"/248°. |

| PART NO. | YEAR | QTY | DESCRIPTION |
|------------------------|-------|-----|---|
| 13020-SR20S3 | ALL | 1 | Camshaft set with .442"/260° high performance for the SR20DE; improves mid-range. |
| 13024-SR20CS | ALL | 1 | Adjustable cam sprocket set, SR20DE and SR20DET. 8 position from -10° to +7.5°. Allows timing of intake and exhaust cams independently. |
| 13220-RR450 | ALL | 1 | NISMO rocker arm stoppers for SR20DE and SR20DET. |
| 14004-B1391 | ALL | 1 | High performance header for B13 with SR20DE, 4 into 2 into 1; ceramic coated. |
| 14004-54C00 | ALL | 1 | GTI-R turbo exhaust manifold, SR20DET. |
| 14411-54C00 | ALL | 1 | GTI-R Turbocharger for SR20DET. |
| 14440-54C00 | ALL | 1 | GTI-R turbo down pipe, SR20DET. |
| 14415-17M00* | ALL | 1 | GTI-R turbo gasket; exhaust manifold to turbo; SR20DET. |
| 14441-54C00 | ALL | 1 | GTI-R down pipe heat shield, SR20DET. |
| 14445-26E00 | ALL | 1 | GTI-R turbo gasket; turbo outlet to down pipe; SR20DET. |
| 15238-E1118 | ALL | 1 | Spin-on adapter for remote oil filter location; can be used with an oil cooler. SR20DET (Small). |
| 16590-54C00 | ALL | 1 | GTI-R exhaust heat shield, SR20DET. |
| 20691-58E01 | ALL | 1 | GTI-R gasket, down pipe to exhaust. |
| 01121-04871 | ALL | 5 | GTI-R heat shield bolts, SR20DET. |
| 11221-RS230 | ALL | 1 | #4 NISMO hard rubber transmission torque mount. SR20DE with manual transmission. |
| 11321-RS230 | ALL | 1 | #2 NISMO hard rubber rear transmission support mount. SR20DE with manual transmission. |
| 11350-RS260 | ALL | 1 | #3 NISMO hard rubber front engine mount. SR20DE with manual transmission. |
| 21010-1N526 | 91/01 | 1 | SR16VE N1 water pump, fits all SR20DE. |
| NEW 99996-1103G | ALL | 1 | Polyurethane shift stabilizer arm set for manual transmission. |
| 99996-1105G | ALL | 1 | Polyurethane inserts for stock engine and transmission torque mounts. |
| 99996-11405 | ALL | 1 | Borla bolt-on rear muffler for B13 Sentra. |



| | | | |
|--------------|-----|---|--|
| 99996-GA16AC | ALL | 1 | K&N cone air filter kit for B13 with GA16D. |
| 99996-SR20AC | ALL | 1 | K&N cone air filter kit for B13 with SR20DE. |

TRANSMISSION

| | | | |
|-------------|-----|---|--|
| 12310-SRDET | ALL | 1 | Aluminum flywheel for all SR20DET equipped vehicles. |
| 99996-190DF | ALL | 1 | Centerforce dual friction 190mm clutch cover and disc set for all B13 with GA16DE. |
| 99996-215DF | ALL | 1 | Centerforce dual friction 215mm clutch cover and disc set for all B13 with SR20DE. |

Model B13/B14 SENTRA / 200SX / NX1600 / NX2000 / PULSAR / NX

| PART NO. | YEAR | QTY | DESCRIPTION |
|-------------|------|-----|---|
| 38420-RS360 | ALL | 1 | RS5F32V clutch type limited slip differential, 36ft.lb break away torque. For use with vehicles NOT equipped with OE LSD. |
| 38432-01S00 | ALL | 2 | RS5F32V clutch type LSD replacement part, friction plate, grooved, 1.75mm. |
| 38433-01S00 | ALL | 2 | RS5F32V clutch type LSD replacement part, friction disc, grooved, 1.7mm. |
| 38433-RS610 | ALL | 2 | RS5F32V clutch type LSD replacement part, friction disc, grooved, 1.9mm. |
| 38435-E4610 | ALL | 2 | RS5F32V clutch type LSD replacement part, spring plate, 1.7mm. |
| 38436-E4610 | ALL | 2 | RS5F32V clutch type LSD replacement part, spring disc, 1.7mm. |

BRAKES

| | | | |
|-------------|-----|---|--|
| 41060-K549P | ALL | 1 | Racing brake pad set for AD22V calipers (NX2000) |
|-------------|-----|---|--|

SUSPENSION

| | | | |
|-------------|-----|---|--|
| 54420-B13SB | ALL | 1 | Front strut brace, Sentra & NX. |
| 99996-10103 | ALL | 1 | Polyurethane steering rack bushing set. |
| 99996-1048A | ALL | 1 | 1-13/16" front sway bar kit. |
| 99996-2048A | ALL | 1 | 3/4" rear sway bar kit. |
| 99996-2463H | ALL | 2 | Koni front shock, twin tube hydraulic. |
| 99996-2465H | ALL | 2 | Koni rear shock, twin tube hydraulic. |
| 99996-3109G | ALL | 1 | Polyurethane bushing set, front lower control arm. |
| 99996-3110G | ALL | 1 | Polyurethane bushing set, rear control arm. |
| 99996-63161 | ALL | 1 | Eibach Pro kit, high performance springs. Sentra only(1.2") . |
| 99996-63241 | ALL | 1 | Eibach Pro kit, high performance springs. NX only (1.4"f 1.0"r). |
| 99996-EG800 | ALL | 8 | Polyurethane sway bar end link bushing. |

B14

ENGINES

| | | | |
|------------------------|---------|---|---|
| 11044-54C10 | ALL | 1 | Nissan head gasket for SR20DET; front wheel drive only. |
| 11044-RR360 | ALL | 1 | NISMO metal head gasket for SR20DET. Front wheel drive only (GTI-R.) 87mm bore, compressed thickness of 0.5mm. |
| NEW 11044-8H600 | 91-2001 | 1 | SR20VE metal head gasket from the JDM P12 20V |
| NEW 12111-SRDT0 | ALL | 1 | Race Coated Rod Bearing set SR20DET GTIR 19MM STD 0 |
| NEW 12111-SRDT0 | ALL | 1 | Race Coated Rod Bearing set SR20DET GTIR 19 MM STD 0 |
| NEW 12111-SRDT3 | ALL | 1 | RD Bearing set SR20DET GTIR 19MM STD 3 |
| NEW 12111-SRDT5 | ALL | 1 | Race Coated Rod Bearing set SR20DET STD 5 GTIR 19MM |
| A2010-1N560 | ALL | 4 | High compression piston from SR16VE N1, 86mm; fits all SR20DE. |
| 12033-2J201 | ALL | 1 | Piston ring set for above. |
| A0210-75F60 | ALL | 4 | Low compression pistons for SR20DET, from GTI-R 8.3:1 Uses stock ring set 12033-53J10. |
| A2010-65J00 | ALL | 4 | Flat top pistons for SR20DE, 10.0:1 compression. |
| 12033-60J22 | ALL | 1 | Ring set for above pistons, SR20DE. |
| 12293-54C00 | ALL | 1 | Heavy duty main bearing cap bolts for all SR20 engines. 22% stronger than OE; torque to 62-84 ft-lb. |
| 13020-54C00 | ALL | 1 | Stock intake camshaft for the SR20DET .394"/248°. |
| 13020-54C11 | ALL | 1 | Stock exhaust camshaft for the SR20DET .394"/248°. |

| PART NO. | YEAR | QTY | DESCRIPTION |
|------------------------|-------|-----|---|
| 13020-SR20S3 | ALL | 1 | Camshaft set with .442"/260° high performance for the SR20DE; improves mid-range. |
| 13024-SR20CS | ALL | 1 | Adjustable cam sprocket set, SR20DE and SR20DET. 8 position from -10° to +7.5°. Allows timing of intake and exhaust cams independently. |
| 13061-RRSFL-1P | ALL | 1 | SR20DE camshaft billet, unfinished lobes, exhaust, for hydraulic lifter heads. |
| 13220-RR450 | ALL | 1 | NISMO rocker arm stoppers for SR20DE and SR20DET. |
| 14004-54C00 | ALL | 1 | GTI-R turbo exhaust manifold, SR20DET. |
| 14004-B1391 | ALL | 1 | High performance header for B14 with SR20DE, 4 into 2 into 1; ceramic coated. |
| 14411-54C00 | ALL | 1 | GTI-R Turbocharger for SR20DET. |
| 14415-17M00* | ALL | 1 | GTI-R turbo gasket; exhaust manifold to turbo; SR20DET. |
| 14441-54C00 | ALL | 1 | GTI-R down pipe heat shield, SR20DET. |
| 14445-26E00 | ALL | 1 | GTI-R turbo gasket; turbo outlet to down pipe; SR20DET. |
| 15238-E1119 | ALL | 1 | Spin-on adapter for remote oil filter location; can be used with an oil cooler. SR20DE (Big). |
| 16590-54C00 | ALL | 1 | GTI-R exhaust heat shield, SR20DET. |
| 20691-58E01 | ALL | 1 | GTI-R gasket, down pipe to exhaust. |
| 01121-04871 | ALL | 5 | GTI-R heat shield bolts, SR20DET. |
| 14440-54C00 | ALL | 1 | GTI-R turbo down pipe, SR20DET. |
| 99996-1105G | ALL | 1 | Polyurethane inserts for stock engine and transmission torque mounts. |
| 11321-RS230 | ALL | 1 | #2 NISMO hard rubber rear transmission support mount. SR20DE with manual transmission. |
| 11350-RS260 | ALL | 1 | #3 NISMO hard rubber front engine mount. SR20DE with manual transmission. |
| 11221-RS230 | ALL | 1 | #4 NISMO hard rubber transmission torque mount. SR20DE with manual transmission. |
| NEW 21010-1N526 | 91/01 | 1 | SR16VE N1 water pump, fits all SR20DE. |
| 99996-SR20AC | ALL | 1 | K&N cone air filter kit for B14 with SR20DE. |
| 99996-GA16AC2 | ALL | 1 | K&N cone air filter kit for B14 with GA16D. |

TRANSMISSION

| | | | |
|-------------|-----|---|---|
| 99996-190DF | ALL | 1 | Centerforce dual friction 190mm clutch cover and disc set for all B14 with GA16DE. |
| 99996-215DF | ALL | 1 | Centerforce dual friction 215mm clutch cover and disc set for all B14 with SR20DE. |
| 12310-SRDET | ALL | 1 | Aluminum flywheel for all SR20DET equipped vehicles. |
| 38420-RS360 | ALL | 1 | RS5F32V clutch type limited slip differential, 36ft.lb break away torque. For use with vehicles NOT equipped with OE LSD. |
| 38432-01S00 | ALL | 2 | RS5F32V clutch type LSD replacement part, friction plate, grooved, 1.75mm. |
| 38433-01S00 | ALL | 2 | RS5F32V clutch type LSD replacement part, friction disc, grooved, 1.7mm. |
| 38433-RS610 | ALL | 2 | RS5F32V clutch type LSD replacement part, friction disc, grooved, 1.9mm. |
| 38435-E4610 | ALL | 2 | RS5F32V clutch type LSD replacement part, spring plate, 1.7mm. |
| 38436-E4610 | ALL | 2 | RS5F32V clutch type LSD replacement part, spring disc, 1.7mm. |

Model B14/B15U SENTRA / 200SX / NX1600 / NX2000 / PULSAR / NX

| PART NO. | YEAR | QTY | DESCRIPTION |
|----------|------|-----|-------------|
|----------|------|-----|-------------|

BRAKES

| | | | |
|--------------|-----|---|--|
| 41060-HB236 | ALL | 1 | Front Hawk 9012 Blue racing brake pad set. |
| 41060-HB236S | ALL | 1 | Front Hawk HP+ Autocross brake pad set. |

SUSPENSION

| | | | |
|-------------|-----|---|--|
| 99996-10103 | ALL | 1 | Polyurethane steering rack bushing set. |
| 99996-1109G | ALL | 1 | Polyurethane shift stabilizer arm set for manual transmission. |
| 99996-3109G | ALL | 1 | Polyurethane bushing set, front lower control arm. |
| 99996-63351 | ALL | 1 | Eibach Pro kit, high performance springs. (1.4"). |
| 99996-EG800 | ALL | 8 | Polyurethane sway bar end link bushing. |

BODY

| | | | |
|-------------|-----|---|-----------------------------|
| 62897-3M600 | ALL | 1 | JDM "Lucino" grille emblem. |
|-------------|-----|---|-----------------------------|

B15U

ENGINE

| | | | |
|------------------------|-----|---|--|
| NEW 12010-QR25G | ALL | 4 | Forged racing piston for QR25DE, 13:1 CR |
|------------------------|-----|---|--|



| | | | |
|------------------------|-----|---|---|
| NEW 12100-QR25R | ALL | 4 | Forged H beam connecting rod for QR25DE |
|------------------------|-----|---|---|



| | | | |
|------------------------|-------|----|--|
| 12033-2J201 | ALL | 1 | Piston ring set for above. |
| 12100-QR25R | ALL | 4 | Racing connecting rod for QR25DE. |
| 12310-QR251 | ALL | 1 | Aluminum flywheel for all QR25DE Sentra SE-R and Spec V. |
| 13203-QR25R | ALL | 16 | High lift, race valve springs for QR25DE. ceramic coated. |
| 15238-E1119 | ALL | 1 | Spin-on adapter for remote oil filter location; can be used with an oil cooler. SR20DE & QR25DE (Big). |
| NEW 21010-1N526 | 91/01 | 1 | SR16VE N1 water pump, fits all SR20DE. |

| PART NO. | YEAR | QTY | DESCRIPTION |
|-------------|------|-----|---|
| 24080-BGNDK | ALL | 1 | Nissan Motorsports grounding kit, includes 6 grounding wires & instructions, smoked clear heat shrink. Custom fit to Sentra SE-R & Spec V w/QR25DE. |



| | | | |
|-------------|-------|---|--|
| 99996-1112G | ALL | 1 | Poly engine mount insert kit QR25DE. |
| 99996-QRRSP | ALL | 1 | Racing piston and rod kit for QR25DE. |
| 99996-SRAC2 | -8/01 | 1 | K&N cone air filter kit for B15U with SR20DE. |
| A2010-1N560 | ALL | 4 | High compression piston from SR16VE N1, 86mm; fits all SR20DE. |

TRANSMISSION

| | | | |
|--------------|--------|---|---|
| 12311-QR251 | ALL | 1 | Replacement friction kit for aluminum flywheel, 12310-QR251. |
| 34101-B15S4 | 10/03+ | 1 | Short shift kit for 6 speed Sentra SER and Spec V. |
| 34101-B15SS | 02-04 | 1 | Short Shift Kit for Sentra with 5 speed and 6 speed transmission. 2.5 liter engine only. |
| 34101-B15S5 | 2002+ | 1 | Short shift kit for all MT. Attaches to the transmission pivot for a 30% reduction in throws. 2nd piece attaches to shift lever to re-center. |
| 41060-HB268 | ALL | 1 | Front Hawk 9012 Blue racing brake pad set. |
| 41060-HB268N | ALL | 1 | Front Hawk HP+ Autocross brake pad set. |
| 46200-22046 | ALL | 1 | Stainless steel braided 4-wheel brake line kit, DOT compliant. For use on cars with ABS. |

N12 ENGINES

| | | | |
|--------------|-----|---|---|
| 12109-H1001* | ALL | 8 | E-Series connecting rod bolt. |
| 12112-H1000 | ALL | 8 | E-Series connecting rod nut. |
| 13020-25M00 | ALL | 1 | E16 Euro camshaft (.342"/242° int .358"/242° exhaust). |
| 13204-M0820 | ALL | 8 | E-Series competition inner valve spring; works with OE out spring. Machine step in the head to fit with seat below. |
| 13205-H2300 | ALL | 8 | E-Series competition spring seat. Head machining required to fit. |

TRANSMISSION

| | | | |
|-------------|-----|---|---|
| 30210-RS100 | ALL | 1 | NISMO 180mm clutch cover, E-Series non-turbo. |
| 32241-D0218 | ALL | 1 | 4.471 main shaft for RS5F31A transaxle. Turbo only. |
| 38101-D0108 | ALL | 1 | 4.471 final gear for RS5F31A transaxle. Turbo only. |
| 99996-H3040 | ALL | 1 | 180mm race clutch disc with solid hub and bronze buttons, for E-Series non-turbo. |

Model KN13 SENTRA / 200SX / NX1600 / NX2000 / PULSAR / NX

| PART NO. | YEAR | QTY | DESCRIPTION |
|---------------------|------|-----|---|
| KN13 ENGINE | | | |
| 12109-H1001* | ALL | 8 | E-Series connecting rod bolt. |
| 12112-H1000* | ALL | 8 | E-Series connecting rod nut. |
| 13020-25M00 | ALL | 1 | E16 Euro camshaft (.342"/242° int .358"/242° exhaust). |
| 13204-M0820 | ALL | 8 | E-Series competition inner valve spring; works with OE out spring. Machine step in the head to fit with seat below. |
| 13205-H2300 | ALL | 8 | E-Series competition spring seat. Head machining required to fit. |
| TRANSMISSION | | | |
| 38432-01S00 | ALL | 2 | RS5F50A clutch type LSD replacement part, friction plate, grooved, 1.75mm. |
| 38433-01S00 | ALL | 2 | RS5F50A clutch type LSD replacement part, friction disc, grooved, 1.7mm. |
| 38433-RS610 | ALL | 2 | RS5F50A clutch type LSD replacement part, friction disc, grooved, 1.9mm. |
| 38435-E4610 | ALL | 2 | RS5F50A clutch type LSD replacement part, spring plate, 1.7mm. |
| 38436-E4610 | ALL | 2 | RS5F50A clutch type LSD replacement part, spring disc, 1.7mm. |



Versa

VERSA



| PART NO. | YEAR | QTY | DESCRIPTION |
|-------------|------|-----|---------------------------------------|
| BODY | | | |
| G6950-ED000 | ALL | 1 | "Tiida" illuminated front kick panels |
| H0800-ED000 | ALL | 1 | Side window deflector |
| 90892-ED000 | ALL | 1 | "Tiida" JDM rear emblem |

510 610 710



Model PL510 510 / 610 / 710

510 / 610 / 710

| PART NO. | YEAR | QTY | DESCRIPTION |
|----------------------|-------|-----|---|
| PL510 ENGINES | | | |
| 11041-V9182 | ALL | 1 | High compression head for L-Series, 41cc combustion chamber, uses 42mm intake valves and 35mm exhaust valves. |
| 11044-A7651 | ALL | 1 | NISMO composite head gasket for L-Series. 88.5mm bore, 1.5mm compressed thickness. |
| 99996-D8004 | ALL | 1 | Racing exhaust header for use with L20B engine in 510. |
| 99996-D1071 | ALL | 1 | Ring set for above piston 84mm bore L16. |
| 12010-P7912 | ALL | 4 | Flat top piston without valve reliefs; 86mm bore for L18/L20B, uses OE ring set. |
| 12010-P7917 | ALL | 4 | Flat top piston without valve reliefs; 87mm bore for L18/L20B, uses OE ring set. |
| 12010-P8612 | ALL | 4 | Euro piston with slight dome; 86mm bore for L18/L20B, uses OE ring set. |
| 12010-P8617 | ALL | 4 | Euro piston with slight dome; 87mm bore for L18/L20B, uses OE ring set. |
| 12100-L24EP | ALL | 4 | Carrillo H-beam racing connecting rod. 133mm center-to-center length. |
| 12109-N0100 | ALL | 8 | 9mm connecting rod bolt, L-Series. |
| 12112-V5201 | ALL | 8 | 9mm connecting rod nut, L-Series. |
| 12111-22010 | ALL | 8 | High performance rod bearing for L16/L18 engines, 0.0585" thickness. |
| 12111-22011 | ALL | 8 | High performance rod bearing for L16/L18 engines, 0.0588" thickness. |
| 12111-22012 | ALL | 8 | High performance rod bearing for L16/L18 engines, 0.0592" thickness. |
| 12111-22013 | ALL | 8 | High performance rod bearing for L16/L18 engines, 0.0580" thickness. |
| 99996-E1060 | 68-79 | 1 | Competition crankshaft damper for the L-Series 4 and 6-cylinder engines. Features heat treated black anodized steel with heat and oil resistant elastomer. Designed to be used with the Z OE water pump (21010-P7589), water pump pulley (21051-E3202) alternator bracket (11710-E3000) and pulley. It will not allow the use of the air pump, A/C nor power steering. Requires special bolt/washer set (99996-E1065.) Fully SFI certified. |
| 99996-E1065 | 68-79 | 1 | Bolt and washer to be used with above. Heat treated and roll-threaded to maintain the 105 ft-lbs of torque during assembly. |
| 12215-22013 | ALL | 2 | High performance main bearing lower (#1, #5) for L16/L18 engines, 0.0710" thickness. |
| 12215-A7660 | ALL | 4 | High performance main bearing upper or lower (#1, #5) for L20B engines, 0.0720" thickness. |
| 12216-22010 | ALL | 4 | High performance main bearing upper or lower (#1, #5) for L16/L18 engines, 0.0714" thickness. |
| 12216-22011 | ALL | 4 | High performance main bearing upper or lower (#1, #5) for L16/L18 engines, 0.0718" thickness. |
| 12216-22012 | ALL | 4 | High performance main bearing upper or lower (#1, #5) for L16/L18 engines, 0.0722" thickness. |
| 12216-22013 | ALL | 2 | High performance main bearing upper (#1, #5) for L16/L18 engines, 0.0710" thickness. |
| 12231-22010 | ALL | 4 | High performance main bearing upper or lower (#2, #4) for L16/L18 engines, 0.0714" thickness. |
| 12231-22011 | ALL | 4 | High performance main bearing upper or lower (#2, #4) for L16/L18 engines, 0.0718" thickness. |
| 12231-22012 | ALL | 4 | High performance main bearing upper or lower (#2, #4) for L16/L18 engines, 0.0722" thickness. |

| PART NO. | YEAR | QTY | DESCRIPTION |
|---------------|------|-----|---|
| 12231-22014 | ALL | 4 | High performance main bearing upper or lower (#2, #4) for L16/L18 engines, 0.0707" thickness. |
| 12231-A7660 | ALL | 4 | High performance main bearing upper or lower (#2, #4) for L20B engines, 0.0720" thickness. |
| 12247-22010 | ALL | 2 | High performance main bearing upper or lower (center) for L16/L18 engines, 0.0714" thickness. |
| 12247-22011 | ALL | 2 | High performance main bearing upper or lower (center) for L16/L18 engines, 0.0718" thickness. |
| 12247-22012 | ALL | 2 | High performance main bearing upper or lower (center) for L16/L18 engines, 0.0722" thickness. |
| 12247-22013 | ALL | 2 | High performance main bearing upper or lower (center) for L16/L18 engines, 0.0710" thickness. |
| 12247-A7660 | ALL | 2 | High performance main bearing upper or lower (center) for L20B engines, 0.0720" thickness. |
| 13024-48000 | ALL | 1 | Early steel OE cam sprocket for L-Series. |
| 13024-E4621 | ALL | 1 | 8 position adjustable cam sprocket for L-Series. From -12° to +9° in 3° increments. |
| 13070-N7120 | ALL | 1 | Improved chain tension keeps it out of the oil pan when changing camshafts, for L-Series. |
| 13257-W0300* | ALL | 8 | Rocker arm for L-Series, 1.5:1 ratio. |
| 14002-22010 | ALL | 1 | 50mm dual Mikuni intake manifolds for L-Series 4-cylinder engines. Requires the use of the early style FIA head. |
| 15010-S8000 | ALL | 1 | High volume oil pump for L-Series. 15% greater volume. |
| 15015-GC020 | ALL | 1 | Oil pump adapter kit allows pump to pull oil directly from the modified oil pan, increases flow by 20%. Replaces the cover assembly and provides for the installation of an oil cooler. Includes pump cover, longer bolts and gasket. Requires 99996-GC003 AN fittings. Can be used with adapter 15238-GC001. |
| 99996-GC003 | ALL | 1 | -12 inlet and -10 outlet AN fittings for above. |
| 15040-21001* | ALL | 1 | Spindle which drives the distributor and oil pump for L-Series. |
| 15043-73400FL | ALL | 1 | Bronze gear for L-Series which drives the oil pump and distributor. A must for sustained high RPM use. Must replace with spindle as a set. |
| 15133-22010 | ALL | 1 | Oil pump pressure spring, outer. For all L-Series oil pumps. Use with OE inner spring or with 15133-E4600. Increases oil pressure. |
| 15133-E4620 | ALL | 1 | Oil pump pressure spring, inner. For all L-Series oil pumps. Use with OE outer spring or with 15133-22010. Increases oil pressure. |
| 16031-22002 | ALL | 1 | Overflow tube, front, for use with SSS intake on L-Series. |
| 16032-A5100 | ALL | 1 | Overflow tube, rear, for use with SSS intake on L-Series. |
| 17520-T5760 | ALL | 1 | Fuel tube for use with SSS intake on L-Series. |
| 22100-U2800 | ALL | 1 | European spec distributor, single point, Hitachi D411-88. Requires L16 distributor support when installed on L18-L20. |
| 22110-U2805 | ALL | 1 | Distributor spring for above, L16. |
| 32202-09500 | ALL | 1 | Roller pilot bearing for L-Series, replaces OE bronze unit. |
| 99996-D1018 | ALL | 1 | L4-spec cam for L-Series, 278°/.580" race cam. Use .280" lash pads, comp valve springs and .250-.340 retainers when installing. |

Model PL510 510 / 610 / 710

510 / 610 / 710

| PART NO. | YEAR | QTY | DESCRIPTION |
|--------------|------|-----|---|
| 99996-D1019 | ALL | 1 | L3-spec cam for L-Series, 300°/.620" race cam. Use .280" lash pads, comp valve springs and .250-.340 retainers when installing. |
| 99996-D1022 | ALL | 1 | L9-spec cam for L-Series, 290°/.490" race cam. Use .160" lash pads, comp valve springs and .150-.180 retainers when installing. |
| 99996-D1023 | ALL | 1 | L7-spec cam for L-Series, 270°/.475" high performance cam. Use .160" lash pads when installing. |
| 99996-D1110 | ALL | 1 | Linkage kit #1 for use with SSS intake on L-Series. |
| 99996-D1125 | ALL | 1 | 44mm dual Mikuni intake manifolds for L-Series 4-cylinder engines. Requires the use of the high compression cylinder head or the SSS head. |
| 99996-D1128C | ALL | 1 | Header gasket for use with SSS intake on L-Series. Square port. |
| 99996-D1131 | ALL | 1 | Competition oil pan, 7 qt with trap door baffling, windage tray and special oil pick-up. For L-Series engines. |
| 99996-D1135 | ALL | 1 | Special oil pan gasket improves sealing. For L-Series engines. |
| 99996-D8002 | ALL | 1 | 4 into 1 race header for L16/L18, 1.625" primary diameter, unplated; requires special header gasket 99996-D1128C. |
| 99996-D1034 | ALL | 4 | SI stainless steel 35mm exhaust valve for L-Series. |
| 99996-N1100 | ALL | 4 | SI stainless steel 44mm intake valve for L-Series. Should be used with 44mm seat below. |
| 99996-N1121 | ALL | 4 | 44mm valve seat for intake of L-Series. |
| 99996-M1030 | ALL | 4 | SI stainless steel 43mm intake valve for L-Series. |
| 99996-M1046 | ALL | 8 | Competition valve spring, 280lb/in, OD 1.34"; coil bind at .970"; assembled height is 1.720" with a seat pressure of 120lb. Must use competition retainers below. |
| 99996-M1050 | ALL | 8 | Competition steel spring retainer for use with lash pads .150-.180. |
| 99996-M1051 | ALL | 8 | Competition steel spring retainer for use with lash pads .250-.340. |
| 99996-M1052 | ALL | 8 | Competition steel spring retainer for use with lash pads .190-.240. |
| 99996-M1150 | ALL | 8 | Competition aluminum spring retainer for use with lash pads .250-.340. |
| 99996-M1151 | ALL | 8 | Competition aluminum spring retainer for use with lash pads .190-.240. |
| 99996-M1152 | ALL | 8 | Competition aluminum spring retainer for use with lash pads .150-.180. |
| 99996-M1155 | ALL | 8 | L-Series lash pad .150" |
| 99996-M1160 | ALL | 8 | L-Series lash pad .160" |
| 99996-M1170 | ALL | 8 | L-Series lash pad .170" |
| 99996-M1180 | ALL | 8 | L-Series lash pad .180" |
| 99996-M1190 | ALL | 8 | L-Series lash pad .190" |
| 99996-M1200 | ALL | 8 | L-Series lash pad .200" |
| 99996-M1210 | ALL | 8 | L-Series lash pad .210" |
| 99996-M1220 | ALL | 8 | L-Series lash pad .220" |
| 99996-M1230 | ALL | 8 | L-Series lash pad .230" |
| 99996-M1240 | ALL | 8 | L-Series lash pad .240" |
| 99996-M1250 | ALL | 8 | L-Series lash pad .250" |
| 99996-M1260 | ALL | 8 | L-Series lash pad .260" |
| 99996-M1270 | ALL | 8 | L-Series lash pad .270" |
| 99996-M1280 | ALL | 8 | L-Series lash pad .280" |
| 99996-M1290 | ALL | 8 | L-Series lash pad .290" |
| 99996-M1300 | ALL | 8 | L-Series lash pad .300" |

| PART NO. | YEAR | QTY | DESCRIPTION |
|-------------|------|-----|-------------------------|
| 99996-M1310 | ALL | 8 | L-Series lash pad .310" |
| 99996-M1320 | ALL | 8 | L-Series lash pad .320" |
| 99996-M1330 | ALL | 8 | L-Series lash pad .330" |

TRANSMISSION

| | | | |
|--------------|-------|---|---|
| 12310-D1012 | ALL | 1 | Aluminum flywheel, 6061-T6 with 1050 alloy steel,replaceable friction area. SFI certified. 200mm; 10 lbs. 5 bolt. |
| 12310-D1013 | ALL | 1 | Aluminum flywheel, 6061-T6 with 1050 alloy steel, replaceable friction area. SFI certified. 200mm; 10 lbs. L20B. |
| 30210-20111* | ALL | 1 | 200mm heavy duty clutch cover. |
| 99996-D3040 | ALL | 1 | 200mm race clutch disc with solid hub and bronze buttons. |
| 38433-21011 | ALL | 4 | R160 LSD replacement part; friction disc (1.90mm). |
| 38432-21010 | -5/79 | 4 | H165 clutch type LSD replacement part, friction plate; 1.65mm. |
| 38433-21011 | -5/79 | 4 | H165 clutch type LSD replacement part, friction disc; 1.90mm. |
| 99996-C3030 | ALL | 1 | Shift lever aluminum bushing set, replaces rubber units, includes washers and nylock nut. |

BRAKES

| | | | |
|--------------|-------|---|--|
| 41060-510BLU | -8/74 | 1 | Front Hawk 9012 Blue racing brake pad set. |
| 41060-510HPP | -8/74 | 1 | Front Hawk HP+ Autocross brake pad set. |
| 44060-14600 | ALL | 2 | Fore brake shoe, Ferodo AM4. |
| 44070-14600 | ALL | 2 | Aft brake shoe, Ferodo AM4. |
| 46200-22141 | ALL | 1 | Stainless steel braided 4-wheel brake line kit, DOT compliant. |
| 99996-K7000 | 8/74- | 1 | Front Ferodo DP11 racing brake pad set. |

SUSPENSION

| | | | |
|--------------|-----|----|--|
| 54420-510SB | ALL | 1 | Front strut brace, 510. |
| 99996-10SPCR | ALL | 1 | Aluminum (1.0") spacer set corrects the lower control arm angle when lowered to reduce bump steer. Fits between strut and lower control arm. |
| 99996-6104G | ALL | 2 | Polyurethane bump stop bushing. |
| 99996-D4302 | ALL | 1 | 1.0" front sway bar kit. |
| 99996-D4352 | ALL | 1 | 3/4" adjustable rear sway bar kit. |
| 99996-EG800 | ALL | 16 | Polyurethane sway bar end link bushing. |
| 99996-TCKIT | ALL | 1 | Tension compression kit increases control by eliminating wander under braking. Includes Delrin bushings, aluminum cups, rubber boots, washers, gauge and instructions. |

BODY

| | | | |
|-------------|-----|---|---------------------------------|
| 63806-N1600 | ALL | 2 | Bluebird fender emblem. |
| 99996-70476 | ALL | 2 | 7" round H4 headlight assembly. |

Model A10 510 / 610 / 710

510 / 610 / 710

| PART NO. | YEAR | QTY | DESCRIPTION |
|--------------------|------|-----|---|
| A10 ENGINES | | | |
| 11041-V9182 | ALL | 1 | High compression head for L-Series, 41cc combustion chamber, uses 42mm intake valves and 35mm exhaust valves. |
| 11044-A7651 | ALL | 1 | NISMO composite head gasket for L-Series. 88.5mm bore, 1.5mm compressed thickness. |
| 99996-D1071 | ALL | 1 | Ring set for above piston 84mm bore L16. |
| 12010-P7912 | ALL | 4 | Flat top piston without valve reliefs; 86mm bore for L18/L20B, uses OE ring set. |
| 12010-P7917 | ALL | 4 | Flat top piston without valve reliefs; 87mm bore for L18/L20B, uses OE ring set. |
| 12010-P8612 | ALL | 4 | Euro piston with slight dome; 86mm bore for L18/L20B, uses OE ring set. |
| 12010-P8617 | ALL | 4 | Euro piston with slight dome; 87mm bore for L18/L20B, uses OE ring set. |
| 12100-L24EP | ALL | 4 | Carrillo H beam racing connecting rod. 133mm center-to-center length. |
| 12112-V5201 | ALL | 8 | 9mm connecting rod nut, NAPS-Z and L-Series. |
| 12109-N0100 | ALL | 8 | 9mm connecting rod bolt, NAPS-Z series and L-Series. |
| 12111-22010 | ALL | 8 | High performance rod bearing for L16/L18 & NAPS-Z engines, 0.0585" thickness. |
| 12111-22011 | ALL | 8 | High performance rod bearing for L16/L18 & NAPS-Z engines, 0.0588" thickness. |
| 12111-22012 | ALL | 8 | High performance rod bearing for L16/L18 & NAPS-Z engines, 0.0592" thickness. |
| 12111-22013 | ALL | 8 | High performance rod bearing for L16/L18 & NAPS-Z engines, 0.0580" thickness. |
| 12215-22013 | ALL | 2 | High performance main bearing lower (#1, #5) for L16/L18 & NAPS-Z engines, 0.0710" thickness. |
| 12215-A7660 | ALL | 4 | High performance main bearing upper or lower (#1, #5) for L20B & NAPS-Z engines, 0.0720" thickness. |
| 12216-22010 | ALL | 4 | High performance main bearing upper or lower (#1, #5) for L16/L18 & NAPS-Z engines, 0.0714" thickness. |
| 12216-22011 | ALL | 4 | High performance main bearing upper or lower (#1, #5) for L16/L18 & NAPS-Z engines, 0.0718" thickness. |
| 12216-22012 | ALL | 4 | High performance main bearing upper or lower (#1, #5) for L16/L18 & NAPS-Z engines, 0.0722" thickness. |
| 12216-22013 | ALL | 2 | High performance main bearing upper (#1, #5) for L16/L18 & NAPS-Z engines, 0.0710" thickness. |
| 12231-22010 | ALL | 4 | High performance main bearing upper or lower (#2, #4) for L16/L18 & NAPS-Z engines, 0.0714" thickness. |
| 12231-22011 | ALL | 4 | High performance main bearing upper or lower (#2, #4) for L16/L18 & NAPS-Z engines, 0.0718" thickness. |
| 12231-22012 | ALL | 4 | High performance main bearing upper or lower (#2, #4) for L16/L18 & NAPS-Z engines, 0.0722" thickness. |
| 12231-22014 | ALL | 4 | High performance main bearing upper or lower (#2, #4) for L16/L18 & NAPS-Z engines, 0.0707" thickness. |

| PART NO. | YEAR | QTY | DESCRIPTION |
|---------------|------|-----|---|
| 12231-A7660 | ALL | 4 | High performance main bearing upper or lower (#2, #4) for L20B engines, 0.0720" thickness. |
| 12247-22010 | ALL | 2 | High performance main bearing upper or lower (center) for L16/L18 & NAPS-Z engines, 0.0714" thickness. |
| 12247-22011 | ALL | 2 | High performance main bearing upper or lower (center) for L16/L18 & NAPS-Z engines, 0.0718" thickness. |
| 12247-22012 | ALL | 2 | High performance main bearing upper or lower (center) for L16/L18 & NAPS-Z engines, 0.0722" thickness. |
| 12247-22013 | ALL | 2 | High performance main bearing upper or lower (center) for L16/L18 & NAPS-Z engines, 0.0710" thickness. |
| 12247-A7660 | ALL | 2 | High performance main bearing upper or lower (center) for L20B engines, 0.0720" thickness. |
| 13070-N7120 | ALL | 1 | Improved chain tension keeps it out of the oil pan when changing camshafts, for L-Series. |
| 13257-W0300* | ALL | 8 | Rocker arm for L-Series, 1.5:1 ratio. |
| 14002-22010 | ALL | 1 | 50mm dual Mikuni intake manifolds for L-Series 4-cylinder engines. Requires the use of the early style FIA head. |
| 15010-S8000 | ALL | 1 | High volume oil pump for L-Series. 15% greater volume. |
| 15015-GC020 | ALL | 1 | Oil pump adapter kit allows pump to pull oil directly from the modified oil pan, increases flow by 20%. Replaces the cover assembly and provides for the installation of an oil cooler. Includes pump cover, longer bolts and gasket. Requires 99996-GC003 AN fittings. Can be used with adapter 15238-GC001. |
| 99996-GC003 | ALL | 1 | -12 inlet and -10 outlet AN fittings for above. |
| 15040-21001* | ALL | 1 | Spindle which drives the distributor and oil pump for L-Series. |
| 15043-73400FL | ALL | 1 | Bronze gear for NAPS-Z which drives the oil pump and distributor. A must for sustained high RPM use. Must replace with new spindle as a set. |
| 15133-22010 | ALL | 1 | Oil pump pressure spring, outer. For all L-Series oil pumps. Use with OE inner spring or with 15133-E4600. Increases oil pressure. |
| 15133-E4620 | ALL | 1 | Oil pump pressure spring, inner. For all L-Series oil pumps. Use with OE outer spring or with 15133-22010. Increases oil pressure. |
| 16031-22002 | ALL | 1 | Overflow tube, front, for use with SSS intake on L-Series. |
| 16032-A5100 | ALL | 1 | Overflow tube, rear, for use with SSS intake on L-Series. |
| 17520-T5760 | ALL | 1 | Fuel tube for use with SSS intake on L-Series. |
| 22100-U2800 | ALL | 1 | European spec distributor, single point, Hitachi D411-88. Requires L16 distributor support when installed on L18-L20. |
| 22110-U2805 | ALL | 1 | Distributor spring for above, L16. |
| 32202-09500 | ALL | 1 | Roller pilot bearing for L-Series, replaces OE bronze unit. |
| 99996-D1017 | ALL | 1 | High performance camshaft for NAPS-Z .406"/272°. |
| 99996-D1018 | ALL | 1 | L4-spec cam for L-Series, 278°/.580" race cam. Use .280" lash pads, comp valve springs and .250-.340 retainers when installing. |
| 99996-D1019 | ALL | 1 | L3-spec cam for L-Series, 300°/.620" race cam. Use .280" lash pads, comp valve springs and .250-.340 retainers when installing. |
| 99996-D1022 | ALL | 1 | L9-spec cam for L-Series, 290°/.490" race cam. Use .160" lash pads, comp valve springs and .150-.180 retainers when installing. |

Model A10 510 / 610 / 710

510 / 610 / 710

| PART NO. | YEAR | QTY | DESCRIPTION |
|--------------|-------|-----|---|
| 99996-D1023 | ALL | 1 | L7-spec cam for L-Series, 270°/.475" high performance cam. Use .160" lash pads when installing. |
| 13024-48000 | ALL | 1 | Early steel OE cam sprocket for L-Series. |
| 13024-E4621 | ALL | 1 | Adjustable cam sprocket, 8 positions from -12° to +9° in 3° increments. For NAPS-Z excluding Z24i. |
| 99996-D1110 | ALL | 1 | Linkage kit #1 for use with SSS intake on L-Series. |
| 99996-D1125 | ALL | 1 | 44mm dual Mikuni intake manifolds for L-Series 4-cylinder engines. Requires the use of the high compression cylinder head or the SSS head. |
| 99996-D1128C | ALL | 1 | Header gasket for use with SSS intake on L-Series. Square port. |
| 99996-D1135 | ALL | 1 | Special oil pan gasket improves sealing. For L-Series engines. |
| 99996-E1060 | 68-79 | 1 | Competition crankshaft damper for the L-Series 4 and 6-cylinder engines. Features heat treated black anodized steel with heat and oil resistant elastomer. Designed to be used with the Z OE water pump (21010-P7589), water pump pulley (21051-E3202) alternator bracket (11710-E3000) and pulley. It will not allow the use of the air pump, A/C nor power steering. Requires special bolt/washer set (99996-E1065.) Fully SFI certified. |
| 99996-E1065 | 68-79 | 1 | Bolt and washer to be used with above. Heat treated and roll- threaded to maintain the 105 ft-lbs of torque during assembly. |
| 99996-M1046 | ALL | 8 | Competition valve spring, 280lb/in, OD 1.34"; coil bind at .970"; assembled height is 1.720" with a seat pressure of 120lb. Must use competition retainers below. |
| 99996-M1050 | ALL | 8 | Competition steel spring retainer for use with lash pads .150-.180. |
| 99996-M1051 | ALL | 8 | Competition steel spring retainer for use with lash pads .250-.340. |
| 99996-M1052 | ALL | 8 | Competition steel spring retainer for use with lash pads .190-.240. |
| 99996-M1150 | ALL | 8 | Competition aluminum spring retainer for use with lash pads .250-.340. |
| 99996-M1151 | ALL | 8 | Competition aluminum spring retainer for use with lash pads .190-.240. |
| 99996-M1152 | ALL | 8 | Competition aluminum spring retainer for use with lash pads .150-.180. |
| 99996-M1155 | ALL | 8 | L-Series lash pad .150" |
| 99996-M1160 | ALL | 8 | L-Series lash pad .160" |
| 99996-M1170 | ALL | 8 | L-Series lash pad .170" |
| 99996-M1180 | ALL | 8 | L-Series lash pad .180" |
| 99996-M1190 | ALL | 8 | L-Series lash pad .190" |
| 99996-M1200 | ALL | 8 | L-Series lash pad .200" |
| 99996-M1210 | ALL | 8 | L-Series lash pad .210" |
| 99996-M1220 | ALL | 8 | L-Series lash pad .220" |
| 99996-M1230 | ALL | 8 | L-Series lash pad .230" |
| 99996-M1240 | ALL | 8 | L-Series lash pad .240" |
| 99996-M1250 | ALL | 8 | L-Series lash pad .250" |
| 99996-M1260 | ALL | 8 | L-Series lash pad .260" |
| 99996-M1270 | ALL | 8 | L-Series lash pad .270" |
| 99996-M1280 | ALL | 8 | L-Series lash pad .280" |
| 99996-M1290 | ALL | 8 | L-Series lash pad .290" |
| 99996-M1300 | ALL | 8 | L-Series lash pad .300" |
| 99996-M1310 | ALL | 8 | L-Series lash pad .310" |
| 99996-M1320 | ALL | 8 | L-Series lash pad .320" |

| PART NO. | YEAR | QTY | DESCRIPTION |
|-------------|------|-----|---|
| 99996-M1330 | ALL | 8 | L-Series lash pad .330" |
| 99996-D1034 | ALL | 4 | SI stainless steel 35mm exhaust valve for L-Series. |
| 99996-M1030 | ALL | 4 | SI stainless steel 43mm intake valve for L-Series. |
| 99996-N1100 | ALL | 4 | SI stainless steel 44mm intake valve for L-Series. Should be used with 44mm seat below. |
| 99996-N1121 | ALL | 4 | 44mm valve seat for intake of L-Series. |

TRANSMISSION

| | | | |
|--------------|-------|---|--|
| 12310-D1012 | ALL | 1 | Aluminum flywheel, 6061-T6 with 1050 alloy steel, replaceable friction area. SFI certified. 200mm; 10 lbs. 5 bolt. |
| 12310-D1013 | ALL | 1 | Aluminum flywheel, 6061-T6 with 1050 alloy steel, replaceable friction area. SFI certified. 200mm; 10 lbs. L20B. |
| 30210-20111* | ALL | 1 | 200mm heavy duty clutch cover. |
| 99996-D3040 | ALL | 1 | 200mm race clutch disc with solid hub and bronze buttons. |
| 38432-21010 | -5/79 | 4 | H165 clutch type LSD replacement part, friction plate; 1.65mm. |
| 38433-21011 | -5/79 | 4 | H165 clutch type LSD replacement part, friction disc; 1.90mm. |
| 43015-H7920 | ALL | 1 | Axle baffle designed to keep oil in the differential, required for sustained lateral G-loads. R/H. For H165. |
| 43016-H7920 | ALL | 1 | Axle baffle designed to keep oil in the differential, required for sustained lateral G-loads. L/H. For H165. |
| 99996-C3030 | ALL | 1 | Shift lever aluminum bushing set, replaces rubber units, includes washers and nylock nut. |

BRAKES

| | | | |
|--------------|-------|---|--|
| 41060-510BLU | -8/74 | 1 | Front Hawk 9012 Blue racing brake pad set. |
| 41060-510HPP | -8/74 | 1 | Front Hawk HP+ Autocross brake pad set. |
| 44060-A7610 | ALL | 2 | Fore brake shoe, Ferodo AM4. |
| 44070-A7610 | ALL | 2 | Aft brake shoe, Ferodo AM4. |
| 44100-Q1100 | ALL | 2 | 15/16" wheel cylinder. |
| 46200-22141 | ALL | 1 | Stainless steel braided 4-wheel brake line kit, DOT compliant. |
| 99996-K7000 | 8/74- | 1 | Front Ferodo DP11 racing brake pad set. |

SUSPENSION

| | | | |
|--------------|-----|---|--|
| 99996-10SPCR | ALL | 1 | Aluminum (1.0") spacer set corrects the lower control arm angle when lowered to reduce bump steer. Fits between strut and lower control arm. |
| 99996-D4302 | ALL | 1 | 1.0" front sway bar kit. |
| 99996-D4352 | ALL | 1 | 3/4" adjustable rear sway bar kit. |
| 99996-TCKIT | ALL | 1 | Tension compression kit increases control by eliminating wander under braking. Includes Delrin bushings, aluminum cups, rubber boots, washers, gauge and instructions. |

BODY

| | | | |
|-------------|-----|---|-----------------------------------|
| 63806-N1600 | ALL | 2 | Bluebird fender emblem. |
| 99996-W6100 | ALL | 1 | Fiberglass rear ducktail spoiler. |

Model PL610 510 / 610 / 710

510 / 610 / 710

| PART NO. | YEAR | QTY | DESCRIPTION |
|----------------------|------|-----|---|
| PL610 ENGINES | | | |
| 11041-V9182 | ALL | 1 | High compression head for L-Series, 41cc combustion chamber, uses 42mm intake valves and 35mm exhaust valves. |
| 11044-A7651 | ALL | 1 | NISMO composite head gasket for L-Series. 88.5mm bore, 1.5mm compressed thickness. |
| 99996-D1071 | ALL | 1 | Ring set for above piston 84mm bore L16. |
| 12010-P7912 | ALL | 4 | Flat top piston without valve reliefs; 86mm bore for L18/L20B, uses OE ring set. |
| 12010-P7917 | ALL | 4 | Flat top piston without valve reliefs; 87mm bore for L18/L20B, uses OE ring set. |
| 12010-P8612 | ALL | 4 | Euro piston with slight dome; 86mm bore for L18/L20B, uses OE ring set. |
| 12010-P8617 | ALL | 4 | Euro piston with slight dome; 87mm bore for L18/L20B, uses OE ring set. |
| 12100-L24EP | ALL | 4 | Carrillo H beam racing connecting rod. 133mm center-to-center length. |
| 12109-N0100 | ALL | 8 | 9mm connecting rod bolt, L-Series. |
| 12112-V5201 | ALL | 8 | 9mm connecting rod nut, L-Series. |
| 12111-22010 | ALL | 8 | High performance rod bearing for L16/L18 engines, 0.0585" thickness. |
| 12111-22011 | ALL | 8 | High performance rod bearing for L16/L18 engines, 0.0588" thickness. |
| 12111-22012 | ALL | 8 | High performance rod bearing for L16/L18 engines, 0.0592" thickness. |
| 12111-22013 | ALL | 8 | High performance rod bearing for L16/L18 engines, 0.0580" thickness. |
| 12215-22013 | ALL | 2 | High performance main bearing lower (#1, #5) for L16/L18 engines, 0.0710" thickness. |
| 12215-A7660 | ALL | 4 | High performance main bearing upper or lower (#1, #5) for L20B engines, 0.0720" thickness. |
| 12216-22010 | ALL | 4 | High performance main bearing upper or lower (#1, #5) for L16/L18 engines, 0.0714" thickness. |
| 12216-22011 | ALL | 4 | High performance main bearing upper or lower (#1, #5) for L16/L18 engines, 0.0718" thickness. |
| 12216-22012 | ALL | 4 | High performance main bearing upper or lower (#1, #5) for L16/L18 engines, 0.0722" thickness. |
| 12216-22013 | ALL | 2 | High performance main bearing upper (#1, #5) for L16/L18 engines, 0.0710" thickness. |
| 12231-22010 | ALL | 4 | High performance main bearing upper or lower (#2, #4) for L16/L18 engines, 0.0714" thickness. |
| 12231-22011 | ALL | 4 | High performance main bearing upper or lower (#2, #4) for L16/L18 engines, 0.0718" thickness. |
| 12231-22012 | ALL | 4 | High performance main bearing upper or lower (#2, #4) for L16/L18 engines, 0.0722" thickness. |
| 12231-22014 | ALL | 4 | High performance main bearing upper or lower (#2, #4) for L16/L18 engines, 0.0707" thickness. |
| 12231-A7660 | ALL | 4 | High performance main bearing upper or lower (#2, #4) for L20B engines, 0.0720" thickness. |
| 12247-22010 | ALL | 2 | High performance main bearing upper or lower (center) for L16/L18 engines, 0.0714" thickness. |
| 12247-22011 | ALL | 2 | High performance main bearing upper or lower (center) for L16/L18 engines, 0.0718" thickness. |

| PART NO. | YEAR | QTY | DESCRIPTION |
|---------------|------|-----|--|
| 12247-22012 | ALL | 2 | High performance main bearing upper or lower (center) for L16/L18 engines, 0.0722" thickness. |
| 12247-22013 | ALL | 2 | High performance main bearing upper or lower (center) for L16/L18 engines, 0.0710" thickness. |
| 12247-A7660 | ALL | 2 | High performance main bearing upper or lower (center) for L20B engines, 0.0720" thickness. |
| 13070-N7120 | ALL | 1 | Improved chain tension keeps it out of the oil pan when changing camshafts, for L-Series. |
| 13257-W0300* | ALL | 8 | Rocker arm for L-Series, 1.5:1 ratio. |
| 14002-22010 | ALL | 1 | 50mm dual Mikuni intake manifolds for L-Series 4-cylinder engines. Requires the use of the early style FIA head. |
| 15010-S8000 | ALL | 1 | High volume oil pump for L-Series. 15% greater volume. |
| 15015-GC020 | ALL | 1 | Oil pump adapter kit allows pump to pull oil directly from the modified oil pan, increases flow by 20%. Replaces the cover assembly and provides for the installation of an oil cooler. Includes pump cover, longer bolts and gasket. Requires 99996- GC003 AN fittings. Can be used with adapter 15238-GC001. |
| 99996-GC003 | ALL | 1 | -12 inlet and -10 outlet AN fittings for above. |
| 15040-21001* | ALL | 1 | Spindle which drives the distributor and oil pump for L-Series. |
| 15043-73400FL | ALL | 1 | Bronze gear for L-Series which drives the oil pump and distributor. A must for sustained high RPM use. Must replace with spindle as a set. |
| 15133-22010 | ALL | 1 | Oil pump pressure spring, outer. For all L-Series oil pumps. Use with OE inner spring or with 15133-E4600. Increases oil pressure. |
| 15133-E4620 | ALL | 1 | Oil pump pressure spring, inner. For all L-Series oil pumps. Use with OE outer spring or with 15133-22010. Increases oil pressure. |
| 16031-22002 | ALL | 1 | Overflow tube, front, for use with SSS intake on L-Series. |
| 16032-A5100 | ALL | 1 | Overflow tube, rear, for use with SSS intake on L-Series. |
| 17520-T5760 | ALL | 1 | Fuel tube for use with SSS intake on L-Series. |
| 22100-U2800 | ALL | 1 | European spec distributor, single point, Hitachi D411-88. Requires L16 distributor support when installed on L18-L20. |
| 22110-U2805 | ALL | 1 | Distributor spring for above, L16. |
| 32202-09500 | ALL | 1 | Roller pilot bearing for L-Series, replaces OE bronze unit. |
| 13024-48000 | ALL | 1 | Early steel OE cam sprocket for L-Series. |
| 13024-E4621 | ALL | 1 | 8 position adjustable cam sprocket for L-Series. From -12° to +9° in 3° increments. |
| 99996-D1018 | ALL | 1 | L4-spec cam for L-Series, 278°/.580" race cam. Use .280" lash pads, comp valve springs and .250-.340 retainers when installing. |
| 99996-D1019 | ALL | 1 | L3-spec cam for L-Series, 300°/.620" race cam. Use .280" lash pads, comp valve springs and .250-.340 retainers when installing. |
| 99996-D1022 | ALL | 1 | L9-spec cam for L-Series, 290°/.490" race cam. Use .160" lash pads, comp valve springs and .150-.180 retainers when installing. |
| 99996-D1023 | ALL | 1 | L7-spec cam for L-Series, 270°/.475" high performance cam. Use .160" lash pads when installing. |
| 99996-D1110 | ALL | 1 | Linkage kit #1 for use with SSS intake on L-Series. |
| 99996-D1125 | ALL | 1 | 44mm dual Mikuni intake manifolds for L-Series 4-cylinder engines. Requires the use of the high compression cylinder head or the SSS head. |

Model PL610 510 / 610 / 710

510 / 610 / 710

| PART NO. | YEAR | QTY | DESCRIPTION |
|--------------|-------|-----|---|
| 99996-D1128C | ALL | 1 | Header gasket for use with SSS intake on L-Series. Square port. |
| 99996-E1060 | 68-79 | 1 | Competition crankshaft damper for the L-Series 4 and 6-cylinder engines. Features heat treated black anodized steel with heat and oil resistant elastomer. Designed to be used with the Z OE water pump (21010-P7589), water pump pulley (21051-E3202) alternator bracket (11710- E3000) and pulley. It will not allow the use of the air pump, A/C nor power steering. Requires special bolt/ washer set (99996-E1065.) Fully SFI certified. |
| 99996-E1065 | 68-79 | 1 | Bolt and washer to be used with above. Heat treated and roll-threaded to maintain the 105 ft-lbs of torque during assembly. |
| 99996-M1046 | ALL | 8 | Competition valve spring, 280lb/in, OD 1.34"; coil bind at .970"; assembled. height is 1.720" with a seat pressure of 120lb. Must use competition retainers below. |
| 99996-M1050 | ALL | 8 | Competition steel spring retainer for use with lash pads .150-.180. |
| 99996-M1051 | ALL | 8 | Competition steel spring retainer for use with lash pads .250-.340. |
| 99996-M1052 | ALL | 8 | Competition steel spring retainer for use with lash pads .190-.240. |
| 99996-M1150 | ALL | 8 | Competition aluminum spring retainer for use with lash pads .250-.340. |
| 99996-M1151 | ALL | 8 | Competition aluminum spring retainer for use with lash pads .190-.240. |
| 99996-M1152 | ALL | 8 | Competition aluminum spring retainer for use with lash pads .150-.180. |
| 99996-M1155 | ALL | 8 | L-Series lash pad .150" |
| 99996-M1160 | ALL | 8 | L-Series lash pad .160" |
| 99996-M1170 | ALL | 8 | L-Series lash pad .170" |
| 99996-M1180 | ALL | 8 | L-Series lash pad .180" |
| 99996-M1190 | ALL | 8 | L-Series lash pad .190" |
| 99996-M1200 | ALL | 8 | L-Series lash pad .200" |
| 99996-M1210 | ALL | 8 | L-Series lash pad .210" |
| 99996-M1220 | ALL | 8 | L-Series lash pad .220" |
| 99996-M1230 | ALL | 8 | L-Series lash pad .230" |
| 99996-M1240 | ALL | 8 | L-Series lash pad .240" |
| 99996-M1250 | ALL | 8 | L-Series lash pad .250" |
| 99996-M1260 | ALL | 8 | L-Series lash pad .260" |
| 99996-M1270 | ALL | 8 | L-Series lash pad .270" |
| 99996-M1280 | ALL | 8 | L-Series lash pad .280" |
| 99996-M1290 | ALL | 8 | L-Series lash pad .290" |
| 99996-M1300 | ALL | 8 | L-Series lash pad .300" |
| 99996-M1310 | ALL | 8 | L-Series lash pad .310" |
| 99996-M1320 | ALL | 8 | L-Series lash pad .320" |
| 99996-M1330 | ALL | 8 | L-Series lash pad .330" |
| 99996-M1030 | ALL | 4 | SI stainless steel 43mm intake valve for L-Series. |
| 99996-D1034 | ALL | 4 | SI stainless steel 35mm exhaust valve for L-Series. |
| 99996-N1100 | ALL | 4 | SI stainless steel 44mm intake valve for L-Series. Should be used with 44mm seat below. |
| 99996-N1121 | ALL | 4 | 44mm valve seat for intake of L-Series. |

| PART NO. | YEAR | QTY | DESCRIPTION |
|---------------------|-------|-----|--|
| TRANSMISSION | | | |
| 12310-D1012 | ALL | 1 | Aluminum flywheel, 6061-T6 with 1050 alloy steel, replaceable friction area. SFI certified. 200mm; 10 lbs. 5 bolt. |
| 12310-D1013 | ALL | 1 | Aluminum flywheel, 6061-T6 with 1050 alloy steel, replaceable friction area. SFI certified. 200mm; 10 lbs. L20B. |
| 30210-20111 | ALL | 1 | 200mm heavy duty clutch cover. |
| 99996-D3040 | ALL | 1 | 200mm race clutch disc with solid hub and bronze buttons. |
| 38433-21011 | ALL | 4 | R160 LSD replacement part; friction disc (1.90mm). |
| 38433-21011 | -5/79 | 4 | H165 clutch type LSD replacement part, friction disc; 1.90mm. |
| 99996-C3030 | ALL | 1 | Shift lever aluminum bushing set, replaces rubber units, includes washers and nylock nut. |

BRAKES

| | | | |
|--------------|-------|---|--|
| 41060-510HPP | -8/74 | 1 | Front Hawk HP+ Autocross brake pad set. |
| 44060-14600 | ALL | 2 | Fore brake shoe, Ferodo AM4. |
| 44070-14600 | ALL | 2 | Aft brake shoe, Ferodo AM4. |
| 46200-22141 | ALL | 1 | Stainless steel braided 4-wheel brake line kit, DOT compliant. |

SUSPENSION

| | | | |
|--------------|-----|----|--|
| 99996-10SPCR | ALL | 1 | Aluminum (1.0") spacer set corrects the lower control arm angle when lowered to reduce bump steer. Fits between strut and lower control arm. |
| 99996-6104G | ALL | 2 | Polyurethane bump stop bushing. |
| 99996-D4302 | ALL | 1 | 1.0" front sway bar kit. |
| 99996-D4352 | ALL | 1 | 3/4" adjustable rear sway bar kit. |
| 99996-EG800 | ALL | 16 | Polyurethane sway bar end link bushing. |
| 99996-TCKIT | ALL | 1 | Tension compression kit increases control by eliminating wander under braking. Includes Delrin bushings, aluminum cups, rubber boots, washers, gauge and instructions. |

BODY

| | | | |
|-------------|-----|---|-------------------------|
| 63806-N1600 | ALL | 2 | Bluebird fender emblem. |
|-------------|-----|---|-------------------------|

710 ENGINES

| | | | |
|-------------|-----|---|---|
| 11041-V9182 | ALL | 1 | High compression head for L-Series, 41cc combustion chamber, uses 42mm intake valves and 35mm exhaust valves. |
| 11044-A7651 | ALL | 1 | NISMO composite head gasket for L-Series. 88.5mm bore, 1.5mm compressed thickness. |
| 99996-D1071 | ALL | 1 | Ring set for above piston 84mm bore L16. |
| 12010-P7912 | ALL | 4 | Flat top piston without valve reliefs; 86mm bore for L18/L20B, uses OE ring set. |
| 12010-P7917 | ALL | 4 | Flat top piston without valve reliefs; 87mm bore for L18/L20B, uses OE ring set. |
| 12010-P8612 | ALL | 4 | Euro piston with slight dome; 86mm bore for L18/L20B, uses OE ring set. |
| 12010-P8617 | ALL | 4 | Euro piston with slight dome; 87mm bore for L18/L20B, uses OE ring set. |
| 12100-L24EP | ALL | 4 | Carrillo H beam racing connecting rod. 133mm center-to-center length. |
| 12109-N0100 | ALL | 8 | 9mm connecting rod bolt, L-Series. |

Model 710 510 / 610 / 710

510 / 610 / 710

| PART NO. | YEAR | QTY | DESCRIPTION |
|-------------|------|-----|--|
| 12112-V5201 | ALL | 8 | 9mm connecting rod nut, L-Series. |
| 12111-22010 | ALL | 8 | High performance rod bearing for L16/L18 engines, 0.0585" thickness. |
| 12111-22011 | ALL | 8 | High performance rod bearing for L16/L18 engines, 0.0588" thickness. |
| 12111-22012 | ALL | 8 | High performance rod bearing for L16/L18 engines, 0.0592" thickness. |
| 12111-22013 | ALL | 8 | High performance rod bearing for L16/L18 engines, 0.0580" thickness. |
| 12215-22013 | ALL | 2 | High performance main bearing lower (#1, #5) for L16/L18 engines, 0.0710" thickness. |
| 12215-A7660 | ALL | 4 | High performance main bearing upper or lower (#1, #5) for L20B engines, 0.0720" thickness. |
| 12216-22010 | ALL | 4 | High performance main bearing upper or lower (#1, #5) for L16/L18 engines, 0.0714" thickness. |
| 12216-22011 | ALL | 4 | High performance main bearing upper or lower (#1, #5) for L16/L18 engines, 0.0718" thickness. |
| 12216-22012 | ALL | 4 | High performance main bearing upper or lower (#1, #5) for L16/L18 engines, 0.0722" thickness. |
| 12216-22013 | ALL | 2 | High performance main bearing upper (#1, #5) for L16/L18 engines, 0.0710" thickness. |
| 12231-22010 | ALL | 4 | High performance main bearing upper or lower (#2, #4) for L16/L18 engines, 0.0714" thickness. |
| 12231-22011 | ALL | 4 | High performance main bearing upper or lower (#2, #4) for L16/L18 engines, 0.0718" thickness. |
| 12231-22012 | ALL | 4 | High performance main bearing upper or lower (#2, #4) for L16/L18 engines, 0.0722" thickness. |
| 12231-22014 | ALL | 4 | High performance main bearing upper or lower (#2, #4) for L16/L18 engines, 0.0707" thickness. |
| 12231-A7660 | ALL | 4 | High performance main bearing upper or lower (#2, #4) for L20B engines, 0.0720" thickness. |
| 12247-22010 | ALL | 2 | High performance main bearing upper or lower (center) for L16/L18 engines, 0.0714" thickness. |
| 12247-22011 | ALL | 2 | High performance main bearing upper or lower (center) for L16/L18 engines, 0.0718" thickness. |
| 12247-22012 | ALL | 2 | High performance main bearing upper or lower (center) for L16/L18 engines, 0.0722" thickness. |
| 12247-22013 | ALL | 2 | High performance main bearing upper or lower (center) for L16/L18 engines, 0.0710" thickness. |
| 12247-A7660 | ALL | 2 | High performance main bearing upper or lower (center) for L20B engines, 0.0720" thickness. |
| 13070-N7120 | ALL | 1 | Improved chain tension keeps it out of the oil pan when changing camshafts, for L-Series. |
| 13257-W0300 | ALL | 8 | Rocker arm for L-Series, 1.5:1 ratio. |
| 14002-22010 | ALL | 1 | 50mm dual Mikuni intake manifolds for L-Series 4-cylinder engines. Requires the use of the early style FIA head. |
| 15010-S8000 | ALL | 1 | High volume oil pump for L-Series. 15% greater volume. |

| PART NO. | YEAR | QTY | DESCRIPTION |
|---------------|-------|-----|---|
| 15015-GC020 | ALL | 1 | Oil pump adapter kit allows pump to pull oil directly from the modified oil pan, increases flow by 20%. Replaces the cover assembly and provides for the installation of an oil cooler. Includes pump cover, longer bolts and gasket. Requires 99996-GC003 AN fittings. Can be used with adapter 15238- GC001. |
| 99996-GC003 | ALL | 1 | -12 inlet and -10 outlet AN fittings for above. |
| 15040-21001* | ALL | 1 | Spindle which drives the distributor and oil pump for L-Series. |
| 15043-73400FL | ALL | 1 | Bronze gear for L-Series which drives the oil pump and distributor. A must for sustained high RPM use. Must replace with spindle as a set. |
| 15133-22010 | ALL | 1 | Oil pump pressure spring, outer. For all L-Series oil pumps. Use with OE inner spring or with 15133-E4600. Increases oil pressure. |
| 15133-E4620 | ALL | 1 | Oil pump pressure spring, inner. For all L-Series oil pumps. Use with OE outer spring or with 15133-22010. Increases oil pressure. |
| 16031-22002 | ALL | 1 | Overflow tube, front, for use with SSS intake on L-Series. |
| 16032-A5100 | ALL | 1 | Overflow tube, rear, for use with SSS intake on L-Series. |
| 17520-T5760 | ALL | 1 | Fuel tube for use with SSS intake on L-Series. |
| 22100-U2800 | ALL | 1 | European spec distributor, single point, Hitachi D411-88. Requires L16 distributor support when installed on L18-L20. |
| 22110-U2805 | ALL | 1 | Distributor spring for above, L16. |
| 32202-09500 | ALL | 1 | Roller pilot bearing for L-Series, replaces OE bronze unit. |
| 13024-48000 | ALL | 1 | Early steel OE cam sprocket for L-Series. |
| 13024-E4621 | ALL | 1 | 8 position adjustable cam sprocket for L-Series. From -12° to +9° in 3° increments. |
| 99996-D1018 | ALL | 1 | L4-spec cam for L-Series, 278°/.580" race cam. Use .280" lash pads, comp valve springs and .250-.340 retainers when installing. |
| 99996-D1019 | ALL | 1 | L3-spec cam for L-Series, 300°/.620" race cam. Use .280" lash pads, comp valve springs and .250-.340 retainers when installing. |
| 99996-D1022 | ALL | 1 | L9-spec cam for L-Series, 290°/.490" race cam. Use .160" lash pads, comp valve springs and .150-.180 retainers when installing. |
| 99996-D1023 | ALL | 1 | L7-spec cam for L-Series, 270°/.475" high performance cam. Use .160" lash pads when installing. |
| 99996-D1110 | ALL | 1 | Linkage kit #1 for use with SSS intake on L-Series. |
| 99996-D1125 | ALL | 1 | 44mm dual Mikuni intake manifolds for L-Series 4-cylinder engines. Requires the use of the high compression cylinder head or the SSS head. |
| 99996-D1128C | ALL | 1 | Header gasket for use with SSS intake on L-Series. Square port. |
| 99996-E1060 | 68-79 | 1 | Competition crankshaft damper for the L-Series 4 and 6-cylinder engines. Features heat treated black anodized steel with heat and oil resistant elastomer. Designed to be used with the Z OE water pump (21010-P7589), water pump pulley (21051-E3202), alternator bracket (11710- E3000) and pulley. It will not allow the use of the air pump, A/C nor power steering. Requires special bolt/washer set (99996-E1065.) Fully SFI certified. |
| 99996-E1065 | ALL | 1 | Bolt and washer to be used with above. Heat treated and roll-threaded to maintain the 105 ft-lbs of torque during assembly. |
| 99996-M1046 | ALL | 8 | Competition valve spring, 280lb/in, OD 1.34"; coil bind at .970"; assembled height is 1.720" with a seat pressure of 120lb. Must use competition retainers (see below). |

Model 710 510 / 610 / 710

510 / 610 / 710 /

| PART NO. | YEAR | QTY | DESCRIPTION |
|-------------|------|-----|---|
| 99996-M1050 | ALL | 8 | Competition steel spring retainer for use with lash pads .150-.180. |
| 99996-M1051 | ALL | 8 | Competition steel spring retainer for use with lash pads .250-.340. |
| 99996-M1052 | ALL | 8 | Competition steel spring retainer for use with lash pads .190-.240. |
| 99996-M1150 | ALL | 8 | Competition aluminum spring retainer for use with lash pads .250-.340. |
| 99996-M1151 | ALL | 8 | Competition aluminum spring retainer for use with lash pads .190-.240. |
| 99996-M1152 | ALL | 8 | Competition aluminum spring retainer for use with lash pads .150-.180. |
| 99996-M1155 | ALL | 8 | L-Series lash pad .150" |
| 99996-M1160 | ALL | 8 | L-Series lash pad .160" |
| 99996-M1170 | ALL | 8 | L-Series lash pad .170" |
| 99996-M1180 | ALL | 8 | L-Series lash pad .180" |
| 99996-M1190 | ALL | 8 | L-Series lash pad .190" |
| 99996-M1200 | ALL | 8 | L-Series lash pad .200" |
| 99996-M1210 | ALL | 8 | L-Series lash pad .210" |
| 99996-M1220 | ALL | 8 | L-Series lash pad .220" |
| 99996-M1230 | ALL | 8 | L-Series lash pad .230" |
| 99996-M1240 | ALL | 8 | L-Series lash pad .240" |
| 99996-M1250 | ALL | 8 | L-Series lash pad .250" |
| 99996-M1260 | ALL | 8 | L-Series lash pad .260" |
| 99996-M1270 | ALL | 8 | L-Series lash pad .270" |
| 99996-M1280 | ALL | 8 | L-Series lash pad .280" |
| 99996-M1290 | ALL | 8 | L-Series lash pad .290" |
| 99996-M1300 | ALL | 8 | L-Series lash pad .300" |
| 99996-M1310 | ALL | 8 | L-Series lash pad .310" |
| 99996-M1320 | ALL | 8 | L-Series lash pad .320" |
| 99996-M1330 | ALL | 8 | L-Series lash pad .330" |
| 99996-M1030 | ALL | 4 | SI stainless steel 43mm intake valve for L-Series. |
| 99996-D1034 | ALL | 4 | SI stainless steel 35mm exhaust valve for L-Series. |
| 99996-N1100 | ALL | 4 | SI stainless steel 44mm intake valve for L-Series. Should be used with 44mm seat below. |
| 99996-N1121 | ALL | 4 | 44mm valve seat for intake of L-Series. |

TRANSMISSION

| | | | |
|--------------|-----|---|--|
| 12310-D1012 | ALL | 1 | Aluminum flywheel, 6061-T6 with 1050 alloy steel, replaceable friction area. SFI certified. 200mm; 10 lbs. 5 bolt. |
| 12310-D1013 | ALL | 1 | Aluminum flywheel, 6061-T6 with 1050 alloy steel, replaceable friction area. SFI certified. 200mm; 10 lbs. L20B |
| 30210-20111* | ALL | 1 | 200mm heavy duty clutch cover. |
| 99996-D3040 | ALL | 1 | 200mm race clutch disc with solid hub and bronze buttons. |
| 43015-H7920 | ALL | 1 | Axle baffle designed to keep oil in the differential, required for sustained lateral G-loads. R/H. For H165. |
| 43016-H7920 | ALL | 1 | Axle baffle designed to keep oil in the differential, required for sustained lateral G-loads. L/H. For H165. |

| PART NO. | YEAR | QTY | DESCRIPTION |
|-------------------|------|-----|--|
| BRAKES | | | |
| 44060-14600 | ALL | 2 | Fore brake shoe, Ferodo AM4. |
| 44070-14600 | ALL | 2 | Aft brake shoe, Ferodo AM4. |
| SUSPENSION | | | |
| 99996-D4302 | ALL | 1 | 1.0" front sway bar kit. |
| 99996-TCKIT | ALL | 1 | Tension compression kit increases control by eliminating wander under braking. Includes Delrin bushings, aluminum cups, rubber boots, washers, gauge and instructions. |
| BODY | | | |
| 63806-N1600 | ALL | 2 | Bluebird fender emblem. |

210 / B210 / 1200

210 B210 1200



Model B110 210 / B210 / 1200

210 / B210 / 1200

PART NO. YEAR QTY DESCRIPTION

**B110
ENGINES**

| | | | |
|--------------|-------|---|--|
| 11044-M0822 | ALL | 1 | A-Series NISMO composite head gasket; 79mm bore, 0.8mm thick. |
| 11044-M0823 | ALL | 1 | A-Series NISMO metal head gasket; 80mm bore, 0.6mm thick. |
| 11056-H2301 | ALL | 9 | A-Series head bolt, high grade; torque to 51-54 ft-lbs. |
| 12035-H6201* | ALL | 1 | Ring set for A12, A13, 73.5mm. |
| 12109-H1001* | ALL | 8 | A-Series connecting rod bolt. |
| 12111-25721 | ALL | 8 | A-Series high performance rod bearing. 0.0588". |
| 12111-25722 | ALL | 8 | A-Series high performance rod bearing. 0.0585". |
| 12112-H1000* | ALL | 8 | A-Series connecting rod nut. |
| 12215-H2310 | ALL | 4 | A-Series high performance main bearing. 0.0720" (#1/#5). |
| 12231-H2310 | ALL | 4 | A-Series high performance main bearing. 0.0720" (#2/#4). |
| 12247-H2310 | ALL | 4 | A-Series high performance main bearing. 0.0720" (center). |
| 12247-H2312 | ALL | 4 | A-Series high performance main bearing. 0.0715" (center). |
| 13204-M0820 | ALL | 8 | A-Series NISMO inner spring. Works with OE outer. |
| 13205-H2300 | ALL | 8 | A-Series NISMO spring seat. |
| 13231-78201 | ALL | 8 | Oversize valve lifter (for use with race cams). |
| 13231-M0820 | ALL | 8 | NISMO lightweight valve lifter. |
| 99996-H1031 | ALL | 1 | A-Series racing camshaft (.487"/300°) (Oversize or NISMO lifter only). |
| 13202-H2300* | -7/80 | 4 | 29mm GX exhaust valve for A-Series. |
| 99996-H1100 | -7/80 | 4 | 37mm SI competition intake valve for A-Series. |
| 99996-H1105 | -7/80 | 4 | 37mm intake valve seat for A-Series. |
| 99996-H1110 | -7/80 | 4 | 30mm SI competition exhaust valve. |
| 99996-H1131 | -7/80 | 8 | A-Series aluminum spring retainer for use with dual springs. |
| 99996-H1133 | -7/80 | 8 | A-Series competition valve spring. |
| 99996-H1144 | ALL | 1 | 44mm dual Mikuni intake manifolds for A-series engines. Requires the use of the GX head. |
| 99996-H1150C | ALL | 1 | A-Series header gasket for use with Mikuni intake. |

TRANSMISSION

| | | | |
|-------------|-----|---|--|
| 30210-RS100 | ALL | 1 | NISMO 180mm clutch cover, A-series. |
| 99996-H3040 | ALL | 1 | 180mm race clutch disc with solid hub and bronze buttons, for A-series. |
| 43015-25720 | ALL | 1 | Axle baffle designed to keep oil in the differential, required for sustained lateral g loads. R/H. For H145/150. |



| | | | |
|-------------|-----|---|--|
| 43016-25720 | ALL | 1 | Axle baffle designed to keep oil in the differential, required for sustained lateral g loads. L/H. For H145/150. |
|-------------|-----|---|--|

| PART NO. | YEAR | QTY | DESCRIPTION |
|--------------------|-------|-----|--|
| BRAKES | | | |
| 44060-27720 | -7/76 | 2 | Fore brake shoe, Ferodo AM4. |
| 44070-27720 | -7/76 | 2 | Aft brake shoe, Ferodo AM4. |
| SUSPENSION | | | |
| 99996-6104G | ALL | 2 | Polyurethane bump stop bushing. |
| 99996-EG800 | ALL | 8 | Polyurethane sway bar end link bushing. |
| 99996-H4302 | ALL | 1 | 7/8" front sway bar kit. |
| BODY | | | |
| 99996-70476 | ALL | 2 | 7" round European H4 headlight assembly, includes 55/60W bulb. |
| B210 ENGINE | | | |
| 11044-M0822 | ALL | 1 | A-Series NISMO composite head gasket; 79mm bore, 0.8mm thick. |
| 11044-M0823 | ALL | 1 | A-Series NISMO metal head gasket; 80mm bore, 0.6mm thick. |
| 11056-H2301 | ALL | 9 | A-Series head bolt, high grade; torque to 51-54 ft-lbs. |
| 12035-H6201* | ALL | 1 | Ring set for A12, A13, 73.5mm. |
| 12109-H1001* | ALL | 8 | A-Series connecting rod bolt. |
| 12112-H1000* | ALL | 8 | A-Series connecting rod nut. |
| 12111-25721 | ALL | 8 | A-Series high performance rod bearing. 0.0588". |
| 12111-25722 | ALL | 8 | A-Series high performance rod bearing. 0.0585". |
| 12215-H2310 | ALL | 4 | A-Series high performance main bearing. 0.0720" (#1/#5). |
| 12231-H2310 | ALL | 4 | A-Series high performance main bearing. 0.0720" (#2/#4). |
| 12247-H2310 | ALL | 4 | A-Series high performance main bearing. 0.0720" (center). |
| 12247-H2312 | ALL | 4 | A-Series high performance main bearing. 0.0715" (center). |
| 13202-H2300* | -7/80 | 4 | 29mm GX exhaust valve for A-Series. |
| 13204-M0820 | ALL | 8 | A-Series NISMO inner spring. Works with OE outer. |
| 13205-H2300 | ALL | 8 | A-Series NISMO spring seat. |
| 13231-78201 | ALL | 8 | Oversize valve lifter (for use with race cams). |
| 13231-M0820 | ALL | 8 | NISMO lightweight valve lifter. |
| 99996-H1031 | ALL | 1 | A-Series racing camshaft (.487"/300°)(Oversize or NISMO lifter only). |
| 99996-H1100 | -7/80 | 4 | 37mm SI competition intake valve for A-Series. |
| 99996-H1105 | -7/80 | 4 | 37mm intake valve seat for A-Series. |
| 99996-H1110 | -7/80 | 4 | 30mm SI competition exhaust valve. |
| 99996-H1131 | -7/80 | 8 | A-Series aluminum spring retainer for use with dual springs. |
| 99996-H1133 | -7/80 | 8 | A-Series competition valve spring. |
| 99996-H1144 | ALL | 1 | 44mm dual Mikuni intake manifolds for A-series engines. Requires the use of the GX head. |
| 99996-H8000 | ALL | 1 | 4 into 1 race header for A13-A15, 1.5" primary diameter, chrome plated; requires special header gasket 99996-H1150C. |
| 99996-H1150C | ALL | 1 | A-Series header gasket for use with Mikuni intake. |

210 / B210 / 1200

Model B210/B310 210 / B210 / 1200

210 / B210 / 1200

| PART NO. | YEAR | QTY | DESCRIPTION |
|----------|------|-----|-------------|
|----------|------|-----|-------------|

TRANSMISSION

| | | | |
|-------------|-----|---|--|
| 30210-RS100 | ALL | 1 | NISMO 180mm clutch cover, A-series. |
| 99996-H3040 | ALL | 1 | 180mm race clutch disc with solid hub and bronze buttons, for A-series. |
| 43015-25720 | ALL | 1 | Axle baffle designed to keep oil in the differential, required for sustained lateral G-loads. R/H. For H145/150. |
| 43016-25720 | ALL | 1 | Axle baffle designed to keep oil in the differential, required for sustained lateral G-loads. L/H. For H145/150. |

BRAKES

| | | | |
|-------------|-------|---|---|
| 44060-27720 | -7/76 | 2 | Fore brake shoe, Ferodo AM4. |
| 44070-27720 | -7/76 | 2 | Aft brake shoe, Ferodo AM4. |
| 44100-Q1100 | 8/76- | 2 | 15/16" wheel cylinder. |
| 99996-K7000 | ALL | 1 | Front Ferodo DP11 racing brake pad set. |

SUSPENSION

| | | | |
|-------------|-----|---|--|
| 54302-H5020 | ALL | 1 | NISMO Tokico front strut with adjustable spring perch, +/- 35mm R/H. |
| 54303-H5020 | ALL | 1 | NISMO Tokico front strut with adjustable spring perch, +/- 35mm L/H. |
| 99996-6104G | ALL | 2 | Polyurethane bump stop bushing. |
| 99996-EG800 | ALL | 8 | Polyurethane sway bar end link bushing. |
| 99996-TCKIT | ALL | 1 | Tension compression kit increases control by eliminating wander under braking. Includes Delrin bushings, aluminum cups, rubber boots, washers, gauge and instructions. |

BODY

| | | | |
|-------------|-----|---|--|
| 99996-70476 | ALL | 2 | 7" round European H4 headlight assembly, includes 55/60W bulb. |
|-------------|-----|---|--|

B310

ENGINE

| | | | |
|--------------|-------|---|--|
| 11044-M0822 | ALL | 1 | A-Series NISMO composite head gasket; 79mm bore, 0.8mm thick. |
| 11044-M0823 | ALL | 1 | A-Series NISMO metal head gasket; 80mm bore, 0.6mm thick. |
| 11056-H2301 | ALL | 9 | A-Series head bolt, high grade; torque to 51-54 ft-lbs. |
| 12109-H1001* | ALL | 8 | A-Series connecting rod bolt. |
| 12112-H1000* | ALL | 8 | A-Series connecting rod nut. |
| 12111-25721 | ALL | 8 | A-Series high performance rod bearing. 0.0588". |
| 12111-25722 | ALL | 8 | A-Series high performance rod bearing. 0.0585". |
| 12215-H2310 | ALL | 4 | A-Series high performance main bearing. 0.0720" (#1/#5). |
| 12231-H2310 | ALL | 4 | A-Series high performance main bearing. 0.0720" (#2/#4). |
| 12247-H2310 | ALL | 4 | A-Series high performance main bearing. 0.0720" (center). |
| 12247-H2312 | ALL | 4 | A-Series high performance main bearing. 0.0715" (center). |
| 13204-M0820 | ALL | 8 | A-Series NISMO inner spring. Works with OE outer. |
| 13205-H2300 | ALL | 8 | A-Series NISMO spring seat. |
| 13231-78201 | ALL | 8 | Oversize valve lifter (for use with race cams). |
| 13231-M0820 | ALL | 8 | NISMO lightweight valve lifter. |
| 99996-H1031 | ALL | 1 | A-Series racing camshaft (.487"/300°) (Oversize or NISMO lifter only). |
| 13202-H2300* | -7/80 | 4 | 29mm GX exhaust valve for A-Series. |


| PART NO. | YEAR | QTY | DESCRIPTION |
|--------------|-------|-----|--|
| 99996-H1100 | -7/80 | 4 | 37mm SI competition intake valve for A-Series. |
| 99996-H1105 | -7/80 | 4 | 37mm intake valve seat for A-Series. |
| 99996-H1110 | -7/80 | 4 | 30mm SI competition exhaust valve. |
| 99996-H1131 | -7/80 | 8 | A-Series aluminum spring retainer for use with dual springs. |
| 99996-H1133 | -7/80 | 8 | A-Series competition valve spring. |
| 99996-H1144 | ALL | 1 | 44mm dual Mikuni intake manifolds for A-series engines. Requires the use of the GX head. |
| 99996-H8000 | ALL | 1 | 4 into 1 race header for A13-A15, 1.5" primary diameter, chrome plated; requires special header gasket 99996-H1150C. |
| 99996-H1150C | ALL | 1 | A-series header gasket for use with Mikuni intake. |

TRANSMISSION

| | | | |
|-------------|-------|---|--|
| 30210-RS100 | ALL | 1 | NISMO 180mm clutch cover, A-series. |
| 99996-H3040 | ALL | 1 | 180mm race clutch disc with solid hub and bronze buttons, for A-series. |
| 43015-25720 | ALL | 1 | Axle baffle designed to keep oil in the differential, required for sustained lateral G-loads. R/H. For H145/150. |
| 43016-25720 | ALL | 1 | Axle baffle designed to keep oil in the differential, required for sustained lateral G-loads. L/H. For H145/150. |
| 44100-Q1100 | 8/76- | 2 | 15/16" wheel cylinder. |
| 99996-K7000 | ALL | 1 | Front Ferodo DP11 racing brake pad set. |
| 54302-H5020 | ALL | 1 | NISMO Tokico front strut with adjustable spring perch, +/- 35mm R/H. |
| 54303-H5020 | ALL | 1 | NISMO Tokico front strut with adjustable spring perch, +/- 35mm L/H. |
| 99996-6104G | ALL | 2 | Polyurethane bump stop bushing. |
| 99996-EG800 | ALL | 8 | Polyurethane sway bar end link bushing. |
| 99996-H4303 | ALL | 1 | 1.0" front sway bar kit. |

BODY

| | | | |
|-------------|-----|---|--|
| 99996-70476 | ALL | 2 | 7" round European H4 headlight assembly, includes 55/60W bulb. |
|-------------|-----|---|--|



Trucks

Frontier / Pathfinder /
Xterra / Titan

TRUCKS / FRONTIER /
PATHFINDER / XTERRA / TITAN

Model 521/620/720 TRUCKS / FRONTIER / PATHFINDER / XTERRA / TITAN

PART NO. YEAR QTY DESCRIPTION

521

ENGINE

| | | | |
|-------------|-----|---|--|
| 521 | | | FOR L16 ENGINE PARTS, SEE MODEL PL510 STARTING ON PAGE 74. |
| 99996-N1121 | ALL | 4 | 44mm valve seat for intake of L-Series. |

TRANSMISSION

| | | | |
|-------------|-------|---|---|
| 30210-20111 | -9/73 | 1 | 200mm heavy duty clutch cover. |
| 99996-D3040 | -9/73 | 1 | 200mm race clutch disc with solid hub and bronze buttons. |

SUSPENSION

| | | | |
|-------------|-----|---|-------------------------------------|
| 99996-T1450 | ALL | 1 | 2 stage front torsion bar set, 2WD. |
| 99996-W4101 | ALL | 2 | Rancho front shock (13.25"/8.69"). |

620

ENGINE

| | | | |
|-----|--|--|--|
| 620 | | | FOR L16, L18 AND L20B ENGINE PARTS, SEE MODEL PL610 STARTING ON PAGE 82. |
|-----|--|--|--|

TRANSMISSION

| | | | |
|--------------|-------------|---|--|
| 12310-D1012 | -9/73 | 1 | Aluminum flywheel, 6061-T6 with 1050 alloy steel, replaceable friction area. SFI certified. 200mm; 10 lbs. 5 bolt. |
| 12310-F1011 | 10/73- | 1 | Aluminum flywheel, 6061-T6 with 1050 alloy steel, replaceable friction area. SFI certified. 225mm; 10 lbs. |
| 30210-20111* | -9/73 | 1 | 200mm heavy duty clutch cover. |
| 99996-225DF | 10/73-10/82 | 1 | Centerforce dual friction 225mm clutch cover and disc set for all S13 and S14. |
| 99996-D3040 | -9/73 | 1 | 200mm race clutch disc with solid hub and bronze buttons. |
| 99996-E3040 | 10/73-10/82 | 1 | 225mm race clutch disc with solid hub and bronze buttons. |

BRAKES

| | | | |
|--------------|------------|---|---|
| 41060-HB169N | 8/77-12/82 | 1 | Front Hawk HP+ Autocross brake pad set. |
| 99996-E7016M | 8/77-12/82 | 1 | Front Axxis Metal Master brake pad set. |

SUSPENSION

| | | | |
|-------------|-----|---|-------------------------------------|
| 99996-T1450 | ALL | 1 | 2 stage front torsion bar set, 2WD. |
| 99996-W4101 | ALL | 2 | Rancho front shock (13.25"/8.69"). |

720

ENGINE

| | | | |
|-----|--|--|---|
| 720 | | | FOR L20B ENGINE PARTS, SEE MODEL A10 STARTING ON PAGE 78. |
| | | | FOR NAPS-Z Z20, Z22 ENGINE PARTS, SEE MODEL S110 STARTING ON PAGE 38. |
| | | | FOR NAPS-Z Z24 ENGINE PARTS, SEE MODEL D21 ON PAGE 99. |

| PART NO. | YEAR | QTY | DESCRIPTION |
|---------------------|-------------|-----|---|
| TRANSMISSION | | | |
| 12310-F1011 | 10/73- | 1 | Aluminum flywheel, 6061-T6 with 1050 alloy steel, replaceable friction area. SFI certified. 225mm; 10 lbs. |
| 12310-F1011 | 10/73- | 1 | Aluminum flywheel, 6061-T6 with 1050 alloy steel, replaceable friction area. SFI certified. 225mm; 10 lbs. |
| 30210-20111 | -9/73 | 1 | 200mm heavy duty clutch cover. |
| 99996-D3040 | -9/73 | 1 | 200mm race clutch disc with solid hub and bronze buttons. |
| 99996-E3045 | 11/82- | 1 | 240mm race clutch disc with solid hub and bronze buttons. |
| 99996-E3040 | 10/73-10/82 | 1 | 225mm race clutch disc with solid hub and bronze buttons. |
| 99996-225DF | 10/73-10/82 | 1 | Centerforce dual friction 225mm clutch cover and disc set for all S13 & S14. |
| 99996-240DF | 11/82- | 1 | Centerforce dual friction 240mm clutch cover and disc set. |
| 38100-C6500 | 7/83- | 1 | C200 ring and pinion, 3.889, 10mm ring gear bolt. 4-cylinder 4x4 only. |
| 38100-R8160 | 7/83- | 1 | C200 ring and pinion, 4.375, 10mm ring gear bolt. 4-cylinder 4x4 only. |
| 38100-U3400 | ALL | 1 | R180 ring and pinion, 4.111; 180mm OD, 115mm ID, 10mm bolt, truck front differential. |
| 99996-T3011 | ALL | 1 | H190AL/ML Detroit Locker differential, 3/8" ring gear bolt. |
| BRAKES | | | |
| 41060-HB169N | 8/77-12/82 | 1 | Front Hawk HP+ Autocross brake pad set. |
| 99996-E7016M | 8/77-12/82 | 1 | Front Axxis Metal Master brake pad set. |
| SUSPENSION | | | |
| 99996-3101G | ALL | 1 | Polyurethane front control arm bushing set, all 2WD. 4WD from 1/83+. |
| 99996-EG800 | ALL | 8 | Polyurethane sway bar end link bushing. |
| 99996-T1420 | -12/82 | 1 | 2 stage front torsion bar set, 4WD. |
| 99996-T1450 | ALL | 1 | 2 stage front torsion bar set, 2WD. |
| 99996-W4101 | ALL | 2 | Rancho front shock (13.25"/8.69"). |
| D21 ENGINE | | | |
| 11121-KA241 | -8/97 | 1 | Oil pan gasket, improved style; KA24E. |
| 11210-RS910 | ALL | 2 | Hard rubber engine mount, VG30 only. |
| 11320-RS910 | ALL | 1 | Hard rubber transmission mount; VG30 with 4WD only. |
| 12010-40F72 | -8/97 | 4 | Flat top piston for KA24E, 89.5mm bore, increases compression ratio from 8.6:1 to 9.1:1. For D21 use OE 240SX connecting rod 12100-53F00. |
| 12010-40F73 | -8/97 | 4 | Flat top piston for KA24E, 90mm bore, increases compression ratio from 8.6:1 to 9.1:1. For D21 use OE 240SX connecting rod 12100-53F00. |
| 12010-KA243S | -8/97 | 1 | Forged racing piston set, KA24E; 90mm bore, for use with racing connecting rod 12100-40FGT. |
| 12032-58S00* | -8/97 | 8 | Circlip for above pistons (KA24E). |
| 12010-Z2440 | ALL | 4 | High performance piston for NAP-Z24, 90mm bore. Uses stock ring set. |
| 12036-53F03 | -8/97 | 1 | Ring set for KA24E (89.5mm). |
| 12038-KA243 | -8/97 | 1 | Ring set for above piston set; KA24E, 90mm. |
| 12109-N0100 | ALL | 8 | 9mm connecting rod bolt, NAPS-Z series. |
| 12112-V5201 | ALL | 8 | 9mm connecting rod nut, NAPS-Z series. |

**TRUCKS / FRONTIER /
PATHFINDER / XTERRA / TITAN**

Model D21 TRUCKS / FRONTIER / PATHFINDER / XTERRA / TITAN

| PART NO. | YEAR | QTY | DESCRIPTION |
|---------------|-------|-----|---|
| 12111-22010 | ALL | 8 | High performance rod bearing for NAPS-Z engines, 0.0585" thickness. |
| 12111-22011 | ALL | 8 | High performance rod bearing for NAPS-Z engines, 0.0588" thickness. |
| 12111-22012 | ALL | 8 | High performance rod bearing for NAPS-Z engines, 0.0592" thickness. |
| 12111-22013 | ALL | 8 | High performance rod bearing for NAPS-Z engines, 0.0580" thickness. |
| 12215-22013 | ALL | 2 | High performance main bearing lower (#1, #5) for NAPS-Z engines, 0.0710" thickness. |
| 12216-22010 | ALL | 4 | High performance main bearing upper or lower (#1, #5) for NAPS-Z engines, 0.0714" thickness. |
| 12216-22011 | ALL | 4 | High performance main bearing upper or lower (#1, #5) for NAPS-Z engines, 0.0718" thickness. |
| 12216-22012 | ALL | 4 | High performance main bearing upper or lower (#1, #5) for NAPS-Z engines, 0.0722" thickness. |
| 12216-22013 | ALL | 2 | High performance main bearing upper (#1, #5) for NAPS-Z engines, 0.0710" thickness. |
| 12231-22010 | ALL | 4 | High performance main bearing upper or lower (#2, #4) for NAPS-Z engines, 0.0714" thickness. |
| 12231-22011 | ALL | 4 | High performance main bearing upper or lower (#2, #4) for NAPS-Z engines, 0.0718" thickness. |
| 12231-22012 | ALL | 4 | High performance main bearing upper or lower (#2, #4) for NAPS-Z engines, 0.0722" thickness. |
| 12231-22014 | ALL | 4 | High performance main bearing upper or lower (#2, #4) for NAPS-Z engines, 0.0707" thickness. |
| 12247-22010 | ALL | 2 | High performance main bearing upper or lower (center) for NAPS-Z engines, 0.0714" thickness. |
| 12247-22011 | ALL | 2 | High performance main bearing upper or lower (center) for NAPS-Z engines, 0.0718" thickness. |
| 12247-22012 | ALL | 2 | High performance main bearing upper or lower (center) for NAPS-Z engines, 0.0722" thickness. |
| 12247-22013 | ALL | 2 | High performance main bearing upper or lower (center) for NAPS-Z engines, 0.0710" thickness. |
| 13001-07P80 | ALL | 1 | European spec camshaft for VG30ET; .392/264°. R/H. |
| 13061-07P80 | ALL | 1 | European spec camshaft for VG30ET; .392/264°. L/H. |
| 99996-V262J | ALL | 1 | High performance camshaft set for VG30I, VG30E, VG33B; .430"/262°. |
| 13020-40F00B | -8/97 | 1 | Camshaft billet, unground lobes, for KA24E. |
| 13020-40F00R4 | -8/97 | 1 | Camshaft for KA24E, 270°/.402" intake and exhaust, race cam. |
| 13020-40F00R5 | -8/97 | 1 | Camshaft for KA24E, 288°/.550" intake 292°/.563" exhaust, hot race cam. Requires significant parts modification. |
| 13020-40F00R6 | -8/97 | 1 | Camshaft for KA24E, 248°/.422" intake 256°/.422" exhaust, mild performance cam. |
| 99996-D1017 | ALL | 1 | High performance camshaft for NAPS-Z .406"/272°. |
| 13024-KA24R | -8/97 | 1 | Modified cam sprocket for use with KA24E, includes selection of offset bushings to adjust cam timing. Use with OE cam chain only. |
| 13070-N7120 | ALL | 1 | Special chain tension stays in the sleeve when changing camshafts. NAPS-Z. |
| 13202-KA24R | -8/97 | 4 | 40mm stainless steel exhaust valve for KA24E. |

| PART NO. | YEAR | QTY | DESCRIPTION |
|---------------|-------|-----|--|
| 14003-V6501 | ALL | 1 | Intake manifold for use with 2 barrel carburetor for VG30E and VG33E. Requires IC V6 distributor. |
| 15040-40F00* | -8/97 | 1 | Spindle which drives the distributor and oil pump for KA24E. |
| 15043-40F00FL | -8/97 | 1 | Bronze gear for KA24E which drives the oil pump and distributor. A must for sustained high RPM use. Must replace with spindle as a set. |
| 15043-73400FL | ALL | 1 | Bronze gear for NAPS-Z which drives the oil pump and distributor. A must for sustained high RPM use. Must replace with new spindle as a set. |
| 32202-09500 | ALL | 1 | Roller pilot bearing for NAPS-Z, replaces OE bronze unit. |
| 99996-D21AC | ALL | 1 | K&N cone air filter kit for D21 and WD21 with VG30E. |
| 99996-VG302 | -8/89 | 1 | High performance header set for D21 with VG30I; chrome plated, 1.5" primary diameter. 4x4 with manual transmission only. |

TRANSMISSION

| | | | |
|--------------|-----------|---|---|
| 99996-240DF | 11/82- | 1 | Centerforce dual friction 240mm clutch cover and disc set for all 4-cylinder. |
| 99996-E3045 | ALL | 1 | 240mm race clutch disc with solid hub and bronze buttons, 4-cylinder only. |
| 99996-250DF1 | ALL | 1 | Centerforce dual friction 250mm clutch cover for all 6-cylinder. |
| 38100-08G10 | -6/86 | 1 | R180A ring and pinion, 4.875, 11mm ring gear bolt, truck front differential. 4-cylinder only. |
| 38420-U3010 | -6/86 | 1 | R180A clutch type limited slip, 45ft.lb break away torque, 11mm ring gear. bolt, for truck front differential; 4-cylinder only. |
| 38100-V7170 | 1/86- | 1 | H190A ring and pinion, 4.625, 12mm ring gear bolt. B group, 2WD 4-cylinder only. Requires 3mm ring gear spacer 99996-T3003. |
| 38100-V7200 | 1/86- | 1 | H190A ring and pinion, 4.375, 12mm ring gear bolt. B group, 2WD 4-cylinder only. Requires 3mm ring gear spacer 99996-T3003. |
| 38100-V7300 | 1/86- | 1 | H190A ring and pinion, 4.111, 12mm ring gear bolt. B group, 2WD 4-cylinder only. Requires 3mm ring gear spacer 99996-T3003. |
| 38100-V7400 | 1/86- | 1 | H190A ring and pinion, 4.875, 12mm ring gear bolt. C group, 2WD 4-cylinder only. |
| 99996-T3011 | -1/86 | 1 | H190AL/ML Detroit Locker differential, 3/8" ring gear bolt. 2WD only. |
| 38100-C6500 | -4/86 | 1 | C200 ring and pinion, 3.889, 10mm ring gear bolt. 4-cylinder 4x4 only. |
| 38100-F5700 | 4/88-1/92 | 1 | C200 ring and pinion, 4.875, 12mm ring gear bolt. 4-cylinder 4x4 only. |
| 38100-F5800 | 4/88-1/92 | 1 | C200 ring and pinion, 5.143, 12mm ring gear bolt. 4-cylinder 4x4 only. |
| 38100-R8160 | -4/86 | 1 | C200 ring and pinion, 4.375, 10mm ring gear bolt. 4-cylinder 4x4 only. |
| 38100-F5700 | 4/86- | 1 | R200A ring and pinion, 4.875, 10mm ring gear bolt. V6 truck front differential. |
| 38100-F5800 | 4/86- | 1 | R200A ring and pinion, 5.143, 10mm ring gear bolt. V6 truck front differential. |
| 38100-06J10 | 1/92- | 1 | H233B ring and pinion, 4.875, 12mm ring gear bolt, 4x4 4-cylinder. |
| 38100-06J10 | 8/89- | 1 | H233B ring and pinion, 4.875, 12mm ring gear bolt, V6 only. |
| 38100-07J71 | 1/92- | 1 | H233B ring and pinion, 5.143, 12mm ring gear bolt, 4x4 4-cylinder. |
| 38100-07J71 | 8/89- | 1 | H233B ring and pinion, 5.143, 12mm ring gear bolt, V6 only. |
| 38100-S9600 | 6/86-8/89 | 1 | H233B ring and pinion, 4.875, 12mm ring gear bolt, V6 only. |
| 38100-S9710 | 6/86-8/89 | 1 | H233B ring and pinion, 5.143, 12mm ring gear bolt, V6 only. |


BRAKES

| | | | |
|--------------|-----|---|---|
| 99996-R7011M | ALL | 1 | Front Axxis Metal Master brake pad set, V6 and 4x4. |
|--------------|-----|---|---|

**TRUCKS / FRONTIER /
 PATHFINDER / XTERRA / TITAN**

Model D21 TRUCKS / FRONTIER / PATHFINDER / XTERRA / TITAN

| PART NO. | YEAR | QTY | DESCRIPTION |
|-------------------|------|-----|---|
| SUSPENSION | | | |
| 54560-RS910 | ALL | 2 | Hard rubber front lower control arm bushing. |
| 99996-2102G | ALL | 1 | Polyurethane rear spring bushing set, 4x4. |
| 99996-2103G | ALL | 1 | Polyurethane rear spring bushing set, 2WD. |
| 99996-7104G | ALL | 1 | Polyurethane tension rod bushing set. |
| 99996-D21BF2 | ALL | 1 | 1.0" front sway bar kit, 2WD only. |
| 99996-D21BR4 | ALL | 1 | 7/8" rear sway bar kit, 4WD only. |
| 99996-D21SK1 | ALL | 1 | Steering stabilizer kit includes stabilizer, mounting pin, all hardware and bushings. Requires the use of steering cross rod originally equipped with mounting ears. 2WD. |
| 99996-D21SK2 | ALL | 1 | Steering stabilizer kit includes stabilizer, mounting pin, all hardware and bushings. Requires the use of steering cross rod originally equipped with mounting ears. 4WD. |
| 99996-EG800 | ALL | 8 | Polyurethane sway bar end link bushing. |
| 99996-T1440 | ALL | 1 | 2 stage front torsion bar set, 2WD. |
| 99996-T1456 | ALL | 1 | 26.5mm front torsion bar set, 4WD only. |
| 99996-W4101 | ALL | 2 | Rancho front shock (13.25"/8.69"). |
| 99996-T5040 | ALL | 1 | Single leaf spring conversion, for 4x4 only. Reduces load capacity but gives better compliance over rough terrain. |



| | | | |
|-------------|-------|---|--|
| 99996-T6028 | -1/92 | 1 | Aluminum bolt-on differential skid plate, 4-cylinder only. |
|-------------|-------|---|--|



| PART NO. | YEAR | QTY | DESCRIPTION |
|-------------------|------|-----|--|
| D22 ENGINE | | | |
| 99996-D22V6 | ALL | 1 | K&N cone air filter kit for D22 and WD22 with VG33E. |
| 99996-V262J | ALL | 1 | High performance camshaft set for VG30I, VG30E, VG33B; .430"/262°. |
| 11041-KA24D | 98+ | 1 | CNC ported cylinder head, plain, KA24DE. As used in CORR and SCCA GT3. |



| | | | |
|-------------|-----|---|--|
| 99996-KAML1 | 98+ | 1 | Dual-draft carburetor manifold, KA24DE |
|-------------|-----|---|--|



TRANSMISSION

| | | | |
|--------------|--------|---|--|
| 99996-E3045 | ALL | 1 | 240mm race clutch disc with solid hub and bronze buttons, 4-cylinder only. |
| 99996-240DF | 11/82- | 1 | Centerforce dual friction 240mm clutch cover and disc set for all 4-cylinder. |
| 99996-250DF1 | ALL | 1 | Centerforce dual friction 250mm clutch cover for all 6-cylinder. |
| 38100-08G10 | ALL | 1 | R180A ring and pinion, 4.875, 11mm ring gear bolt, truck front differential. 4-cylinder only. |
| 38420-U3010 | ALL | 1 | R180A clutch type limited slip, 45ft.lb break away torque, 11mm ring gear bolt, for truck front differential; 4-cylinder only. |
| 38100-V7170 | ALL | 1 | H190A ring and pinion, 4.625, 12mm ring gear bolt. B group, 2WD 4-cylinder only. Requires 3mm ring gear spacer 99996-T3003. |
| 38100-V7200 | ALL | 1 | H190A ring and pinion, 4.375, 12mm ring gear bolt. B group, 2WD 4-cylinder only. Requires 3mm ring gear spacer 99996-T3003. |
| 38100-V7300 | ALL | 1 | H190A ring and pinion, 4.111, 12mm ring gear bolt. B group, 2WD 4-cylinder only. Requires 3mm ring gear spacer 99996-T3003. |
| 38100-V7400 | ALL | 1 | H190A ring and pinion, 4.875, 12mm ring gear bolt. C group, 2WD 4-cylinder only. Requires 7mm ring gear spacer 99996-T3007. |
| 38100-F5700 | ALL | 1 | C200 ring and pinion, 4.875, 12mm ring gear bolt. 4-cylinder 4x4 only and 2WD King Cab with A/T. |
| 38100-F5800 | ALL | 1 | C200 ring and pinion, 5.143, 12mm ring gear bolt. 4-cylinder 4x4 only and 2WD King Cab with A/T. |
| 38100-F5700 | ALL | 1 | R200A ring and pinion, 4.875, 10mm ring gear bolt. V6 truck front differential. |
| 38100-F5800 | ALL | 1 | R200A ring and pinion, 5.143, 10mm ring gear bolt. V6 truck front differential. |
| 38100-06J10 | ALL | 1 | H233B ring and pinion, 4.875, 12mm ring gear bolt, 4x4 V6. |
| 38100-07J71 | ALL | 1 | H233B ring and pinion, 5.143, 12mm ring gear bolt, 4x4 V6. |

Model D22/WD21 TRUCKS / FRONTIER / PATHFINDER / XTERRA / TITAN

PART NO. YEAR QTY DESCRIPTION

SUSPENSION

| | | | |
|-------------|-----|---|--|
| 99996-T1447 | ALL | 1 | 26.5mm front torsion bar set, V6 only. |
| 99996-T1448 | ALL | 1 | 26.5mm front torsion bar set, 4-cylinder only. |
| 99996-W4101 | ALL | 2 | Rancho front shock (13.25"/8.69"). |

BODY

| | | | |
|-------------|-------|---|---|
| F5100-VK5MM | 01-03 | 1 | Hood with duct opening, ready to paint. |
|-------------|-------|---|---|



| | | | |
|-------------|-------|---|--|
| 65840-VK500 | 01-03 | 1 | Hood insulator for above. |
| 65852-VK503 | 01-03 | 1 | Hood duct for above, ready to paint. |
| F5852-DB001 | 01-03 | 1 | Optional carbon fiber insert for duct above. |

WD21

ENGINE

| | | | |
|-------------|-------|---|---|
| 11210-RS910 | ALL | 1 | NISMO hard rubber engine mount. VG30 Pathfinder only. |
| 11320-RS910 | ALL | 1 | Hard rubber transmission mount; VG30 with 4WD ONLY. |
| 13001-07P80 | ALL | 1 | European spec camshaft for VG30ET; .392/264°. R/H. |
| 13061-07P80 | ALL | 1 | European spec camshaft for VG30ET; .392/264°. L/H. |
| 99996-V262J | ALL | 1 | High performance camshaft set for VG30I, VG30E, VG33B; .430"/262°. |
| 14003-V6501 | ALL | 1 | Intake manifold for use with 2 barrel carburetor for VG30E and VG33E. Requires IC V6 distributor. |
| 14003-V6501 | ALL | 1 | Intake manifold for use with 2 barrel carburetor for VG30E and VG33E. Requires IC V6 distributor. |
| 99996-D21AC | ALL | 1 | K&N cone air filter kit for D21 and WD21 with VG30E. |
| 99996-VG302 | -8/89 | 1 | High performance header set for WD21 with VG30I; chrome plated, 1.5" primary diameter. 4x4 with manual transmission only. |
| 99996-14373 | 8/89- | 1 | Borla cat back exhaust system for WD21; 2" diameter, 3" tips. |

TRANSMISSION

| | | | |
|--------------|--------|---|---|
| 11320-RS910 | ALL | 1 | NISMO hard rubber transmission mount. VG30 Pathfinder only. |
| 99996-240DF | 11/82- | 1 | Centerforce dual friction 240mm clutch cover and disc set for all 4-cylinder. |
| 99996-E3045 | ALL | 1 | 240mm race clutch disc with solid hub and bronze buttons, 4-cylinder only. |
| 99996-250DF1 | ALL | 1 | Centerforce dual friction 250mm clutch cover for all 6-cylinder. |
| 38100-06J10 | 8/89- | 1 | H233B ring and pinion, 4.875, 12mm ring gear bolt, V6 only. |
| 38100-07J71 | 8/89- | 1 | H233B ring and pinion, 5.143, 12mm ring gear bolt, V6 only. |

TRUCKS / FRONTIER /
PATHFINDER / XTERRA / TITAN

| PART NO. | YEAR | QTY | DESCRIPTION |
|----------|------|-----|-------------|
|----------|------|-----|-------------|

BRAKES

| | | | |
|--------------|-----|---|---|
| 46200-22083 | ALL | 1 | Stainless steel braided 4-wheel brake line kit, DOT compliant. For use on trucks with 4-wheel disc. |
| 99996-D3077M | ALL | 1 | Rear Axxis Metal Master brake pad set. |
| 99996-R7011M | ALL | 1 | Front Axxis Metal Master brake pad set. |

SUSPENSION

| | | | |
|--------------|-------|---|---|
| 54560-RS910 | ALL | 2 | Hard rubber front lower control arm bushing. |
| 55045-RS910 | ALL | 4 | Hard rubber rear lower link bushing. |
| 999996-7104G | ALL | 1 | Polyurethane tension rod bushing set. |
| 99996-D21SK2 | ALL | 1 | Steering stabilizer kit includes stabilizer, mounting pin, all hardware and bushings. Requires the use of steering cross rod originally equipped with mounting ears. 4WD. |
| 99996-EG800 | ALL | 8 | Polyurethane sway bar end link bushing. |
| 99996-T6028 | -1/92 | 1 | Aluminum bolt-on differential skid plate, 4-cylinder only. |
| 99996-W4050 | -7/87 | 1 | 1.0" front sway bar kit, 4WD only. |
| 99996-W4101 | ALL | 2 | Rancho front shock (13.25"/8.69"). |
| 99996-W4500 | ALL | 1 | Rear spring set, +1.0" lift, 222lb/in. |

BODY

| | | | |
|-------------|-----|---|--|
| 90450-41G12 | ALL | 2 | Heavy duty tailgate strut. |
| B6010-88G00 | ALL | 1 | European spec right headlight assembly, includes 55/60W H4 bulb. |
| B6060-88G00 | ALL | 1 | European spec left headlight assembly, includes 55/60W H4 bulb. |

R50

BRAKES

| | | | |
|--------------|-----|---|---|
| 41060-HB326N | ALL | 1 | Front Hawk HP+ Autocross brake pad set. |
|--------------|-----|---|---|

WD22

ENGINE

| | | | |
|-------------|-----|---|---|
| 14003-V6501 | ALL | 1 | Intake manifold for use with 2 barrel carburetor for VG30E and VG33E. Requires IC V6 distributor. |
| 99996-V262J | ALL | 1 | High performance camshaft set for VG30I, VG30E, VG33B. 430"/262°. |

TRANSMISSION

| | | | |
|--------------|--------|---|---|
| 99996-240DF | 11/82- | 1 | Centerforce dual friction 240mm clutch cover and disc set for all 4-cylinder |
| 99996-E3045 | ALL | 1 | 240mm race clutch disc with solid hub and bronze buttons, 4-cylinder only. |
| 99996-250DF1 | ALL | 1 | Centerforce dual friction 250mm clutch cover for all 6-cylinders. |
| 38100-F5700 | ALL | 1 | R200A ring and pinion, 4.875, 10mm ring gear bolt. V6 truck front differential. |
| 38100-F5800 | ALL | 1 | R200A ring and pinion, 5.143, 10mm ring gear bolt. V6 truck front differential. |

SUSPENSION

| | | | |
|-------------|-----|---|--|
| 99996-T1447 | ALL | 1 | 26.5mm front torsion bar set, V6 only. |
| 99996-T1448 | ALL | 1 | 26.5mm front torsion bar set, 4-cylinder only. |

Model A60 TRUCKS / FRONTIER / PATHFINDER / XTERRA / TITAN

| PART NO. | YEAR | QTY | DESCRIPTION |
|----------|------|-----|-------------|
|----------|------|-----|-------------|

A60 SUSPENSION

| | | |
|------------------------|-----|---|
| NEW 99996-A60SL | ALL | 1 |
|------------------------|-----|---|



Titan coil over suspension kit, 2" lift to 2" drop. Includes four Bilstein shocks, (fronts are adjustable with threaded perch) front coil springs, front upper shock mounts, rear shackles and rear add-a-leaf. Compliant and great on the street or light off-roading. All hardware included.

TRUCKS / FRONTIER /
PATHFINDER / XTERRA / TITAN

G37S

INFINITI


INFINITI

Model V35 INFINITI

| PART NO. | YEAR | QTY | DESCRIPTION |
|----------|------|-----|-------------|
|----------|------|-----|-------------|

V35

ENGINE

| | | | |
|---|-----|---|---|
| 16576-G35S1 | ALL | 1 | G35 intake kit, includes Z intake tube and NISMO Sport panel filter. |
| 24080-ZGNDK | ALL | 1 | Nissan Motorsports grounding kit, includes 6 grounding wires and instructions, smoked clear heat shrink. Custom fit to G35 coupe and sedan. |
|  | | | |
| 38100-39Z33 | ALL | 1 | 3.917 Ring and pinion set. |
| 99996-V35CA | ALL | 1 | Cold air intake kit for G35 coupe & sedan, features polished aluminum intake tubes with water bypass valve. |

TRANSMISSION

| | | | |
|-------------|-----|---|---|
| 30100-RSR40 | ALL | 1 | 250mm NISMO 3-puck race disc, spring hub; |
| 34101-Z3303 | ALL | 1 | Adjustable short shifter kit, 4 positions +20%, 0%, - 20% and -40%. Adjustable while at a stoplight! Easy to install. |
| 38100-39Z33 | ALL | 1 | 3.917 ring and pinion set. Fits both Coupe and Sedan. |
| 38351-350DK | ALL | 1 | Finned aluminum differential cover kit, includes stud and breather tube. |

SUSPENSION

| | | | |
|--------------|-----|---|--|
| 55618-Z1112 | ALL | 1 | Adjustable drop link kit for rear sway bar. |
| 54618-Z1111 | ALL | 1 | Adjustable drop link kit for front sway bar. |
| 99996-RSZ30K | ALL | 1 | Front and rear adjustable sway bar kit, includes bushings and adjustable drop links. |
| 99996-V35RK | ALL | 1 | Track suspension kit includes 4 Koni double adjustable shocks and custom spring set. Soft and compliant but race ready for track days. |


BRAKES

| | | | |
|-------------|-----|---|---|
| 46200-22Z33 | ALL | 1 | Stainless braided brake line kit, DOT compliant, fits both standard and Brembo brakes. |
| 46200-22Z33 | ALL | 1 | Stainless braided brake line kit, DOT compliant, fits both standard and Brembo brakes. |
| 40206-Z33F2 | ALL | 1 | Two-piece, directional racing brake rotor set. Front; utilizes aluminum floating hats, replaces OE with Brembo only. Sold as pair. utilizes aluminum floating |
| 40206-LF000 | ALL | 1 | Replacement left front rotor only for above. Requires the use of 99996-89001 hardware kit. |
| 40206-RF000 | ALL | 1 | Replacement right front rotor only for above. Requires the use of 99996-89001 hardware kit. |
| 40206-RF000 | ALL | 1 | Replacement right front rotor only for above. Requires the use of 99996-89001 hardware kit. |

| PART NO. | YEAR | QTY | DESCRIPTION |
|-------------|------|-----|---|
| 43206-LR000 | ALL | 1 | Replacement left rear rotor only for above. Requires the use of 99996-8900 hardware kit. |
| 43206-LR000 | ALL | 1 | Replacement left rear rotor only for above. Requires the use of 99996-89001 hardware kit. |
| 43206-RR000 | ALL | 1 | Replacement right rear rotor only for above. Requires the use of 99996-89001 hardware kit. |
| 40206-Z33R2 | ALL | 1 | Two-piece, directional racing brake rotor set. Rear; utilizes aluminum floating hats, replaces OE with Brembo only. Sold as pair. |
| 99996-0960T | ALL | 1 | Set of 4 titanium shims for Brembo front calipers. Fits between caliper piston and brake pad to reduce heat transfer into fluid. |
| 99996-89001 | ALL | A/R | Rotor hardware kit for above. Bolts rotor ring to aluminum hat. |

BODY

| | | | |
|-------------|-----|---|--|
| 76894-AL600 | ALL | 1 | "Skyline" kick panel, Sedan, RH front. |
| 76895-AL600 | ALL | 1 | "Skyline" kick panel, Sedan, LH front. |
| 84896-AL504 | ALL | 1 | JDM "350 GT" rear trunk emblem. |
| 84895-AM900 | ALL | 1 | JDM "Skyline" rear trunk emblem. |



| | | | |
|-------------|-----|---|--|
| B61F0-AM900 | ALL | 1 | JDM clear bumper lamps, G35 coupe, pair. |
| B61F0-AL500 | ALL | 1 | JDM clear bumper lamps, G35 sedan, pair. |
| B6150-WL000 | ALL | 1 | HID Fog lamp kit, designed in Japan. Includes all wiring brackets and instructions purchased with B6153-AL400. Coupe Only. |



| | | | |
|------------------------|-------|---|---|
| B6153-AL400 | ALL | 1 | HID Fog lamp mounting kit for use with above. Coupe Only. |
| NEW H0800-AL500 | 03-06 | 1 | Sedan window visor kit |
| K6020-AL513 | ALL | 1 | JDM optional aero bumper, 4 door sedan only. |
| 76894-AM900 | ALL | 1 | Skyline aluminum kick plate for G35 coupe, R/H. |
| 76895-AM900 | ALL | 1 | Skyline aluminum kick plate for G35 coupe, L/H. |

CV36

ENGINE

| | | | | |
|-------------|-----|---|-----------------------------|---|
| B0100-JLF25 | ALL | 1 | JDM optional sports muffler | 1 |
|-------------|-----|---|-----------------------------|---|

CV36

BODY

| | | | |
|-------------|-----|---|---------------------------------------|
| G6950-JL000 | ALL | 1 | Illuminated "Skyline" kick plate, kit |
| 84896-JL00A | ALL | 1 | "370GT" JDM emblem |
| 84895-JL00A | ALL | 1 | "Skyline" JDM emblem |

Model Y50/P10/P11 INFINITI

| PART NO. | YEAR | QTY | DESCRIPTION |
|----------|------|-----|-------------|
|----------|------|-----|-------------|

Y50

BODY

| | | | |
|-------------|-----|---|---|
| B65E0-EG600 | ALL | 1 | JDM clear tail lamp kit. Bolt on, set of 4. |
| 78896-EG000 | ALL | 2 | JDM "VIP" Fuga badge. |
| 84895-EG000 | ALL | 1 | JDM "FUGA" rear emblem. |

P10

TRANSMISSION

| | | | |
|-------------|-----|---|--|
| 38420-RS360 | ALL | 1 | Clutch-type Limited Slip differential for cars NOT equipped with a factory installed LSD. Hence, does NOT fit G20 Touring. |
|-------------|-----|---|--|

P11

TRANSMISSION

| | | | |
|-------------|-----|---|--|
| 38420-RS360 | ALL | 1 | Clutch-type Limited Slip differential for cars NOT equipped with a factory installed LSD. Hence, does NOT fit G20 Touring. |
| 38420-RS360 | ALL | 1 | Clutch-type Limited Slip differential for cars NOT equipped with a factory installed LSD. Hence, does NOT fit G20 Touring. |

INFINITI



Miscellaneous

MISCELLANEOUS RACE EQUIPMENT

MISCELLANEOUS


| PART NO. | YEAR | QTY | DESCRIPTION |
|----------------------|------|-----|---|
| PIT EQUIPMENT | | | |
| 99996-FA213 | ALL | 1 | Fresh Air Systems Technology cool suit kit: Includes cotton shirt with 50 ft of capillary tubing sewn on, ice chest with mount, 8 ft, quick disconnect coolant supply/return hose and automatic cycle timer/pump control unit. This kit keeps drivers cool for up to 2 hrs. |
| 99996-FA161 | ALL | 1 | Fresh Air Systems Technology 3" in-line blower. Direct air to the body of the driver to keep cool. 12 volt operation, 140 cfm. |
| 99996-12512 | ALL | 1 | FAST Sidekick. This 50 cfm blower fits all helmets with fresh air nozzle (i.e. Sidewinders) Includes filter and wiring harness; 12 volt. |
| 99996-12572 | ALL | 1 | FAST Sidekick. This 50 cfm blower fits all helmets with fresh air nozzle (i.e. Sidewinders) Includes filter and wiring harness, 7.2 volt battery, and slow charger. |
| 99996-FA180 | ALL | 1 | 7.2V rechargeable battery for use with above. |
| 99996-FA182 | ALL | 1 | 110 volt quick charger for 7.2V battery, above. |
| 99996-FA170 | ALL | 1 | Replacement 3M filter for above. |
| 99996-FNACA | ALL | 1 | Plastic NACA duct can be inserted into a side window to pick up fresh air for any of the FAST blower systems. 3-inch outlet. |
| 99996-FA133 | ALL | 1 | 3" intake hose for use with above. Sold per foot. |
| 99996-C2215 | ALL | 1 | Automatic battery charger and starter booster. Perfect for the track, has 6/12 volt 2,12,75 amp. Safe with gel cell/deep cycle batteries. |
| 16174-25501* | ALL | 4/6 | Carburetor insulator, 44mm bore, fits Mikuni and Weber side draught. Studded to fit various manifolds. |
| 99996-S1040 | ALL | 2/3 | Mikuni carb rebuild kit for 40PHH. |
| 99996-S1044 | ALL | 2/3 | Mikuni carb rebuild kit for 44PHH. |
| 99999-BAN04 | ALL | 1 | 96"x 34" banner, red Nissan lettering on white vinyl. |
| 99996-BAN04 | ALL | 1 | Red NISSAN logo on white vinyl banner, 34" x 96". |
| 11128-RN010 | ALL | 1 | Oil drain plug adapter that allows the use of a Stewart-Warner mechanical oil temp sending unit. For A, L, and Z series engines. |
| 16033-25520 | ALL | 4/6 | Mikuni main jet #180 |
| 16033-25521 | ALL | 4/6 | Mikuni main jet #190 |
| 16033-25522 | ALL | 4/6 | Mikuni main jet #200 |
| 16033-25523 | ALL | 4/6 | Mikuni main jet #210 |
| 16033-25524 | ALL | 4/6 | Mikuni main jet #220 |
| 16033-25525 | ALL | 4/6 | Mikuni main jet #230 |
| 16033-25526 | ALL | 4/6 | Mikuni main jet #240 |
| 16033-25527 | ALL | 4/6 | Mikuni main jet #250 |
| 16033-25926 | ALL | 4/6 | Mikuni main jet #130 |
| 16033-25927 | ALL | 4/6 | Mikuni main jet #135 |
| 16033-25928 | ALL | 4/6 | Mikuni main jet #140 |
| 16033-25528 | ALL | 4/6 | Mikuni main jet #160 |
| 16033-H0223 | ALL | 4/6 | Mikuni main jet #165 |
| 16033-H0224 | ALL | 4/6 | Mikuni main jet #170 |
| 16033-H0225 | ALL | 4/6 | Mikuni main jet #175 |
| 16034-25520 | ALL | 4/6 | Mikuni main jet #155 |
| 16034-25521 | ALL | 4/6 | Mikuni main jet #150 |

| PART NO. | YEAR | QTY | DESCRIPTION |
|-------------|------|-----|---|
| 16034-25522 | ALL | 4/6 | Mikuni main jet #145 |
| 16034-25525 | ALL | 4/6 | Mikuni main jet #185 |
| 16034-25526 | ALL | 4/6 | Mikuni main jet #195 |
| 16036-25520 | ALL | 4/6 | Mikuni air jet #250 |
| 16036-25521 | ALL | 4/6 | Mikuni air jet #190 |
| 16036-25522 | ALL | 4/6 | Mikuni air jet #210 |
| 16036-25523 | ALL | 4/6 | Mikuni air jet #230 |
| 16036-25524 | ALL | 4/6 | Mikuni air jet #220 |
| 16036-25527 | ALL | 4/6 | Mikuni air jet #240 |
| 16036-25720 | ALL | 4/6 | Mikuni air jet #160 |
| 16036-25721 | ALL | 4/6 | Mikuni air jet #170 |
| 16036-25722 | ALL | 4/6 | Mikuni air jet #180 |
| 16036-25723 | ALL | 4/6 | Mikuni air jet #200 |
| 16036-25724 | ALL | 4/6 | Mikuni air jet #165 |
| 16036-25725 | ALL | 4/6 | Mikuni air jet #175 |
| 16036-25726 | ALL | 4/6 | Mikuni air jet #185 |
| 16036-H0227 | ALL | 4/6 | Mikuni air jet #145 |
| 16036-H0229 | ALL | 4/6 | Mikuni air jet #155 |
| 16189-25520 | ALL | 4/6 | Mikuni pilot jet #52.5 |
| 16189-25722 | ALL | 4/6 | Mikuni pilot jet #50 |
| 16189-25522 | ALL | 4/6 | Mikuni pilot jet #60 |
| 16189-25726 | ALL | 4/6 | Mikuni pilot jet #62.5 |
| 16189-25727 | ALL | 4/6 | Mikuni pilot jet #65 |
| 16189-25729 | ALL | 4/6 | Mikuni pilot jet #70 |
| 16189-H0221 | ALL | 4/6 | Mikuni pilot jet #75 |
| 99996-M1137 | ALL | 4 | Mikuni 37mm venturi for 44PHH. |
| 99996-M1140 | ALL | 4 | Mikuni 40mm venturi for 44PHH. |
| 99996-M1141 | ALL | 4 | Mikuni 41mm venturi for 44PHH. |
| 99996-M3138 | ALL | 4 | Mikuni 38mm venturi for 50PHH. |
| 99996-S0220 | ALL | 1 | Mikuni jet storage case. |
| 16064-A0200 | ALL | 2 | Mikuni 44PHH float cover gasket. |
| 16064-A1200 | ALL | 2 | Mikuni 40PHH float cover gasket. |
| 99996-S1040 | ALL | 2 | Mikuni gasket set for 40PHH. |
| 99996-S1044 | ALL | 2 | Mikuni gasket set for 44PHH. |
| 99996-S1144 | ALL | 2 | Mikuni gasket set for OEM Datsun carburetors. |
| 99996-S2000 | ALL | 4/6 | Mikuni jet block "OB". |
| 16420-E0100 | ALL | 1 | Mechanical fuel pump blanking plate. |
| 16546-JWBRE | ALL | 1 | K&N breather filter. |
| 21660-37P00 | ALL | 1 | Electric differential oil cooler pump, 1.6 GPM. |



MISCELLANEOUS RACE EQUIPMENT




| PART NO. | YEAR | QTY | DESCRIPTION |
|-------------|------|-----|--|
| 25073-RN010 | ALL | 1 | Oil pressure tee adapter with 1/8 NPT threads. For use with mechanical gauge sender. |
| 25092-RN010 | ALL | 1 | Exhaust gas temp adapter fits into O2 sensor boss. |
| 32865-RN004 | ALL | 1 | NISMO polished aluminum shift knob, 10mm threads. |
| 32865-RN005 | ALL | 1 | NISMO black aluminum shift knob, 10mm threads. |
| 32865-RN008 | ALL | 1 | NISMO titanium shift knob. 10mm threads. |
| 32865-RN009 | ALL | 1 | NISMO aluminum shift knob with carbon fiber insert, 10mm threads. |
| 32865-RN013 | ALL | 1 | NISMO titanium GT race shift knob. 10mm threads. |
| 32865-RN014 | ALL | 1 | NISMO titanium GT race shift knob. 12mm threads. |
| 32865-VP100 | ALL | 1 | JDM special edition shift knob, black leather with red stitching, 10mm threads. |




| | | | |
|-------------|-----|-------|--|
| 62896-AA400 | ALL | 1 | "GT-R" front grille emblem. |
| 78896-91F01 | ALL | 1 | "Spec R" emblem. |
| 84894-0E711 | ALL | 1 / 2 | "SSS" badge, white letters, double-sided tape. |
| 96935-RN000 | ALL | 1 | NISMO gear shift pattern plate, silver, 18mm x 29mm, 5 speed. |
| 96935-RN001 | ALL | 1 | NISMO gear shift pattern plate, silver, 18mm x 29mm, 6 speed. |
| 99996-28DCB | ALL | 1 | Nissan decal, black, 4" x 28". |
| 99996-28DCR | ALL | 1 | Nissan decal, red, 4" x 28". |
| 99996-28DCS | ALL | 1 | Nissan decal, silver, 4" x 28". |
| 99996-28DCW | ALL | 1 | Nissan decal, white, 4" x 28". |
| 99996-22557 | ALL | 1 | Insulated drink bottle kit includes bottle, tube, and holder. For use with race cars with 1.75" diameter rollcage. |







| | | | |
|-------------|-----|---|---|
| 99996-22558 | ALL | 1 | Insulated drink bottle kit includes bottle, tube, and holder. For use with race cars with 1.5" diameter rollcage. |
| 99996-26336 | ALL | 1 | L-Series valve spring compressor tool. |

| PART NO. | YEAR | QTY | DESCRIPTION |
|--|------|-----|---|
| 99996-50460 | ALL | 1 | Lightweight aluminum air tank and filler hose with gauge. 7 gallon tank for topping off tires on pre-grid or pit equip. lane. Red Nissan logo. |
|  | | | |
| 99996-50630 | ALL | 1 | Digital contact pyrometer for tires or brakes. 1400F max. |
|  | | | |
| 99996-6104G | ALL | 4 | Koni strut bump stop, trim to fit. |
| 99996-64120 | ALL | 1 | Heat insulation 48" x 48" x 1/2" thick. Ceramic fiber with aluminum foil bonded to one side for insulating firewalls, etc. |
| 99996-64150 | ALL | 1 | Heat insulation 58" x 24" x 1/16" aluminized cloth used for insulating firewalls etc. High temp silicone on one side. |
| 99996-AFF10 | ALL | 1 | 1.0 liter Firecharger Fire Suppression System, the only user-rechargeable fire system. Street car size. Kit includes all hardware and instructions to install. Uses CO2 non-damaging foam. |
| 99996-AFF46 | ALL | 1 | 4.6 liter Firecharger Fire Suppression System, the only user-rechargeable fire system. Kit includes all hardware and instructions to install. SCCA, Grand Am, NASA legal. Uses CO2 non-damaging foam. |
|  | | | |
| 99996-D3100 | ALL | 1 | Heavy duty ring and pinion bolt set. 10mmx1.25x22mm. |
| 99996-KNKIT | ALL | 1 | K&N cleaner and recharger kit, for all K&N filters. |
| 99996-M8012R | ALL | 1 | How to modify your Nissan & Datsun OHC engine. Details complete engine mods for L-Series 4 & 6-cylinder including parts interchange. |



MISCELLANEOUS PIT EQUIPMENT

MISCELLANEOUS

| PART NO. | YEAR | QTY | DESCRIPTION |
|--------------|------|-----|--|
| 99996-M8013R | ALL | 1 | How to rebuild your Nissan & Datsun OHC engine. Details complete engine tear down and assembly for L-Series 4 & 6-cylinder including parts interchange. |
| | | |  |
| 99996-M8014 | ALL | 1 | Mikuni PHH carburetor service manual. Explains everything you need to know about the PHH carbs. |
| | | |  |
| 99996-M8015 | ALL | 1 | Nissan Motorsports schematic catalog. Complete parts breakdown for early and late Mikuni and SU carbs, F5C56A 5 speed, FS5C71A/B 5 speed, F5C71B 5 speed, R190 differential and FIA brake caliper. |
| | | |  |
| 99996-M8016 | ALL | 1 | Auto Math Handbook. Covers everything from calculating engine displacement, brake horsepower, volumetric efficiency, compression ratio and more. |
| | | |  |

| PART NO. | YEAR | QTY | DESCRIPTION |
|-------------|------|-----|--|
| 99996-PAT08 | ALL | 1 | Driver suit patch, Nissan Logo, 1.5"x5". |
| 99996-S6007 | ALL | 1 | L-Series 17mm valve adjustment tool. |
| 99996-S6018 | ALL | 1 | L-Series 10mm head bolt tool. |
| 99996-T3003 | ALL | 1 | H190 ring gear spacer, 3mm. |
| 99996-T3007 | ALL | 1 | H190 ring gear spacer, 7mm. |
| 99996-T3022 | ALL | 1 | H190 ring gear spacer, 4mm. |
| KEY00-00185 | ALL | 1 | GT-R Key blank. Fits all with 36mm length. |

RACE BODIES

| | | | |
|-------------|-----|---|--------------------------------------|
| 99996-B15AD | ALL | 1 | Sentra Spec V GT4/5 fiberglass nose. |
|-------------|-----|---|--------------------------------------|



| | | | |
|--------------|-----|---|---|
| 99996-B15DL | ALL | 1 | Sentra Spec V GT4/5 fiberglass rear deck lid. |
| 99996-B15DRL | ALL | 1 | Sentra Spec V GT4/5 fiberglass L/H door panel. |
| 99996-B15DRR | ALL | 1 | Sentra Spec V GT4/5 fiberglass R/H door panel. |
| 99996-B15HP | ALL | 1 | Sentra Spec V GT4/5 fiberglass hood panel. |
| 99996-B15PL | ALL | 1 | Sentra Spec V GT4/5 fiberglass left 1/4 panel. |
| 99996-B15PR | ALL | 1 | Sentra Spec V GT4/5 fiberglass right 1/4 panel. |
| 99996-B15RB | ALL | 1 | Sentra Spec V GT4/5 fiberglass rear bumper. |
| 99996-B15RW | ALL | 1 | Sentra Spec V GT4/5 Lexan rear window. |
| 99996-B15WSR | ALL | 1 | Sentra Spec V GT4/5 window surrounds. |
| 99996-LATCH | ALL | 4 | Sentra Spec V GT4/5 latch. |
| 99996-Z33AD | ALL | 1 | 350Z GT2/3 fiberglass (available in carbon fiber) nose. |



| | | | |
|--------------|-----|---|---|
| 99996-Z33B | ALL | 1 | 350Z GT2/3 fiberglass (avail in carbon fiber) body work kit, includes all body panels, 10 latch assemblies, emblems and tail lamps. |
| 99996-Z33DC | ALL | 1 | 350Z GT2/3 headlight decal kit. |
| 99996-Z33DL | ALL | 1 | 350Z GT2/3 fiberglass (avail in carbon fiber) rear deck lid. |
| 99996-Z33HP | ALL | 1 | 350Z GT2/3 fiberglass (avail in carbon fiber) hood panel. |
| 99996-Z33RB | ALL | 1 | 350Z GT2/3 fiberglass (avail in carbon fiber) rear bumper. |
| 99996-Z33RF | ALL | 1 | 350Z GT2/3 fiberglass (avail in carbon fiber) roof panel. |
| 99996-Z33RW | ALL | 1 | 350Z GT2/3 .125" thick Lexan rear window. |
| 99996-Z33SDL | ALL | 1 | 350Z GT2/3 fiberglass (avail in carbon fiber) left door panel. |
| 99996-Z33SDR | ALL | 1 | 350Z GT2/3 fiberglass (avail in carbon fiber) right door panel. |

MISCELLANEOUS RACE BODIES / APPAREL

APPAREL

| PART NO. | YEAR | QTY | DESCRIPTION |
|--------------|------|-----|---|
| 99996-Z33SL | ALL | 1 | 350Z GT2/3 fiberglass (avail in carbon fiber) left side panel. |
| 99996-Z33SR | ALL | 1 | 350Z GT2/3 fiberglass (avail in carbon fiber) right side panel. |
| 99996-Z33WS3 | ALL | 1 | 350Z GT2/3 .1875" thick Lexan windshield. OE size. |
| 99996-Z33WS4 | ALL | 1 | 350Z GT2/3 .250" thick Lexan windshield. OE size. |

APPAREL

Our full line of Nissan Motorsports apparel is constantly changing. Please contact us for the latest items available.

Toll-Free Order line 888.833.3225

24 hour FAX: 615.223.3341

email: nmc.race@nissan-usa.com



NISSAN MOTORSPORTS COMPETITION PARTS
PARTS WARRANTY

Nissan Motorsports parts are sold “as is” without any warranty whatsoever. Implied warranties of merchantability or fitness for a particular purpose, are excluded. The entire risk of quality and performance for such parts is with the buyer. Should such parts prove defective following their purchase, the buyer and not the manufacturer, distributor, or retailer, assumes the entire cost of all necessary services or repairs.

The Nissan vehicle and parts warranties are voided if the vehicle or part is used for competition or if they fail as a result of modification.

It is the competitor’s responsibility to inspect and verify the dimensions and specifications of all Nissan Motorsports parts prior to installation.

NISSAN
motorsports
COMPETITION PARTS

610 Enon Springs Road East
Smyrna, TN 37167

Toll-Free Order Line:
888.833.3225

24-Hour Fax Line:
615.223.3341

email: nmc.race@nissan-usa.com

Part No. 99996-CAT08