



Butane Stove

INSTRUCTIONS FOR USE

© 2004 The Coleman Company, Inc.
www.coleman.com

IMPORTANT

Read this manual carefully before assembling, using or servicing this stove. Keep this manual for future reference. If you have questions about assembly, operation, servicing or repair of this stove, please call Coleman at 1-800-835-3278 or TDD: 316-832-8707. In Canada call 1-800-387-6161.



INTERNATIONAL DESIGN PATENT NO. DM/055455

Model 2800



ANSI Z21.72b - CSA 11.2b (2002) Camp Stove

Contents

General Safety Information	2
Technical Characteristics	4
To Set Up	4
To Light	5
To Turn Off	5
To Store	6
Things You Should Know	6
Warranty	7

General Safety Information

FOR YOUR SAFETY

If you smell gas:

1. Do not attempt to light appliance.
2. Extinguish any open flame.
3. Disconnect from fuel supply.

FOR YOUR SAFETY




Do not store or use gasoline or other liquids with flammable vapors in the vicinity of this or any other appliance.

DANGER



CARBON MONOXIDE HAZARD

- This appliance can produce carbon monoxide which has no odor.
- Using it in an enclosed space can kill you.
- Never use this appliance in an enclosed space such as a camper, tent, car or home.

This manual contains important information about the assembly, operation and maintenance of this stove. General safety information is presented in these first few pages and is also located throughout the manual. Particular attention should be paid to information accompanied by the safety alert symbols “ DANGER”, “ WARNING”, “ CAUTION”.

Keep this manual for future reference and to educate new users of this product. This manual should be read in conjunction with the labeling on the product.

Safety precautions are essential when any mechanical or butane-fueled equipment is involved. These precautions are necessary when using, storing, and servicing. Using this equipment with the respect and caution demanded will reduce the possibilities of personal injury or property damage.

The following symbols are used extensively throughout this manual. Always heed these precautions, as they are essential when using any mechanical or butane-fueled equipment.

DANGER

DANGER indicates an imminently hazardous situation which, if not avoided, will result in death or serious injury.

WARNING

WARNING indicates a potentially hazardous situation which, if not avoided, could result in death or serious injury.

CAUTION

CAUTION indicates a potentially hazardous situation which, if not avoided, may result in minor or moderate personal injury, or property damage.

General Safety Information *cont.*

DANGER

Failure to comply with the precautions and instructions provided with these stoves can result in death, serious bodily injury and property loss or damage from hazards of fire, explosion, burn, asphyxiation, and/or carbon monoxide poisoning.

Only persons who can understand and follow the instructions should use or service this stove.

If you need assistance or information such as an instruction manual or labels, contact The Coleman Company, Inc.

DANGER



• EXPLOSION - FIRE HAZARD

- Never store butane near high heat, open flames, pilot lights, direct sunlight, other ignition sources or where temperatures exceed 120 degrees F (49°C).
- Never install or remove butane cartridge while outdoor stove is lighted, near flame, pilot lights, other ignition sources or while outdoor stove is hot to touch.
- During operation, this product can be a source of ignition. Never use the stove in spaces that contain or may contain volatile or airborne combustibles, or products such as gasoline, solvents, paint thinner, dust particles or unknown chemicals. Minimum clearances from combustible materials: 12 inches from the sides & 48 inches from the top.
- Provide adequate clearances around air openings into the combustion chamber.

WARNING

Not for home or recreational vehicle use.

We cannot foresee every use which may be made of our products. **Check with your local fire safety authority if you have questions about use.**

Other standards govern the use of fuel gases and heat producing products for specific uses. Your local authorities can advise you about these.

- Never refill disposable cylinders.
- Use the preset regulator that came with the stove. Do not attempt to adjust.

CALIFORNIA PROPOSITION 65:

WARNING: This fuel, and byproducts of combustion of this fuel, contain chemicals known to the state of California to cause cancer, birth defects, or other reproductive harm.

WARNING



• BURN HAZARD

- Never leave stove unattended when hot or in use.
- Keep out of reach of children.

CAUTION

• SERVICE SAFETY

- Use only butane set up for vapor withdrawal.
- Keep all connections and fittings clean. Inspect butane cartridge for damage before attaching.
- Use as a cooking appliance only. Never alter in any way or use with any device or part not expressly approved by Coleman.
- Never use as a heating appliance.
- Clean stove frequently to avoid grease accumulation and possible grease fire.

⚠ DANGER



• CARBON MONOXIDE HAZARD

- This stove is a combustion appliance. All combustion appliances produce carbon monoxide (CO) during the combustion process. This product is designed to produce extremely minute, non-hazardous amounts of CO if used and maintained in accordance with all warnings and instructions. Do not block air flow into or out of the stove.
- Carbon Monoxide (CO) poisoning produces flu-like symptoms, watery eyes, headaches, dizziness, fatigue and possibly death. You can't see it and you can't smell it. It's an invisible killer. If these symptoms are present during operation of this product **get fresh air immediately!**
- **For outdoor use only.**
- **Never use inside house, camper, tent, vehicle or other unventilated or enclosed areas. This stove consumes air (oxygen). Do not use in unventilated or enclosed areas to avoid endangering your life.**

Technical Characteristics

Input: 7,500 BTU/h
Category: Direct butane pressure
Fuel: 220g butane cartridge only

To Set Up

NOTE: Use 220g disposable butane cartridges only. Do not connect to bulk systems. The butane cartridge(s) used with this stove must be constructed and marked in accordance with the specifications for LP-gas cylinders of the U.S. Department of Transportation or *Transport Canada, CAN/CSA B339.*

■ For outdoor use only.

- Remove stove from carton.
- Place stove on a stable, horizontal surface.
- Do not use grill plates or pans that extend over the edge of the cartridge compartment.

■ Make sure Lever is in the "OFF" position (otherwise cartridge cannot be installed).

■ Turn Control Knob clockwise to (○) position as shown.





■ Open the cartridge compartment.



■ Insert butane cartridge as shown.

NOTE: Notch on cartridge must be in up position.



- Pull Lever down to "ON".
- Perform leak check where shown.

⚠ WARNING

Check for leaks using soapy water. Never use a flame. Bubbles indicate a leak.



To Set Up *cont.*

- Close cartridge compartment.

NOTE:

If compartment will not close, check to be sure lever is in “OFF” position. If the problem persists, take the stove back to your dealer.



Failure to follow these procedures to properly install the cartridge and close the door can result in a gas leak.

To Light

⚠ WARNING

If you smell gas:

1. Do not attempt to light appliance.
2. Extinguish any open flame.
3. Disconnect from fuel supply.
4. Call 1-800-835-3278.

To Light *cont.*

This stove is equipped with a piezo electric igniter.

- Pull the Lever down to the “ON” position.



- Turn Control Knob counterclockwise until you hear a click indicating that a spark has been produced.

- If the stove does not light, turn the Control Knob back to (O) position and repeat previous step.



- After three (3) failed attempts, turn the gas supply off by turning the Control Knob clockwise to (O) position and return Lever to the up position.



- Open door, remove cartridge and shake to verify that it is not empty.

CAUTION: When cartridge needs to be replaced: if stove in use, do not touch the hot stove or any items that are on the stove until they have cooled.

- If empty, replace cartridge following the “To Set Up” section on page 4.

- Adjust flame with Control Knob.
- Flame should be blue with hint of yellow on tips.



⚠ WARNING




• BURN HAZARD

- Never leave stove unattended when hot or in use.
- Keep out of reach of children.

To Turn Off

- Turn Control Knob clockwise to (O) position and return Lever to the up position.



To Store

- Allow stove to cool for 10-15 minutes.
- Take unit outdoors away from any ignition sources. Remove butane cartridge.
- Store butane cartridge consistent with instructions and warnings on the cartridge.
- Use a soft cloth and clean greasy parts of the stove with soap and water or a nonabrasive detergent.
- Check Lever on stove to be sure it is in the "OFF" position.
- Store stove in a cool, dry and well-ventilated area, out of the reach of children.

⚠ DANGER




• EXPLOSION - FIRE HAZARD

- Never store butane cartridge near high heat, open flames, pilot lights, direct sunlight, other ignition sources or where temperatures exceed 120 degrees F (49°C).

Things You Should Know

1. This product is equipped with a sensor that disconnects the cartridge if pressure becomes excessive (for example, due to high temperatures). If this rare event occurs, remove the cartridge and cool (by running water over it, for example), or replace with a new cartridge.

2. If the spark of the piezo electric igniter fails to occur, bring the electrode closer to burner (1/8") and verify that there is no residue between the electrode and burner.



3. The usual storage areas for camping and picnic equipment are the basement, attic, or garage. To avoid the accumulation of dust, cobwebs, etc., that is common in these areas, place your stove in a plastic bag and seal it with a rubber band.

4. For repair service call one of the numbers listed below for location of your nearest Coleman Service Center. If heater must be mailed to Service Center, attach to the product a tag which includes your name, address, telephone number and a description of problem then send to Service Center via UPS or Parcel Post **insured** with **shipping** and **insurance** prepaid. *Do not mail butane cartridges.* If necessary to write the Service Center or factory, refer to your stove by model number.

5. If not completely satisfied with this product's performance, please call one of the numbers listed below.

6. As with any new stove, a small amount of smoke may be visible during the initial operation as a result of residual manufacturing oils being heated. This is normal. Coleman suggests the owner operate the stove for 10 minutes when first purchased. This will also familiarize the owner with all features of the stove.

The Coleman Company, Inc.
3600 N. Hydraulic
Wichita, KS 67219 U.S.A.
1-800-835-3278
TDD: 316-832-8707

Sunbeam Corporation (Canada) Limited
5975 Falbourne Street
Mississauga, Ontario
Canada L5R 3V8
1 800 387-6161

www.coleman.com

Coleman Limited Five-Year Warranty

Coleman will repair or replace, at its option, this product or any component found to be defective in materials or workmanship within five years of the original retail purchase. This warranty is valid for the original retail purchaser from the date of initial retail purchase and is not transferrable. Keep the original sales receipt. Proof of purchase is required to obtain warranty performance. Coleman dealers, service centers, or retail stores offering Coleman products do not have authority to alter, modify or in any way change the terms or conditions of this warranty.

WHAT IS NOT COVERED

- Cost of shipment to Coleman
- Normal wear and tear, including chips, scratches, abrasions, discoloration or fading from use or exposure to sunlight
- Damage caused by misuse, abuse, neglect, alterations, repairs by unauthorized persons, use of non-Coleman accessories or parts, or failure to follow recommended care or maintenance instructions
- Products used for commercial purposes or in profit or non-profit instructional or rental operations
- Mantles, generators, light bulbs, batteries or fuel
- CONSEQUENTIAL DAMAGES, INCIDENTAL DAMAGES, OR EXPENSES, INCLUDING DAMAGES TO PROPERTY. SOME STATES/PROVINCES DO NOT ALLOW THE EXCLUSION OR LIMITATION OF INCIDENTAL OR CONSEQUENTIAL DAMAGES, SO THE ABOVE LIMITATION OR EXCLUSION MAY NOT APPLY TO YOU.

IMPLIED WARRANTIES

ANY IMPLIED WARRANTIES, EITHER STATUTORY OR OTHERWISE, INCLUDING IMPLIED WARRANTIES OF MERCHANTABILITY AND FITNESS FOR A PARTICULAR PURPOSE, SHALL BE LIMITED TO THE DURATION AND TERMS OF THE EXPRESS WARRANTIES SET FORTH IN THIS LIMITED WARRANTY. SOME STATES/PROVINCES DO NOT ALLOW LIMITATIONS ON HOW LONG AN IMPLIED WARRANTY LASTS, SO THE ABOVE LIMITATION MAY NOT APPLY TO YOU.

THIS WARRANTY GIVES YOU SPECIFIC LEGAL RIGHTS, AND YOU MAY ALSO HAVE OTHER RIGHTS THAT VARY FROM FROM STATE TO STATE OR PROVINCE TO PROVINCE.

HOW TO OBTAIN WARRANTY PERFORMANCE

Take the product to an authorized Coleman Service Center. If one is not conveniently located, attach to the product a tag which includes your name, address, telephone number and description of the problem. Include a copy of the original sales receipt. Carefully package the product and send either by UPS or Parcel Post **insured** with shipping and **insurance** prepaid to: USA: The Coleman Company Inc., 3600 N. Hydraulic, Wichita, KS 67219, or CANADA: Sunbeam Corporation (Canada) Limited, 5975 Falbourn Street, Mississauga, Canada L5R 3V8. Please do not mail products with fuel in tanks, or with disposable propane cylinders. Remove glass globes from lanterns.

If you are located outside the United States or Canada, return this product to the place you purchased it, or to any other retailer seller of similar Coleman products, and request warranty assistance. If you are unable to obtain warranty assistance, then you may call any of the following Coleman offices for further assistance:

www.coleman.com

For products purchased in the United States:

The Coleman Company, Inc.
3600 N. Hydraulic
Wichita, KS 67219 U.S.A.
1-800-835-3278
TDD: 316-832-8707

For products purchased in Canada:

Sunbeam Corporation (Canada) Limited
5975 Falbourn Street
Mississauga, Ontario
Canada L5R 3V8
1 800 387-6161

