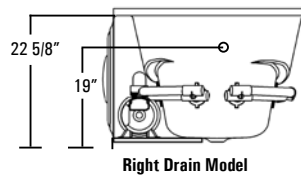
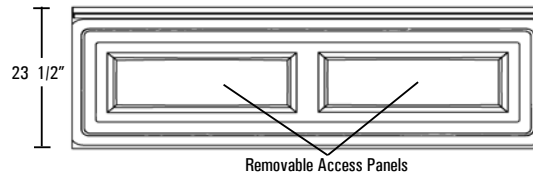
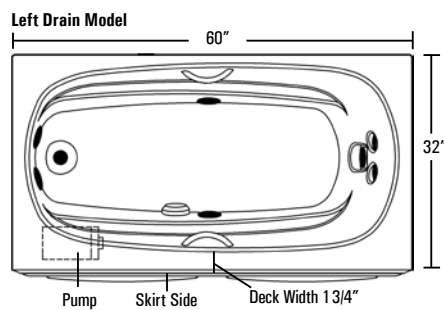
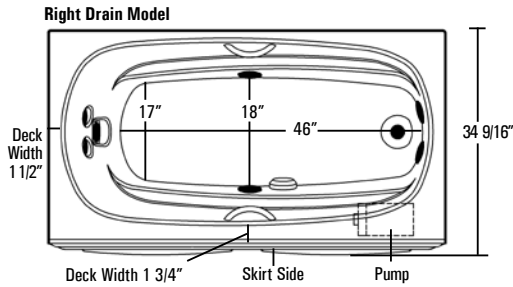


# SANTA CLARA

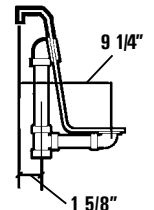
AQUATIC

**LUXURY SERIES** MODEL # AI6032ISL (LEFT DRAIN) / AI6032ISR (RIGHT DRAIN)



**Note: Requires a mortar base.  
ABS Support Base not included.**

**Rough-In Plumbing Measurements**



## SPECIFICATIONS:

### GENERAL SPECIFICATIONS:

Tub Size	60" x 32" x 23 1/2"
	152 cm x 81 cm x 56 cm
Bathing Well	46" long
	17" wide
	21 1/4" interior depth
Shipping Weight	135 lbs. / 61 kg
Tub Weight Filled	590 lbs. / 268 kg
Gallons to Overflow	69 gal. / 261 L
Gallons to Operate	50 gal. / 189 L

### ELECTRICAL SPECIFICATIONS:

Pump Requirement	1.75 HP; 12 AMP; 110V
Optional Heater Requirement	15 AMP; 110V, separate circuit required protected w/ Class A GFCI
	1.5 kW; 12.5 AMP; 110V
	15 AMP; 110V, separate circuit required protected w/ Class A GFCI

### STANDARD EQUIPMENT:

- 7 Hydrotherapy Jets including:**
- 4 Full Size Pressure-Flo Hydrotherapy Jets
  - 2 StressEaz Neck & Shoulder Therapy Jets
  - 1 Recessed Rotary Massage Jet
- Aquatic Quality Features:**
- 1.75 HP Run-Dry Pump with 20-Minute Timer
  - Bath-Side On/Off Electronic Button
  - "Quiet Pad" Anti-Vibration Pump Mount for Quiet Pump Operation
  - Color Matched Integral Skirt with Removable Access Panels
  - Integrally Molded Tile Flange
  - 2 Color Matched or Chrome Grab Bars
  - 2 Arm Rests
  - Slip Resistant Floor
  - Heat-bent Rigid PVC Piping for Optimum Sanitary Conditions
  - Durable, Easy to Clean, Lucite® Cast Acrylic Surface
  - Available in 8 Standard No-Charge Colors
- UL & IAPMO Listed, Factory Tested  
Limited Lifetime Warranty**

### OPTIONAL EQUIPMENT:

- Chromatherapy LED Lighting
- Comfort Pillow - Oval or Rectangle
- Jet Finish
  - Chrome, Polished Brass, Gold Tone, Polished Nickel or Satin Nickel
- Grab Bar
  - White, Biscuit, Chrome, Polished Brass, Gold, Polished Nickel, Satin Nickel or Oil Rubbed Bronze
- 1.5 kW Inline Maintenance Heater
- Lift & Turn Waste and Overflow
  - Chrome, Polished Brass, Gold, Polished Nickel, Satin Nickel or Oil Rubbed Bronze
- Cable Drive Waste and Overflow
  - Chrome, Polished Brass, Gold, Polished Nickel, Satin Nickel, Oil Rubbed Bronze or Color Matched (Bone, White and Biscuit Only)
- 2 HP, 3-Speed Run-Dry Pump Upgrade
- Hand Held Jet - Chrome or Polished Brass
- Premium Colors

*All acrylic colors featured by Aquatic match the industry's leading fixture manufacturers.*

**Fax-On-Demand  
Document # 1051**

