

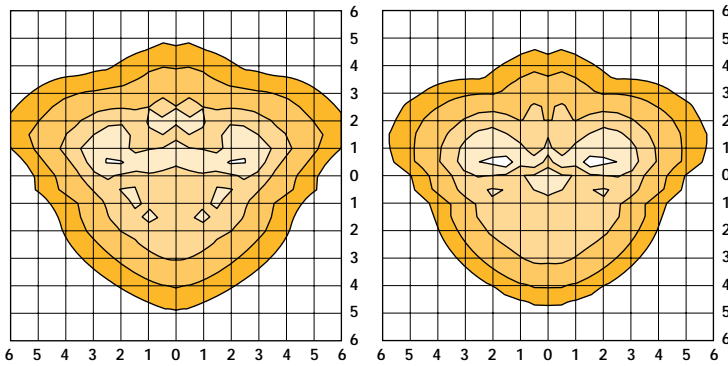


WESTMINSTER
post top luminaire

APPLICATION

The WST Westminster combines classic acorn beauty with superior photometric performance. Ideal for downtown streetscapes, roadways and parks.

PHOTOMETRIC



REPORT #768055
15' Mounting Height
150-Watt HPS, Type III with Clear Top
16,000-Lumen Lamp

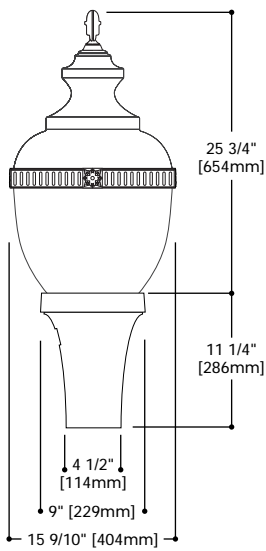
REPORT #768706
15' Mounting Height
175-Watt MH, Type III with Spun Top
14,000-Lumen Lamp

FOOTCANDLE TABLE

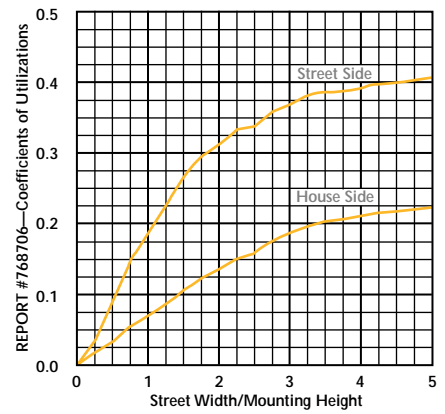
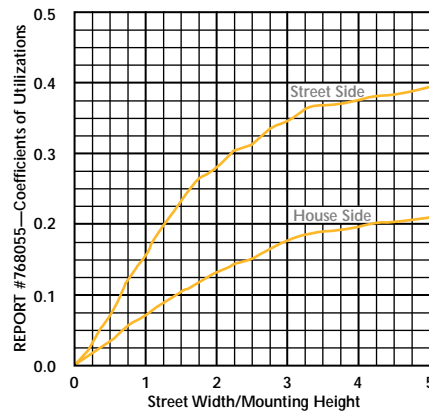
Select mounting height and read across for footcandle values of each isofootcandle line. Distance in units of mounting height.

Mounting Height	Footcandle Values for Isofootcandle Lines				
REPORT #768055					
10'	4.50	2.25	1.12	0.45	0.22
15'	2.00	1.00	0.50	0.20	0.10
20'	1.12	0.56	0.28	0.11	0.05
REPORT #768706					
10'	4.50	2.25	1.12	0.45	0.22
15'	2.00	1.00	0.50	0.20	0.10
20'	1.12	0.56	0.28	0.11	0.05

DIMENSIONS



COEFFICIENTS OF UTILIZATION

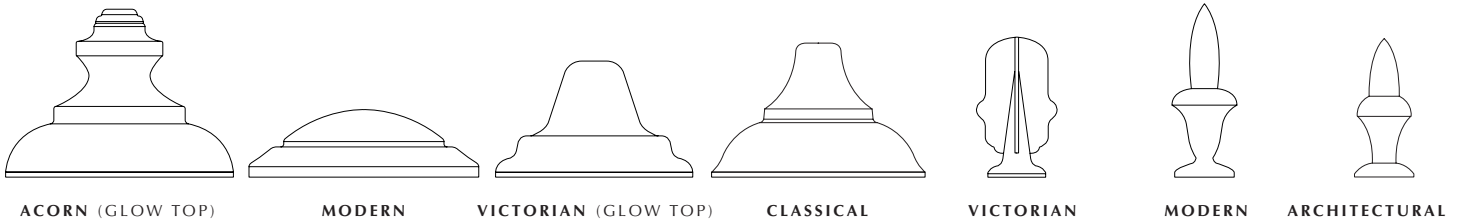


LUMENS OUTPUT & EFFICIENCY

REPORT #768055	LUMENS	PERCENT OF LAMP
Downward Street Side	6721.65	42.0
Downward House Side	3681.30	23.0
Downward Total	10402.95	65.0
Upward Street Side	2710.24	16.9
Upward House Side	2260.82	14.1
Upward Total	4971.06	31.1
Total Flux	15374.01	96.1

REPORT #768706	LUMENS	PERCENT OF LAMP
Downward Street Side	5990.42	42.8
Downward House Side	3323.30	23.7
Downward Total	9313.72	66.5
Upward Street Side	157.13	1.1
Upward House Side	88.04	0.6
Upward Total	245.17	1.8
Total Flux	9558.89	68.3

TOPS/FINIAL OPTIONS



ORDERING INFORMATION

WST											
Product Family ¹ WST=Westminster	Lamp Wattage 50=50W 70=70W 10=100W 15=150W 17=175W 25=250W	Lamp Type M=MH ² S=HPS	Ballast Type R=Reac./NPF ² H=Reac./HPF N=Hi. Reac./NPF P=Hi. Reac./HPF W=CWA K=10KV CWA ⁴	Voltage 2=120V 0=208V 4=240V 7=277V 8=480V 9=347V W=Multi-Tap wired 120V N=Multi-Tap wired 277V V=Multi-Tap wired 240V	Refractor Type 33=Type III 55=Type V	Band Type ⁵ 4=Brass Band 5=Painted Band X=None	Top Type 1=Acorn 2=Modern 3=Victorian 4=Classical	Finial Type ⁵ 1=Victorian 2=Modern 3=Architectural X=None	Options (add as suffix) ⁶ 1=Single Fuse, Internally Mounted (120, 277V) 2=Double Fused, Internally Mounted (208, 240 or 480V) 4=NEMA Twistlock Photocontrol Receptacle 6=White 7=Federal Matte Green 8=Bronze H=Hartford Green Y=Silver P=Polycarbonate Refractor R=Internal Downlight Reflector U=UL/CSA Listed Accessories (order separately) AA1000=House Side Shield		

NOTE: ¹ Standard color is black, other finish colors available. Consult your Streetworks Representative. ² Available in 120V only. ³ Medium-base porcelain socket standard, for 150W and below Metal Halide. ⁴ Available 50-150W, 120/240 or single voltage only. ⁵ When brass band is chosen, finial finished in gold. ⁶ When ordering options, order in alphanumeric order.