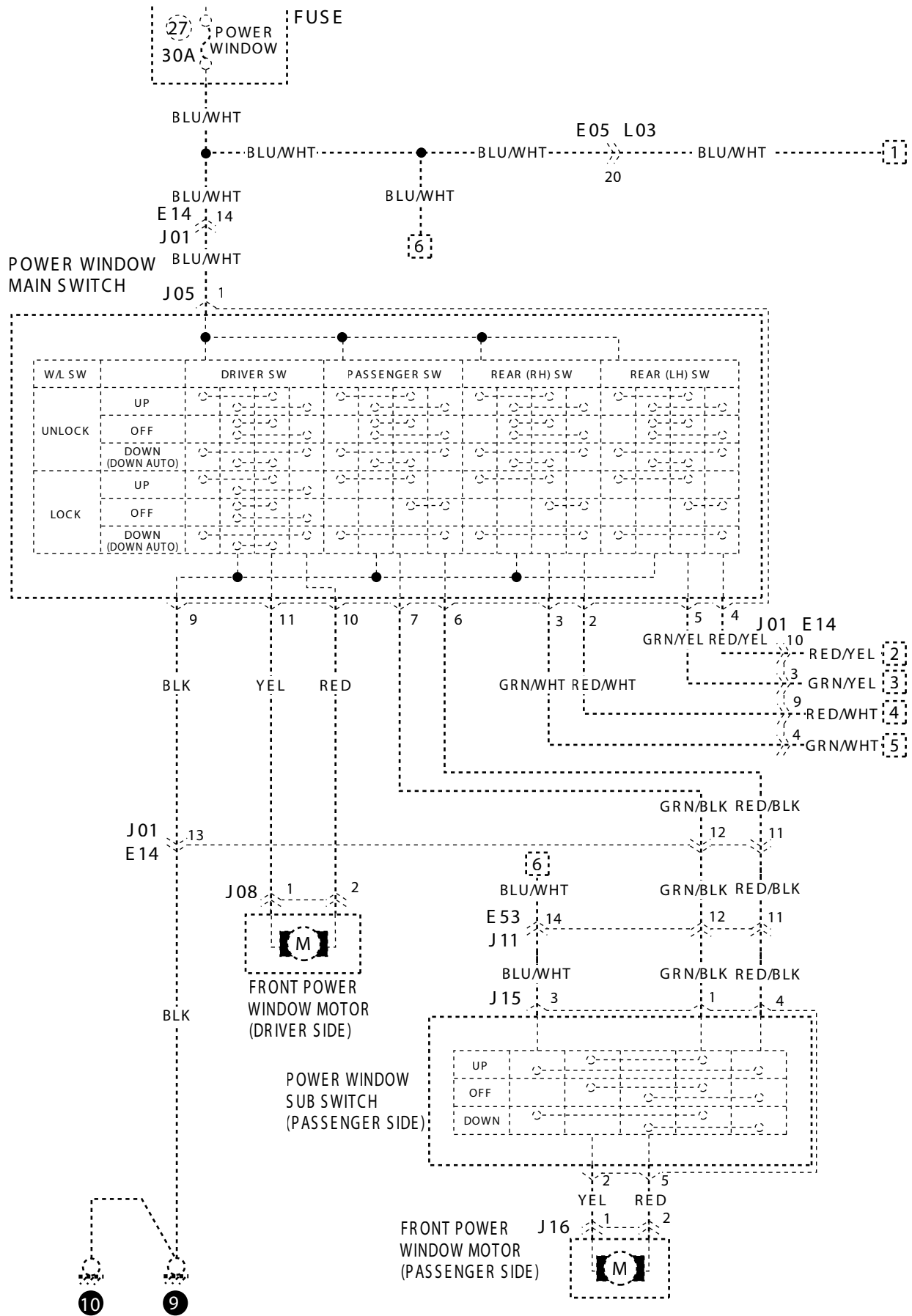
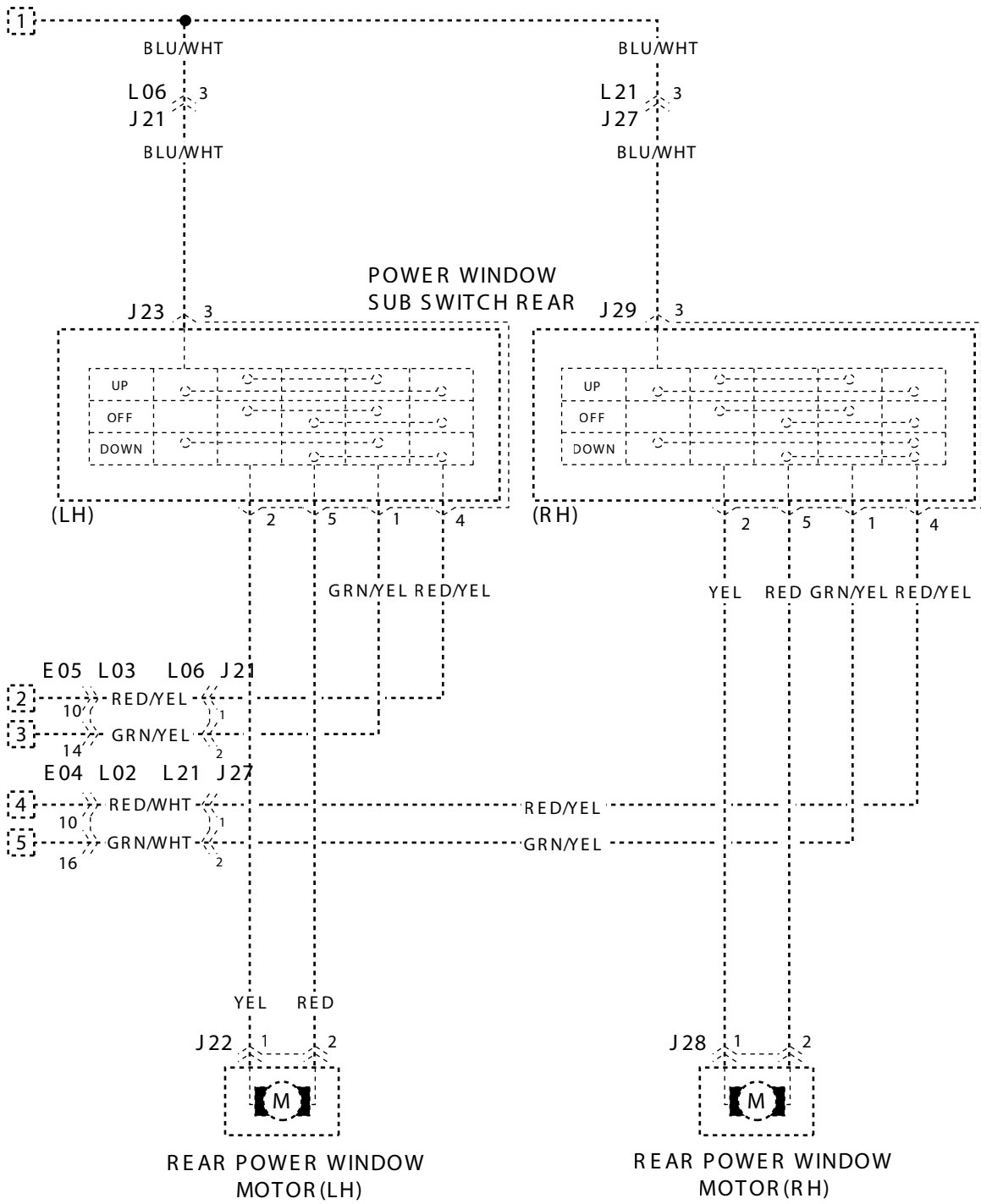


# Esquema dos vidros elétricos do Grand Vitara 2001

—

Sem controle remoto

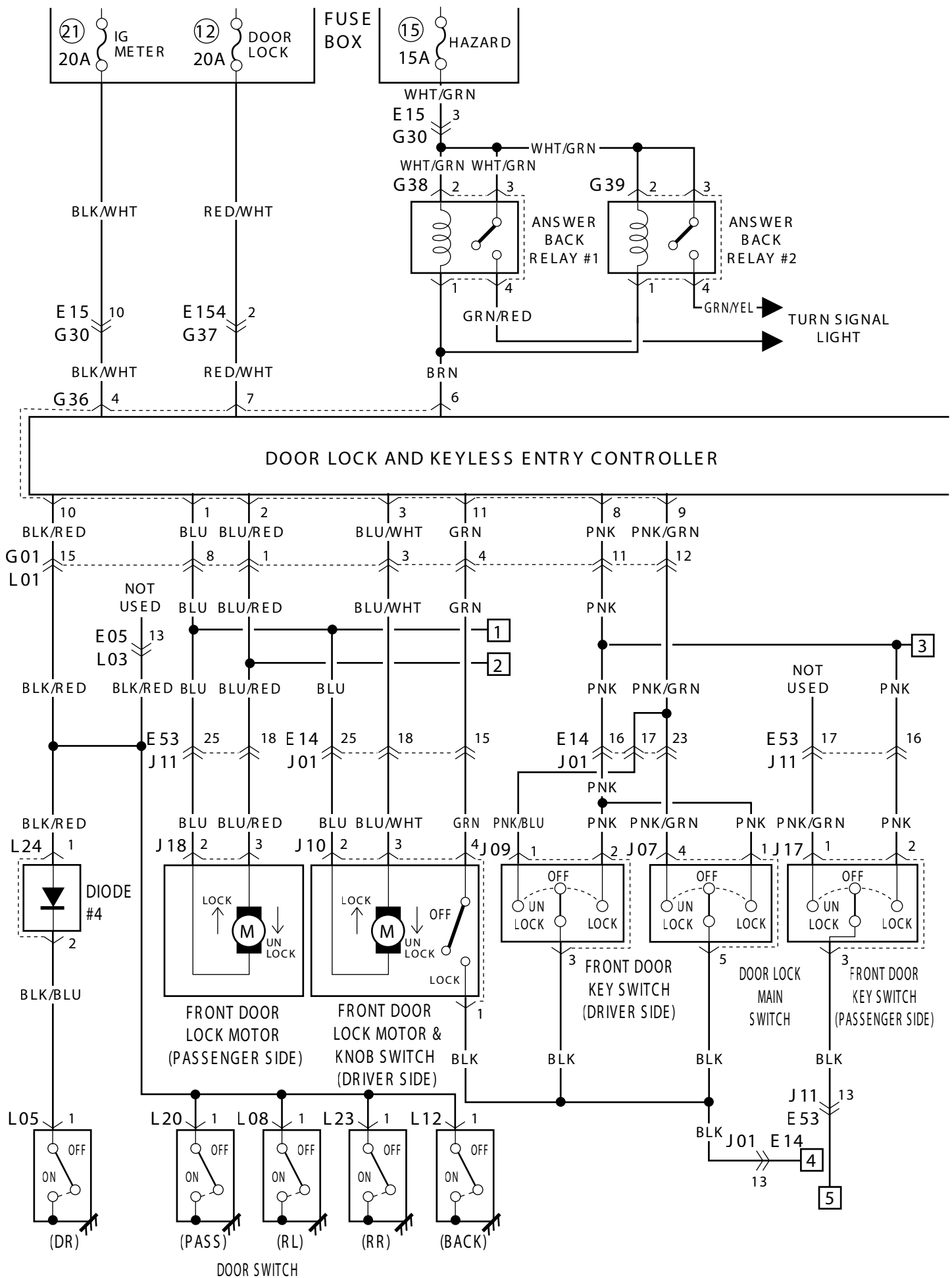




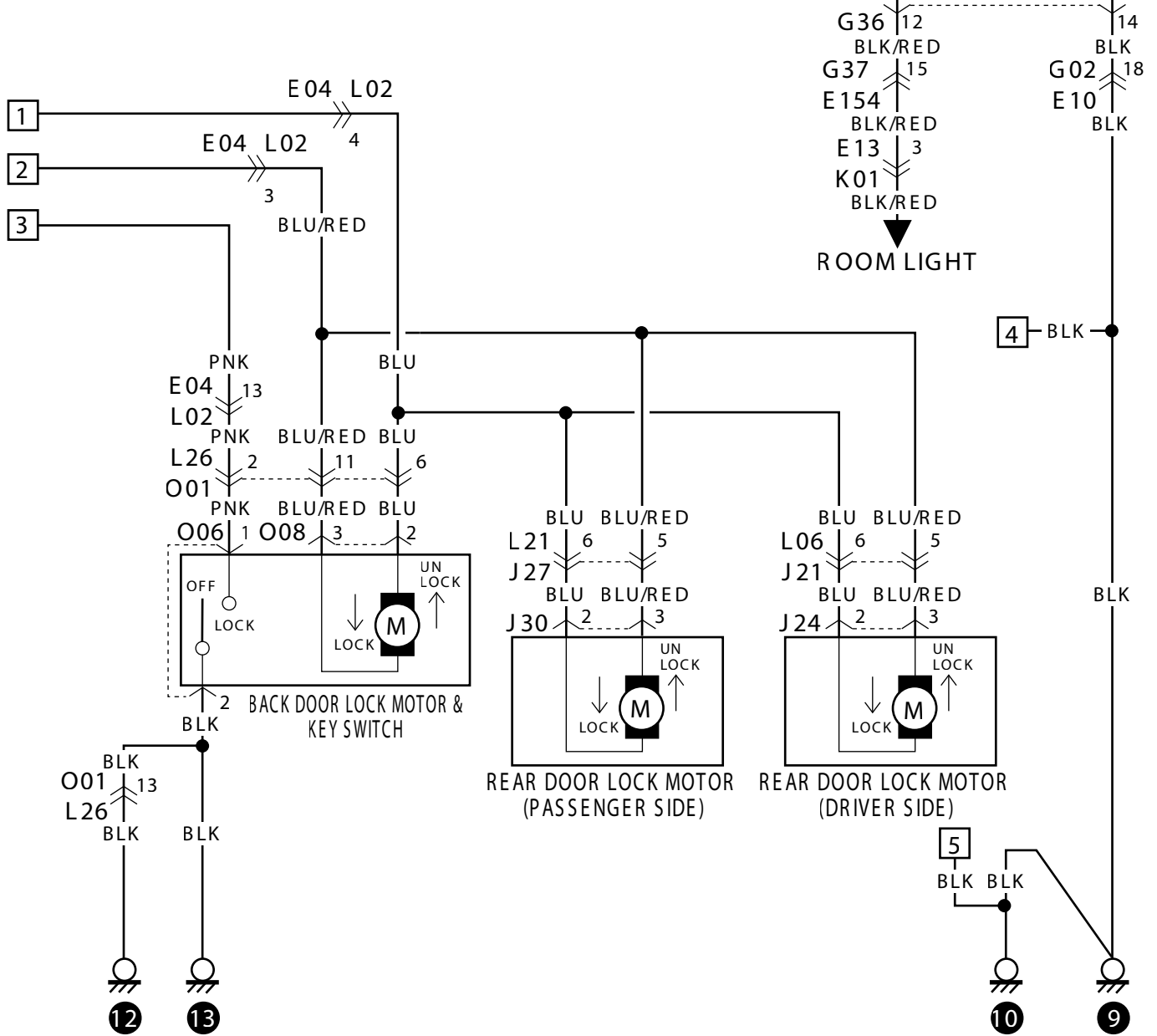
# Esquema dos vidros elétricos do Grand Vitara 2001

—

Com controle remoto



# DOOR LOCK AND KEYLESS ENTRY CONTROLLER



# Technical Bulletin

Division: Automotive  
 Category: General Tech Info

Section Title: General Info.  
 TSB No. TS 02 09112

**SUBJECT: PROGRAMMABLE KEYLESS ENTRY SYSTEM**  
**MODEL(S): ALL**  
**YEAR: 2001 - 2003**

**CONDITION:** The Keyless Entry System is inoperative when using transmitter(s). Transmitter(s) battery is good.

**CAUSE:** The signals between the transmitter and the controller are no longer programmed together (unsynchronized).

**CORRECTION:** **2003 models:** These vehicles have a programmable controller. Use the applicable Service Manual to diagnose the concern. Replace only the individual components as necessary. **DO NOT install a set.** Then use the programming procedure located in the Vehicle Owner's Manual.

**2001 - 2002 models:** Use the applicable Service Manual to diagnose the concern. If diagnostics determine the transmitters(s) or controller need to be replaced, **install a new programmable Keyless Controller Set.** Then use the programming procedure located in the KEYLESS ENTRY SYSTEM OWNER'S MANUAL SUPPLEMENT packaged in the set.

**PART(S) INFORMATION:**

PART NUMBER	DESCRIPTION	QTY.	NOTES
37190-54G50	Keyless Controller Set	1	<b>2002 Aerio</b> (includes controller, [2] transmitters, Keyless Entry System Owner's Manual Supplement)

Technical Service Department  
 Dealership Circulation - Initial and file:

Service Manager	Parts Manager	Service Advisor	Technicians						

Suzuki bulletins are intended for use by professional technicians, NOT a "do-it-yourselfer." They are written to inform these technicians of conditions that may occur on some vehicles, or to provide information that could assist in the proper service of a vehicle. Properly trained technicians have the equipment, tools, safety instructions, and know-how to do a job properly and safely. If a condition is described, DO NOT assume that the bulletin applies to your vehicle, or that your vehicle will have that condition. See your authorized Suzuki dealer for information on whether your vehicle may benefit from the information. Suzuki reserves the right to change technical specifications at any time without prior notice.

PART NUMBER	DESCRIPTION	QTY.	NOTES
37190-66D10	Keyless Controller Set	1	<b>2001 - 2002 Grand Vitara, Vitara</b> (includes controller, [2] transmitters, Keyless Entry System Owner's Manual Supplement)
37190-52D20	Keyless Controller Set	1	<b>2001 - 2002 XL-7</b> (includes controller, [2] transmitters, Keyless Entry System Owner's Manual Supplement)
37190-69G30	Keyless Controller Set	1	<b>2001 - 2002 Esteem</b> (includes controller, [2] transmitters, Keyless Entry System Owner's Manual Supplement)
37180-54G20	Keyless Transmitter (1key fob)	1	<b>2001- 2003 all models</b>

### 2003 MODELS

These vehicles have the programmable Keyless Controller Assembly. Use the applicable Service Manual to diagnose the concern. For component parts refer to 2003 Model Parts Catalog.

**NOTE: Replace only the individual components as necessary. DO NOT install a set.**

### 2001 - 2002 MODELS

All 2001-2002 models with keyless entry systems have a factory installed non-programmable controller assembly. This controller is identified by a white connector (see picture below) and only supports the original two transmitters provided with the vehicle. When servicing any component of the system, or if transmitters are misplaced, it requires the replacement of the controller assembly and its transmitters as a set.





A new programmable controller is now available as a set for these 2001 - 2002 vehicles. The programmable controller is identified by a label stating "PROGRAMABLE TRANSMITTER" and a grey connector as shown on previous page.

**NOTE: The new controller can support up to 4 transmitters. Extra transmitters are available (see PARTS INFORMATION).**

On these 2001-2002 models, perform the diagnostics located in the applicable Service Manual and if it states to replace the controller or transmitter(s), be sure to install the new programmable Keyless Controller Set. Then program up to four (4) transmitters to the controller using the Owner's Manual Supplement instructions which is packed with the controller set.

**NOTE: After programming the transmitters to the controller, be sure to place the Keyless Entry System Owner's Manual Supplement in with the Vehicle Owner's Manual. The customer will then have the information available to program their transmitters to their controller, if needed.**