



Fairfield
Direct Vent and Natural Vent Gas Stoves



Style is at home in your home

Performance

Fairfield Direct Vent & Natural Vent Gas Stoves

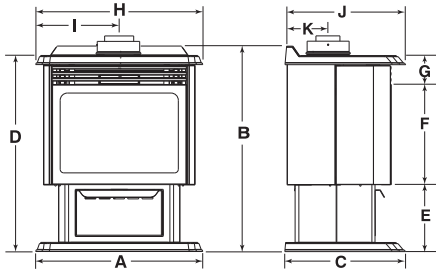
Models • RFSDV24 • RFSDV34



Add the durable warmth and beauty of Vermont Castings.

Enjoy a contemporary twist to a traditional favorite. Vermont Castings freestanding Fairfield Direct Vent Stoves bring style and warmth to any home.

RFSDV24



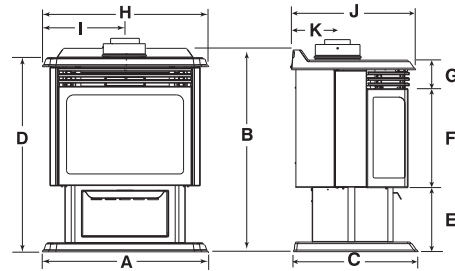
A	23" / 584 mm	G	4" / 102 mm
B	28 3/4" / 730 mm	H	23" / 584 mm
C	16 5/8" / 422 mm	I	11 1/2" / 292 mm
D	27 3/8" / 695 mm	J	16 5/8" / 422 mm
E	9 1/2" / 241 mm	K	6" / 152 mm
F	13 7/8" / 352 mm		

RFSDV24 Specifications:

BTU Input high:	20,000 LP & NG
BTU Input low:	15,000 LP / 14,000 NG
EnerGuide Ratings Fireplace Efficiency:	65.3%
AFUE by D.O.E. Efficiency:	63%
Steady State Efficiency Rating:	83% LP & 82% NG
Weight:	150 lbs
Clearances:	Back: 0" Sides: 12"

*Efficiency Rates based on steadystate testing, with fan on. Fans are optional on certain stoves.

RFSDV34



A	26 1/4" / 667 mm	G	4 1/2" / 114 mm
B	31 1/2" / 800 mm	H	26 1/4" / 667 mm
C	19 3/8" / 492 mm	I	13 1/8" / 333 mm
D	30" / 762 mm	J	19 1/2" / 495 mm
E	10" / 254 mm	K	6 3/8" / 162 mm
F	15 1/2" / 352 mm		

RFSDV34 Specifications:

BTU Input High:	30,000 LP & NG
BTU Input Low:	22,500 LP / 21,000 NG
EnerGuide Ratings Fireplace Efficiency:	72.1%
AFUE by D.O.E. Efficiency:	70%
Steady State Efficiency Rating:	84% LP & 83% NG
Weight:	155 lbs.
Clearances:	Back: 0" Sides: 12"

Features and Benefits

RFSDV24 Standard Features:

- 20,000 BTU's natural gas and propane
- Charcoal Gray color
- Patented Insta-Flame Ceramic Burner System
- Four piece Split Oak Ceramic Fiber Log Set
- Ceramic glass front window
- One-touch on/off control
- Standing pilot ignition, requires no electricity
- Can be installed through-the-wall or through the-roof

RFSDV24 Options:


- Gold door trim
- Charcoal gray, polished brass or pewter flue rings
- Variable speed, heat-activated fan kit
- Wall mounted Thermostat
- Hand held remote control
- Natural vent flue adaptor

RFSDV34 Standard Features:

- 30,000 BTU's natural gas and propane
- Charcoal gray color
- Vermont Castings™ Comfort Control System (RFN, RFP) features all-in-one valve construction, no additional fan or remote system required
- Exclusive Insta-Flame Radiant Ceramic Burner
- Six authentic "split oak" logs
- Three-sided ceramic glass viewing window

RFSDV34 Optional Features:

- Natural vent flue adaptor
- Antique or pewter window trim & flue rings
- Polished brass window trim (flue rings extra)
- Charcoal gray, polished brass or pewter flue rings



ph: 1.800.525.1898

www.vermontcastings.com
www.majesticproducts.com

YOUR DEALER