

# Wireless Charging Pad

and

Samsung GALAXY S4

# Wireless Charging Battery Covers



Charge your phone without connecting to a port or cable. Simply place your Galaxy phone on the charging pad and wait for the charging notification to appear. Certification from the Wireless Power Consortium means the Samsung Wireless Charging Pad will work with other Qi-capable devices including Wireless Charging compatible Samsung devices.

### FEATURES

- Qi certified by WPC (Wireless Power Consortium)
- Multi-colored LED ensures a good connection when charging your device. Light glows yellow for incorrect alignment and green when wireless charging is working
- Easily track the charging progress from your phone's screen


### CHARGING PAD PACKAGE CONTENTS

- Charging Pad
- User Guide
- 2 AMP Charging Cable

\* Use of Samsung Wireless Charging Pad with other charging cables will result in improper charging and may damage the Pad.



**Wireless Charging Pad with 2 AMP Charging Cable**  
MSRP \$59.99  
PART# EP-P100IJWUST2

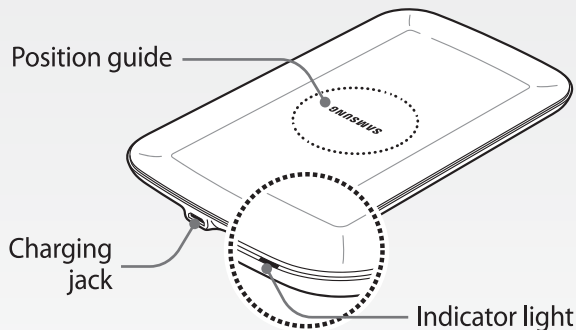


**Galaxy S™ 4 Wireless Charging Battery Covers**  
Available in Black and White

MSRP \$39.99  
PART# EP-CI950IBUSTA (Black),  
EP-CI950IWUSTA (White)

*BATTERY COVERS SOLD SEPARATE FROM WIRELESS CHARGING PAD*

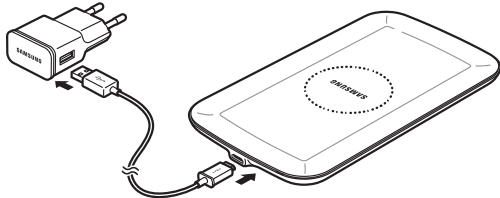
## Overview



## Using the Wireless Charging Pad

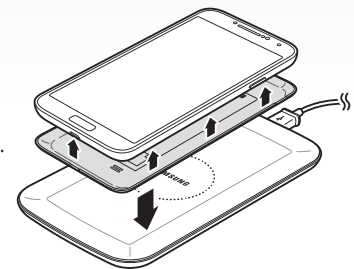
**1** Connect the Wireless Charging Pad and a charger with a charging cable, and plug the charger into an electric socket.

- When the Wireless Charging Pad is connected to the electric socket, the indicator light flashes from red to green to orange, and then turns off.



**!** Use only Samsung-approved chargers (over 2 A). Unauthorized chargers may cause damage or malfunction.

**2** Attach the Wireless Charging Cover to a smartphone, and then place the smartphone on the Wireless Charging Pad.



**!** The Wireless Charging Cover is sold separately. For more information about the Wireless Charging Cover, refer to the Wireless Charging Cover's user manual.

**3** When the smartphone is fully charged, disconnect the charger from the Wireless Charging Pad.

- !**
- Check the smartphone's battery status looking at the charging icon displayed on the screen.
  - Do not place any other object between the smartphone and the Wireless Charging Pad. The smartphone may not charge properly.
  - Charging a smartphone with the Wireless Charging Pad in an area with a weak signal may cause a significant drop in reception.
  - The Wireless Charging Pad is compatible with WPC certified devices.

Indicator light	Device status
Red → Green → Orange	When connecting to the power outlet
Orange	When not charging properly
Green	When charging properly
Off	When in Idle mode