

# Inspired<sup>✦</sup>

Kitchen Brochure 2014



*Our new  
Electrolux Inspiration  
Cooking Range*

Bring an expert into your kitchen



*Thinking of you*  
**Electrolux**

# Inspiration

Range from Electrolux

## Redefining modern living

For more than 90 years, Electrolux has been a much-loved part of homes and professional environments around the world. From refrigerators, dishwashers, washing machines and dryers through to ovens, cooktops, barbecues, vacuum cleaners and small household appliances, our products are a testament to thoughtful technology, innovation and design.

Today our Brand Ambassador, Tetsuya Wakuda, represents our passion for creativity and success in the kitchen. What's more, our successful Design Lab and Electrolux Appetite for Excellence programmes showcase our commitment to fostering young talent and future innovations.

Now with the Electrolux Inspiration range, you can enjoy the benefit of our professional knowledge and experience in your own home. You take the ingredients fresh from the fridge, as though they were bought yesterday. You switch on the Chef's secret, cooking with steam and heat together, to serve up great dishes at the touch of a button. Used pots, pans, jugs and utensils all fit into the dishwasher with ease.

Meanwhile, laundry day transforms from chore to near joy with a washer and a dryer that remember your favourite cycles, consume only what's necessary for pristine results and even offer programs that cut your ironing in half. We've thought about all the little things, so you can get the most out of our products and more out of every day.

# Come on our journey of **Inspiration**

*A kitchen needs to look great too. And our two stylish design options certainly won't disappoint. Bold and modern, the striking black range really makes a statement, while the subtle yet sophisticated stainless steel collection has been designed to complement any kitchen. Add to this stunning design features on the induction cooktop and the flat cast trivets on the gas cooktops, and you have a collection that is as beautiful as it is functional.*







# Intuitive technology to satisfy every cook

*Make every meal a masterpiece with our range of innovative features. Discover the joy of Intuitive Oven Interface (IOI™) on our ovens, Maxisense pan detection technology on our induction cooktops and the unrivalled performance of steam cooking, all designed just for you.*

## Thoughtfully designed so you can cook with confidence

A testament to style and substance, the new Inspiration range has been thoughtfully designed with an array of intuitive features so you can effortlessly achieve outstanding results at home. With a sleek minimalist design, our new range will complement any kitchen. Choose from classically modern stainless steel or make a style statement with black. But whatever design you choose, you'll experience a whole new way of cooking and delicious results every time.



## Steam cooking

Steam cooking allows you to cook every dish to perfection and get fantastic results, faster. Used in professional kitchens, this versatile cooking method preserves food's natural flavour and goodness with the power of steam and heat. Use it to bake, roast, grill and even slow cook, and produce amazing mouth-watering dishes just like a top chef.



## IOI™

At Electrolux, we're always thinking of ways to make cooking effortless. Because when cooking is easy, you enjoy the whole process that much more. So we watched how people used their ovens in real life and learnt from chefs who use programmable cooking. This allowed us to strip away complexities and confusing icons, and design a range of ovens that are so intuitive to use, you won't even need a manual. We call this IOI™, but you'll probably call it genius.





# Cooking

## *The Inspiration range*

**Freestanding cookers**

Transform your kitchen into a stylish, professional cooking space with the choice of either an induction or gas hob combined with a 90cm oven. These state-of-the-art ovens offer cutting edge technology and class-leading oven capacity that will take your love of cooking to new heights.



**Built-in ovens**

With the Electrolux range of 60cm and 90cm ovens, design meets function for truly incredible results. Incorporating the very best in oven technology, with high definition full colour animation, steam cooking and Pyrolytic cleaning (selected models only).




**Compact and Microwave ovens**

Electrolux compact ovens are beautifully designed to integrate seamlessly with the Electrolux range of black kitchen appliances. Precise temperature settings, fast heat-up and the unique ability to combine steam and hot air in your cooking, will have you creating mouth-watering dishes with ease. Our Microwave ovens are designed to complete the stainless steel Inspiration cooking range.

**Gas cooktops**

Our Inspiration range of gas cooktops add a professional touch to your kitchen. Enjoy unrivalled adjustability and go from cooking at the highest temperature to the lowest controlled simmer. Professional levels of power ensure super fast heating, while the stable cooking surface allows you to easily move pots across the flat cast trivet surface.



**Induction cooktops**

Transform your kitchen into a stylish, professional cooking space with Maxisense technology - place large pots across two zones or multiple pots on a single zone. Move pots and pans across preset power settings without having to adjust the power levels with InfinitePro Chef mode while intuitive touch slide controls allow you to simply slide your finger along the glass surface to change the cooking temperature instantly. Induction cooktops provide precision control and can be easily cleaned with a simple wipe.

**Rangehoods**

Add the stylish finishing touch to your kitchen with an Electrolux Inspiration rangehood, offering professional levels of extraction with the power to eliminate cooking odours at conversation-friendly noise levels. Choose a fully integrated model for a sleek, minimalist look or make a bold statement with stylish touch on glass controls and halogen lighting. Electrolux rangehoods are also easy to clean and maintain with dishwasher-safe removable filters.



**Barbecues**

Discover the first truly integrated barbecue in the Australian market featuring a smooth linear design that seamlessly merges your interior living space with your outdoor entertaining area. A superior oil management system drains oil and waste into easily removable containers while the unique angled surface drains oil away from the food for healthier cooking. Choose from a stylish roasting hood or a discreet lid to complete the look.

# Built-in ovens

*Discover the very best in oven technology. The unique Intuitive Oven Interface (IOI™) is so stylish and easy to use, you won't even need a manual. Other benefits include steam cooking and the easy-clean Pyrolytic function.*



**Healthier cooking with MaxiSteam**

Discover the ultimate in healthy and tastier cooking with MaxiSteam. Using this 100% full steam mode captures all of the natural flavours, colours and vitamins in your food. Perfect for vegetables and seafood.



**Huge 80L gross capacity oven**

Designed for the entertainer and larger families, this huge 80 litre capacity oven will make catering for every occasion quick and easy. Plus, energy use is also kept to a minimum, despite its size.



**Pyrolytic self-cleaning oven**

Introducing an oven that cleans itself. Pyrolytic cleaning removes the need for you to use harsh chemicals to clean your oven. Simply set the pyrolytic function, come back when it is complete and wipe away the residue (pyrolytic models only).

- IOI™
- Combination steam (selected models)
- Pyrolytic (selected models)
- MaxiSteam (selected models)
- 80L capacity
- Cool touch door



**IOI™ makes cooking easy**

To make cooking simpler, we watched how people use their ovens in real life. We then removed the complexities and designed our ovens to be so intuitive to use, you won't even need a manual. Each function has a suggested temperature, which you can adjust. Even setting the timer is easy with an automatic count-up timer, so you know how long you have been baking. We call this IOI™.

**Elegant and effective oven display**

Elegant and stylish, the full colour screen displays temperature and function feedback. The high definition full colour animation clearly shows the oven's status and proves that functional design can be beautiful too. What's more, the Black oven range (only) has a full black front when powered off. Yet, with just one touch of a button, the oven display will come to life and be ready to create your next delicious meal.



**Excellence with steam**

Steam combined with traditional hot air cooking makes good food great. The colours are richer, the food more moist and flavoursome, and your guests more satisfied.

**Cool touch door**

For added safety and confidence in the kitchen, the cool touch door features an innovative cooling system with multiple glazed panels. This design minimises the amount of heat being transferred outside the oven, ensuring a cooler kitchen environment.





IOI™ Steam Pyrolytic Oven

EVEP618BB

Black 60cm pyrolytic and steam 16 multifunction oven

Technical info



**Cut-out dimensions (mm)**  
600 (H) x 600 (W) x 581 (D)

**Product dimensions (mm)**  
597 (H) x 596 (W) x 573 (D)

Features

- MaxiSteam – 100% full steam cooking
- Steam excellence – hot air with added steam
- Pyrolytic self-clean oven for professional cleanliness without the scrubbing
- In-oven catalyser for removal of unwanted odours while cooking and cleaning
- IOI™ touch controls
- Full colour screen for temperature and function feedback
- 16 multifunctions to cater to every possible need
- Suggested temperatures for each function based on input from professional kitchens
- Extra large 80L capacity with multiple shelf levels
- Telescopic runners for easy and safe access to your cooking
- Dead front display when unit is turned off
- Quadruple glazed cool-touch door
- Mark-resistant stainless steel
- See page 54 for included accessories



IOI™ Steam Pyrolytic Oven

EVEP615SB

Stainless steel 60cm pyrolytic and steam 16 multifunction oven

Technical info



**Cut-out dimensions (mm)**  
600 (H) x 600 (W) x 581 (D)

**Product dimensions (mm)**  
597 (H) x 596 (W) x 573 (D)

Features

- MaxiSteam – 100% full steam cooking
- Steam excellence – hot air with added steam
- Pyrolytic self-clean oven for professional cleanliness without the scrubbing
- In-oven catalyser for removal of unwanted odours while cooking and cleaning
- IOI™ touch controls
- Full colour screen for temperature and function feedback
- 16 multifunctions to cater to every possible need
- Suggested temperatures for each function based on input from professional kitchens
- Extra large 80L capacity with multiple shelf levels
- Telescopic runners for easy and safe access to your cooking
- Quadruple glazed cool-touch door
- Mark-resistant stainless steel
- See page 54 for included accessories



IOI™ Pyrolytic Oven

EVEP616BB

Black 60cm pyrolytic 13 multifunction oven

Technical info



**Cut-out dimensions (mm)**  
600 (H) x 600 (W) x 581 (D)

**Product dimensions (mm)**  
597 (H) x 596 (W) x 573 (D)

Features

- Pyrolytic self-clean oven for professional cleanliness without the scrubbing
- In-oven catalyser for removal of unwanted odours while cooking and cleaning
- IOI™ touch controls
- Full colour screen for temperature and function feedback
- 13 multifunctions to cater to every possible need
- Suggested temperatures for each function based on input from professional kitchens
- Extra large 80L capacity with multiple shelf levels
- Telescopic runners for easy and safe access to your cooking
- Dead front display when unit is turned off
- Quadruple glazed cool-touch door
- Mark-resistant stainless steel
- See page 54 for included accessories



IOI™ Multifunction Oven

EVE616BA

Black 60cm 8 multifunction oven

Technical info



**Cut-out dimensions (mm)**  
600 (H) x 600 (W) x 581 (D)

**Product dimensions (mm)**  
597 (H) x 596 (W) x 573 (D)

Features

- IOI™ touch controls
- Full colour screen for temperature and function feedback
- 8 multifunctions to cater to every possible need
- Suggested temperatures for each function based on input from professional kitchens
- Extra large 80L capacity with multiple shelf levels
- Telescopic runners for easy and safe access to your cooking
- Catalytic self cleaning liners
- Dead front display when unit is turned off
- Triple glazed cool-touch door
- Mark-resistant stainless steel
- See page 54 for included accessories



IOI™ Pyrolytic Oven

EVEP613SB

Stainless steel 60cm pyrolytic 13 multifunction oven



Technical info



**Cut-out dimensions (mm)**  
600 (H) x 600 (W) x 581 (D)

**Product dimensions (mm)**  
597 (H) x 596 (W) x 573 (D)

Features

- Pyrolytic self-clean oven for professional cleanliness without the scrubbing
- In-oven catalyser for removal of unwanted odours while cooking and cleaning
- IOI™ touch controls
- Full colour screen for temperature and function feedback
- 13 multifunctions to cater to every possible need
- Suggested temperatures for each function based on input from professional kitchens
- Extra large 80L capacity with multiple shelf levels
- Telescopic runners for easy and safe access to your cooking
- Quadruple glazed cool-touch door
- Mark-resistant stainless steel
- See page 55 for included accessories

Knob Control Pyrolytic Oven

EVEP611SB

Stainless steel 60cm pyrolytic 10 multifunction oven



Technical info



**Cut-out dimensions (mm)**  
600 (H) x 600 (W) x 581 (D)

**Product dimensions (mm)**  
597 (H) x 596 (W) x 573 (D)

Features

- Pyrolytic self-clean oven for professional cleanliness without the scrubbing
- In-oven catalyser for removal of unwanted odours while cooking and cleaning
- Electronic knob controls
- Fully programmable timer and cook start delay
- 10 multifunctions to cater to every possible need
- Extra large 80L capacity with multiple shelf levels
- Telescopic runners for easy and safe access to your cooking
- Quadruple glazed cool-touch door
- Mark-resistant stainless steel
- See page 55 for included accessories

IOI™ Multifunction Oven

EVE613SA

Stainless steel 60cm 8 multifunction oven



Technical info



**Cut-out dimensions (mm)**  
600 (H) x 600 (W) x 581 (D)

**Product dimensions (mm)**  
597 (H) x 596 (W) x 573 (D)

Features

- IOI™ touch controls
- Full colour screen for temperature and function feedback
- 8 multifunctions to cater to every possible need
- Suggested temperatures for each function based on input from professional kitchens
- Extra large 80L capacity with multiple shelf levels
- Telescopic runners for easy and safe access to your cooking
- Catalytic liners
- Triple glazed cool-touch door
- Mark-resistant stainless steel
- See page 55 for included accessories

Knob Control Multifunction Oven

EVE611SA

Stainless steel 60cm 8 multifunction oven



Technical info



**Cut-out dimensions (mm)**  
600 (H) x 600 (W) x 581 (D)

**Product dimensions (mm)**  
597 (H) x 596 (W) x 573 (D)

Features

- Electronic knob controls
- Fully programmable timer and cook start delay
- 8 multifunctions to cater to every possible need
- Extra large 80L capacity with multiple shelf levels
- Telescopic runners for easy and safe access to your cooking
- Catalytic liners
- Triple glazed cool-touch door
- Mark-resistant stainless steel
- See page 55 for included accessories



IOI™ Multifunction Oven

EVE916BA

Black 90cm 12 multifunction oven



Technical info



**Cut-out dimensions (mm)**  
600 (H) x 900 (W) x 580 (D)

**Product dimensions (mm)**  
596 (H) x 895 (W) x 572 (D)

Features

- IOI™ touch controls
- Full colour screen for temperature and function feedback
- 12 multifunctions to cater to every possible need
- Twin fan system for even heat distribution
- Split grill system for the ultimate grilling flexibility
- Suggested temperatures for each function based on input from professional kitchens
- Extra large 125L capacity with multiple shelf levels
- Telescopic runners for easy and safe access to your cooking
- Catalytic self cleaning liners
- Dead front display when unit is turned off
- Triple glazed, cool-touch, soft-close door
- Mark-resistant stainless steel
- See page 56 for included accessories

IOI™ Multifunction Duo Oven

EVE623SA

Stainless steel 60cm 12/6 multifunction duo oven



Technical info



**Cut-out dimensions (mm)**  
893 (H) x 600 (W) x 581 (D)

**Product dimensions (mm)**  
890 (H) x 596 (W) x 573 (D)

Features

- IOI™ touch controls
- Full colour screen for temperature and function feedback
- 12/6 multifunctions to cater to every possible need
- Suggested temperatures for each function based on input from professional kitchens
- Extra large 80L + 46L capacity ovens with multiple shelf levels
- Telescopic runners for easy and safe access to your cooking
- Catalytic liners
- Triple glazed cool-touch door
- Mark-resistant stainless steel
- See page 57 for included accessories

IOI™ Multifunction Pyrolytic Duo

EVEP623SB

Stainless steel 60cm 12/6 multifunction pyrolytic duo oven



Technical info



**Cut-out dimensions (mm)**  
893 (H) x 600 (W) x 581 (D)

**Product dimensions (mm)**  
890 (H) x 596 (W) x 573 (D)

Features

- Pyrolytic self-clean in both oven cavities for professional cleanliness without the scrubbing
- IOI™ touch controls
- Full colour screen for temperature and function feedback
- 12/6 multifunctions to cater to every possible need
- Suggested temperatures for each function based on input from professional kitchens
- Extra large 80L + 46L capacity ovens with multiple shelf levels
- Telescopic runners for easy and safe access to your cooking
- Quadruple glazed cool-touch door
- Mark-resistant stainless steel
- See page 57 for included accessories

IOI™ Multifunction Pyrolytic Duo

EVEP623BB

Blackl 60cm 12/6 multifunction pyrolytic duo oven



Technical info



Cut-out dimensions (mm)  
893 (H) x 600 (W) x 581 (D)

Product dimensions (mm)  
890 (H) x 596 (W) x 573 (D)

Features

- Pyrolytic self-clean in both oven cavities for professional cleanliness without the scrubbing
- IOI™ touch controls
- Full colour screen for temperature and function feedback
- 12/6 multifunctions to cater to every possible need
- Suggested temperatures for each function based on input from professional kitchens
- Extra large 80L + 46L capacity ovens with multiple shelf levels
- Telescopic runners for easy and safe access to your cooking
- Quadruple glazed cool-touch door
- Mark-resistant stainless steel
- See page 57 for included accessories

IOI™ Control Double Oven

EVE633SA

Stainless steel 60cm 12/12 multifunction double oven



Technical info



Cut-out dimensions (mm)  
1086 (H) x 600 (W) x 581 (D)

Product dimensions (mm)  
1083 (H) x 596 (W) x 573 (D)

Features

- IOI™ touch controls
- Full colour screen for temperature and function feedback
- 12/12 multifunctions to cater to every possible need
- Suggested temperatures for each function based on input from professional kitchens
- 2 extra large 80L ovens with multiple shelf levels
- Telescopic runners for easy and safe access to your cooking
- Catalytic liners
- Triple glazed cool-touch door
- Mark-resistant stainless steel
- See page 57 for included accessories





# Freestanding cookers

*Transform your kitchen into a stylish, professional cooking space with the choice of either an induction or gas hob combined with a 90cm oven. These state-of-the-art ovens offer cutting edge technology and class-leading oven capacity that will take your love of cooking to new heights.*



**IOI™ makes cooking easy**

To make cooking simpler, we watched how people use their ovens in real life. We then removed the complexities and designed our ovens to be so intuitive to use, you won't even need a manual. Each function has a suggested temperature, which you can adjust. Even setting the timer is easy with an automatic count-up timer, so you know how long you have been baking. We call this IOI™.

**Twin fan system**

Cook each dish to perfection with the twin fan system. Fans rotate in opposite directions, distributing heat evenly throughout the oven, so you enjoy great results every time.



- 6 zone induction or 6 burner gas cooktop
- IOI™
- Twin fan system
- Split system grill
- 125L capacity
- Cool touch door



**Elegant and effective oven display**

Elegant and stylish, the full colour screen displays temperature and function feedback. The high definition full colour animation clearly shows the oven's status and proves that functional design can be beautiful too. What's more, the oven range has a full black front when powered off. Yet, with just one touch of a button, the oven display will come to life and be ready to create your next delicious meal.



**Split system grill**

Take grilling to a new level of flexibility with the split grill system. Select to utilise both of the powerful grill elements, or just the one, depending on your cooking needs. For further control of your grilling, select to grill on either low or high temperature levels, or with the assistance of the fan.

**Huge 125L gross capacity**

Designed for the entertainer and large families, this large capacity 125-litre oven will make catering for every occasion quick and easy. Plus, energy use is also kept to a minimum, despite its size.



**Cool touch door**

For added safety and confidence in the kitchen, the cool touch door features an innovative cooling system with triple glazed panels. This design minimises the amount of heat being transferred outside the oven, ensuring a cooler kitchen environment.



IOI™ Freestanding Induction Cooker

EFE956BA

Black 90cm 12 multifunction oven  
with 6 zone MaxiSense InfinitePro  
induction hob



Technical info



Cavity dimensions (mm)

900 nominal (H) x 900 min (W) x 600 (D)

Product dimensions (mm)

906-926 (H) x 895 (W) x 600 (D)

Features - oven

- Full colour screen for temperature and function feedback
- Twin fan system for even heat distribution
- Split grill system for the ultimate grilling flexibility
- Extra large 125L capacity with multiple shelf levels
- Telescopic runners for easy and safe access to your cooking
- Catalytic self cleaning liners
- Triple glazed cool-touch soft close door
- Mark-resistant stainless steel
- See page 58 for included accessories

Features - cooktop

- Chef mode which enables bridging of the 6 zones into 3 MaxiZones at preset temperatures
- 14 stage touch and slide controls for accuracy and ease
- Power boost function for maximum power and speed when required
- Stop & Go function
- Timer and minute minder for controlled cooking
- 6 x 2300W zones with boost up to 3200W
- Auto warm-up function

IOI™ Freestanding Dual Fuel Cooker

EFE916BA

Black 90cm 12 multifunction oven  
with 6 burner gas hob



Technical info



Cavity dimensions (mm)

900 nominal (H) x 900 min (W) x 600 (D)

Product dimensions (mm)

910-930 (H) x 895 (W) x 600 (D)

Features - oven

- Full colour screen for temperature and function feedback
- Twin fan system for even heat distribution
- Split grill system for the ultimate grilling flexibility
- Extra large 125L capacity with multiple shelf levels
- Telescopic runners for easy and safe access to your cooking
- Catalytic self cleaning liners
- Triple glazed cool-touch soft close door
- Mark-resistant stainless steel
- See page 59 for included accessories

Features - cooktop

- Two powerful 17 MJ/h wok burners
- Gentle 1MJ/h for simmering
- Dual valve control for better range of power on wok burners
- Cast trivets give a broad flat work surface for easy movement of pots and pans
- Flame failure safety device
- Solid metal and black glass knobs for quality feel and control
- Electronic ignition



Model shown EFE916BA.



# Compact and microwave ovens

*Beautifully designed, the compact multifunction ovens are big on performance. With a host of standout features like precise temperature settings, fast heat-up and the ability to combine steam and hot air in your cooking, you'll create mouth-watering dishes with ease.*



**Save time with a favourites program**  
Save time and enjoy the convenience of cooking your favourite dishes with the touch of a button. Simply program in your own preferred cooking mode and you'll avoid having to re-program the oven every time you cook your chosen dish.

- Precise temperature setting
- Favourites program
- Pre-defined programs
- Fast heat-up function
- Cool touch door on compact range
- Cook with steam and hot air



**Precise temperature setting**  
Take control of your cooking and cook every dish to perfection. With the benefit of precise temperature setting, you will always achieve the cooking results you desire.



**Convenient automatic pre-defined programs**  
Every cook needs a hand in the kitchen. The convenient automatic pre-defined programs feature an array of recipes to help make cooking a breeze.

**Cook with steam and hot air**  
The compact CombiSteam oven uses a combination of steam and hot air, a cooking method perfected by Electrolux for professionals. Cooking with steam locks in flavour and vital nutrients, while also preventing the cross-contamination of flavours.



**Fast heat-up function**  
When you need to start cooking immediately, simply use the fast heat-up function. Guaranteed to save you time and hassle.



**Smooth stylish control panel**  
Simple to operate and beautifully designed, the flat stylish panel with touch on glass controls is so easy to clean.

Compact Steam Oven

EVE678BA

Black 38cm compact combination oven with grill, steam and hot air



Technical info



Flush fit cut-out dimensions (mm)  
391 (H) x 600 (W) x 570 (D)

Product dimensions (mm)  
388 (H) x 596 (W) x 567 (D)

Features

- 16 multifunctions
- Convection oven with grill
- A compact oven offering combination steam cooking
- Full touch controls to ensure precise setting of the temperature and functions
- Quadruple glazed door for cooler door temperatures
- Child safety device for added confidence
- Design alignment with black 60cm ovens and other compact ovens
- Full, half and quarter steam
- ‘Favourite’ program
- Mark-resistant stainless steel
- See page 60 for included accessories

Compact Microwave Oven

EVEM677BA

Black 38cm compact microwave, grill and fan forced oven



Technical info



Flush fit cut-out dimensions (mm)  
391 (H) x 600 (W) x 570 (D)

Product dimensions (mm)  
388 (H) x 596 (W) x 567 (D)

Features

- 12 multifunctions
- 45 pre-set recipes
- Full touch controls to ensure precise setting of the temperature and functions
- Fully programmable timer
- Pre-program and save up to 20 favourite functions
- Quadruple glazed door for cooler door temperature
- Child safety device for added confidence
- Design alignment with black 60cm ovens and other compact ovens
- Mark-resistant stainless steel
- See page 60 for included accessories

Compact Multifunction Oven

EVE676BA

Black 38cm compact oven with grill



Technical info



Flush fit cut-out dimensions (mm)  
391 (H) x 600 (W) x 570 (D)

Product dimensions (mm)  
388 (H) x 596 (W) x 567 (D)

Features

- 11 multifunctions
- Convection oven with grill
- Full touch controls to ensure precise setting of the temperature and functions
- Pre-program and save up to 20 favourite functions
- Quadruple glazed door for cooler door temperature
- Child safety device for added confidence
- Design alignment with black 60cm ovens and other compact ovens
- ‘Favourite’ program
- Mark-resistant stainless steel
- See page 60 for included accessories

Built-in Combi Microwave Oven

EMB2527BA

Built-in combination microwave oven



Technical info



Product dimensions (mm)  
388 (H) x 595 (W) x 550 (D)  
(with trim kit)

Features

- Built-in for seamless integration
- 7 cooking modes
- Easy touch controls
- Auto defrost
- Mark-resistant stainless steel + glass
- Full digital display
- Convection, microwave and grill
- 9 Power levels

Countertop Combi Microwave Oven

EMF2527BA

Countertop combination microwave oven



Technical info



Product dimensions (mm)  
380 (H) x 560 (W) x 550 (D)

Features

- Countertop for added convenience
- 7 cooking modes
- Easy touch controls
- Auto defrost
- Mark-resistant stainless steel + glass
- Full digital display
- Convection, microwave and grill
- 9 Power levels



# Gas Cooktops

*Experience the ultimate kitchen companion. Our Inspiration range of gas cooktops add a stylish touch to your kitchen. Professional levels of power ensure super fast heating, while the stable cooking surface allows you to easily move pots across the flat cast trivet surface.*



**Innovative wok burner**  
Take your cooking expertise to the next level with our innovative wok burner. With professional levels of power, you will experience super fast heating and amazing results every time.

- Innovative wok burner
- Versatile dual gas valve on wok burner
- Flame failure safety device on each burner
- Flat cast trivets



**Versatile dual gas valve**  
Experience fast heating and slow simmering from professional levels of power from 17MJ to 1MJ. The highest setting allows for rapid boiling, searing and stir-frys while the lowest lets you simmer slowly and is ideal for delicate sauces.



**Convenient electronic ignition**  
The convenient press down and hold electronic ignition is operated by burner control knobs and alleviates the need for untidy matches and gas guns.



**Flame failure safety device**  
For added peace of mind, the flame failure safety device shuts down the gas if the flame becomes accidentally extinguished while cooking. This gives you confidence to use your cooktop at the lowest simmer and also reduces the risk of fire.



**Stability with flat cast trivets**  
Experience a supremely stable and stylish cooking surface with flat cast trivets. Enjoy peace of mind when cooking with a large heavy pot with the practicality of a flat surface when moving pots and pans across the cooktop.

5 Burner Gas Cooktop

**EHG955SA**  
Stainless steel 90cm front control gas cooktop

Technical info



**Cut-out dimensions (mm)**  
880 (W) x 490 (D)

**Product dimensions (mm)**  
44 (H) x 895 (W) x 530 (D)



Features

- Powerful 17MJ/h wok burner for rapid heating of large pots and pans
- Gentle 1MJ/h for simmering
- Dual valve control for better range of power on wok burner
- Cast trivets give a broad flat work surface for easy movement of pots and pans
- Flame failure safety device
- Metalised knobs for quality feel and control
- High durability stainless steel construction
- Electronic ignition
- Laser etched graphics
- Front control for easy access
- Wok trivet supplied

4 Burner Gas Cooktop

**EHG645SA**  
Stainless steel 60cm front control gas cooktop

Technical info



**Cut-out dimensions (mm)**  
560 (W) x 490 (D)

**Product dimensions (mm)**  
44 (H) x 595 (W) x 530 (D)



Features

- Powerful 17MJ/h wok burner for rapid heating of large pots and pans
- Gentle 1MJ/h for simmering
- Dual valve control for better range of power on wok burner
- Cast trivets give a broad flat work surface for easy movement of pots and pans
- Flame failure safety device
- Metalised knobs for quality feel and control
- High durability stainless steel construction
- Electronic ignition
- Laser etched graphics
- Front control for easy access
- Wok trivet supplied

5 Burner Gas Cooktop

**EHG755SA**  
Stainless steel 75cm front control gas cooktop

Technical info



**Cut-out dimensions (mm)**  
730 (W) x 490 (D)

**Product dimensions (mm)**  
44 (H) x 745 (W) x 530 (D)



Features

- Powerful 17MJ/h wok burner for rapid heating of large pots and pans
- Gentle 1MJ/h for simmering
- Dual valve control for better range of power on wok burner
- Cast trivets give a broad flat work surface for easy movement of pots and pans
- Flame failure safety device
- Metalised knobs for quality feel and control
- High durability stainless steel construction
- Electronic ignition
- Laser etched graphics
- Front control for easy access
- Wok trivet supplied

5 Burner Glass Gas Cooktop


**EHG953BA**  
Black glass 90cm side control gas cooktop

Technical info



**Cut-out dimensions (mm)**  
830 (W) x 470 (D)

**Product dimensions (mm)**  
55 (H) x 861 (W) x 520 (D)



Features

- Powerful 17MJ/h wok burner for rapid heating of large pots and pans
- Gentle 1MJ/h for simmering
- Dual valve control for better range of power on wok burner
- Cast trivets give a broad flat work surface for easy movement of pots and pans
- Flame failure safety device
- Metalised knobs for quality feel and control
- Toughened ceran glass for high durability
- Electronic ignition
- Side control
- Wok trivet supplied



4 Burner Gas Cooktop

**EHG643BA**  
**Black glass 60cm side control gas cooktop**



Technical info



**Cut-out dimensions (mm)**  
570 (W) x 490 (D)

**Product dimensions (mm)**  
56 (H) x 610 (W) x 520 (D)

Features

- Powerful 17MJ/h wok burner for rapid heating of large pots and pans
- Gentle 1MJ/h for simmering
- Dual valve control for better range of power on wok burner
- Cast trivets give a broad flat work surface for easy movement of pots and pans
- Flame failure safety device
- Metalised knobs for quality feel and control
- Toughened ceran glass for high durability
- Electronic ignition
- Side control
- Wok trivet supplied

5 Burner Gas Cooktop

**EHG953SA**  
**Stainless steel 90cm side control gas cooktop**



Technical info



**Cut-out dimensions (mm)**  
830 (W) x 470 (D)

**Product dimensions (mm)**  
47 (H) x 860 (W) x 520 (D)

Features

- Powerful 17MJ/h wok burner for rapid heating of large pots and pans
- Gentle 1MJ/h for simmering
- Dual valve control for better range of power on wok burner
- Cast trivets give a broad flat work surface for easy movement of pots and pans
- Flame failure safety device
- Metalised knobs for quality feel and control
- High durability stainless steel construction
- Electronic ignition
- Laser etched graphics
- Side control
- Wok trivet supplied

Single Glass Gas Cooktop

**EHG313BA**  
**Black glass 32cm single power burner gas cooktop**



Technical info



**Cut-out dimensions (mm)**  
303 (W) x 485 (D)

**Product dimensions (mm)**  
56 (H) x 320 (W) x 520 (D)

Features

- Powerful 17MJ/h wok burner for rapid heating of large pots and pans
- Gentle 1MJ/h for simmering
- Dual valve control for better range of power on wok burner
- Cast trivets give a broad flat work surface for easy movement of pots and pans
- Flame failure safety device
- Toughened ceran glass for high durability
- Integrates with 60, 70 & 80cm Maxisense induction cooktops
- Electronic ignition
- Front control for easy access
- Wok trivet supplied

4 Burner Gas Cooktop

**EHG643SA**  
**Stainless steel 60cm side control gas cooktop**



Technical info



**Cut-out dimensions (mm)**  
570 (W) x 490 (D)

**Product dimensions (mm)**  
45 (H) x 600 (W) x 520 (D)

Features

- Powerful 17MJ/h wok burner for rapid heating of large pots and pans
- Gentle 1MJ/h for simmering
- Dual valve control for better range of power on wok burner
- Cast trivets give a broad flat work surface for easy movement of pots and pans
- Flame failure safety device
- Metalised knobs for quality feel and control
- High durability stainless steel construction
- Electronic ignition
- Laser etched graphics
- Side control
- Wok trivet supplied

# Ceramic and induction cooktops

*Electrolux Inspiration induction cooktops enjoy premium features like Maxisense, an innovative pan detection technology and InfinitePro Chef mode\*, where you can move pots and pans across preset power settings without having to adjust the power levels.*

(\*EH1965BA only)



**Induction - Unique halo lighting**  
For the ultimate design statement, stunning halo lighting around the edges of the cooktop provides a striking look, whether your cooktop is in use or not. (EH1938BA only)



**Induction - Cook like a professional with InfinitePro**  
Cook like a professional with InfinitePro Chef mode. With the ability to move pots and pans across preset power settings without having to adjust controls, you'll enjoy a whole new way of cooking. (EH1965BA only)

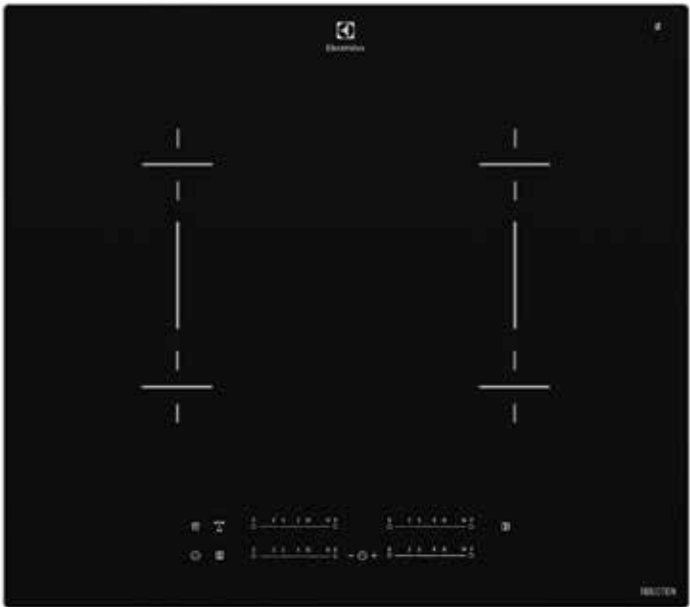


**Induction - High performance induction technology**  
Have complete control with precise cooking. Cook from simmer to a boil instantly while using induction technology. Providing the ultimate in safety, induction cooking generates heat in the cookware, so the cooking surface cools much more quickly than other types of cooktops. The surface is also easy to clean, as spills can be simply wiped away.



**Induction - Pause cooking with Stop & Go**  
Created for those unexpected interruptions, the efficient Stop & Go function allows you to temporarily leave the cooktop on a keep-warm setting if you are called away. When you are ready to start cooking again, simply press Stop & Go, and the cooktop will return to your previous setting.

- **Unique halo lighting\***  
\*EH1938BA only
- **Cook like a professional with InfinitePro<sup>†</sup> Chef mode**  
<sup>†</sup>EH1965BA only
- **High performance induction technology**  
(induction only)
- **Stylish, simple touch controls**
- **Effortlessly easy to clean**
- **Pause cooking with Stop & Go**  
(induction only)



**Induction: Maxisense - cooking flexibility with professional results**  
The Maxisense induction cooktops are developed with cooking zones which detect pan presence and location. Cookware can be placed across paired zones for a greater cooking surface\*. The optional accessory, E:Motion wok trivet, does not heat up and allows for wok cooking on your induction cooktop (EIWT01).  
\*Please note cooking results can vary based on type of cookware and method of cooking.



**Ceramic - Stylish, simple touch controls**  
Designed for style and ease of use, the simple touch controls make it easy to control the heat and allow you to concentrate on preparing the perfect meal.



**Ceramic - Effortlessly easy to clean**  
The smooth and stylish black ceramic surface is tough and durable, yet also easy to maintain. A simple wipe and you're done. Plus, as it is a completely flat surface, cooking space is maximised.



**Ceramic - Innovative triple zone cooktop**  
Enjoy supreme flexibility and control with every dish you create. Of the four cooking positions, one element is a triple zone hotplate, which gives you the flexibility of three variable hotplates in one.



InfinitePro Induction Cooktop

EHl965BA

90cm 6 zone Maxisense induction cooktop with Chef mode

Technical info

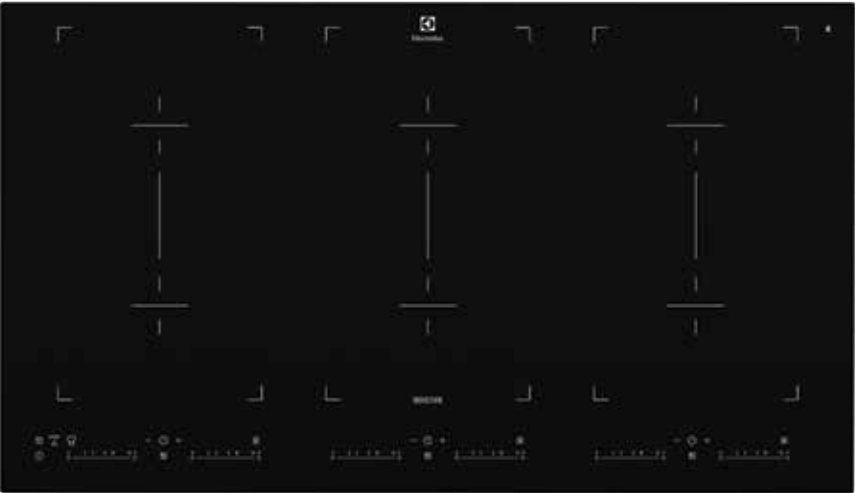


Cut-out dimensions (mm)  
880 (W) x 490 (D)

Product dimensions (mm)  
55 (H) x 910 (W) x 520 (D)

Features

- Chef mode which enables bridging of the 6 zones into 3 MaxiZones at preset temperatures
- 14 stage touch and slide controls for accuracy and ease
- Power boost function for maximum power and speed when required
- Stop & Go function
- Timer and minute minder for controlled cooking
- Front control for easy access
- 6 x 2300W zones with boost up to 3200W
- Auto pot detection
- Residual heat indicators
- Auto warm-up function
- Optional accessory - E:Motion Wok Trivet - EIWT01



3 Zone Maxisense Halo Cooktop

EHl938BA

90cm 3 zone inline Maxisense induction cooktop with Halo lighting and zone flexibility

Technical info



Cut-out dimensions (mm)  
892 (W) x 392 (D)

Product dimensions (mm)  
55 (H) x 914 (W) x 414 (D)

Features

- Halo ambient lighting system for the ultimate design statement
- 3 inline Maxisense zones offering multi-pot and zone flexibility
- 14 stage touch and slide controls for accuracy and ease
- Power boost function for maximum power and speed when required
- Stop & Go function
- Timer for controlled cooking
- Front control for easy access
- 3 x 2300W zone with boost up to 3200W
- Auto pot detection
- Optional accessory - E:Motion Wok Trivet - EIWT01



3 Zone Maxisense Cooktop

EHl935BA

90cm 3 zone inline Maxisense induction cooktop with zone flexibility

Technical info



Cut-out dimensions (mm)  
880 (W) x 380 (D)

Product dimensions (mm)  
55 (H) x 910 (W) x 410 (D)

Features

- 3 inline Maxisense zones offering multi-pot and zone flexibility
- 14 stage touch and slide controls for accuracy and ease
- Power boost function for maximum power and speed when required
- Stop & Go function
- Timer and minute minder for controlled cooking
- Front control for easy access
- 3 x 2300W zone with boost up to 3200W
- Auto pot detection
- Residual heat indicators
- Auto warm-up function
- Optional accessory - E:Motion Wok Trivet - EIWT01



4 Zone Maxisense Cooktop

EHl845BA

80cm 4 zone Maxisense induction cooktop with zone flexibility

Technical info



Cut-out dimensions (mm)  
750 (W) x 490 (H)

Product dimensions (mm)  
55 (H) x 780 (W) x 520 (D)

Features

- 4 Maxisense zones offering multi-pot and zone flexibility
- Spacious cooking surface
- 14 stage touch and slide controls for accuracy and ease
- Power boost function for maximum power and speed when required
- Stop & Go function
- Timer and minute minder for controlled cooking
- Front control for easy access
- 4 x 2300W zones capable of boost up to 3200W
- Auto pot detection
- Residual heat indicators
- Auto warm-up function
- Optional accessory - E:Motion Wok Trivet - EIWT01



4 Zone Maxisense Cooktop

**EHI745BA**  
70cm 4 zone Maxisense induction cooktop with zone flexibility

Technical info



**Cut-out dimensions (mm)**  
680 (W) x 490 (H)

**Product dimensions (mm)**  
55 (H) x 710 (W) x 520 (D)

Features

- 4 Maxisense zones offering multi-pot and zone flexibility
- Versatile 70cm cooking surface
- 14 stage touch and slide controls for accuracy and ease
- Power boost function for maximum power and speed when required
- Stop & Go function
- Timer and minute minder for controlled cooking
- Front control for easy access
- 4 x 2300W zones capable of boost up to 3200W
- Auto pot detection
- Residual heat indicators
- Auto warm-up function
- Optional accessory - E:Motion Wok Trivet - EIWT01



4 Zone Maxisense Cooktop

**EHI645BA**  
60cm 4 zone Maxisense induction cooktop with zone flexibility

Technical info

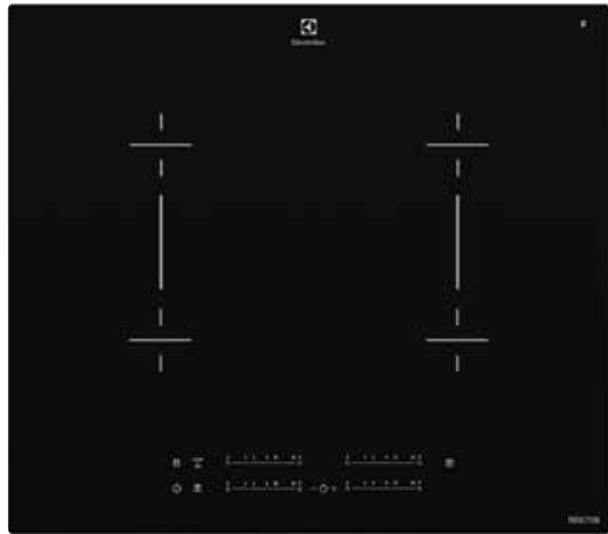


**Cut-out dimensions (mm)**  
560 (W) x 490 (H)

**Product dimensions (mm)**  
55 (H) x 590 (W) x 520 (D)

Features

- 4 Maxisense zones offering multi-pot and zone flexibility
- 14 stage touch and slide controls for accuracy and ease
- Power boost function for maximum power and speed when required
- Stop & Go function
- Timer and minute minder for controlled cooking
- 4 x 2300W zones capable of boost up to 3200W
- Front control for easy access
- Auto pot detection
- Residual heat indicators
- Auto warm-up function
- Optional accessory - E:Motion Wok Trivet - EIWT01



4 Zone Ceramic Cooktop

**EHC944BA**  
90cm 4 zone ceran cooktop with touch controls

Technical info



**Cut-out dimensions (mm)**  
880 (W) x 490 (H)

**Product dimensions (mm)**  
55 (H) x 900 (W) x 520 (D)

Features

- 4 cooking zones including 1 triple cooking zone for extra versatility
- Touch controls
- Sleek frameless design
- Black ceramic glass
- Safety child lock
- Front control for easy access



4 Zone Ceramic Cooktop

**EHC644BA**  
60cm 4 zone electric cooktop with touch controls

Technical info



**Cut-out dimensions (mm)**  
560 (W) x 490 (H)

**Product dimensions (mm)**  
55 (H) x 590 (W) x 520 (D)

Features

- 4 cooking zones including 1 triple cooking zone for extra versatility
- Touch controls
- Sleek frameless design
- Black ceramic glass
- Safety child lock
- Front control for easy access






# Rangehoods

*With a streamlined design, the Inspiration rangehoods offer professional levels of extraction with the power to eliminate cooking odours and improve air quality, while keeping noise to a minimum. Choose a sleek, fully integrated model or make a statement with stylish touch on glass controls and halogen lighting.*



**Stylish touch controls**

Providing the ultimate control with a sleek and stylish design, choose from either touch on stainless steel or touch on glass controls.



**Improved air quality**

Inspired by the demands of professional kitchens, our Inspiration rangehoods quietly and efficiently remove cooking odours, smoke and steam. Air quality is also improved, so you enjoy maximum freshness.

● **Stylish touch controls**

● **Professional levels of extraction**

● **Low noise levels**

● **Improved air quality**

● **Easy to clean and maintain**



**Professional levels of extraction**

Remove smoke and steam quickly and efficiently from your kitchen. Enjoy professional levels of extraction with our highest performance rangehoods, which draw up to 2000m³/h.



**Beautifully designed**

Created with sleek lines and a stunning aesthetic, the range has been carefully designed so that each appliance looks individually stunning, yet also fits beautifully together.



**Low noise levels**

Keep the noise down and your productivity up. With conversation-friendly noise levels even at maximum power, you will enjoy the perfect environment for entertaining.



**Easy to clean and maintain**

Cleaning needn't be a chore. And with our Inspiration rangehoods, it isn't. Designed to be easy to clean, simply put the removable filters into the dishwasher.

ProLine Canopy Rangehood

ERHC1238S

120cm indoor/outdoor canopy rangehood



Technical info



Duct diameter (mm)  
200

Product dimensions (mm)  
415 (H) x 1195 (W) x 580 (D)

Features

- 316 Marine grade stainless steel construction for use indoors and outdoors
- Elegant electronic touch controls
- Dishwasher safe filters
- Professional levels of extraction with 2000m³/hr
- Halogen lighting for effective illumination of the cooking or barbecuing area
- 2 x motors/fans
- 3 speeds plus boost to cater to your needs
- 65dB(A) maximum

ProLine Canopy Rangehood

ERHC938S

90cm indoor/outdoor canopy rangehood



Technical info



Duct diameter (mm)  
200

Product dimensions (mm)  
415 (H) x 895 (W) x 580 (D)

Features

- 316 Marine grade stainless steel construction for use indoors and outdoors
- Elegant electronic touch controls
- Dishwasher safe filters
- Professional levels of extraction with 1200m³/hr
- Halogen lighting for effective illumination of the cooking or barbecuing area
- 1 x motor/fan
- 3 speeds plus boost to cater to your needs
- 62dB(A) Maximum

Canopy Rangehood

ERC926BA

90cm slimline black touch control canopy rangehood



Technical info



Duct diameter (mm)  
200

Product dimensions (mm)  
38 (H) x 895 (W) x 500 (D)

Features

- Stylish combination of stainless steel and black 'Touch on' glass controls
- Backlit controls for easy use
- Dishwasher safe filters
- Low energy, high performance dimmable LED strip lighting
- 3 speeds plus Boost
- Maximum 1000m³/h extraction
- Filter saturation sensor
- Low noise levels during operation
- 68 dB(A) maximum

Canopy Rangehood

ERC925SA

90cm slimline stainless steel touch control canopy rangehood



Technical info



Duct diameter (mm)  
200

Product dimensions (mm)  
38 (H) x 895 (W) x 500 (D)

Features

- Stylish combination of stainless steel and 'Touch on' glass controls
- Backlit controls for easy use
- Dishwasher safe filters
- Low energy, high performance dimmable LED strip lighting
- 3 speeds plus Boost
- Maximum 1000m³/h extraction
- Filter saturation sensor
- Low noise levels during operation
- 68 dB(A) maximum



Glass Canopy Rangehood

ERC928GA

90cm curved glass canopy rangehood



Technical info



Duct diameter (mm)  
200

Product dimensions (mm)  
44 (H) x 900 (W) x 500 (D)

Features

- Stylish ‘touch on’ black glass controls
- Architectural curved glass design
- Dishwasher safe filter
- Low energy, high performance dimmable LED strip lighting
- 3 speeds plus Boost
- Maximum 1000m³/h extraction
- Filter saturation sensor
- Low noise levels during operation
- 68 dB(A) maximum

Canopy Rangehood

ERCE9025SA

90cm stainless steel touch control canopy rangehood



Technical info



Duct diameter (mm)  
150

Product dimensions (mm)  
55 (H) x 900 (W) x 500 (D)

Features

- Stylish combination of stainless steel and ‘Touch on’ glass controls
- Backlit controls for easy use
- Dishwasher safe filters
- Halogen lighting
- 3 speeds to cater to your needs
- Maximum 630m³/h extraction
- Filter saturation sensor
- 62 dB(A) maximum

Canopy Rangehood

ERCE9025BA

90cm black touch control canopy rangehood



Technical info



Duct diameter (mm)  
150

Product dimensions (mm)  
55 (H) x 900 (W) x 500 (D)

Features

- Stylish combination of stainless steel and black ‘Touch on’ glass controls
- Backlit controls for easy use
- Dishwasher safe filters
- Halogen lighting
- 3 speeds to cater to your needs
- Maximum 630m³/h extraction
- Filter saturation sensor
- 62 dB(A) maximum

Under-cupboard Rangehood

EFG750X/A

75cm wide integrated rangehood



Technical info



Duct diameter (mm)  
150

Product dimensions (mm)  
307 (H) x 702 (W) x 284 (D)

Features

- Suitable for use above 600-750mm cooktops
- Options for ducted or re-circulated installation
- Maximum 530m³/h extraction
- Dishwasher safe filters
- 2 x 3 speed fans
- 68dB(A) maximum
- Slide switch controls
- 2 x 40w incandescent lights

Under-cupboard Rangehood

EFG540G/A

55cm wide integrated rangehood



Technical info



Duct diameter (mm)  
120

Product dimensions (mm)  
150 (H) x 524 (W) x 289 (D)

Features

- Options for ducted or re-circulated installation
- Maximum 360m³/h extraction
- Dishwasher safe filters
- 2 x 3 speed fans
- 67dB(A) maximum
- Slide switch controls
- 2 x 40w incandescent lights

Slide-out Rangehood

EFP6500X/A

60cm wide slide out rangehood



Technical info



Duct diameter (mm)  
125

Product dimensions (mm)  
175 (H) x 598 (W) x 300 (D)

Features

- Slide out design to offer greater catchment area when in use and slimline look when not in use
- Options for ducted or re-circulated installation
- Maximum 390m³/h extraction
- Dishwasher safe filters
- 3 speed fan
- 67dB(A) maximum
- Slide controls
- 2 x 40 watt incandescent lights

Slide-out Rangehood

EFP9500X/A

90cm wide slide out rangehood



Technical info



Duct diameter (mm)  
125

Product dimensions (mm)  
175 (H) x 898 (W) x 300 (D)

Features

- Slide out design to offer greater catchment area when in use and slimline look when not in use
- Suitable for use above 750-900mm cooktops
- Options for ducted or re-circulated installation
- Maximum 390m³/h extraction
- Dishwasher safe filters
- 3 speed fan
- 67dB(A) maximum
- Slide controls
- 2 x 40 watt incandescent lights



# Barbecues

*With a striking smooth linear design, the barbecues feature a superior oil management system and an angled surface that drains oil away from food for healthier cooking.*



- Smooth linear design
- Streamlined ergonomic controls
- Superior oil management system
- Made for style and durability



**Smooth linear design**  
The Electrolux barbecue range features a smooth linear design and functional features that seamlessly merge your interior living space with your outdoor entertaining area.

**Streamlined ergonomic controls**  
The ergonomically designed controls on the side of the barbecues ensure they complement any suitable bench or work surface. Selected models are also available with a roasting hood or discreet lid (EQBH100AS & EQBL100AS only).



**Made for style and durability**  
Enjoy looks that last. Designed to withstand tough conditions, the outer surfaces are engineered from 316 marine grade stainless steel, which is suitable for coastal areas (EQBL100AS, EQBH100AS, and EQBW40AS only). All stainless steel components are commercial grade, to ensure your Electrolux barbecue will retain its looks and functionality for years to come.

**Superior oil management system**  
Cleaning your barbecue needn't be a chore. A superior oil management system drains oil and waste into easily removable containers at the front of the cooking surface of the barbecue, while the unique angled surface drains oil away from food for healthier cooking.



En:V Mobile Barbecue

EQBM100AS

Mobile 4 burner barbecue with retractable hood



Technical info



Product dimensions (mm)  
1141 (H) x 1191 (W) x 603 (D)

Hood dimensions (mm)  
204 (H) x 942 (W) x 525 (D)

Features

- Stainless steel and powder coated galvanised steel finish
- Retractable dual-layered roasting hood with temperature gauge
- Superior oil management system
- Easy clean interlocking stainless steel split grill system
- Electronic ignition through control knobs
- Slide out waste bin, slide out gas bottle tray and discrete locking casters
- Warming drawer, warming rack and wide fold out wooden benches
- Fully adjustable high powered stainless steel burners
- Side mount controls
- Permanently engraved control markings
- Gas conversion kit included
- Weatherproof cover included – item number EQ100ACM
- Optional high powered side burner – Model EQMW40AS (below)

En:V Wok Burner

EQMW40AS

1 burner wok with removable slimline lid



Technical info



Product dimensions  
135 (H) x 395 (W) x 603 (D)

Features

- Designed to sit along side Electrolux En:V Barbecue
- Stainless steel and powder coated galvanised steel finish
- Stainless steel control knob cap and lid
- Sealed triple ring wok burner
- Piezo ignition through control knob
- Cast iron reversible trivet for both flat pan and wok cooking

Fully Integrated Barbecue with Hood

EQBH100AS

90cm fully integrated 4 burner barbecue with removeable hood



Technical info



Cut-out dimensions (mm)  
1025 (W) x 502 (D)

Product dimensions  
413 (H) x 1058 (W) x 538 (D)

Features

- Premium 316 grade stainless steel on all external surfaces, trim surround and control knob caps
- Four stainless steel burners – with total rating of 50 MJ/h
- Dual-layered roasting hood with temperature gauge
- Easy clean interlocking stainless steel split grill system
- Superior oil management system
- Electronic ignition through control knobs
- Permanently engraved control markings
- Warming rack
- Available for NG and LPG connection with gas conversion kit included
- Weatherproof cover included – item number EQACBH

Fully Integrated Barbecue with Lid

EQBL100AS

90cm fully integrated 4 burner barbecue with removeable lid



Technical info



Cut-out dimensions (mm)  
1025 (W) x 502 (D)

Product dimensions  
244 (H) x 1058 (W) x 538 (D)

Features

- Premium 316 grade stainless steel on all external surfaces, trim surround and control knob caps
- Four stainless steel burners - with total rating of 50 MJ/h
- Removable slimline lid
- Easy clean interlocking stainless steel split grill system
- Superior oil management system
- Electronic ignition through control knobs
- Permanently engraved control markings
- Available for NG and LPG connection with gas conversion kit included
- Weatherproof cover included – item number EQACBL

Integrated Wok Burner

EQBW40AS

30cm fully integrated wok burner with removable slimline lid



Technical info



Cut-out dimensions (mm)  
325 (W) x 480 (D)

Product dimensions  
162 (H) x 390 (W) x 552 (D)

Features

- Designed to sit along side Electrolux Integrated Barbecue (EQBH100AS and EQBL100AS)
- Premium 316 marine grade stainless steel on all external surfaces, trim surround and control knob caps
- Commercial grade stainless steel burner box
- Sealed European triple ring wok burner
- Piezo ignition through control knob
- Cast iron reversible trivet for both flat pan and wok cooking
- Available in both LPG and NG connection with gas conversion kit included
- Weatherproof cover included – item number EQB40ACBL





**Built-in**  
totally integrated, totally you

Models shown ERM3701WE, EFM3001WE

**Integrated Fridge**

**ERM3701WE**  
370L built-in single door refrigerator



**Technical info**



**Cabinet dimensions (mm)**  
1702 (H) x 595 (W) x 550 (D)

**Total dimensions (mm)**  
1780 (H) x 604 (W) x 628 (D)

**Features**

- Total gross capacity: 370L
- Energy Star Rating: 2.5
- Internal manual controls
- More environmentally friendly R600a refrigerant
- Multi-flow air delivery
- Adjustable Spillsafe™ glass shelves
- Seamless integrated design

**Integrated Freezer**

**EFM3001WE**  
Built-in 300L frost free freezer



**Technical info**



**Cabinet dimensions**  
1702 (H) x 595 (W) x 550 (D)

**Product dimensions**  
1780 (H) x 604 (W) x 628 (D)

**Features**

- Frost-free
- More environmentally friendly R600a refrigerant
- Multi-flow air delivery
- Twist ice and serve (removable)
- Adjustable Spillsafe™ glass shelves
- Interior freezer light
- Seamless integrated design
- Full-width freezer baskets

**RealLife XXL Timesaver Dishwasher**

**ESL6610RO**  
60cm integrated dishwasher



**Technical info**



**Cut out dimensions**  
600 (W) x (820-900) (H) x 570 (D)

**Product dimensions (mm)**  
596 (W) x (818-898) (H) x 550 (D)

**Features**

- LightBeam on floor progress indicator
- Quiet 44dB(A) noise level
- Intuitive full touch control with LCD display
- EnergySaver option
- One Hour program
- Delay Start: 1-24 hours
- Aqua Control anti-flood protection
- 5 water star rating
- \*Cabinetry not included.

Built-in Ovens



**EVEP618BB**  
IOI™ Steam Pyrolytic  
Oven - black



**EVEP615SB**  
IOI™ Steam Pyrolytic  
Oven - stainless steel



**EVEP616BB**  
IOI™ Pyrolytic Oven  
- black



**EVE616BA**  
IOI™ Multifunction Oven  
- black

main features				
type	single - pyro & hot steam	single - pyro & hot steam	single pyro	single
oven fuel	electric	electric	electric	electric
gross capacity – litres	80L	80L	80L	80L
usable (net) capacity – litres	72L	72L	72L	72L
materials/colour	black glass and mark-resistant stainless steel	pewter glass and mark-resistant stainless steel	black glass and mark-resistant stainless steel	black glass and mark-resistant stainless steel
controls	electronic touch	electronic touch	electronic touch	electronic touch
intuitive oven interface (IOI™)	■	■	■	■
door panes	4	4	4	3
pyrolytic cleaning	3 levels	3 levels	3 levels	
lights	1	1	1	3
catalytic liners (rear/top/sides)				rear/top/sides
max power rating	3.5kW	3.5kW	3.1kW	3.1kW
oven functions				
number of functions	16	16	13	8
rapid heat-up	■	■	■	■
fan cooking	■	■	■	■
fan assist bake	■	■	■	
traditional bake	■	■	■	■
fan grill	■	■	■	■
pastry	■	■	■	■
roast	■	■	■	
pizza	■	■	■	
cook from frozen	■	■	■	■
keep warm	■	■	■	
half grill	■	■	■	■
full grill	■	■	■	■
defrost	■	■	■	■
steam cooking	■	■		
bread baking	■	■		
steam reheat	■	■		
included accessories				
shelves	2	2	2	2
split anti-spatter grill insert	■	■	■	■
roasting dish	■	■	■	■
baking tray	■	■	■	■
roasting rack	■	■	■	■
telescopic slides	2	2	2	2
dimensions				
cut-out dimensions (mm)	600 (H) x 600 (W) x 581 (D)	600 (H) x 600 (W) x 581 (D)	600 (H) x 600 (W) x 581 (D)	600 (H) x 600 (W) x 581 (D)
product dimensions (mm)	597 (H) x 596 (W) x 573 (D)	597 (H) x 596 (W) x 573 (D)	597 (H) x 596 (W) x 573 (D)	597 (H) x 596 (W) x 573 (D)

Built-in Ovens



**EVEP613SB**  
IOI™ Pyrolytic Oven  
- stainless steel



**EVE613SA**  
IOI™ Multifunction Oven  
- stainless steel



**EVEP611SB**  
Knob Control Multifunction  
Oven - stainless steel



**EVE611SA**  
Knob Control Multifunction  
Oven - stainless steel

main features				
type	single pyro	single	single pyro	single
oven fuel	electric	electric	electric	electric
gross capacity – litres	80L	80L	80L	80L
usable (net) capacity – litres	72L	72L	72L	72L
materials/colour	pewter glass and mark-resistant stainless steel	pewter glass and mark-resistant stainless steel	pewter glass and mark-resistant stainless steel	pewter glass and mark-resistant stainless steel
controls	electronic touch	electronic touch	electronic knob	electronic knob
intuitive oven interface (IOI™)	■	■		
door panes	4	3	4	3
pyrolytic cleaning	3 levels		2 levels	
lights	1	3	1	3
catalytic liners (rear/top/sides)		rear/top/sides		rear/top/sides
max power rating	3.1kW	3.1kW	3.1kW	3.1kW
oven functions				
number of functions	13	8	10	8
rapid heat-up	■	■	■	■
fan cooking	■	■	■	■
fan assist bake	■			
traditional bake	■	■	■	■
fan grill	■	■	■	■
pastry	■	■	■	■
roast	■			
pizza	■		■	
cook from frozen	■	■		
keep warm	■			
half grill	■	■	■	■
full grill	■	■	■	■
defrost	■	■	■	■
steam cooking				
bread baking				
steam reheat				
included accessories				
shelves	2	2	2	2
split anti-spatter grill insert	■	■	■	■
roasting dish	■	■	■	■
baking tray	■	■	■	■
roasting rack	■	■	■	■
telescopic slides	2	2	2	2
dimensions				
cut-out dimensions (mm)	600 (H) x 600 (W) x 581 (D)	600 (H) x 600 (W) x 581 (D)	600 (H) x 600 (W) x 581 (D)	600 (H) x 600 (W) x 581 (D)
Product dimensions (mm)	597 (H) x 596 (W) x 573 (D)	597 (H) x 596 (W) x 573 (D)	597 (H) x 596 (W) x 573 (D)	597 (H) x 596 (W) x 573 (D)



Built-in Ovens



EVE916BA  
90cm IOI™ Multifunction  
Oven - black

main features	
type	single
oven fuel	electric
main oven capacity (gross/net)	125L/116L
second oven capacity (gross/net)	N/A
materials/colour	black glass and mark-resistant stainless steel
controls	electronic touch
intuitive oven interface (IOI™)	■
door panes	3
pyrolytic cleaning	
lights	2
main oven catalytic liners (rear/top/sides)	rear/sides
second oven catalytic liners (rear/top/sides)	N/A
max power rating	6kW
rapid heat up	■
split grill system	■
twin fan system	■
soft close door	■
oven functions	
number of functions	12
fan cooking	■
fan assist bake	■
traditional bake	■
fan grill	■
pastry	■
roast	■
pizza	■
cook from frozen	■
keep warm	■
half grill	■
full grill	■
defrost	■
included accessories	
shelves	2
split anti-spatter grill insert	
roasting dish	
baking tray	
roasting rack	
telescopic slides	3
grill insert	2
grill dish	2
grill dish support rack	1
dimensions	
cut-out dimensions (mm)	600 (H) x 900 (W) x 580 (D)
product dimensions (mm)	596 (H) x 895 (W) x 572 (D)

Built-in Ovens



EVE623SA  
IOI™ Multifunction  
Duo Oven  
- stainless steel

EVEP623SB  
IOI™ Multifunction  
Duo Oven  
- stainless steel

EVEP623BB  
IOI™ Multifunction  
Duo Oven  
- black

EVE633SA  
IOI™ Multifunction  
Double Oven -  
stainless steel

main features								
type	duo		duo		duo		double	
oven fuel	electric		electric		electric		electric	
main oven capacity (gross/net)	80L/72L		80L/72L		80L/72L		80L/72L	
second oven capacity (gross/net)	46L/38L		46L/38L		46L/38L		80L/72L	
materials/colour	pewter glass and mark-resistant stainless steel		pewter glass and mark-resistant stainless steel		black glass and mark-resistant stainless steel		pewter glass and mark-resistant stainless steel	
controls	electronic touch		electronic touch		electronic touch		electronic touch	
intuitive oven interface (IOI™)	■		■		■		■	
door panes	3		4		4		3	
pyrolytic cleaning			3 levels, both oven cavities		3 levels, both oven cavities			
lights	3 (top) / 1 (bottom)		3 (top) / 1 (bottom)		3 (top) / 1 (bottom)		3 (top) / 3 (bottom)	
main oven catalytic liners (rear/top/sides)	rear/top/sides						rear/top/sides	
second oven catalytic liners (rear/top/sides)	rear/sides						rear/top/sides	
max power rating	5.3kW		5.3kW		5.3kW		6.2kW	
rapid heat up								
oven functions	main oven	2nd oven	main oven	2nd oven	main oven	2nd oven	main oven	2nd oven
number of functions	12	6	12	6	12	6	12	12
fan cooking	■		■		■		■	■
fan assist bake	■	■	■	■	■	■	■	■
traditional bake	■	■	■	■	■	■	■	■
fan grill	■		■		■		■	■
pastry	■	■	■	■	■	■	■	■
roast	■		■		■		■	■
pizza	■		■		■		■	■
cook from frozen	■		■		■		■	■
keep warm	■	■	■	■	■	■	■	■
half grill	■	■	■	■	■	■	■	■
full grill	■	■	■	■	■	■	■	■
defrost	■		■		■		■	■
included accessories								
shelves	2	1	2	1	2	1	2	2
split anti-spatter grill insert	■	■	■	■	■	■	■	■
roasting dish	■		■		■		■	■
baking tray	■	■	■	■	■	■	■	■
roasting rack	■		■		■		■	■
telescopic slides	2	2	2	2	2	2	2	2
dimensions								
cut-out dimensions (mm)	893 (H) x 600 (W) x 581 (D)		893 (H) x 600 (W) x 581 (D)		893 (H) x 600 (W) x 581 (D)		1086 (H) x 600 (W) x 581 (D)	
product dimensions (mm)	890 (H) x 596 (W) x 573 (D)		890 (H) x 596 (W) x 573 (D)		890 (H) x 596 (W) x 573 (D)		1083 (H) x 596 (W) x 573 (D)	

Freestanding Induction Cooker



EFE956BA  
90cm IOI™ Multifunction Freestanding Induction Cooker - black

model	
energy/heat source	electric (oven)/induction (cooktop)
colour	black glass
controls	14 stage touch slide control
maximum power rating	15.5kW
connection type	hardwire
cooktop features	
chef mode	■
pot sensor	■
power boost	■
timer	■
auto warm up	■
hot surface indicator	■
keep warm	■
child lock	■
auto off	■
stop & go	■
number of cooking zones	6
front left (min-max)	2300w / 3200w
front right (min-max)	2300w / 3200w
front centre (min-max)	2300w / 3200w
rear left (min-max)	2300w / 3200w
rear right (min-max)	2300w / 3200w
rear centre (min-max)	2300w / 3200w
oven features	
main oven capacity (gross/net)	125L/116L
materials/colour	black glass and mark-resistant stainless steel
controls	electronic touch
intuitive oven interface (IOI™)	■
door panes	3
lights	2 x 25W
catalytic liners (rear/top/sides)	rear/sides
rapid heat up	■
split grill system	■
twin fan system	■
soft close door	■
oven functions	
number of functions	12
fan cooking	■
fan assist bake	■
traditional bake	■
fan grill	■
pastry	■
roast	■
pizza	■
cook from frozen	■
keep warm	■
half grill	■
full grill	■
defrost	■
included accessories	
shelves	2
grill insert	2
grill dish	2
grill dish support rack	1
telescopic slides	3
removable stainless steel splashback	■
storage compartment	■
removable stainless steel kick plate	■
adjustable feet	■
optional accessories	
E:motion chromed aluminium wok trivet	EIWT01
dimensions	
cabinet dimensions for freestanding installation - with feet attached (mm)	900 nominal (H) x 900 min. (W) x 600 (D)
cabinet dimensions for freestanding installation - on plinth with feet removed (mm)	755 max. (H) x 900 min. (W) x 600 (D)
product dimensions (mm)	906-926 (H) x 895 (W) x 600 (D)
stainless steel splashback (mm)	60 (H)

Freestanding Dual Fuel Cooker



EFE916BA  
90cm IOI™ Multifunction Freestanding Dual Fuel Cooker - black

model		
energy/heat source	gas (cooktop)/electric (oven)	
colour	toughened black ceran glass	
controls	solid metal and black glass knobs	
max. power rating	6kW	
connection type	hardwire	
cooktop features		
cast iron trivets	■	
wok support	■	
flame failure safety device	■	
dual valve	■	
under knob ignition	■	
number of burners	6	
front left	17.0/17.0 wok (MJ/h LP/NG)	
front right	17.0/17.0 wok (MJ/h LP/NG)	
front centre	4.2/5.1 auxilliary (MJ/h LP/NG)	
rear left	6.5/9.0 semi rapid (MJ/h LP/NG)	
rear right	6.5/9.0 semi rapid (MJ/h LP/NG)	
rear centre	6.5/9.0 semi rapid (MJ/h LP/NG)	
maximum gas rating	66.1 MJ/h	
oven features		
main oven capacity (gross/net)	125L/116L	
materials/colour	black glass and mark-resistant stainless steel	
controls	electronic touch	
intuitive oven interface (IOI™)	■	
door panes	3	
lights	2 x 25W	
catalytic liners (rear/top/sides)	rear/sides	
rapid heat up	■	
split grill system	■	
twin fan system	■	
soft close door	■	
oven functions		
number of functions	12	
fan cooking	■	
fan assist bake	■	
traditional bake	■	
fan grill	■	
pastry	■	
roast	■	
pizza	■	
cook from frozen	■	
keep warm	■	
half grill	■	
full grill	■	
defrost	■	
included accessories		
shelves	2	
grill insert	2	
grill dish	2	
grill dish support rack	1	
telescopic slides	3	
removable stainless steel splashback	■	
storage compartment	■	
removable stainless steel kick plate	■	
adjustable feet	■	
dimensions		
cabinet dimensions freestanding installation - with feet attached (mm)	900 nominal (H) x 900 min. (W) x 600 (D)	
cabinet dimensions freestanding installation - on plinth with feet removed (mm)	755 max. (H) x 900 min. (W) x 600 (D)	
product dimensions (mm)	910-930 (H) x 895 (W) x 600 (D)	
stainless steel splashback (mm)	60 (H)	



38cm Compacts




EVE678BA		EVE676BA		EVEM677BA	
Compact Steam Oven - black		Compact Multifunction Oven - black		Compact Microwave Oven - black	
main features					
oven type	38cm combi steam		38cm compact		38cm combi microwave
gross/net capacity	38L/36L		38L /36L		38L/36L
materials/colour	black glass and mark-resistant stainless steel		black glass and mark-resistant stainless steel		black glass and mark-resistant stainless steel
light	■		■		■
fast heat up	■		■		■
oven functions					
cooking functions	16		11		12
true fan cooking	■		■		■
slow cooking	■		■		■
grill	■		■		■
turbo grilling	■		■		■
microwave					■
moist fan baking	■				
steam reheating	■				
quarter steam + heat	■				
half steam + heat	■				
full steam	■				
browning/au gratin	■		■		■
defrost	■		■		■
dough proving	■		■		■
drying			■		■
keep warm	■		■		■
plate warming	■		■		■
preserving	■		■		■
bread baking (steam)	■				
included accessories					
telescopic slides					
recipe book	■		■		■
glass tray					■
cake tray	■		■		■
cleaning sponge	■				
glass dishes with perforated trays	2				
dimensions					
flush-fit cut-out dimensions (mm)	391 (H) x 600 (W) x 570 (D)		391 (H) x 600 (W) x 570 (D)		391 (H) x 600 (W) x 570 (D)
product dimensions (mm)	388 (H) x 596 (W) x 567 (D)		388 (H) x 596 (W) x 567 (D)		388 (H) x 596 (W) x 567 (D)

Microwave Ovens



EMB2527BA		EMF2527BA	
Built-in Combi Microwave Oven - black with stainless steel trim		Countertop Combi Microwave Oven - black with stainless steel trim	
model			
installation	built-in		countertop
capacity	mid-sized		mid-sized
materials	black glass + mark-resistant stainless steel		black glass + mark-resistant stainless steel
controls	full touch control		full touch control
LED display	■		■
features			
convection	■		■
grill	■		■
microwave	■		■
cooking modes	7		7
quick start	■		■
variable power level	■		■
auto cook	■		■
auto defrost	■		■
auto reheat	■		■
power			
voltage	230-240V / 50Hz		230-240V / 50Hz
maximum current rating	10 Amp		10 Amp
connection	cord and plug		cord and plug
microwave power	900W		900W
grill power	1100W		1100W
convection power	2500W		2500W
dimensions			
(h x w x d) mm	396 x 600 x 550 (including trim kit)		306 x 513 x 473 (including door)

Gas Cooktops

				
	<b>EHG955SA</b> 90cm 5 Burner Gas Cooktop	<b>EHG755SA</b> 75cm 5 Burner Gas Cooktop	<b>EHG645SA</b> 60cm 4 Burner Gas Cooktop	<b>EHG953BA</b> 90cm 5 Burner Glass Gas Cooktop

model				
colour/finish	stainless steel	stainless steel	stainless steel	toughened ceran glass
flame failure safety device	■	■	■	■
laser etched indicators	■	■	■	
wok support	■	■	■	■
cast iron trivets	■	■	■	■
features				
dual valve	■	■	■	■
under knob ignition	■	■	■	■
side knob control				■
front knob control	■	■	■	
burners	5	5	4	5
wok (MJ/h LP/NG)	17.0 / 17.0	17.0 / 17.0	17.0 / 17.0	17.0 / 17.0
small	4.2 / 5.1	4.2 / 5.1	4.2 / 5.1	4.2 / 5.1
medium	6.5 / 9.0 (x2)	6.5 / 9.0 (x2)	6.5 / 9.0	6.5 / 9.0 (x2)
large	10.7 / 12.1	10.7 / 12.1	10.7 / 12.1	10.7 / 12.1
maximum gas rating (MJ/h)	52.2	52.2	43.2	52.2
dimensions				
cut-out dimensions (mm)	880 (W) x 490 (D)	730 (W) x 490 (D)	560 (W) x 490 (D)	830 (W) x 470 (D)
product dimensions (mm)	44 (H) x 895 (W) x 530 (D)	44 (H) x 745 (W) x 530 (D)	44 (H) x 595 (W) x 530 (D)	55 (H) x 861 (W) x 520 (D)

				
	<b>EHG643BA</b> 60cm 4 Burner Gas Cooktop - black	<b>EHG313BA</b> 30cm Single Glass Gas Cooktop - black	<b>EHG953SA</b> 90cm 5 Burner Gas Cooktop - stainless steel	<b>EHG643SA</b> 60cm 4 Burner Gas Cooktop - stainless steel

main features				
colour/finish	toughened ceran glass	toughened ceran glass	stainless steel	stainless steel
flame failure safety device	■	■	■	■
laser etched indicators			■	■
wok support	■	■	■	■
cast iron trivets	■	■	■	■
features				
dual valve	■	■	■	■
under knob ignition	■	■	■	■
side knob control	■		■	■
front knob control		■		
burners	4	1	5	4
wok (MJ/h LP/NG)	17.0 / 17.0	17.0/17.0	17.0 / 17.0	17.0 / 17.0
small	4.2 / 5.1		4.2 / 5.1	4.2 / 5.1
medium	6.5 / 9.0		6.5 / 9.0 (x2)	6.5 / 9.0
large	10.7 / 12.1		10.7 / 12.1	10.7 / 12.1
maximum gas rating (MJ/h)	43.2	17	52.2	43.2
dimensions				
cut-out dimensions (mm)	570 (W) x 490 (D)	303 (W) x 485 (D)	830 (W) x 470 (D)	570 (W) x 490 (D)
product dimensions (mm)	56 (H) x 610 (W) x 520 (D)	56 (H) x 320 (W) x 520 (D)	47 (H) x 860 (W) x 520 (D)	45 (H) x 600 (W) x 520 (D)

Induction Cooktops

			
	<b>EHI965BA</b> 90cm InfinitePro Induction Cooktop	<b>EHI938BA</b> 90cm 3 Zone Maxisense Cooktop with Halo lighting	<b>EHI935BA</b> 90cm 3 Zone Maxisense Cooktop

model			
energy/heat source	electric/induction	electric/induction	electric/induction
colour	black glass	black glass	black glass
controls	14 stage touch slide control	14 stage touch slide control	14 stage touch slide control
features			
halo ambient lighting system		■	
pot sensor	■	■	■
power boost	■	■	■
timer	■	■	■
auto warm up	■	■	■
hot surface indicator	■	■	■
keep warm	■	■	■
child lock	■	■	■
auto off	■	■	■
stop & go	■	■	■
chef mode	■	■	
number of cooking zones	6	3	3
front left (min-max)	2300w / 3200w	2300w / 3200w	2300w / 3200w
front right (min-max)	2300w / 3200w	2300w / 3200w	2300w / 3200w
front centre (min-max)	2300w / 3200w	2300w / 3200w	2300w / 3200w
rear left (min-max)	2300w / 3200w		
rear right (min-max)	2300w / 3200w		
rear centre (min-max)	2300w / 3200w		
maximum power rating	11kW	6.9kW	6.9kW
optional accessories			
E:motion chromed aluminium wok trivet	EIWT01	EIWT01	EIWT01
dimensions			
cut-out dimensions (mm)	880 (W) x 490 (D)	892 (W) x 392 (D)	880 (W) x 380 (D)
product dimensions (mm)	55 (H) x 910 (W) x 520 (D)	55 (H) x 914 (W) x 414 (D)	55 (H) x 910 (W) x 410 (D)

Induction Cooktops



**EHI845BA**  
80cm 4 Zone Maxisense Cooktop



**EHI745BA**  
70cm 4 Zone Maxisense Cooktop



**EHI645BA**  
60cm 4 Zone Maxisense Cooktop

model			
energy/heat source	electric/induction	electric/induction	electric/induction
colour	black glass	black glass	black glass
controls	14 stage touch slide control	14 stage touch slide control	14 stage touch slide control
features			
pot sensor	■	■	■
power boost	■	■	■
timer	■	■	■
auto warm up	■	■	■
hot surface indicator	■	■	■
keep warm	■	■	■
child lock	■	■	■
auto off	■	■	■
stop & go	■	■	■
chef mode			
number of cooking zones	4	4	4
front left (min-max)	2300w / 3200w	2300w / 3200w	2300w / 3200w
front right (min-max)	2300w / 3200w	2300w / 3200w	2300w / 3200w
front centre (min-max)			
rear left (min-max)	2300w / 3200w	2300w / 3200w	2300w / 3200w
rear right (min-max)	2300w / 3200w	2300w / 3200w	2300w / 3200w
rear centre (min-max)			
maximum power rating	7.4kW	7.4kW	7.4kW
optional accessories			
E:motion chromed aluminium wok trivet	EIWT01	EIWT01	EIWT01
dimensions			
cut-out dimensions (mm)	750 (W) x 490 (H)	680 (W) x 490 (H)	560 (W) x 490 (H)
product dimensions (mm)	55 (H) x 780 (W) x 520 (D)	55 (H) x 710 (W) x 520 (D)	55 (H) x 590 (W) x 520 (D)

Ceramic Cooktops



**EHC644BA**  
60cm Ceramic Glass



**EHC944BA**  
90cm Ceramic Glass

features		
colour/finish	black/ceramic glass	black/ceramic glass
control	9 stage touch	9 stage touch
timer	■	■
auto warm up	■	■
hot surface indicator	■	■
keep warm	■	■
child lock	■	■
auto off	■	■
cooking zones	4	4
triple ring zone	■	■
front left	800 / 1600 / 2300W	800 / 1600 / 2300W
front right	1200W	1200W
rear left	1200W	1200W
rear right	1800W	1800W
maximum power rating	6.5kW	6.5kW
dimensions		
cut-out dimensions (mm)	560 (W) x 490 (H)	880 (W) x 490 (H)
product dimensions (mm)	55 (H) x 590 (W) x 520 (D)	55 (H) x 900 (W) x 520 (D)

Rangehoods



**ERHC1238S**  
120cm Indoor/Outdoor



**ERHC938S**  
90cm Indoor/Outdoor



**ERC926BA**  
90cm Slimline Canopy



**ERC925SA**  
90cm Slimline Canopy

features				
installation/rangehood style	indoor/outdoor rangehood	indoor/outdoor rangehood	wall mounted canopy	wall mounted canopy
colour/finish	stainless steel	stainless steel	stainless steel/black glass	stainless steel/glass
max. air flow	2000m3/hr	1200m³/hr	1000m³/hr	1000m³/hr
filters	4	3	3	3
fan speeds	4	4	4	4
lights	halogen (x 4)	halogen (x 3)	dimmer-controlled LED	dimmer-controlled LED
controls	electronic - touch on stainless	electronic - touch on stainless	electronic touch on glass controls	electronic touch on glass controls
centrifugal fan	2	1	1	1
recirculating option			■	■
optional carbon filters			■	■
noise level dB(A) (maximum)	65	62	68	68
electrical supply required	240V/50Hz	240V/50Hz	240V/50Hz	240V/50Hz
dishwasher safe filters	■	■	■	■
dimensions				
duct diameter (mm)	200	200	200	200
product dimensions (mm)	415 (H) x 1195 (W) x 580 (D)	415 (H) x 895 (W) x 580 (D)	38 (H) x 895 (W) x 500 (D)	38 (H) x 895 (W) x 500 (D)



Rangehoods



ERC928GA  
90cm Wall Mounted Canopy



ERCE9025BA  
90cm Wall Mounted Canopy



ERCE9025SA  
90cm Wall Mounted Canopy

features			
installation/rangehood style	wall mounted canopy	wall mounted canopy	wall mounted canopy
colour/finish	stainless steel/black glass	stainless steel/black glass	stainless steel/glass
max. air flow	1000m³/hr	630m³/hr	630m³/hr
filters	1	3	3
fan speeds	4	3	3
lights	dimmer-controlled LED	halogen (x 2)	halogen (x 2)
controls	electronic touch on glass controls	electronic touch	electronic touch
centrifugal fan	1	1	1
recirculating option	■	■	■
optional carbon filters	■	■	■
noise level dB(A) (maximum)	68	62	62
electrical supply required	240V/50Hz	240V/50Hz	240V/50Hz
dishwasher safe filters	■	■	■
dimensions			
duct diameter (mm)	200	150	150
product dimensions (mm)	44 (H) x 900 (W) x 500 (D)	55 (H) x 900 (W) x 500 (D)	55 (H) x 900 (W) x 500 (D)



EFG750X/A  
75cm Integrated  
Rangehood



EFG540G/A  
55cm Integrated  
Rangehood



EFP9500X/A  
90cm Slide-out  
Rangehood



EFP6500X/A  
60cm Slide-out  
Rangehood

features				
installation/rangehood style	integrated	integrated	slide-out	slide-out
colour/finish	stainless steel	stainless steel	stainless steel	stainless steel
max. air flow	530m³/hr	360m³/hr	390m³/hr	390m³/hr
filters	2	2	4	2
fan speeds	3	2/3	3	3
lights	incandescent (x 2)	incandescent (x 2)	incandescent (x 2)	incandescent (x 2)
controls	slide switch	slide switch	slide controls	slide controls
recirculating option	■	■	■	■
noise level dB(A) (maximum)	67	67	67	67
electrical supply required	240V/50Hz	240V/50Hz	240V/50Hz	240V/50Hz
dishwasher safe filters	■	■	■	■
dimensions				
duct diameter (mm)	150	120	125	125
product dimensions (mm)	307 (H) x 702 (W) x 284 (D)	150 (H) x 524 (W) x 289 (D)	175 (H) x 898 (W) x 300 (D)	175 (H) x 598 (W) x 300 (D)

Barbecues



EQBM100AS  
En:V Mobile Barbecue



EQBL100AS  
90cm Fully Integrated  
Barbecue with Lid



EQBH100AS  
90cm Fully Integrated  
Barbecue with Hood

model			
finish	stainless steel & powder coated galvanised steel	stainless steel	stainless steel
stainless steel dual layer hood	■		■
premium 316 marine grade stainless steel on:			
all external surfaces		■	■
trim surround		■	■
control knob caps	■	■	■
removable slimline lid		■	
roasting hood			■
commercial grade stainless steel on:			
barbecue solid hot plate	■	■	■
warmer drawer	■		
doors	■		
rear panel	■		
corner supports	■		
all sheet metal components		■	■
split grill system	■	■	■
four burners	■	■	■
flame tamers	■	■	■
warming rack	■		■
burner box	■	■	■
features			
2 x easy clean interlocking stainless steel split grill system	■	■	■
unique oil management system	■	■	■
warming rack	■		■
warmer drawer	■		
cabinet storage	■		
slide out gas bottle holder	■		
slide out waste bin	■		
drop down roasting hood	■		
four stainless steel burners – with total rating of 50 MJ/h	■	■	■
electronic ignition through control knobs	■	■	■
side mount controls	■	■	■
temperature gauge	■		■
permanently engraved control markings	■	■	■
gas conversion kit (NG/LPG) included	■	■	■
weatherproof cover included	EQ100ACM	EQACBL	EQACBH
optional extras*			
wok burner with removeable lid	EQMW40AS	EQBW40AS	EQBW40AS
stainless steel hot plate	Item no. 0022041163	Item no. 0022041163	Item no. 0022041163
stainless steel grill	Item no. 0022041164	Item no. 0022041164	Item no. 0022041164
black enamel hot plate	Item no. 0022041206	Item no. 0022041206	Item no. 0022041206
black enamel grill	Item no. 0022041207	Item no. 0022041207	Item no. 0022041207
dimensions			
product dimensions (mm)	1141 (H) x 1191 (W) x 603 (D)	244 (H) x 1058 (W) x 538 (D)	413 (H) x 1058 (W) x 538 (D)
cut-out dimensions (mm)		1025 (W) x 502 (D)	1025 (W) x 502 (D)
hood dimensions (mm)	204 (H) x 942 (W) x 525 (D)		

\*Sold separately via the Electrolux Customer Service Centre.

Barbecues



EQMW40AS  
En:V Wok Burner  
with Slimline Lid



EQBW40AS  
30cm Fully Integrated Wok Burner  
with Slimline Lid

model		
finish	stainless steel & powder coated galvanised steel	stainless steel
premium 316 marine grade stainless steel on:		
all external surfaces		■
trim surround		■
control knob caps		■
removable slimline lid		■
commercial grade stainless steel on:		
burner box	■	■
features		
sealed triple ring wok burner - 13 MJ/h	■	■
piezo ignition through control knob	■	■
cast iron reversible trivet	■	■
fully removeable lid	■	■
weatherproof cover included		EQB40ACBL
dimensions		
product dimensions (mm)	135 (H) x 395 (W) x 603 (D)	162 (H) x 390 (W) x 552 (D)
cut-out dimensions (mm)		325 (W) x 480 (D)

Built-in Refrigeration



EFM3001WE  
Freezer



ERM3701WE  
Refrigerator

model		
type	freezer	refrigerator
gross capacity (litres)	300	370
exterior finish	fully integrated*	fully integrated*
energy star rating (new)	3	2.5
energy consumption (kwh/year)	370	257
frost-free	■	■
door opening	left or right	left or right
clean back design	■	■
thermostat and internal rotary control	■	■
separate temperature control	■	■
multi-flow air delivery	■	■
fridge features		
adjustable spillsafe™ glass shelves		4
full-width crisper with humidity control		■
deodoriser		■
interior light		■
full-width bottle bin		2
bottle restrainer		2
full-width can bin		■
half-width bins		4
full-width dairy compartment with two lids		1
egg tray		■
freezer features		
twist ice server	■	
ice cube storage bin	■	
adjustable spillsafe™ glass shelves	3	
freezer baskets with clear fascia	4	
interior light	■	
other features		
R600a refrigerant	■	■
rear rollers	■	■
dimensions		
cabinet dimensions (mm)	1702 (H) x 595 (W) x 550 (D)	
total dimensions (mm)	1780 (H) x 604 (W) x 628 (D)	

\*Door panels not included with product.

**Please note!** We strongly recommend that you use a professional builder/cabinetmaker, to build these units into your desired cabinetry prior to finished installation in your kitchen. We do not recommend that you attempt to retrofit these units into existing cabinetry. Consequently we cannot bear any financial responsibility if issues should occur while attempting to retrofit these units.

**Important!** Please ensure that the access to your kitchen (including doorways, corridors, island benches, etc) allows sufficient clearance to move your fridge into position.

Integrated Dishwasher



ESL6610RO  
RealLife XXL TimeSaver

model		
type	fully integrated	
door surface	your cabinetry	
fridge features		
spray arms	3	
time remaining indicator	■	
self diagnosis	■	
energy consumption kWh/year	271	
wash programs	7	
bio 50° with pre-rinse	■	
auto 45°-70°	■	
intensive 70° program	■	
quick 30 minute 60° program	■	
normal eco 50° program	■	
one hour	■	
glass 45°	■	
rinse & hold	■	
electronic push button controls	■	
place settings	13	
three stage filter	stainless steel	
drying system	active dry	
delay start	1-24 hours	
tablet function	■	
load and turbidity sensing	■	
water safety system	aqua control	
anti-flood device/leak detection	■	
easy lift adjustable upper basket	■	
remaining time indicator	■	
light beam on floor indicator	■	
rinse aid and salt indicators	■	
foldable cup shelves in upper basket	■	
foldable plate racks in lower basket	■	
soft spikes	■	
detachable two part cutlery basket	■	
water efficiency star rating*	5	
energy star rating	3	
water consumption (litres)	10.6	
noise level dB(A)	48	
dimensions		
cut out dimensions	600 (W) x (820-900) (H) x 570 (D)	
product dimensions (mm)	596 (W) x (818-898) (H) x 550 (D)	

\* WELS Standard AS/NZS 6400.2005



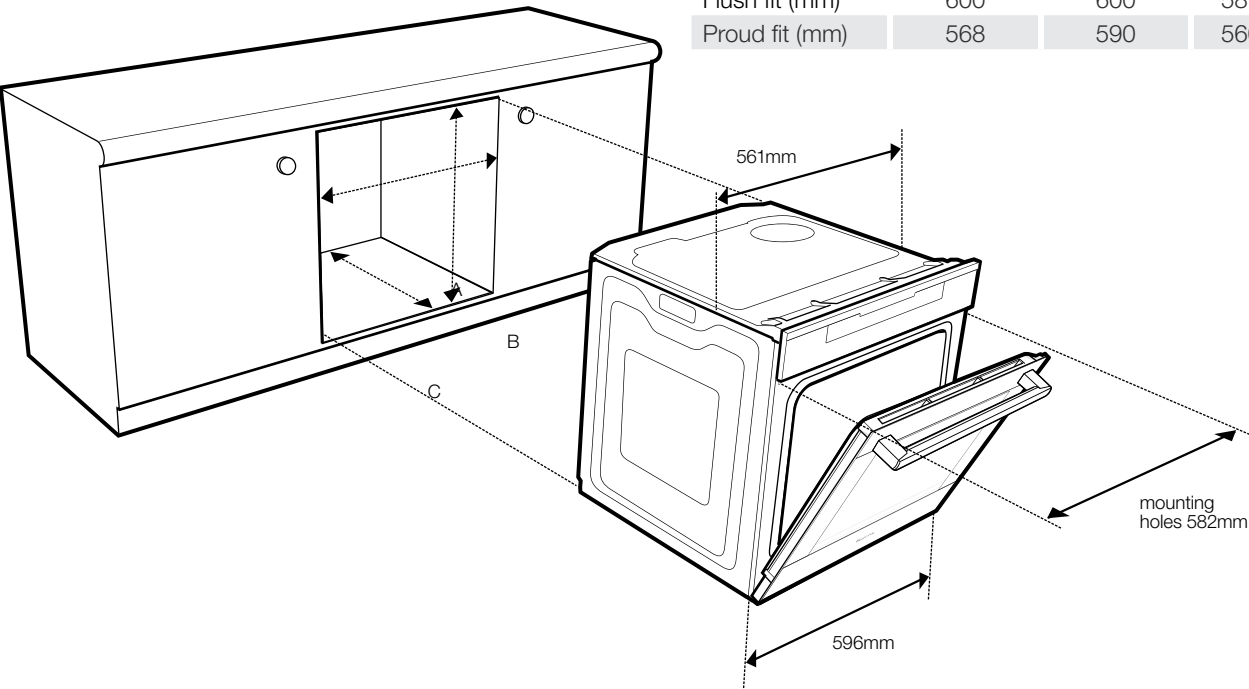


Built-in Ovens  
underbench

EVE611SA  
EVE613SA  
EVE616BA

Cut-out dimensions

Type of fit	A (width)	B (height)	C (depth)
Flush fit (mm)	600	600	581 min.
Proud fit (mm)	568	590	560 min.

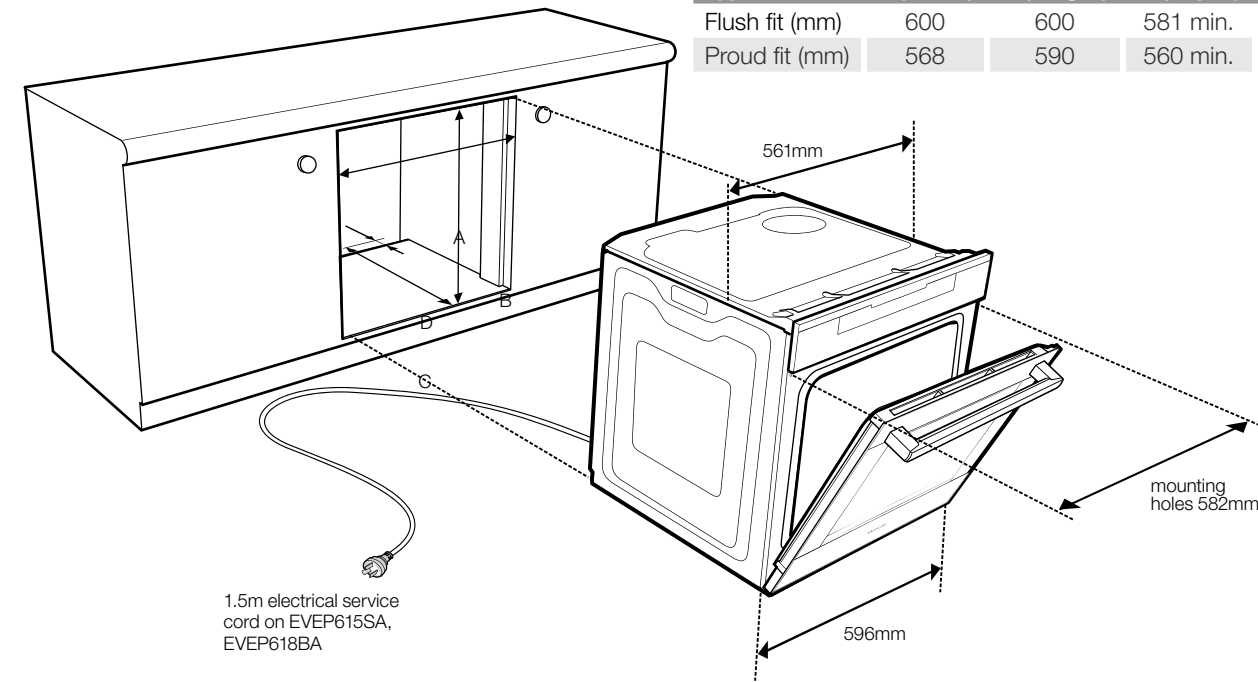


EVEP611SB  
EVEP613SB  
EVEP615SA

EVEP616BA  
EVEP618BA

Pyrolytic underbench cut-out dimensions

Type of fit	A (width)	B (height)	C (depth)	D*
Flush fit (mm)	600	600	581 min.	20
Proud fit (mm)	568	590	560 min.	20



**Please note!** Dimensions to be used as a guide only. All customers MUST refer to the user manual supplied with the product for detailed installation instructions.

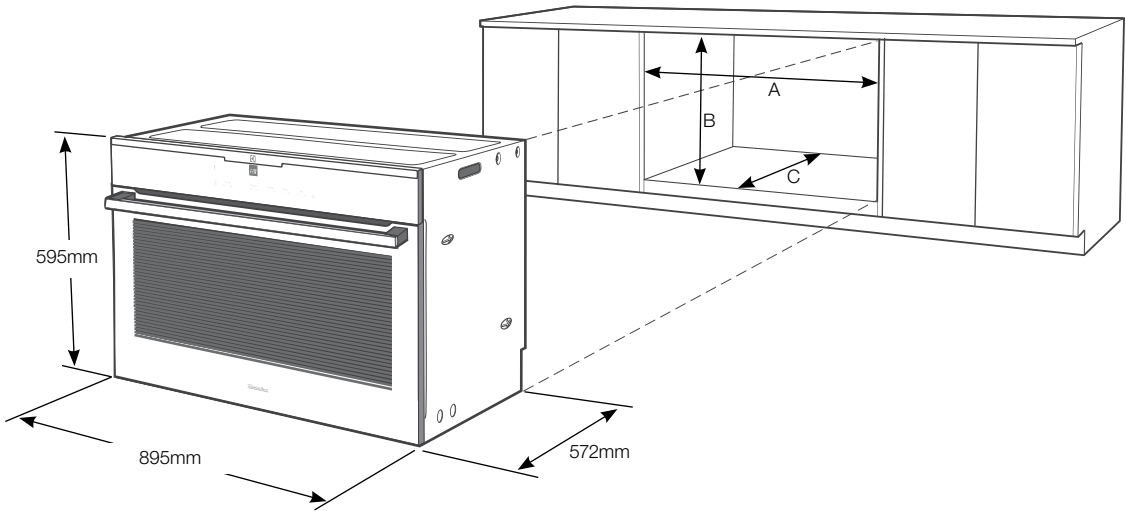
**Note: Dimension 'D'**  
For proper ventilation there must be a gap at the bottom rear of the cabinet. This can be a slot 20mm deep or an equivalent, full width opening (e.g. a series of holes) with a min area of 120cm<sup>2</sup>. The opening must be clear of the product when fully installed. This is a requirement any EVEPxxxxx model. Powerpoint connection for the EVEP615SA and EVEP618BA must be accessible with the appliance fully installed. If the supply cord is damaged it must be replaced by the manufacturer, its service agent or similarly qualified persons in order to avoid a hazard.

Built-in ovens  
90cm underbench

EVE916BA

90cm Built-in oven dimensions

Type of fit	A (width)	B (height)	C (depth)
Flush fit (mm)	900	600	580 min.
Proud fit (mm)	868	590	560 min.

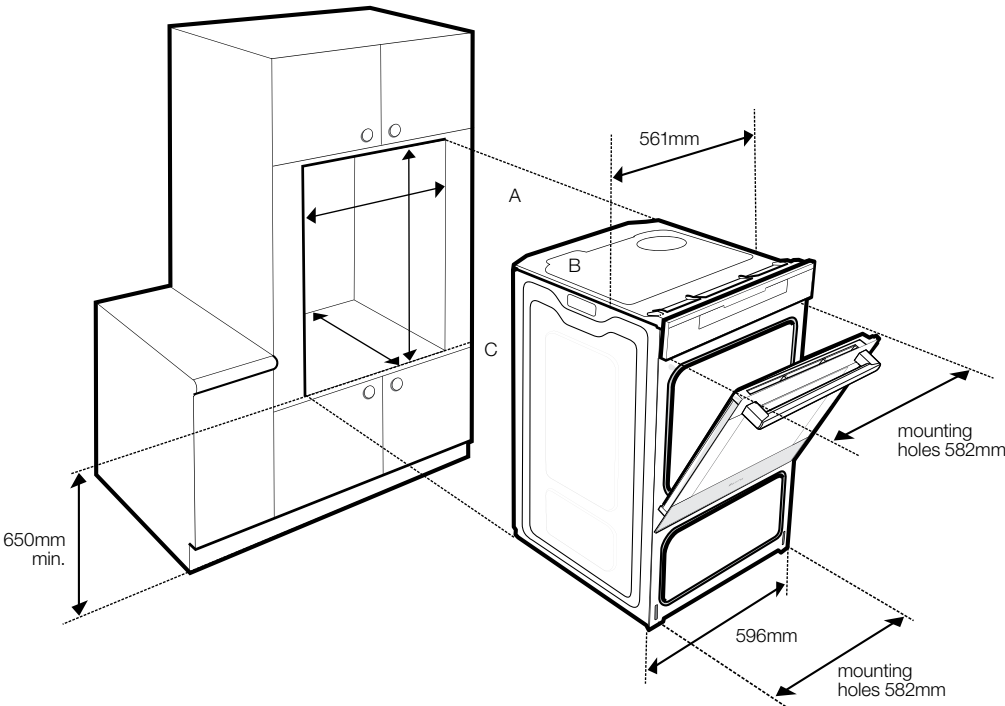


Built-in ovens  
wall

EVE623SA

Duo oven Cut-out dimensions

Type of fit	A (width)	B (height)	C (depth)
Flush fit (mm)	600	893	581 min.
Proud fit (mm)	568	890	560 min.



**Please note!** Dimensions to be used as a guide only. All customers MUST refer to the user manual supplied with the product for detailed installation instructions.

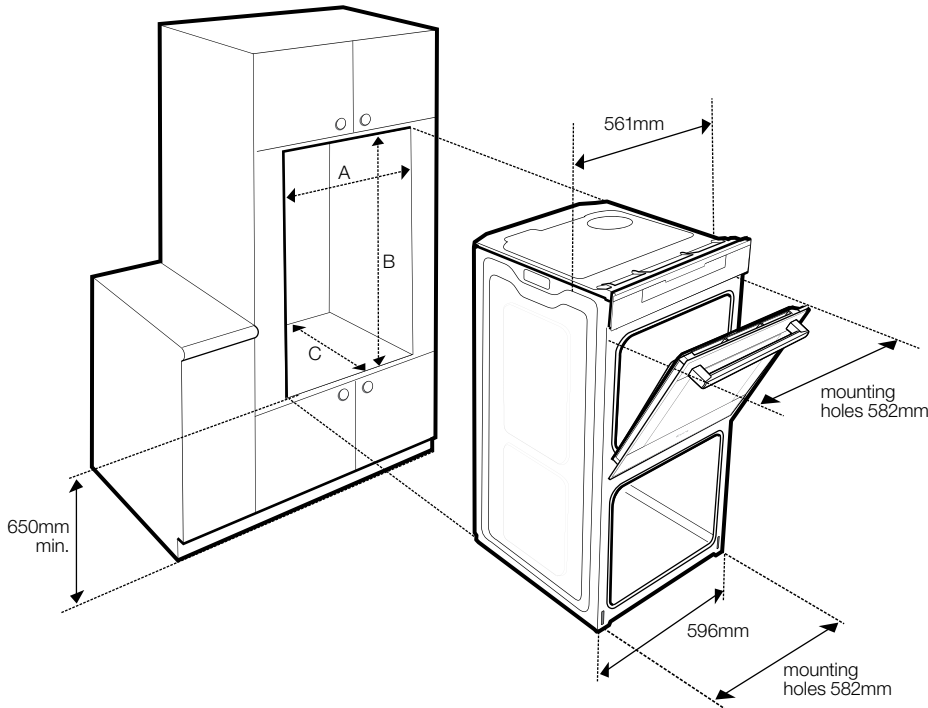
Built-in ovens

wall

EVE633SA

Double oven Cut-out dimensions

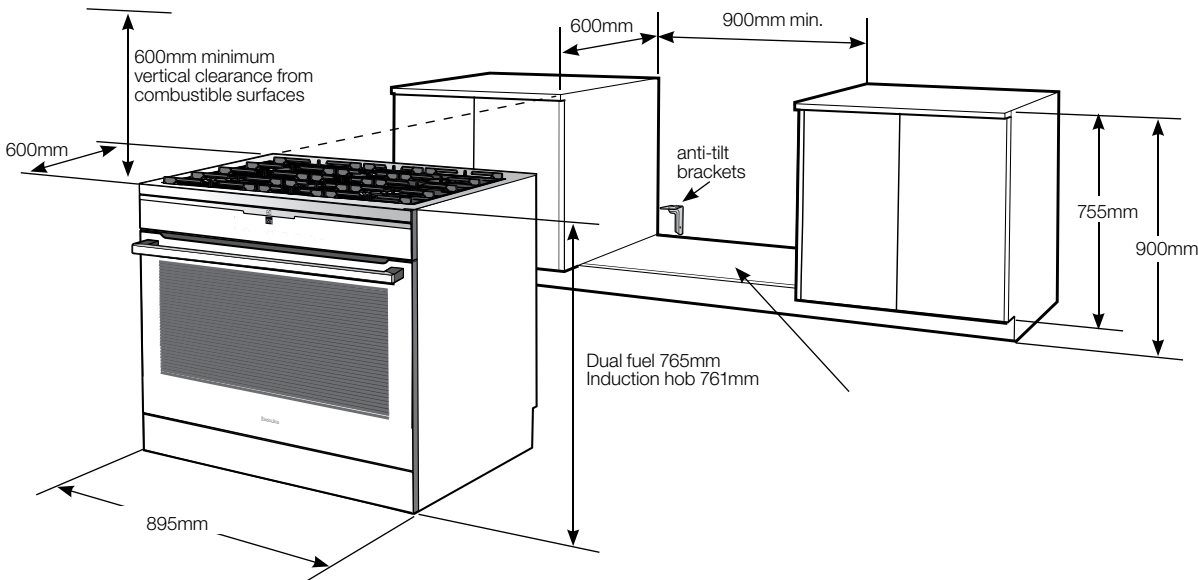
Type of fit	A (width)	B (height)	C (depth)
Flush fit (mm)	600	1086	581 min.
Proud fit (mm)	568	1078	560 min.



Freestanding cookers

90cm

EFE956BA  
EFE916BA



**Please note!** Dimensions to be used as a guide only. All customers MUST refer to the user manual supplied with the product for detailed installation instructions.

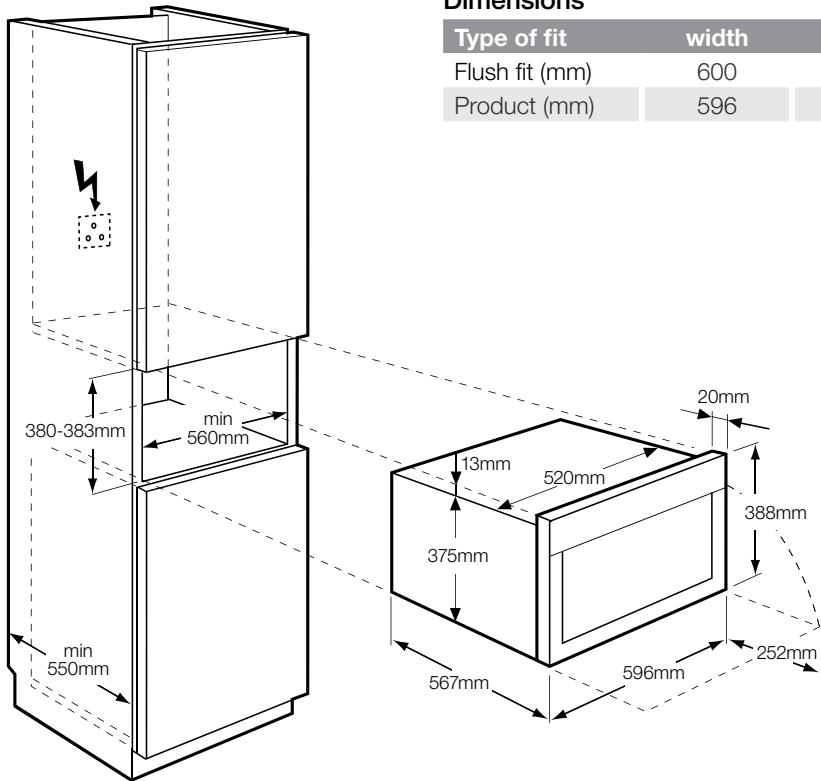
Compacts

wall

EVE678BA  
EVE676BA  
EVEM677BA

Dimensions

Type of fit	width	height	depth
Flush fit (mm)	600	391	570 min.
Product (mm)	596	388	567 min.



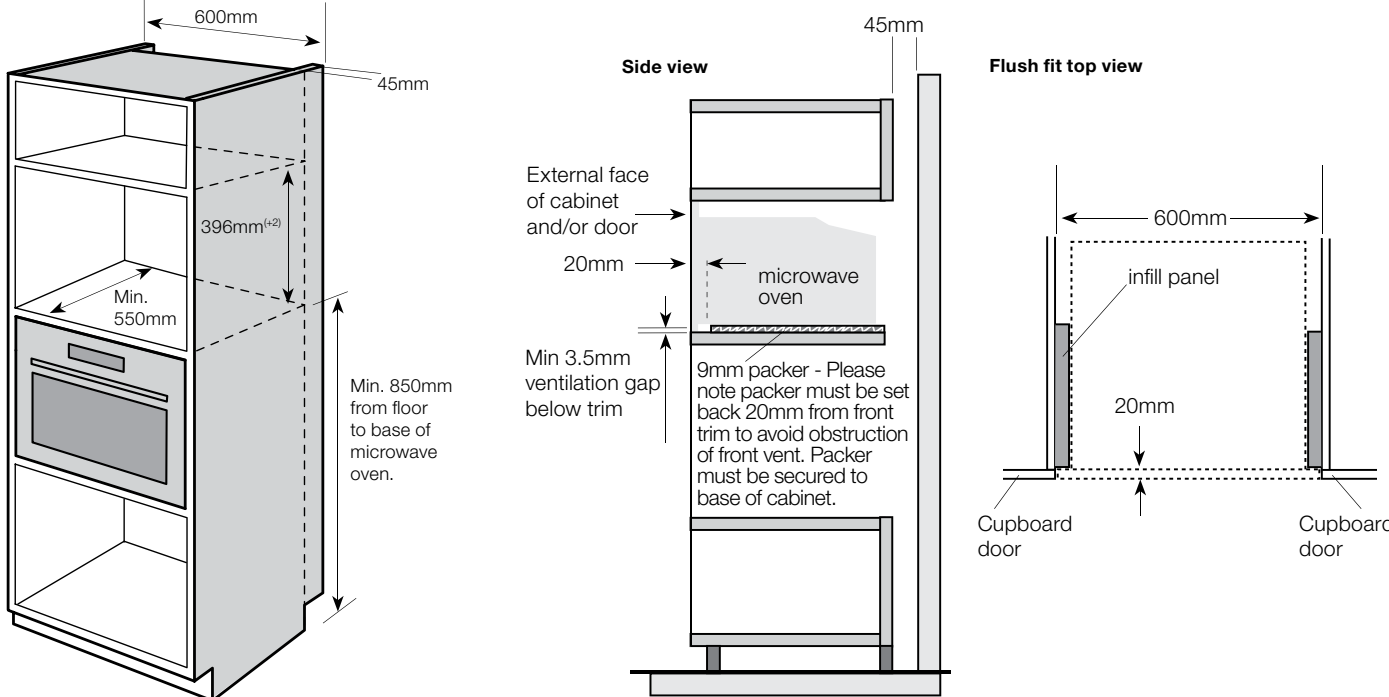
built-in microwave

wall

EMB2527BA

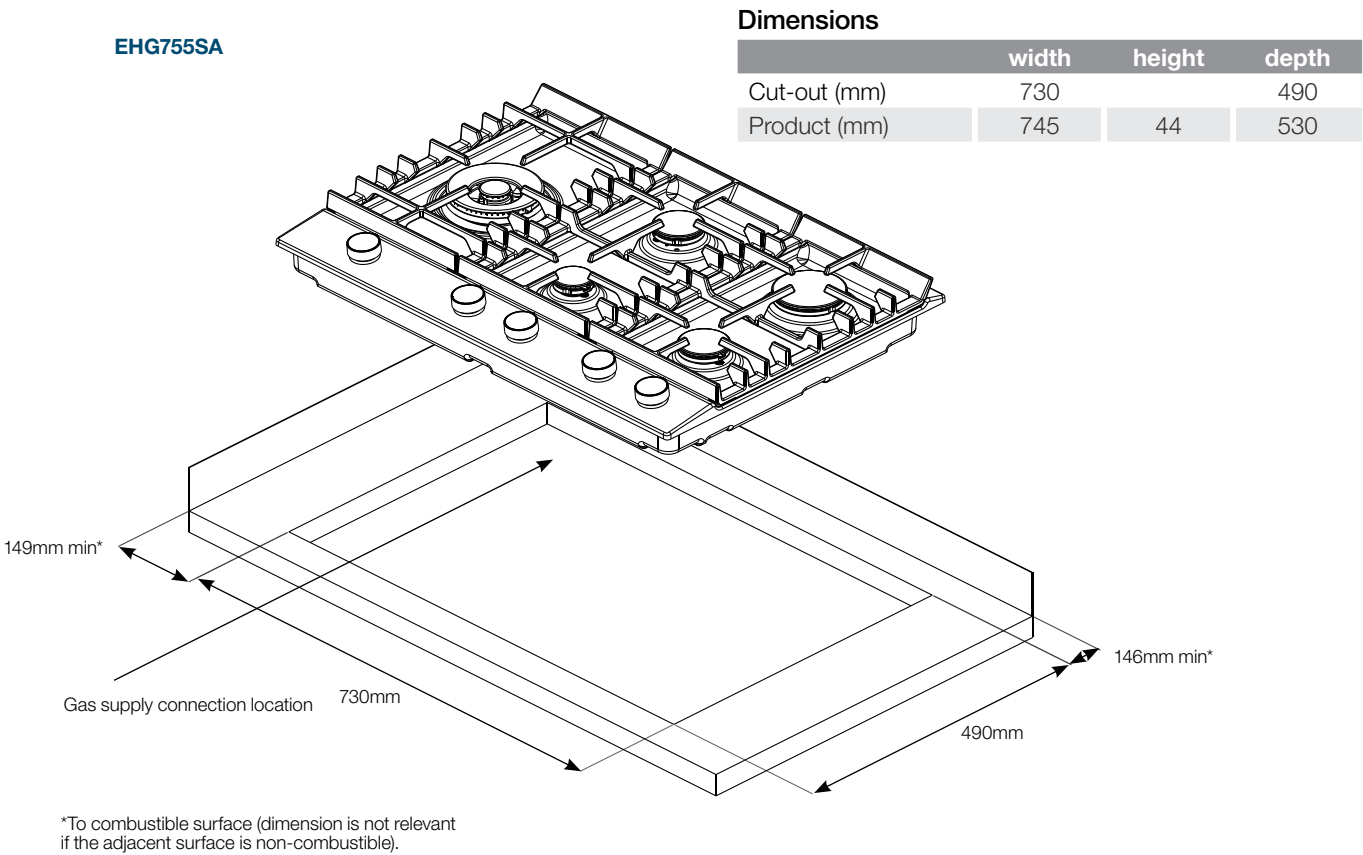
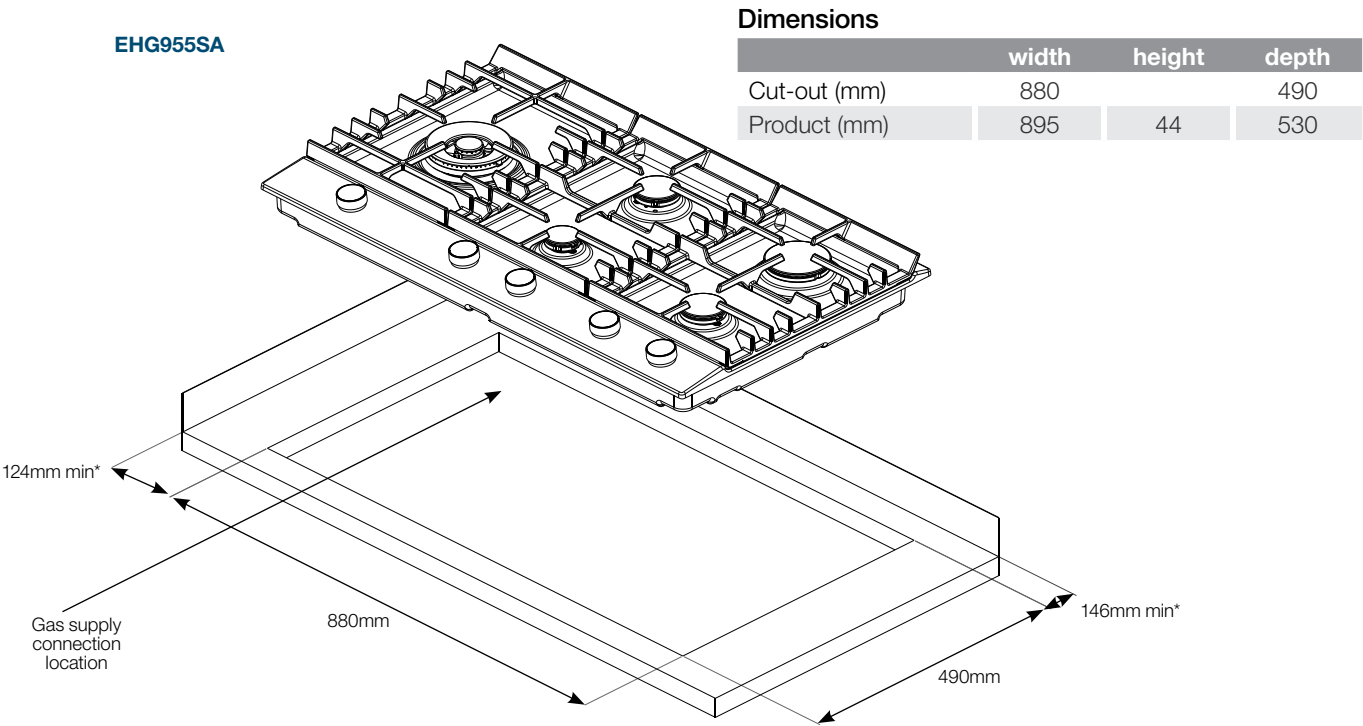
Dimensions

Type of fit	width	height	depth
Flush fit (mm)	600	396	550 min.
Product (with trim kit)	600	380	550 min.



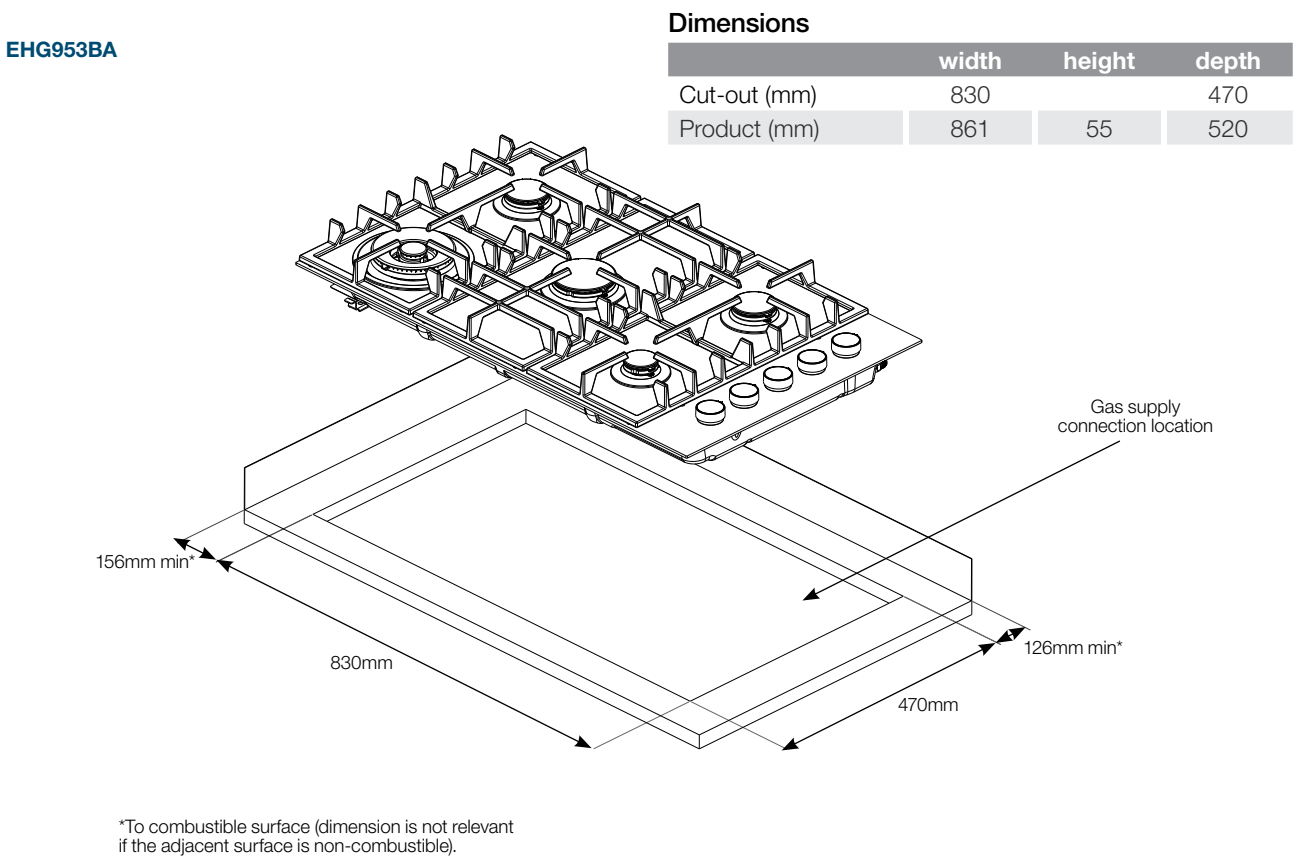
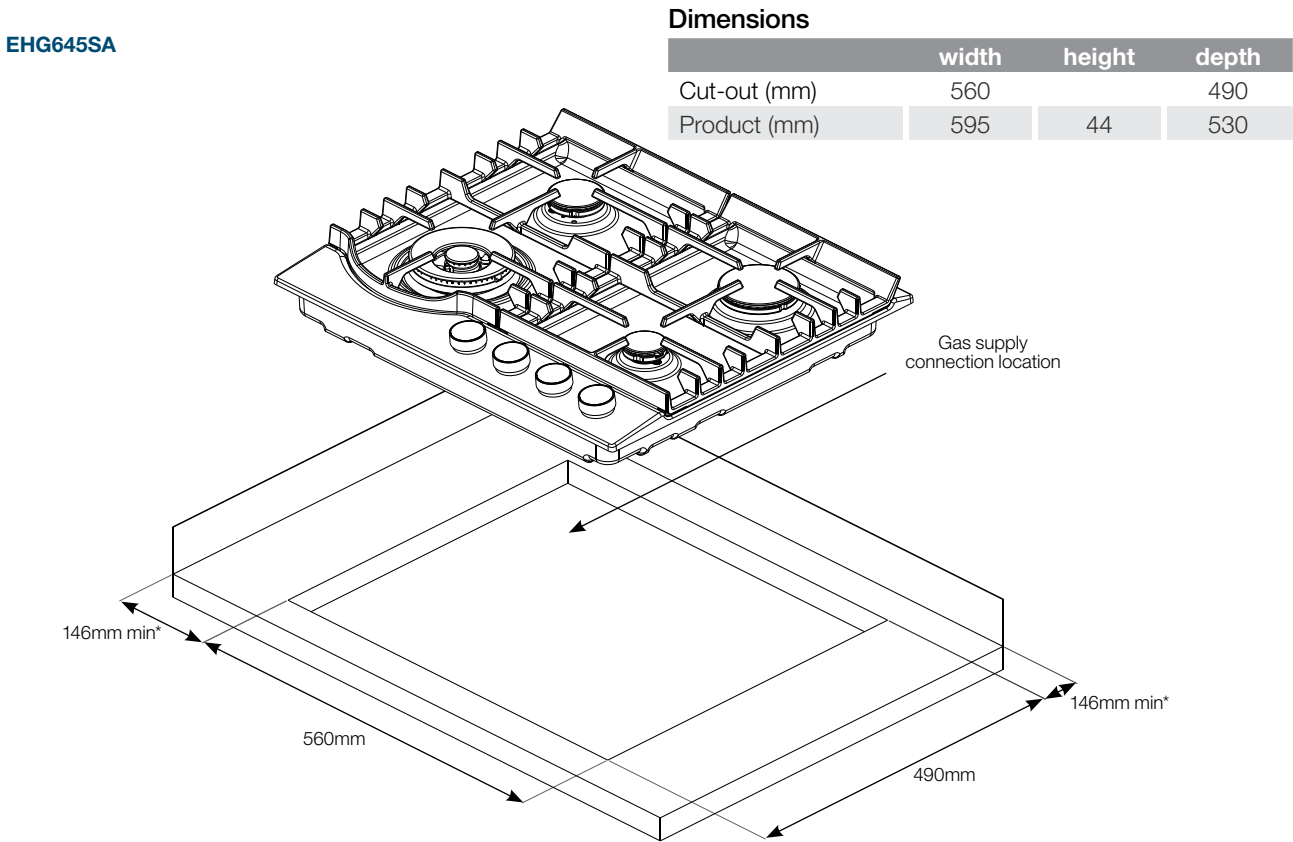
**Please note!** Dimensions to be used as a guide only. All customers MUST refer to the user manual supplied with the product for detailed installation instructions.

Gas cooktops



**Please note!** Dimensions to be used as a guide only. All customers MUST refer to the user manual supplied with the product for detailed installation instructions.

Gas cooktops



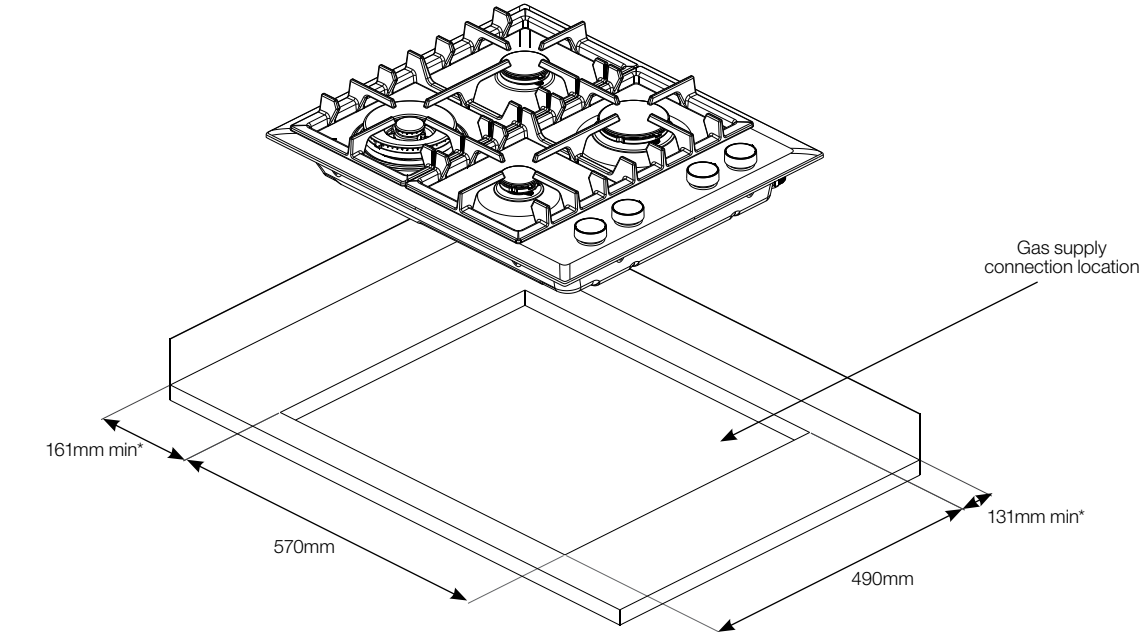
**Please note!** Dimensions to be used as a guide only. All customers MUST refer to the user manual supplied with the product for detailed installation instructions.



Gas cooktops

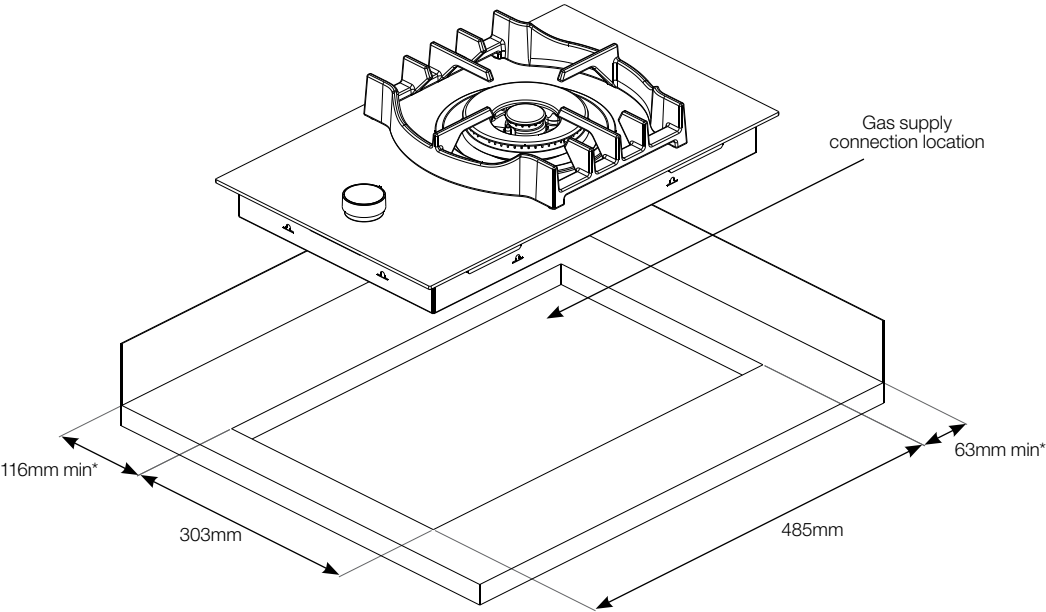
EHG643BA

Dimensions			
	width	height	depth
Cut-out (mm)	570		490
Product (mm)	610	56	520



EHG313BA

Dimensions			
	width	height	depth
Cut-out (mm)	303		485
Product (mm)	320	56	520



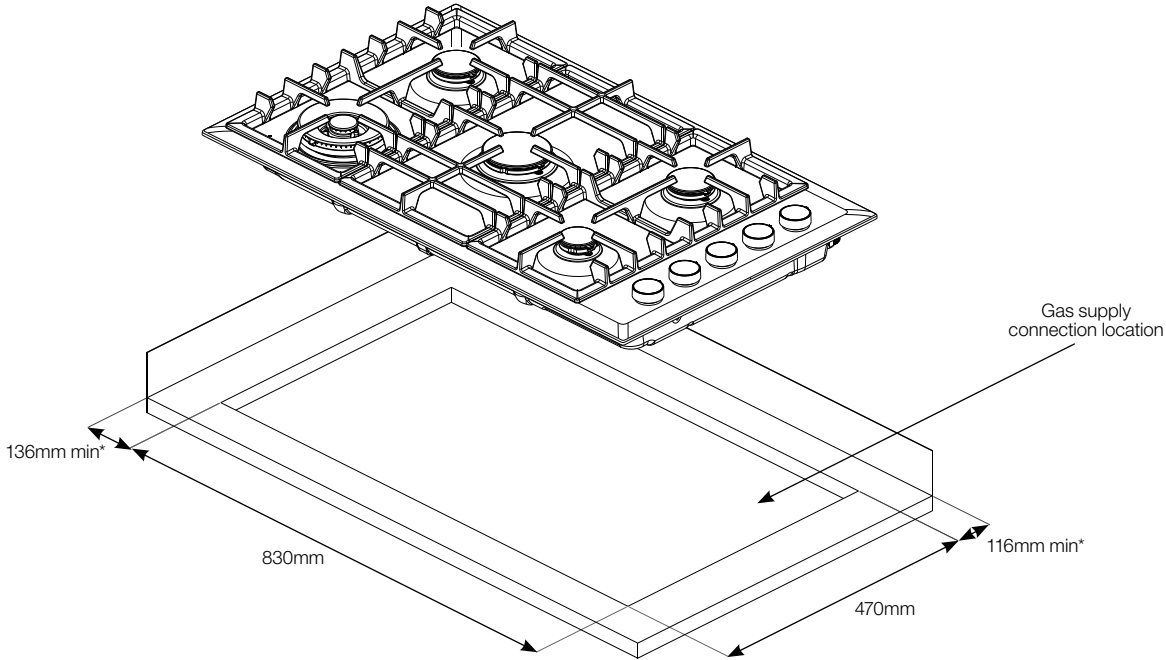
\*To combustible surface (dimension is not relevant if the adjacent surface is non-combustible).

**Please note!** Dimensions to be used as a guide only. All customers MUST refer to the user manual supplied with the product for detailed installation instructions.

Gas cooktops

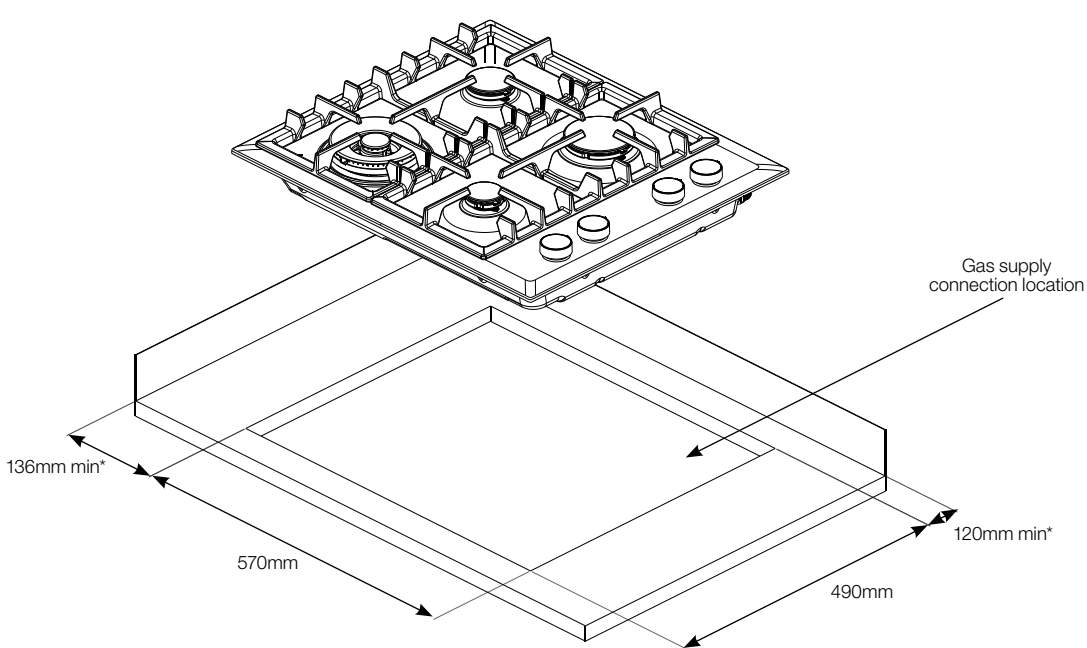
EHG953SA

Dimensions			
	width	height	depth
Cut-out (mm)	830		470
Product (mm)	860	47	520



EHG643SA

Dimensions			
	width	height	depth
Cut-out (mm)	570		490
Product (mm)	600	45	520

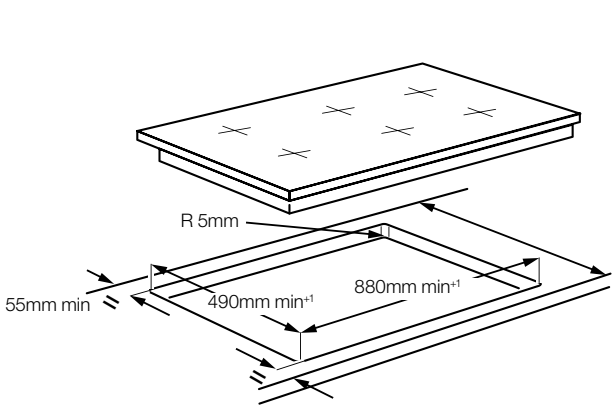


\*To combustible surface (dimension is not relevant if the adjacent surface is non-combustible).

**Please note!** Dimensions to be used as a guide only. All customers MUST refer to the user manual supplied with the product for detailed installation instructions.

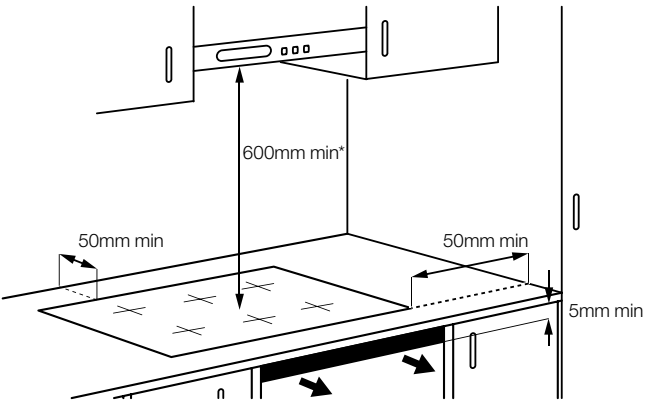
Induction cooktops

EHI965BA

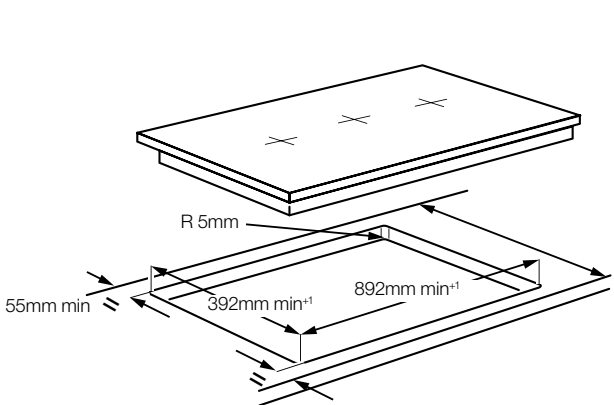


Dimensions

	width	height	depth
Cut-out (mm)	880		490
Product (mm)	910	55	520

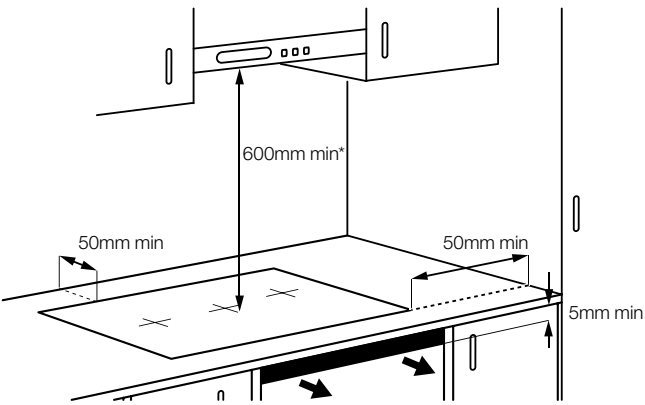


EHI938BA

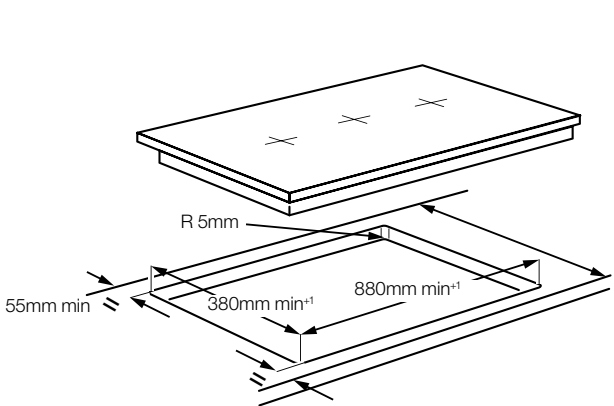


Dimensions

	width	height	depth
Cut-out (mm)	892		392
Product (mm)	914	55	414

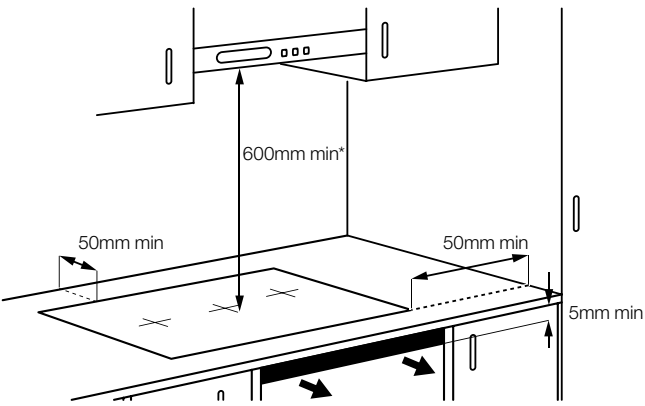


EHI935BA



Dimensions

	width	height	depth
Cut-out (mm)	880		380
Product (mm)	910	55	410

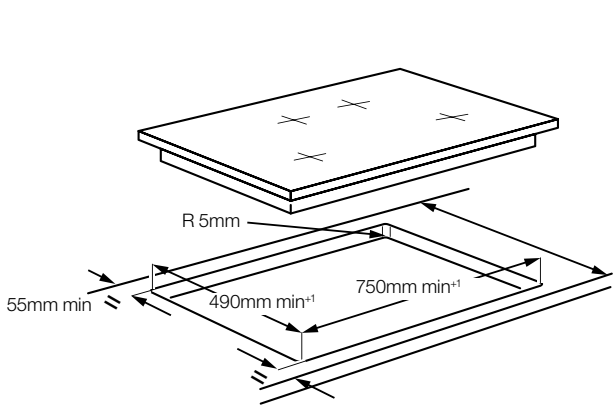


\*Unless specified in rangehood installation details.

**Please note!** Dimensions to be used as a guide only. All customers MUST refer to the user manual supplied with the product for detailed installation instructions.

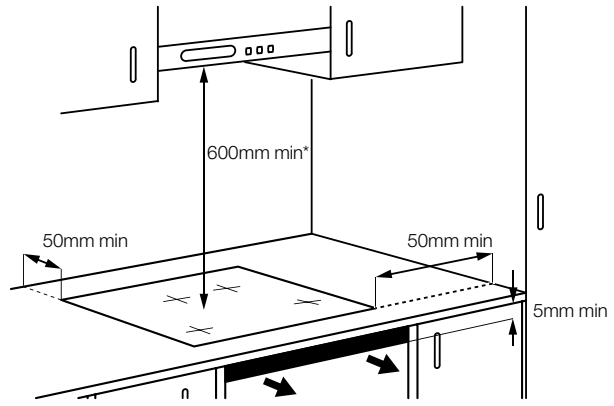
Induction cooktops

EHI845BA

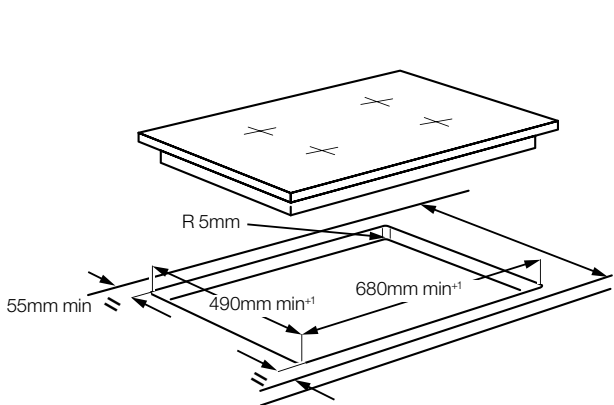


Dimensions

	width	height	depth
Cut-out (mm)	750		490
Product (mm)	780	55	520

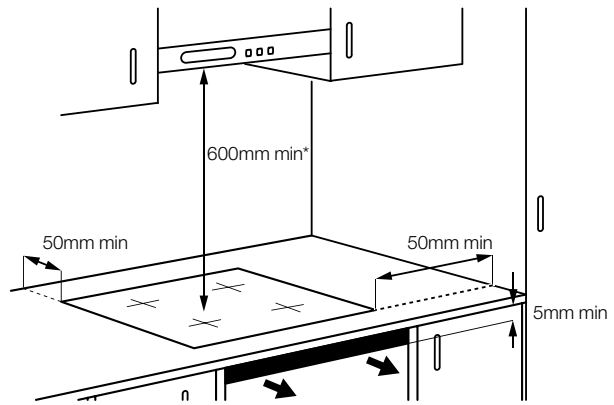


EHI745BA

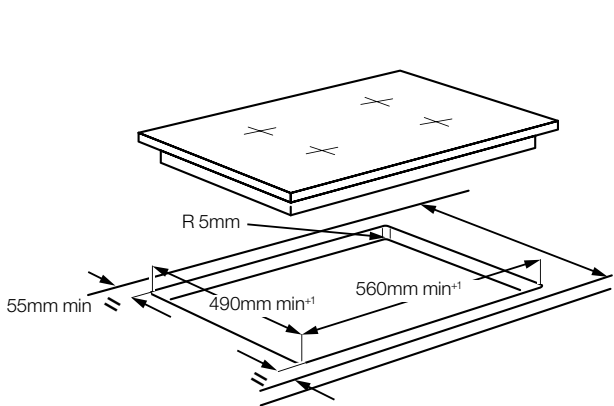


Dimensions

	width	height	depth
Cut-out (mm)	680		490
Product (mm)	710	55	520

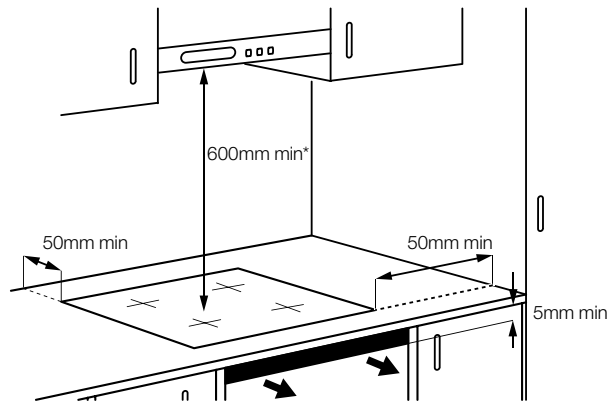


EHI645BA



Dimensions

	width	height	depth
Cut-out (mm)	560		490
Product (mm)	590	55	520



\*Unless specified in rangehood installation details.

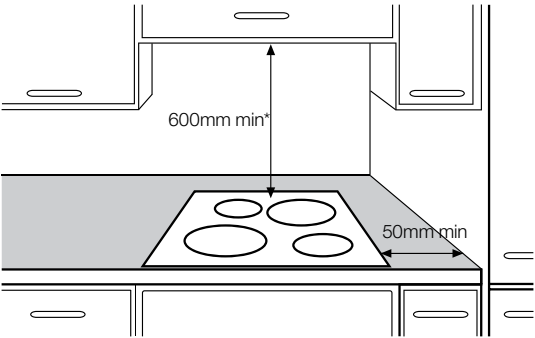
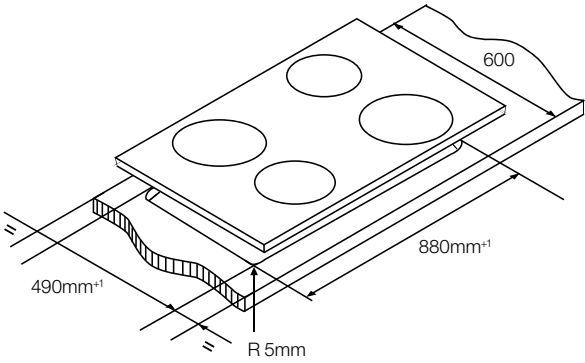
**Please note!** Dimensions to be used as a guide only. All customers MUST refer to the user manual supplied with the product for detailed installation instructions.

Ceramic cooktops

EHC944BA

Dimensions

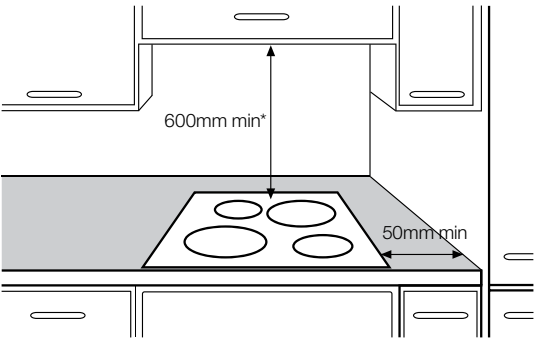
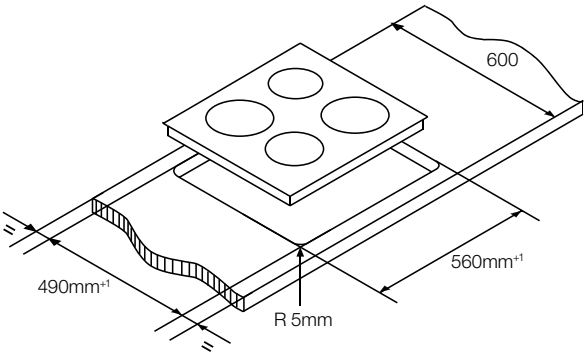
	width	height	depth
Cut-out (mm)	880		490
Product (mm)	900	55	520



EHC644BA

Dimensions

	width	height	depth
Cut-out (mm)	560		490
Product (mm)	590	55	520



\*Unless specified in rangehood installation details.

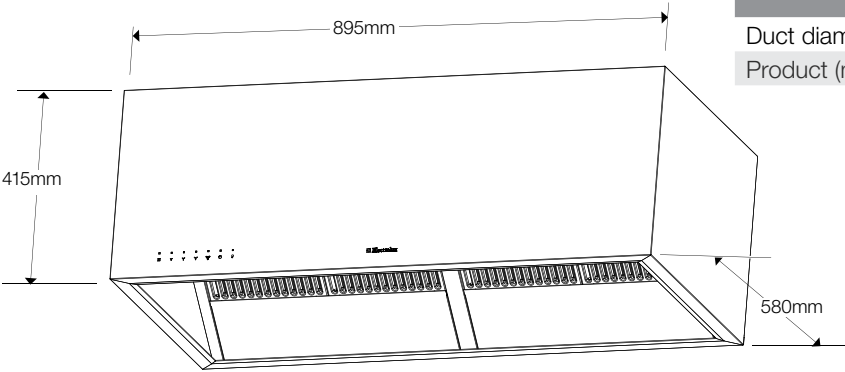
**Please note!** Dimensions to be used as a guide only. All customers MUST refer to the user manual supplied with the product for detailed installation instructions.

Rangehoods

ERHC938S

Dimensions

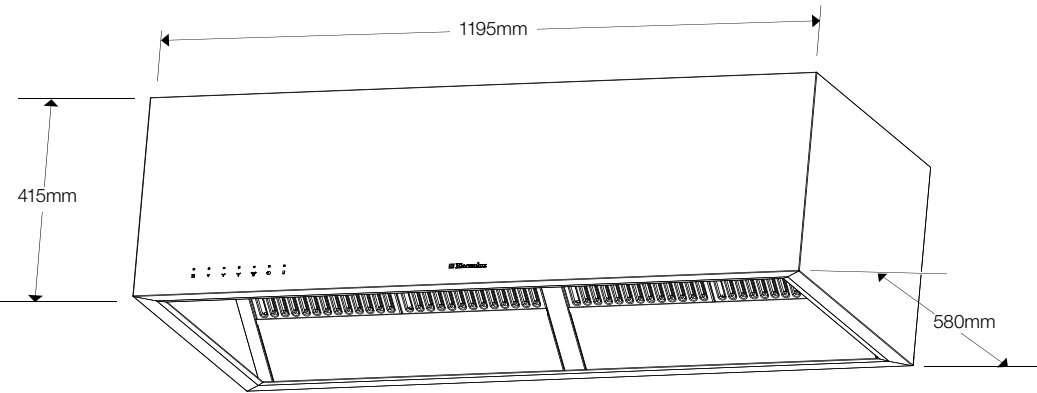
	width	height	depth
Duct diameter	200		
Product (mm)	895	415	580



ERHC1238S

Dimensions

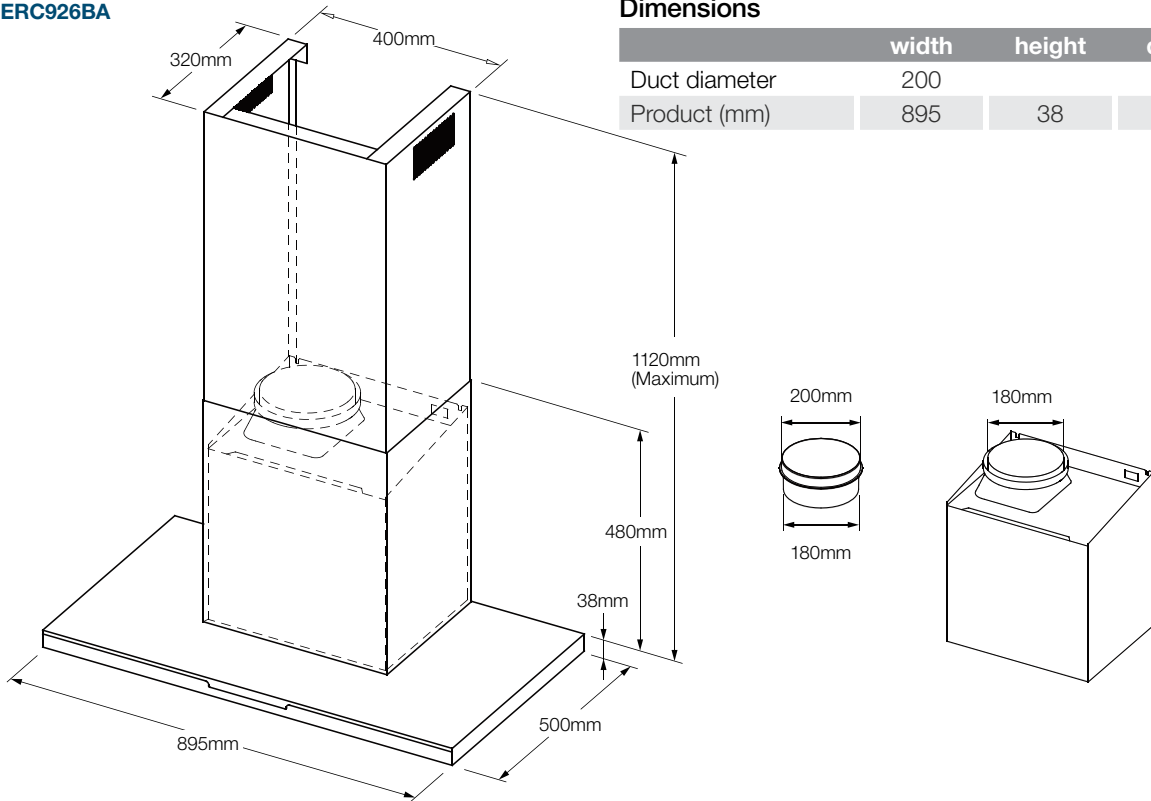
	width	height	depth
Duct diameter	200		
Product (mm)	1195	415	580



ERC925SA  
ERC926BA

Dimensions

	width	height	depth
Duct diameter	200		
Product (mm)	895	38	500

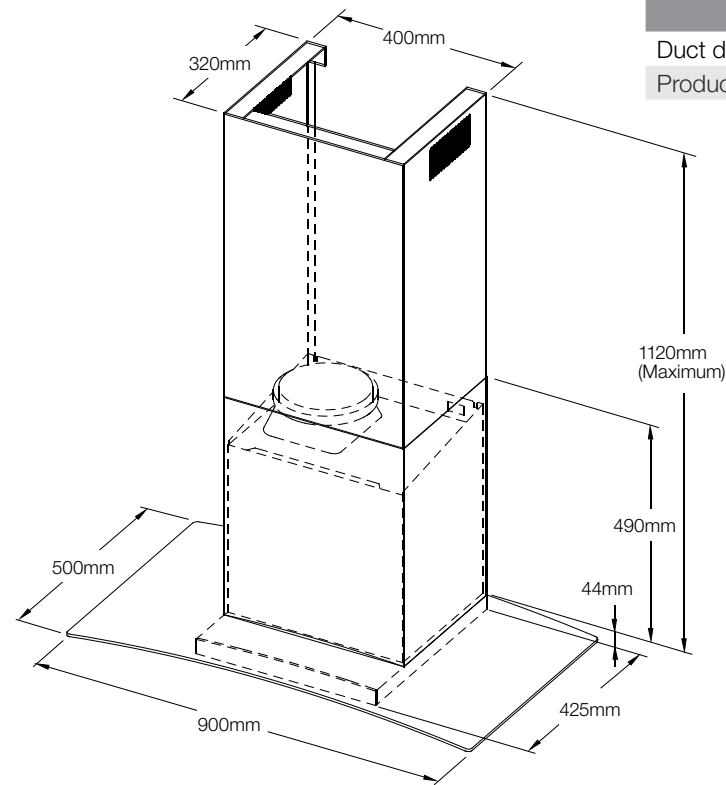


**Please note!** Dimensions to be used as a guide only. All customers MUST refer to the user manual supplied with the product for detailed installation instructions.



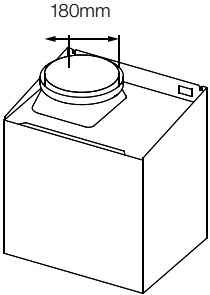
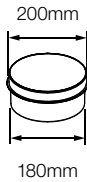
Rangehoods

ERC928GA

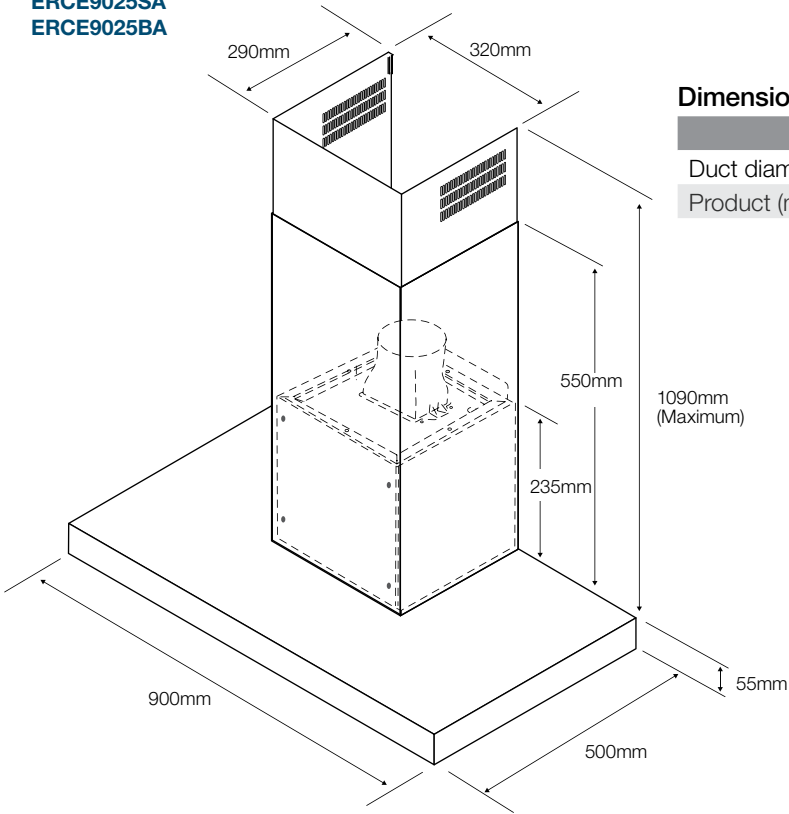


Dimensions

	width	height	depth
Duct diameter	200		
Product (mm)	900	44	500



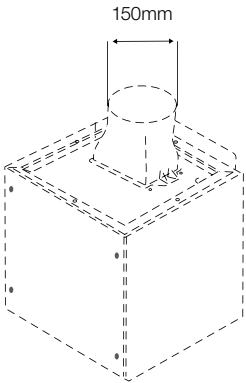
ERCE9025SA  
ERCE9025BA



Dimensions

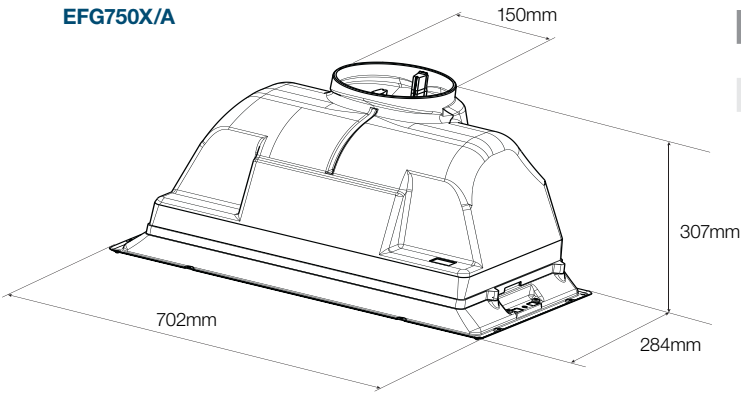
	width	height	depth
Duct diameter	150		
Product (mm)	900	55	500

150mm



Rangehoods

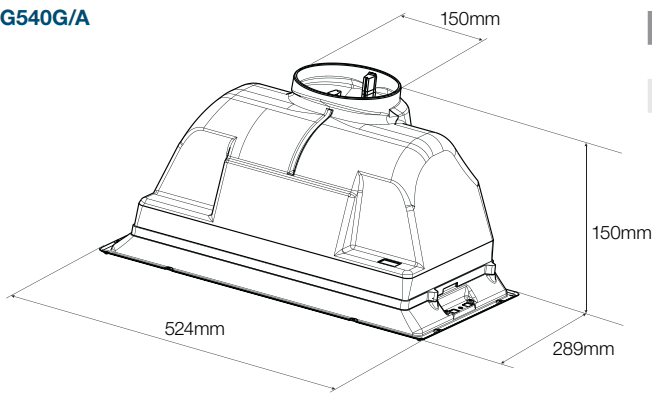
EFG750X/A



Dimensions

	width	height	depth
Duct diameter	150		
Product (mm)	702	307	284

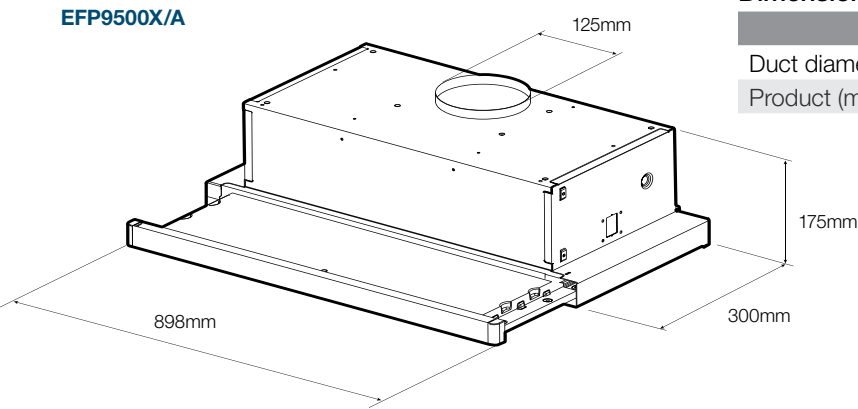
EFG540G/A



Dimensions

	width	height	depth
Duct diameter	150		
Product (mm)	524	150	289

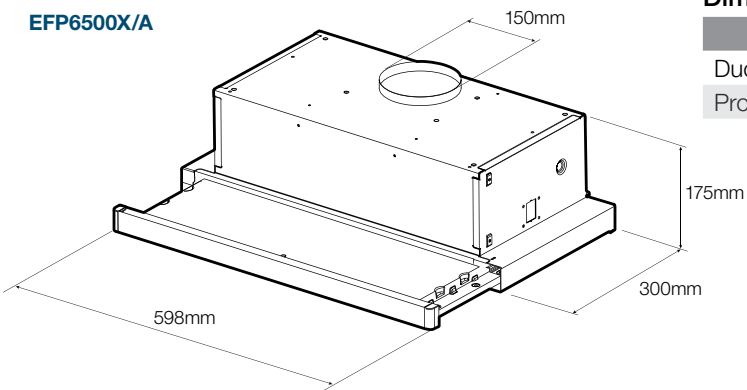
EFP9500X/A



Dimensions

	width	height	depth
Duct diameter	125		
Product (mm)	898	175	300

EFP6500X/A



Dimensions

	width	height	depth
Duct diameter	125		
Product (mm)	598	175	300

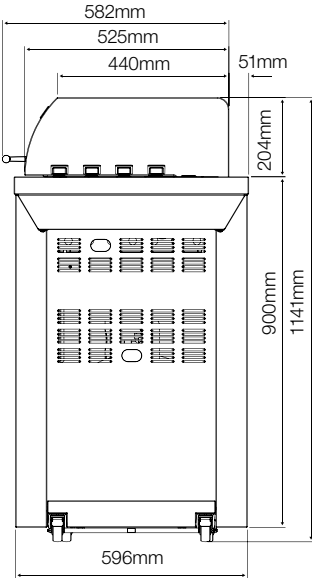
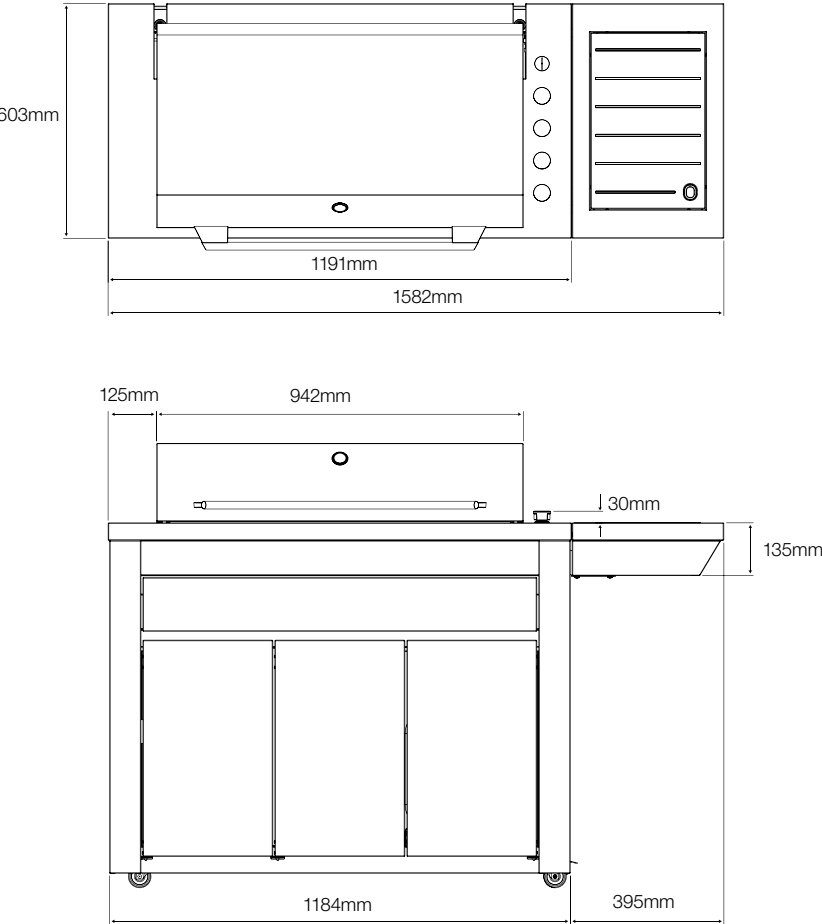
**Please note!** Dimensions to be used as a guide only. All customers MUST refer to the user manual supplied with the product for detailed installation instructions.

**Please note!** Dimensions to be used as a guide only. All customers MUST refer to the user manual supplied with the product for detailed installation instructions.

Barbecues

EQBM100AS

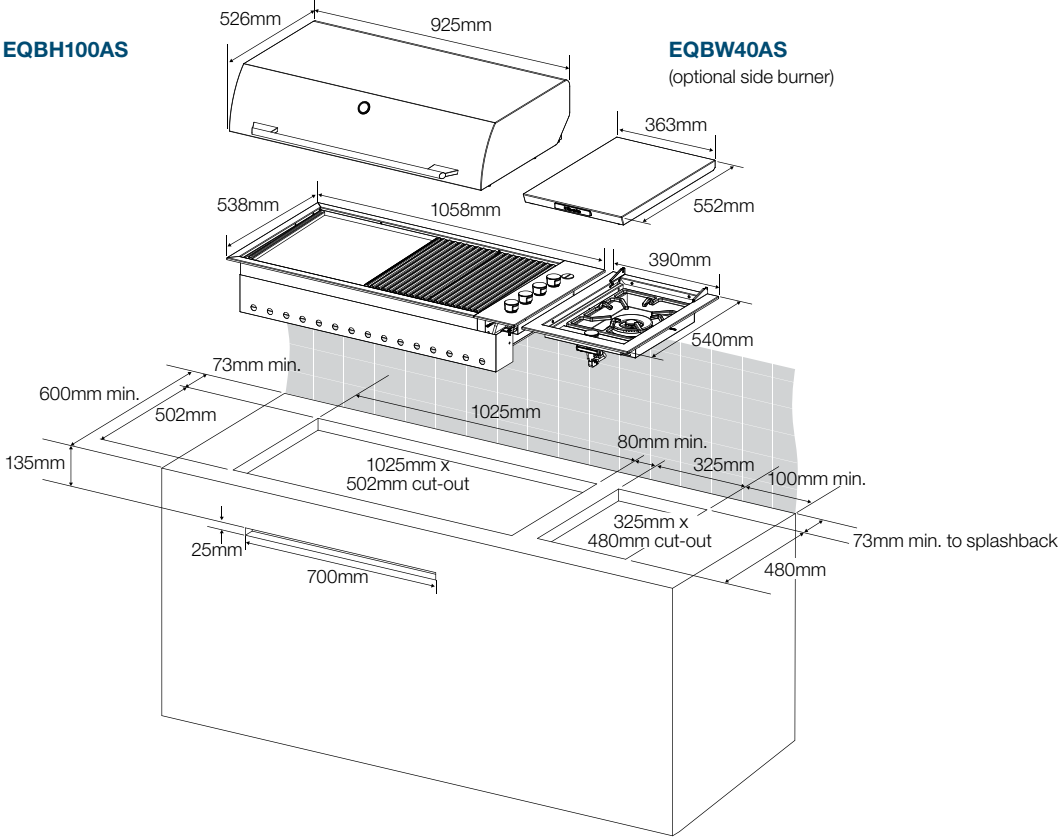
EQMW40AS  
(optional side burner)



Barbecues

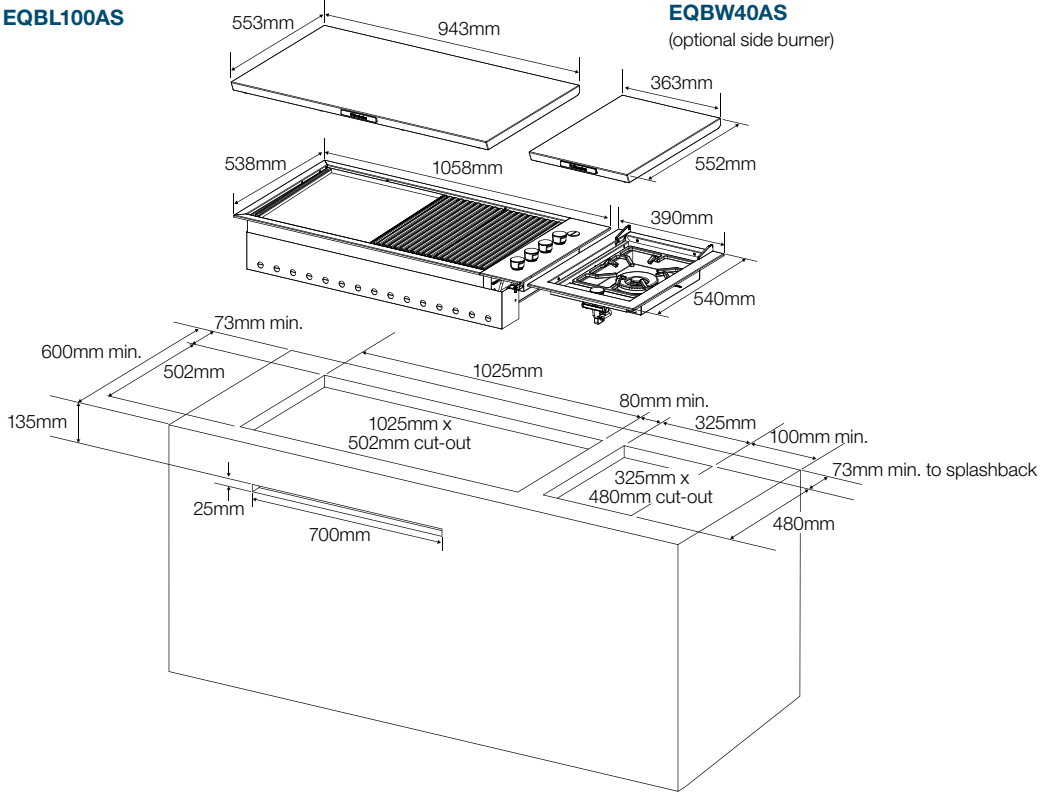
EQBH100AS

EQBW40AS  
(optional side burner)



EQBL100AS

EQBW40AS  
(optional side burner)

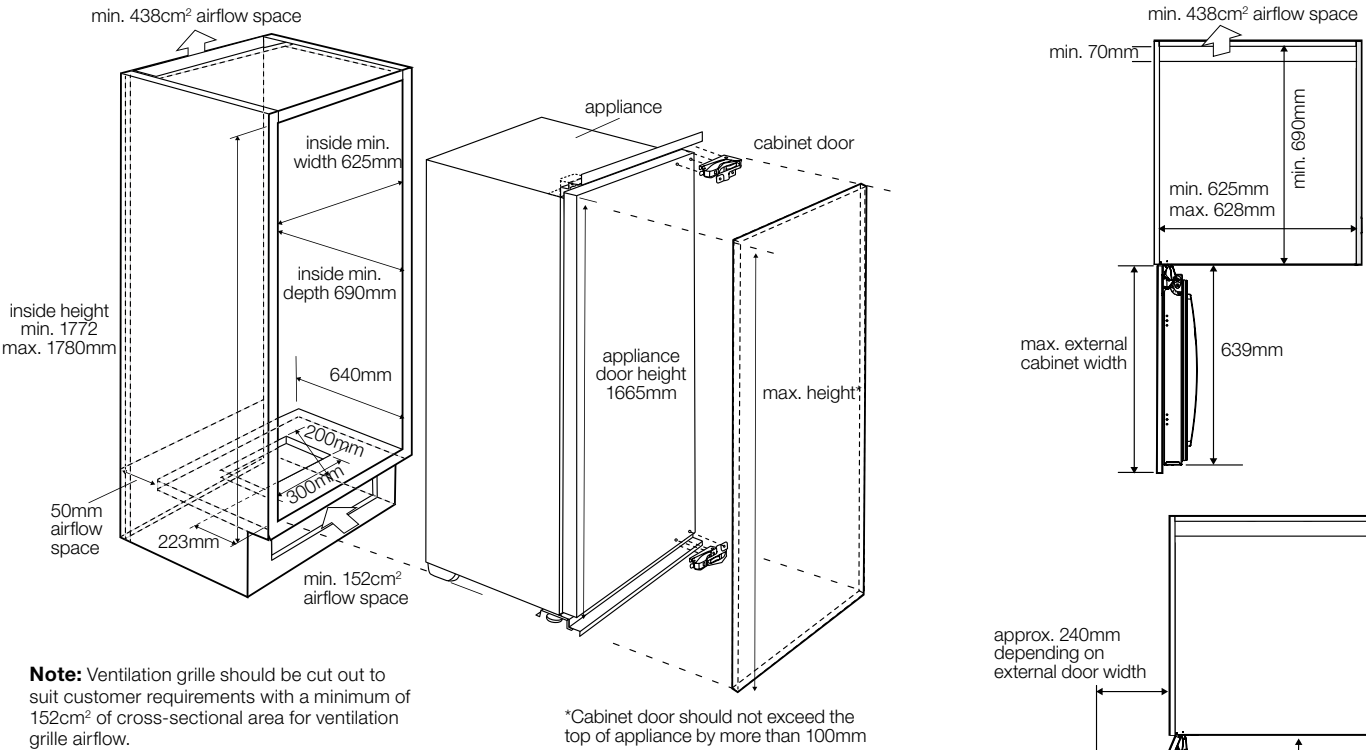


**Please note!** Dimensions to be used as a guide only. All customers MUST refer to the user manual supplied with the product for detailed installation instructions.

**Please note!** Dimensions to be used as a guide only. All customers MUST refer to the user manual supplied with the product for detailed installation instructions.

Built-in Refrigeration

Fridge and freezer  
ERM3701WE, EFM3001WE

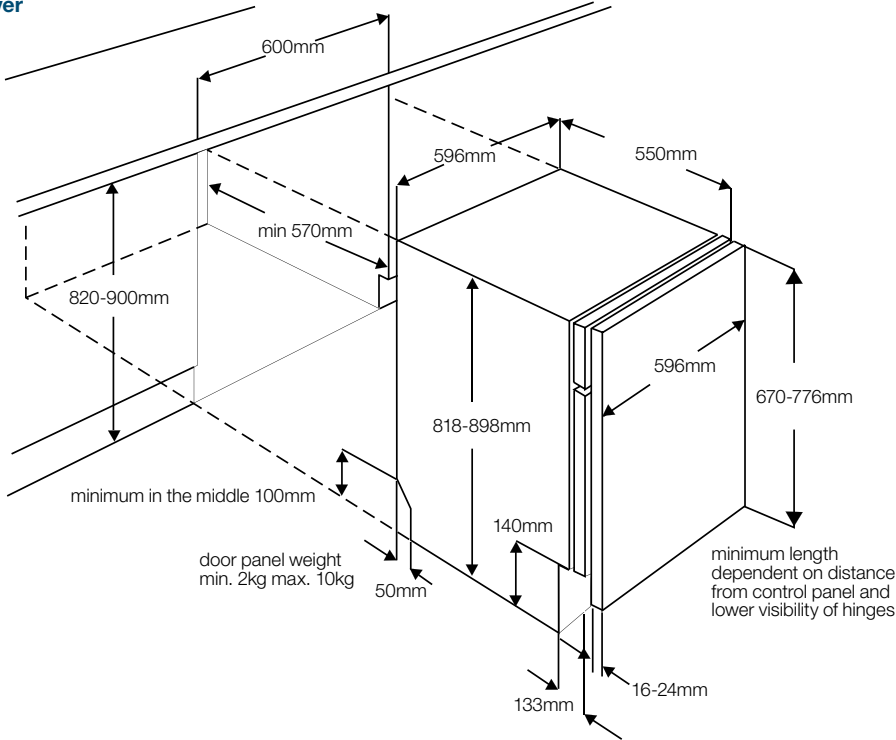


- External dimensions depend on thickness of cabinet materials used.
- Cabinet door widths should not exceed total cabinet width to allow proper door opening.
- Cabinetry door attached to the appliance door should not exceed 15kg in weight.

NOTE: Kitchen cabinetry is not included with the appliance.

Integrated Dishwasher

RealLife XXL TimeSaver  
ESL6610RO



Please note! Dimensions to be used as a guide only. All customers MUST refer to the user manual supplied with the product for detailed installation instructions.

Ovens and Freestanding Cookers

IOI™ CONTROLS

KNOB CONTROLS

COMPACT

CAPACITY IN LITRES

FINGERPRINT RESISTANT STAINLESS STEEL

MAXI STEAM

COMBI STEAM

NUMBER OF PYROLYTIC FUNCTIONS

COMBINATION GRILL AND MICROWAVE

NUMBER OF DOOR PANELS

TOUCH CONTROLS

SPLIT GRILL SYSTEM

DEFROST

TWIN FAN SYSTEM

Cooktops and Freestanding Cookers

NUMBER OF BURNERS

ELECTRONIC IGNITION

LASER ETCHED GRAPHICS

FLAME FAILURE SAFETY DEVICE

DUAL VALVE BURNERS

TOUCH AND SLIDE CONTROLS

POWER BOOST

STOP & GO

TIMER

NUMBER OF ZONES

VARIABLE ZONE

CHILD LOCK

CHEF MODE

HALO LIGHTING

Rangehoods

NOISE LEVEL IN DECIBELS

TOUCH CONTROLS

DISHWASHER SAFE FILTERS

HALOGEN LIGHTS

NO. OF FAN SPEEDS

INDOOR/ OUTDOOR

LED LIGHTING

Barbecues

OIL MANAGEMENT SYSTEM

SPLIT GRILL

PIEZO IGNITION

ELECTRONIC IGNITION

WOK BURNER

NUMBER OF BURNERS

Refrigerators

MULTIFLOW SYSTEM

CAPACITY IN LITRES

ENERGY STAR RATING

FROST FREE

Dishwashers

3 STAR ENERGY RATING

5 STAR WATER RATING

NUMBER OF PLACE SETTINGS

NUMBER OF PROGRAMS

REAL LIFE XXL WASH SYSTEM



# electrolux top service

Electrolux Top Service encompasses the after sales service including Delivery, Home Service and Spare Parts.



**delivery**

The purchase of a new appliance is an exciting experience. Electrolux customers can, for an additional charge, choose to have their new appliance delivered by our experienced staff. This service, at the customer’s option, includes the removal and recycling of packaging materials and even the old appliance if necessary. Delivery is available in Adelaide, Brisbane, Melbourne, Perth and Sydney. It may not be available in some rural locations.

**home service**

Home Service is provided for repairs to appliances by trained technicians. For repairs to appliances that are outside the manufacturer’s warranty period and to which no statutory guarantee or warranty applies, a service fee is payable. Home Service is available Australia-wide.

**spare parts**

Home Service and Spare Parts can be contacted by phone using our toll free national numbers 13 13 49 Service and 13 13 50 Spare Parts or visit our website at [electrolux.com.au](http://electrolux.com.au)

**customer care**

For more information on Electrolux products, please call our Customer Care team on 1300 363 640 or visit our website, [electrolux.com.au](http://electrolux.com.au)

**warranty**

Electrolux Home Products warrants that for domestic or equivalent applications the Electrolux products featured in this brochure are free from defects in materials and workmanship for 2 years. All warranties are subject to the conditions set out in the warranty card accompanying the product when purchased. An additional 3 year warranty is also provided for domestic applications only to cover replacement of parts only for the sealed refrigeration system.

**\*product information**

The descriptors and illustrations in this publication apply to the specific products and models described as at the date of issue. Under our policy of continuous product development, product specifications may change without notice. Prospective purchasers should therefore check with their retailer to ensure this publication correctly describes the products that are being offered for sale. All information supplied is to be used for general reference purposes only and is on the understanding that Electrolux Home Products Pty Ltd will not be liable for any loss, liability or damage of whatever kind arising as a result of reliance on such information. Colours of products illustrated are as close as printing limitations allow. Electrolux will at all times comply with its obligations pursuant to law including Competition and Consumer Act 2010.



The Inspiration Range. Developed for professionals, now adapted for you.

 For more details visit us at [electrolux.com.au](http://electrolux.com.au)

## Electrolux Home Products

### Australia

telephone: 1300 363 640  
fax: 1800 350 067  
email: [customercare@electrolux.com.au](mailto:customercare@electrolux.com.au)  
web: [electrolux.com.au](http://electrolux.com.au)

### New Zealand

telephone: 0800 436 245  
fax: 0800 225 088  
email: [customercare@electrolux.co.nz](mailto:customercare@electrolux.co.nz)  
web: [electrolux.co.nz](http://electrolux.co.nz)

We invite you to follow Electrolux and get involved in the conversation:

[thinkingofyou.com.au](http://thinkingofyou.com.au)



[facebook.com/electroluxaustralia](https://facebook.com/electroluxaustralia)

## The Thoughtful Design Innovator.

Do you remember the last time you opened a gift that made you say “Oh! How did you know? That’s exactly what I wanted!” That’s the kind of feeling that the designers at Electrolux seek to evoke in everyone who chooses or uses one of our products. We devote time, knowledge, and a great deal of thought to anticipating and creating the kind of appliances that our customers really need and want.

This kind of thoughtful care means innovating with insight. Not design for design’s sake, but design for the user’s sake. For us, thoughtful design means making appliances easier to use and tasks more enjoyable to perform, freeing our customers to experience that ultimate 21st century luxury, ease of mind. Our aim is to make this ease of mind more available to more people in more parts of their everyday lives, all over the world. So when we say we’re thinking of you, you know we mean just that.

The “Thinking of you” promise from Electrolux goes beyond meeting the needs of today’s consumers. It also means we’re committed to making appliances safe for the environment —now and for future generations.

## Electrolux. Thinking of you.

Share more of our thinking at [electrolux.com.au](http://electrolux.com.au) or [electrolux.co.nz](http://electrolux.co.nz)

