



# **Koshar**

## **COMMERCIAL RO PURIFIER**

**(Upto 30 Litres per hour)**



**USER MANUAL**



Dear Valued Customers,

Thanks for selecting the Bluebird brand products. For more than 3 decades Bluebird is a trusted brand in stabilizer for its quality products and Services.

We assure you to provide the best quality products in water purifier products too which will match the international standard and also assure for the quality services.

Please read this manual carefully to know about the product function, operation and safety measures.

Thank you again for selecting Bluebird brand of Water Purifiers.

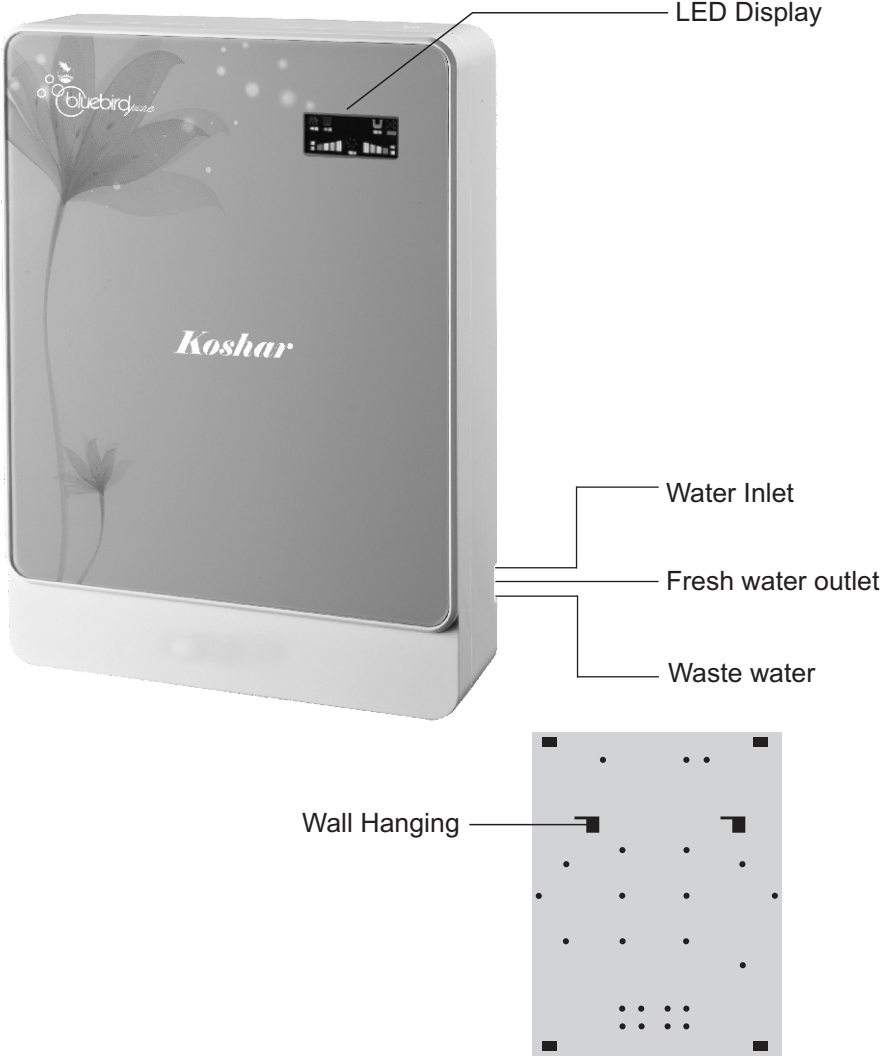
Best Wishes,

Team Bluebird Water Purifiers.

# Contents

- 1). Know your Product ----- 1
- 2). How it Functions-----2
- 3). Installation Instructions-----3,4
- 4). FAQ's-----5,6
- 5). Important Instructions-----7
- 6). Technical Specifications----- 8
- 7). Warranty Card-----9
- 8). Warranty Terms & Conditions-----10,11
- 9). Key Features-----12

# Know Your Product



## How it Functions

1. Pre Filter: It is 8 micron sediment filter which filters all big size of suspended particles from water and helps in preventing sedimentation inside machine.

2. Inline Sediment Filter: It is having 5 micron pore size which filters the small size of suspended particles to further increase the life of machine.

3. Granule Activated Carbon: It removes organic chemicals, benzene odor color problems, chlorine.

4. Pre Carbon Block: It removes chlorine, undesirable odors and halo generated organic compounds.

5. RO Membrane: It removes all dissolve salts, heavy metals like lead arsenic etc. Also eliminates bacteria viruses and other micro organism.

6. Post Carbon: It polishes the water, makes water more tastier and crystal clear.

## **Installation Instructions**

The Bluebird RO Water Purifier is having most advanced technology to provide pure drinking water. Bluebird RO Water Purifier is easy to install, use and convenient to service.

### **Recommended Site Preparations**

1. 220 V single phase AC connection not more than 3 meters away from the point of installation of machine.
2. Space as per dimensions of the machine & operating space to install.
3. Drain for rejected water should not be more than 2 meters away

### **Specific Instructions**

1. Bluebird RO Water Purifier is a wall mountable machine. Make sure that it is only mounted on a wall.
2. Avoid installation on wooden and metallic stands.
3. For optimum performance and minimum inlet pressure required for machine, please ensure that the raw water supply tank is at least 10ft above the level at which the machine is installed.
4. It is preferable to install the machine near the water sink so that inlet water lines is easily available & reject water can be drained.

### **Installation Procedure**

1. Carefully hang the machine on the wall either on mounting plates or fixing the nail on the wall.
2. Fix the SS ball valve to the 3-way connector.
3. Connect the 3-way connector to the raw water supply . The threaded end of the 3- way connector is fitted in line with the raw water supply. The other end can be connected to a tap or can be plugged off if not required.

## Installation Instructions

4. Now connect one end of the white pipe to the SS ball valve and other end to the push fit on the hand side of the outer filter labelled as water in. (Note: White pipe is for raw water supply)

5. Take one meter of white pipe and Connect one end of the pipe with in outer filter push fit where water out is marked and connect another end of the white pipe with machine where water- in is marked.

6. Similarly, connect one end of the blue pipe to the connector labeled as REJECT WATER in machine and leave the other end in the drain. (Note. Blue pipe is for rejected water)

**7. Before connecting the power supply, it is important that you perform the following functions:**

i) Open the SS ball valve (Handle parallel to the ball valve) to start the flow of water into the purifier.

ii) Wait for 2-3 minutes to ensure that the filters are soaked in water.

### Starting Up The Purifier

Switch on the power supply to get the purified water. Run the machine at least for one hour .

Switch off the power supply.

Drain the first time purified water stored in tank to remove any dust particles present in the pipes and storage tank.

Switch on the power supply.

Now **Bluebird Koshar RO Water Purifier** is ready to use.

### Recommended Uses Of Reject Water

Although the rejected water has high concentration of salts, it is absolutely clean and free of impurities like chlorine, dirt, sand, etc. which are present in raw water. This rejected water usually goes down the drain but if required, can be used for cleaning / mopping purposes after disinfection.

## FAQ'S

### 1) What does TDS (total dissolved solids) means?

Total Dissolved Solids is a measure of dissolved inorganic substances in water.

### 2) How does Bluebird RO Purifiers works?

**Bluebird Koshar Brand** has a 6 stage purification process which ensures water you get is pure, safe and it also reduces excess salts (TDS) to make your water sweeter and tastier.

### 3) How much time it takes to purify water by Koshar RO?

Bluebird Koshar can purify water upto 30 liters per hour. However, the time taken to purify depends on the impurities present in water, input water pressure, TDS level, hardness level in water and life of filters.

### 4) What is the storage capacity of Bluebird Koshar?

Bluebird koshar is compatible with the separate water storage tank of any size.

### 5) What is cartridge life indicator?

Bluebird cartridge life indicator constantly updates the life of cartridge in display panel. Once the indicating bars disappear completely it means time to change cartridge including RO membrane.

### 6) Is water from first purification cycle fit to drink?

No. it is recommended to drain the first cycle of water that is filled in the storage tank when the new Bluebird RO is installed, and also whenever cartridges are changed.



## FAQ'S

### 7) What should I do if there is no water in the storage tank?

In case there is no water in the storage tank we suggest following preliminary checks by customer.

- a) Check if there is water supply
- b) Check if there is power supply

If answers to both cases are true, please call Bluebird customer support center.

### 8) Can I service on my own?

It is not recommended to open your Bluebird RO water purifier and service it by individual. Call our Bluebird customer support center for any issues related to service & opening the machine.

### 9) What should I do with reject water?

Although rejected water has high concentration of salts, it is absolutely clean and free of impurities like chlorine, dirt and sand. This rejected water can be used for cleaning and mopping purposes.

### 10) What should I do if there is a leakage from the purifier?

In case of leakage from the purifier switch off the purifier. Check for any visual improper fitment like tap or connection to purifier. Call our Bluebird customer support number and register for a service request.

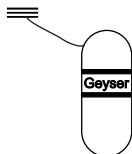
### 11) How long the water in Bluebird RO can be used for drinking?

You can use stored water for upto 48 hrs. if it is not used for 48 hours we advise you to discard that water refill and consume.

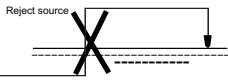
# Important Instructions



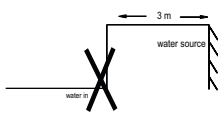
Avoid exposure to direct sunlight and installation in damp areas



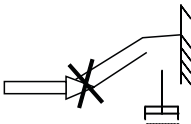
Make sure that the purifier is connected to cold water supply only.



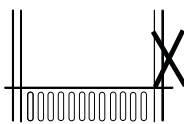
Make sure that the reject water pipe is not placed at a level higher from the purifier, otherwise reject water may flow backwards into the purifier



The maximum distance between the water source and the purifier should not be more than 3 meters



Avoid sharp bends in the pipe. Do not bend or block the reject water pipe.



Do not confine the purifier in a closed cabinet.



In case of not using the purifier for more than two days, kindly switch of the power supply and drain the storage tank.



To keep the storage tank clean, it should be drained once in 15 days.

# Technical Specifications

Koshar Commercial Ro Purifier

- Purification stage-----6 Stage
- Purification Capacity-----30 litres/Hour (Max).
- Duty Cycle -----5 Hours/150ltrs.per day (Max)
- RO Membrane -----200 GPD (1NOs.)
- Filter Cartridge-----Pre Filter, Sediment, Carbon  
Granual,Carbon Block, Post Carbon
- Input voltage----- 220V AC 50 Hz
- Operating Voltage -----24V DC
- Min Inlet Water Pressure ----- 0.3 kg/cm<sup>2</sup>
- Max. Inlet Water Pressure -----3.0 kg/cm<sup>2</sup>

Warranty Card

<div>Product</div> <div>Koshar RO Purifier</div>	<div>Serial No.:</div>
--	------------------------

Customer Details

Customer's Name

Customer's Address

Customer's Ph.No.

Warranty Details

Name of the Dealer with Address

Invoice No.& Date

Dealer's Signature with Stamp

## Warranty Terms & Conditions

Bluebird water purifiers (BWP) warrants all new products manufactured by it to be free from defects in material and workmanship under normal usage and service from the date of installation as under below mentioned terms & condition:-

1. No warranty on Outer filter.
2. Warranty on all inline filter cartridge is for six months or 27000 (Twenty Seven Thousand) Litres purification of water (Max).
3. The warranty on RO membrane is for one year or 55000 (Fifty Five Thousand) litres of purified water (Max) if the hardness of input water in machine is not more than 400 PPM.
4. No any warranty on plastic part of body.
5. The warranty will be void if the machine has been opened by any person other than the authorised company technician.
6. Warranty is void on electrical parts if it is burnt due to high voltage.
7. The BWP responsibility under this warranty will confine to the first purchaser only and will not apply or extend to any subsequent sale of the product by the customer.
8. The BWP liability under this warranty shall remain valid if and only if the product is duly installed by the company, its authorized dealer/s service provider at the address specified in the invoice or where the installation is at a place other than specified in the invoice. Such installation is undertaking with the consent in writing of and by the company confined to cities where company has service network.
9. Inspection & test report of the BWP office/service center will be treated as final & binding under the warranty for determining defects, repairs/alterations required or carried out, or certifying working of the goods thereafter.
10. The BWP liability under the warranty will be limited only to defect which occur under condition normal operation and under proper use as defined in manual. It excludes defects occurring because of abuse, faulty care or maintenance,

## Warranty Terms & Conditions

11. The consumer shall have no claim under this warranty in respect of death/injury to any person or loss/damage to any property caused as a result of equipment failure, breakdown or accident on utilization of goods not in accordance with the instructions in this user's manual or any other circumstance beyond the control of the BWP.

12. The BWP shall be entitled to retain any defective part replaced under warranty.

13. Product returned to BWP or its authorized service provider for warranty examination must be shipped freight pre-paid.

14. BWP reserves the right to make design and product changes or change specifications at anytime without any contingent obligations to prospective buyers or owners or products previously sold.

15. Under no circumstances the terms mentioned above are negotiable and no employee of BWP or its authorized service provider has the authority to supersede the terms mentioned above.

16. BWP or its authorized service provider assures no warranty liability in connection with this water purifier other than that specified herein. This warranty is in lieu of all other warranties of fitness for a particular purpose. BWP or its authorized service provider does not authorize any person or representative to assume for it any other obligations on the sale of goods. This warranty becomes effective when the system is installed correctly and successfully.

17. Any disagreement and obligations based upon purchase of BWP products and thereby imposed on BWP or its authorized service providers shall be governed and construed according to the laws of India and subject to jurisdiction of Delhi courts only.

## Key Features

1. 6 stage filtration.
2. 200 GPD Membrane.
3. 200 GPD pump.
4. Digital display .
5. Filter life indicator.
6. Membrane capacity to handle Upto 2000 TDS<sup>\*</sup>

**( \*2000 TDS with maximum 400 PPM hardness )**

*Piyo Pure Jiyo More*



**Toll Free No. : 1800113911**  
**[www.bluebirdwaterpurifiers.com](http://www.bluebirdwaterpurifiers.com)**

**Marketed by**  
**Bluebird Water Purifiers**  
**70, Rajasthani Udyog Nagar**  
**G.T. Karnal Road, Delhi-110033**