

connect **IT**[®]

PREMIUM BLUETOOTH HEADSET



USER MANUAL

1 Introduction


Congratulations and thank you for purchasing CONNECT IT Premium Bluetooth Headset.




This manual will advise you how to control headset, before using them be acquainted with Bluetooth functions in your mobile phone and other devices.




2 Package contents

- wireless Bluetooth headset
- USB cable
- user manual

3 Controls



| | |
|-------------------------------------|-----------------------------------------------------------------------------------------------------------------------------------------------------------------------------------------------------------------------------------------------------|
| Volume up | Press the volume up button "+" |
| Volume down | Press the volume down button "-" |
| Turn on the earphones and Bluetooth | Hold the  button until blue and red light starts flashing alternately, for pairing use the device you want to connect the earphones to (see the procedure below) |
| Turn off | Hold the  button until the light shuts off |
| Playback | Press once the  button for playing back shortly |

| | |
|----------------|-----------------------------------------------------------------------------------------------------------------------------------------|
| Pause | Press once the  button for playing back stoppage shortly |
| Answer | Press the  button shortly |
| End call | Hold the  button for 2 seconds |
| Next track | Press the next track button "<" |
| Previous track | Press the previous track button ">" |

4 Pairing Headset with one Device

Turn on Bluetooth in headset as per the description in How to operate section. Activate Bluetooth in the device you want to connect to Headset. Search "CI_headset" in the earphone available device list and proceed as per your device instructions. After initial pairing, earphones will connect automatically to the device. If you are prompted to enter the pairing code, use code **0000**.

5 Charging

For charging you can either connect earphones by means of USB cable to PC or to use USB adapter to the socket. Perform two first charging for 12 hours after that it is sufficient to charge for 2 and ½ hours.

6 Technical Specifications

- Bluetooth 4.0
- Profile: A2DP AVRCP RF
- Range: 10 m
- Listening: up to 5 and ½ hours
- Talk: up to 8 hours
- Standby time: up to 180 hours
- Input DC: 5 V/130 mA
- Charging time: 2 and ½ hours
- Dimensions (W×H×D): 80×80×42 mm
- Weight: 125 g