



# User Manual

[www.e-performancedogs.com](http://www.e-performancedogs.com)

14th July 2013

Version 1.3

# Table Of Contents

Table Of Contents .....	0
Overview .....	3
Screen Flows .....	4
Main Window.....	4
Results .....	6
Catalogues.....	7
Enter Trial.....	8
Trial Display.....	10
Enter Dog Information .....	11
Selecting Classes to Enter .....	13
Payment Options .....	14
New Trial Display.....	16
List Entries.....	17
Change Entries .....	18
Secretary Functions .....	19
Add Trial Entries.....	21
Change Entries .....	26
Extract Trial Information.....	29
Owner File.....	29
Dog File .....	30
Entries File.....	30
Results File .....	30
Upload Catalogue Information .....	31
Trial Financials.....	32
Record Cheques .....	34
Close Trial.....	34
Setting Up Paypal with Clubs Own Paypal Account.....	36

Setting Up Paypal .....	36
Ring Side Menu .....	39
Enter Trial Results .....	40
Set SCT (Standard Course Time) .....	40
List Trial Places .....	41
Lookup Owner Information .....	42
Lookup Dog Information .....	44
Contact Us.....	46
Trial List .....	47
Data Map.....	48



# Overview

Welcome to the e-Performance Dogs website. The web address is [www.e-performancedogs.com](http://www.e-performancedogs.com). This web site has been designed with a view to making the maintenance and running of an agility trial easier for trial secretaries who volunteer to do the onerous task. This will be achieved by moving the data entry of the entry information from the trial secretary to the actual competitor. The fact that the information is to be entered by the exhibitor will also reduce the amount of data errors as the person who is entering the data has a personal interest in the information being correct.

The web site from the 1<sup>st</sup> August 2013 will charge the competitors a modest fee of \$0.25 per entry up to a maximum of \$2 per trial. The site will accept payment via Paypal, in which case the cost of the transaction will be levied to the competitor. At the time of implementation this fee is \$0.30 plus 2.4% of the transaction amount. The competitor can elect if they choose to still send their payment to the secretary with a printed copy of their entries with a stamped self addressed envelope. In this case there will be no additional charge and the data entry can be done by the competitor and the secretary can act on the entry information that they receive which allow trial closing dates to be later and then generate more income for the club running the trial, without inconveniencing the secretaries running the trials.

Initially this site has been designed for agility trials but in the future it is planned to extend this to obedience trials and if there is the demand to also to conformation shows. When the functionality is extended to cover obedience trials the user will be able to select which type of events that they wish to see displayed.

This site is also being prepared in partnership with a number of separate applications which have been built to handle and run trials, it is not intended that the software from this site will run a trial and produce the appropriate documentation, including qualification certificates and also reports for the canine controls

# Screen Flows

## Main Window

HOME  
RESULTS  
CATALOGUES  
ENTER TRIALS  
CONTACT US  
TRIAL LIST  
SERVICES

 ePerformance Dogs

This website will allow agility competitors to enter online. After the entries have been confirmed an email will be sent to you confirming your entry. The idea is to print the email and enclose a self addressed envelope which is sent in to the trial secretary. Alternatively payment can be done via Paypal.

**ePerformance Dogs are pleased to announce a new cataloging and trial management service which is available to clubs. Please click on the "Services" link for more information**

To begin the entry process click on enter trials on the left hand margin.

This site is in its infancy so please report any errors to [agility@e-performancedogs.com](mailto:agility@e-performancedogs.com)


**IMPORTANT CHANGE: Due to increased costs in maintaining this site we will no longer be able to offer this service on a free basis. From the 1-Aug-2013 there will be a modest charge imposed on competitors using this site of \$0.25 per entry with a cap of a maximum of \$2.00 per trial.**

The additional amount will be shown on the confirmation email that you receive as ePerformance Dogs Levy.

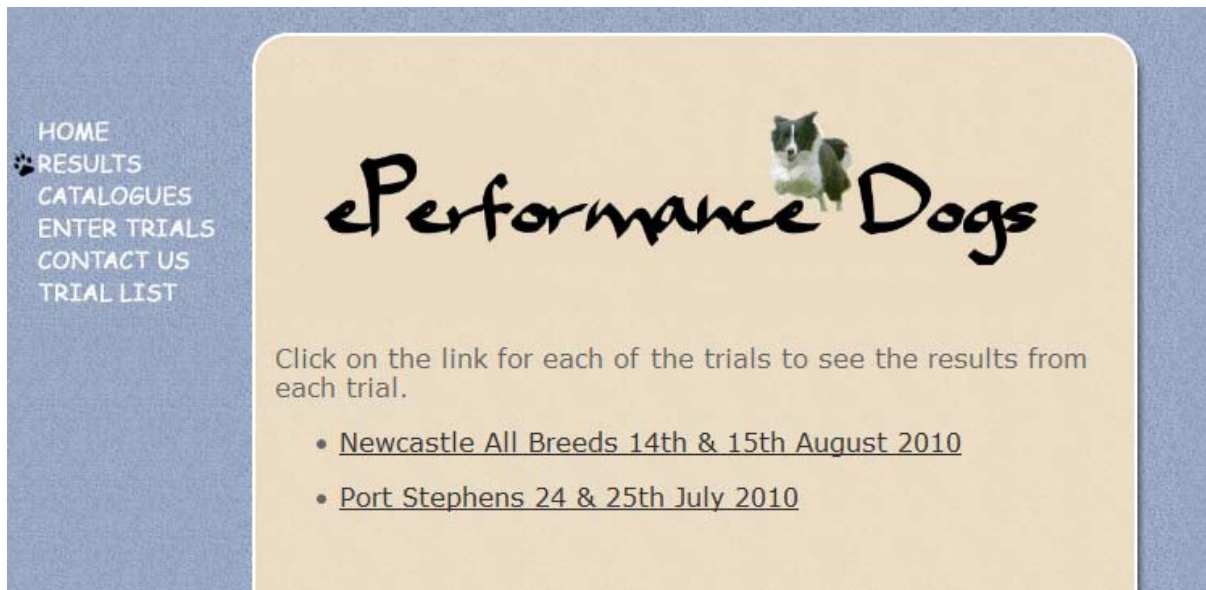
[Documentation for the site is available by clicking on this text](#)

The main window contains a number of options which the user may select, these options are available on the menu bar on all windows. The functions that the user may select are :-

- Home – This will return to this window
- Results – It is intended that when a trial is complete a marked catalog can be sent back by the trial secretary and it will be loaded onto the web site for future reference. Over time the results may be sorted by year but on the initial setup the trial results will be added with the most recent appearing first.
- Catalogues – Many clubs make their trial catalogues available catalogues available online so that competitors can check the catalog to ensure that their details have been captured correctly. This will provide a facility where the catalogues can be loaded, the catalogue will be removed after the trial has been completed.
- Enter Trials – This will allow the exhibitors to enter a trial online. They do this by registering their membership number and their dogs details into the database and then selecting the classes and trials that they want to enter. Entries will only be done for one trial at a time. If there are multiple trials open at the same time then a separate entry must be done for each trial. This is also the section by which the trial secretary accesses the system
- Contact Us – This is a window where details and contact information for ePerformance Dogs.

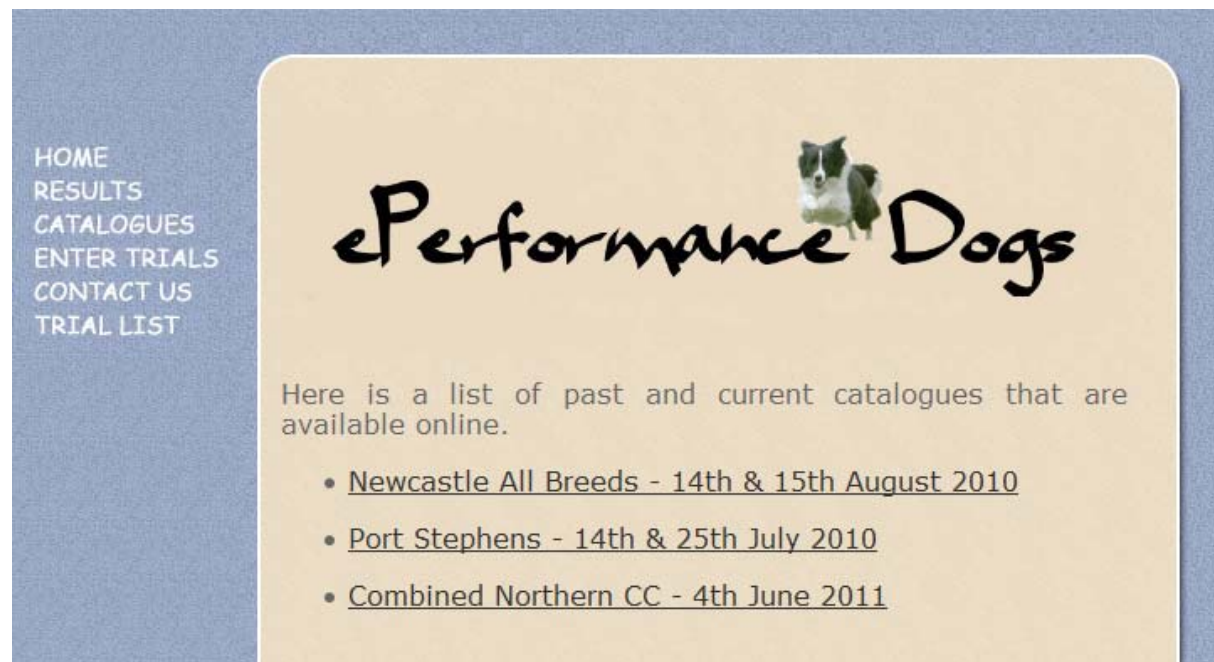
- Trial List – This will go to a page which will list all of the trials which are currently open and allow the competitors to see the journal ads for each trial.
  - Services – This is a list of the services which is offered by e-performance dogs for agility clubs throughout Australia.
- 

## Results



The screenshot shows a website interface with a blue background. On the left, there is a vertical menu with the following items: HOME, RESULTS (with a paw print icon), CATALOGUES, ENTER TRIALS, CONTACT US, and TRIAL LIST. The main content area is a light beige rounded rectangle. At the top of this area is the logo 'ePerformance Dogs' in a black, cursive font, with a small image of a dog's head integrated into the letter 'P'. Below the logo, there is a paragraph of text: 'Click on the link for each of the trials to see the results from each trial.' This is followed by a bulleted list of two links: 'Newcastle All Breeds 14th & 15th August 2010' and 'Port Stephens 24 & 25th July 2010'. Both links are underlined.

The results page is not complex, it will simply name each of the trials and provide a link to a PDF which will be a marked catalog. ePerformance Dogs accepts no responsibility for any mistakes that are displayed in the catalogs displayed or any of the marked catalogs.



The screenshot shows a website page with a blue background. On the left, there is a vertical menu with the following links: HOME, RESULTS, CATALOGUES, ENTER TRIALS, CONTACT US, and TRIAL LIST. The main content area has a light beige background with the title 'ePerformance Dogs' in a large, black, cursive font. A small image of a dog is positioned above the letter 'o' in 'Dogs'. Below the title, there is a paragraph of text: 'Here is a list of past and current catalogues that are available online.' This is followed by a bulleted list of three items, each with a link: 'Newcastle All Breeds - 14th & 15th August 2010', 'Port Stephens - 14th & 25th July 2010', and 'Combined Northern CC - 4th June 2011'.

HOME  
RESULTS  
CATALOGUES  
ENTER TRIALS  
CONTACT US  
TRIAL LIST

# ePerformance Dogs

Here is a list of past and current catalogues that are available online.

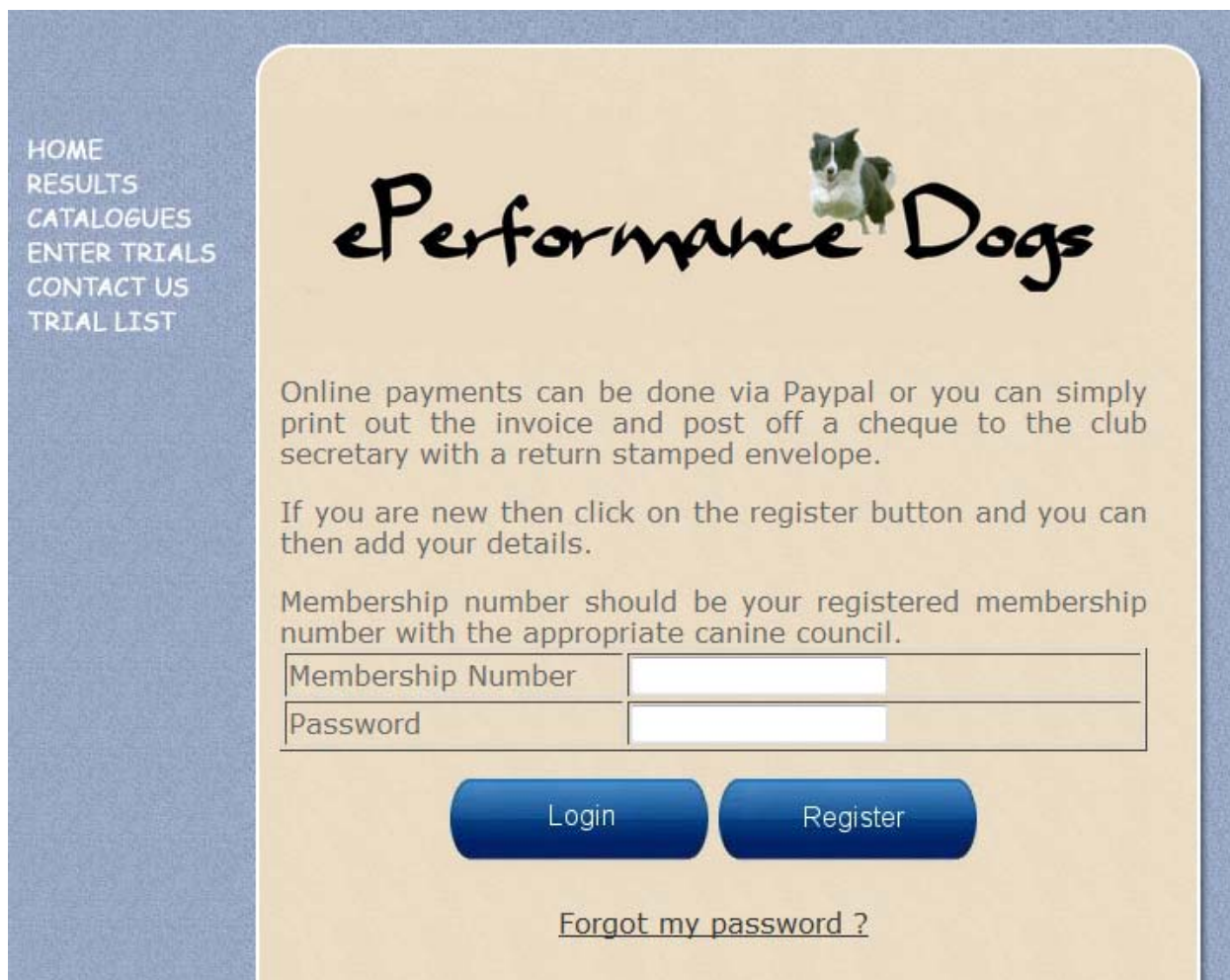
- [Newcastle All Breeds - 14th & 15th August 2010](#)
- [Port Stephens - 14th & 25th July 2010](#)
- [Combined Northern CC - 4th June 2011](#)

The catalogues page is not complex, it will simply name each of the trials and provide a link to a PDF which will be a marked catalog. ePerformance Dogs accepts no responsibility for any mistakes that are displayed in the catalogs displayed or any of the marked catalogs.



## Enter Trial

The main part of the processing is done via the enter trial option. There are a number of key things that need to be pointed out up front and while they may seem cumbersome they have been done intentionally to ensure that the data that is collected is the most current. When a user first logs in they will be prompted to enter their personal information and each time that they do an entry their information will be re-displayed for them to confirm or alter. This way there is no presumption that past data is accurate, all data collected and displayed will be the most current information that is available and that has been confirmed by the actual competitor.



The screenshot shows the 'ePerformance Dogs' website interface. On the left is a navigation menu with links: HOME, RESULTS, CATALOGUES, ENTER TRIALS, CONTACT US, and TRIAL LIST. The main content area has a light beige background with a small dog icon above the title 'ePerformance Dogs'. Below the title, there is instructional text about payment methods (Paypal or cheque) and registration steps. A login/register form contains two input fields: 'Membership Number' and 'Password'. Below the form are two blue buttons labeled 'Login' and 'Register', and a link for 'Forgot my password?'.

HOME  
RESULTS  
CATALOGUES  
ENTER TRIALS  
CONTACT US  
TRIAL LIST

# ePerformance Dogs

Online payments can be done via Paypal or you can simply print out the invoice and post off a cheque to the club secretary with a return stamped envelope.

If you are new then click on the register button and you can then add your details.

Membership number should be your registered membership number with the appropriate canine council.

Membership Number	<input type="text"/>
Password	<input type="password"/>

Login Register

[Forgot my password ?](#)

The competitor can enter login if they already have a password setup or they can enter their membership number and click register or they can simply click on register and they will be taken the registration window.

In the case where a password has been forgotten then click on the forgot my password and it will be emailed to the email address for the registered membership number.

HOME  
RESULTS  
CATALOGUES  
ENTER TRIALS  
CONTACT US  
TRIAL LIST

# ePerformance Dogs

## New Registration

*	Membership No	1234567890
*	Password	••••••••
*	Password (Re-Enter)	••••••••
	Title	Mr
*	First Name	Fred
*	Surname	Nlrk
	Address	12 Smith St
	Suburb	Erskine Park
	State	NSW
	Postcode	2200
	Phone Number	0410 101 101
*	Email	frednirk@gmail.com

Update

The membership number, password and re-entry password, first name, surname, and email are mandatory fields. If any of these fields are not entered then the following error message will be displayed.

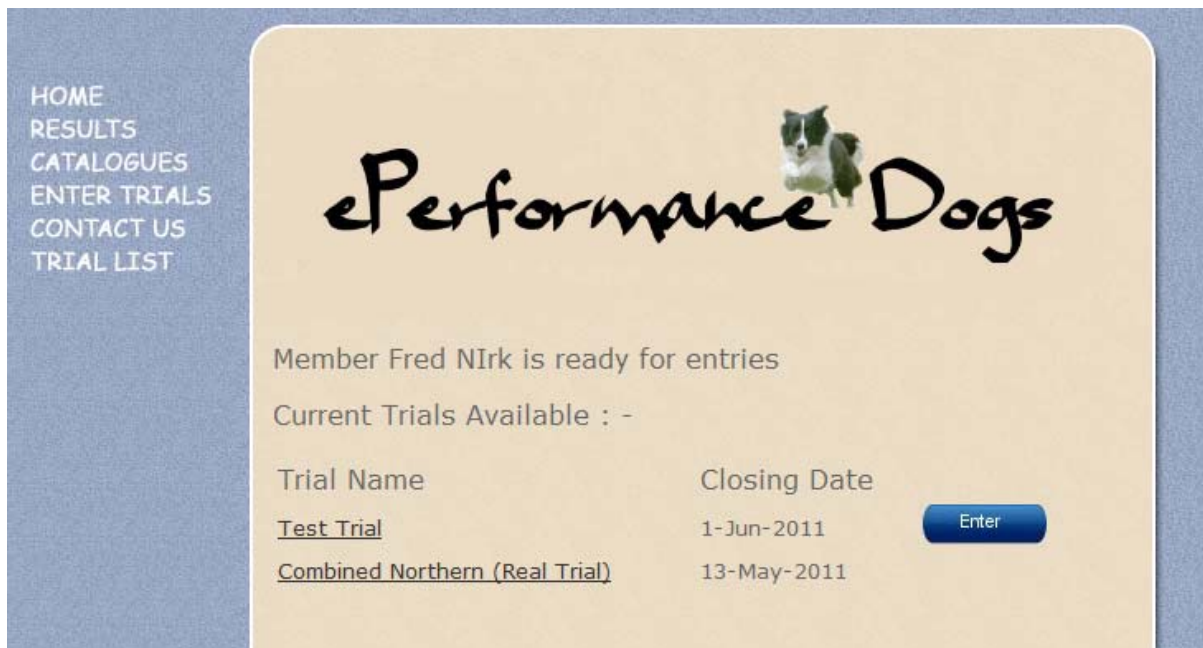
# ePerformance Dogs

Compulsory Fields Must be Entered

Continue

## Trial Display

The user will then be presented with the trials that are available for them to enter, in the following example only one trial is still open for entries, that being the Test Trial. Note that there is another trial which is displayed but there are no buttons that can be selected. Had the competitor entered in that trial there would be a button there which could be selected which would be titled "List Entries" which would allow for the current entries to be displayed for that trial.



The screenshot shows a website interface for "Performance Dogs". On the left is a navigation menu with links: HOME, RESULTS, CATALOGUES, ENTER TRIALS, CONTACT US, and TRIAL LIST. The main content area has a header with a dog icon and the text "Performance Dogs". Below this, it states "Member Fred Nirk is ready for entries" and "Current Trials Available : -". A table lists two trials:

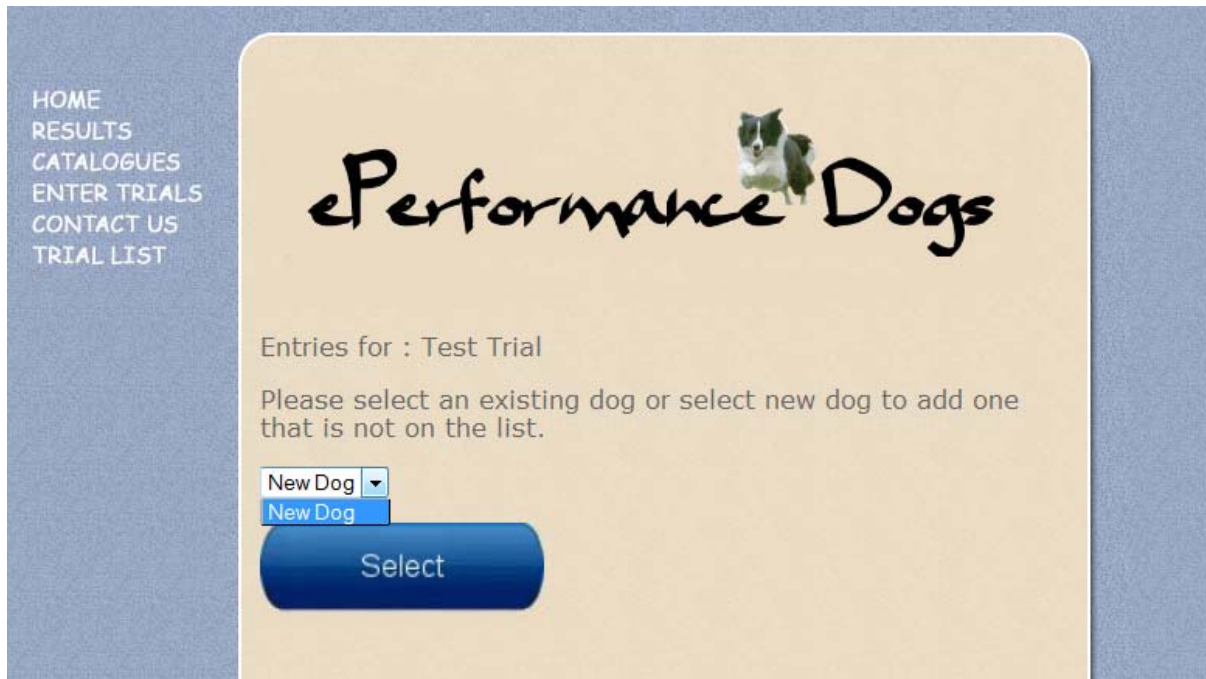
Trial Name	Closing Date	
<a href="#">Test Trial</a>	1-Jun-2011	<input type="button" value="Enter"/>
<a href="#">Combined Northern (Real Trial)</a>	13-May-2011	

The buttons which may be displayed at this screen include :-

- Enter – This trial is still open for entries
- Secretary – The membership number that you have logged into is the registered trial secretary for this trial and there is additional functions that are available to help you administer and run your trial.
- List Entries – You have entries for this trial and you may display those entries
- Change Entries – If the closing date has not passed for a trial then a competitor may change the classes that they have entered. There are no refunds available through the web site. All refunds will have to be handled off line

## Enter Dog Information

When a competitor selects a trial to enter by clicking on the “Enter” button they will be taken to this window,



The screenshot shows a web interface for 'ePerformance Dogs'. On the left is a navigation menu with the following links: HOME, RESULTS, CATALOGUES, ENTER TRIALS, CONTACT US, and TRIAL LIST. The main content area has a light beige background and features the title 'ePerformance Dogs' in a black, cursive font, with a small image of a dog's head above the letter 'P'. Below the title, the text reads 'Entries for : Test Trial' and 'Please select an existing dog or select new dog to add one that is not on the list.' There is a dropdown menu labeled 'New Dog' with a blue highlight over the text 'New Dog'. Below the dropdown is a blue, rounded rectangular button labeled 'Select'.

By default the New Dog option will be available to the competitor to select, if they have done an entry before for a dog then the drop down list will contain a list of those dogs that they have previously entered and they can simply select the dog from the list and then click the select button.

HOME  
RESULTS  
CATALOGUES  
ENTER TRIALS  
CONTACT US  
TRIAL LIST

# ePerformance Dogs

## Adding New Dog

Registered Number	2100012345
Breed	Border Collie
Registered Name	Bigdog Ima Panlicker
Titles	JD SDX SPDM ET
Height	500 ▾
Sex	Male ▾
Date Of Birth	25-Dec-2008 (dd-mmm-yyyy)
Competitions levels	(This will reduce the classes so that only eligible classes are displayed)
Agility Level	Novice ▾
Jumping Level	Excellent ▾
Gamblers Level	No Setting ▾
Strategic Pairs Level	Masters ▾
Snooker Level	Masters ▾



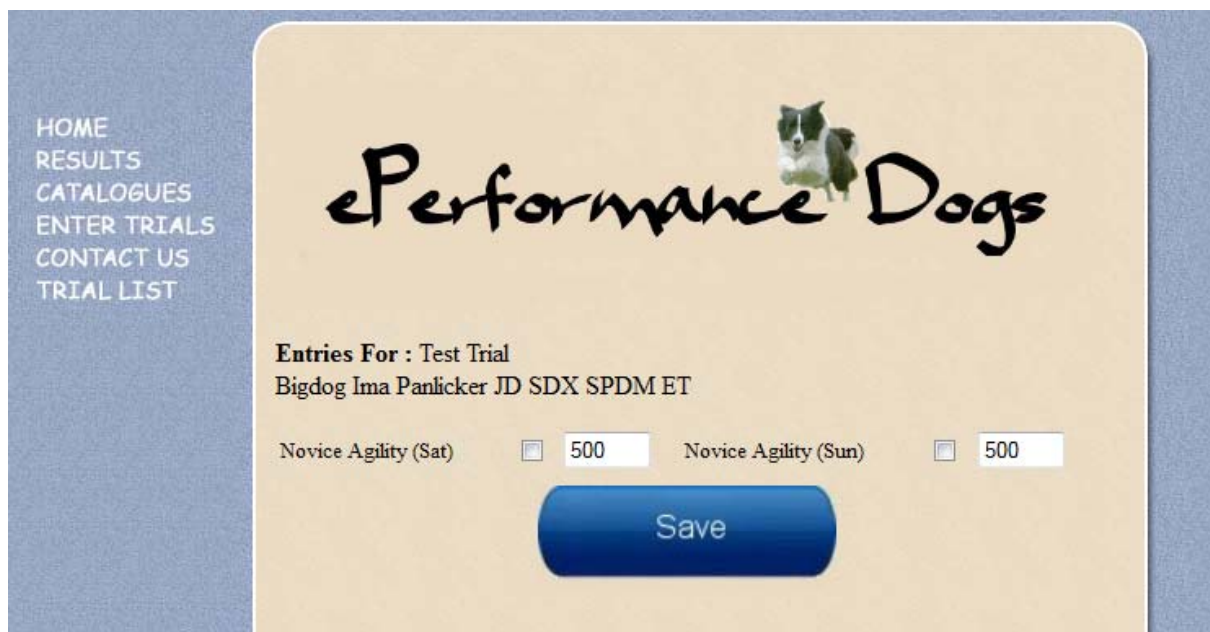
I hereby apply to enter the foregoing exhibit in terms of and upon the conditions set out in the State Controlling Bodies Constitution Rules and Regulations by which I agree to be bound, and hereby certify to the correctness of the particulars endorsed hereon.

I certify that this exhibit has not within the said period of three months been in kennels affected with Distemper, Canine Hepatitis, Parvo Virus or any other contagious or infectious disease and that the dog has been vaccinated.

Update

There are some levels which are there when the dog details are registered in the system, the idea of this is that when a trial is setup the levels are associated with each of the classes which means that only those classes that the dog is eligible to compete in is displayed for selection. There is no validation between the titles of the dog and the level so it is up to the user to enter the information. If they do not enter the information then by default it is left at no settings and all classes are displayed when they select a trial. The dog information is displayed every time and entry is done for the dog along with the confirmation check box. If a competitor does not check the confirmation check box then an error message is displayed and no entries can be done until such time as the check box is selected.

## Selecting Classes to Enter



HOME  
RESULTS  
CATALOGUES  
ENTER TRIALS  
CONTACT US  
TRIAL LIST

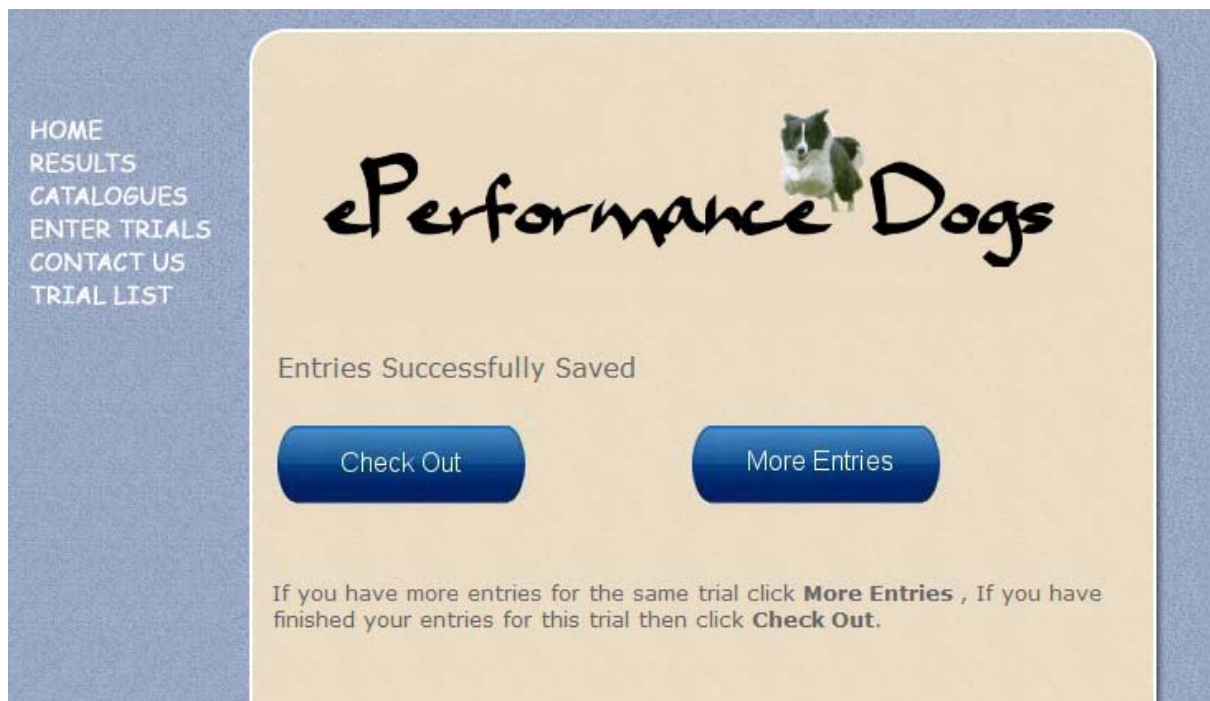
# ePerformance Dogs

**Entries For :** Test Trial  
Bigdog Ima Panlicker JD SDX SPDM ET

Novice Agility (Sat)  500      Novice Agility (Sun)  500

[Save](#)

The dog information for the class being entered will be displayed along with the classes which are being offered which the dog can enter. To enter you simply check the box next to the class or classes that are to be entered and then click on "Save". Note that all class descriptions displayed to the competitor are data fields which will be set up on initial setup of the trial within eperformance dogs.



HOME  
RESULTS  
CATALOGUES  
ENTER TRIALS  
CONTACT US  
TRIAL LIST

# ePerformance Dogs

Entries Successfully Saved

[Check Out](#)      [More Entries](#)

If you have more entries for the same trial click **More Entries** , If you have finished your entries for this trial then click **Check Out**.

Once the entries have been saved, the competitor will be presented with two options, the "Check Out" button will guide the competitor through the payment options available or if they have more entries then they should click on "More Entries" and they will be asked to enter the information for the next dog.

## Payment Options

HOME  
RESULTS  
CATALOGUES  
ENTER TRIALS  
CONTACT US  
TRIAL LIST

# ePerformance Dogs

Entries For : Test Trial

Fred NIrk	2100012345 - Bigdog Ima Panlicker JD SDX SPDM ET	Novice Agility (Sat) (500)	\$0.01
--------------	---	-------------------------------	--------

Include Catalogue @ \$0.02 each

Additional Notes

[Send Cheque](#) [Paypal](#)

Click Send Cheque to have your entries emailed to you and for you to post a cheque off to the trial secretary, Click Paypal to pay online with Paypal now.  
Note: Paypal will attract a Fee of 2.4% + \$0.30 additional

After the user has completed their entries they move into the payment phase, in this case there is only one entry and the competitor now has the option of paying via Paypal or they can send in a cheque to the secretary as they have always done with a self addressed envelope. If the user selects "Send Cheque" then an email is sent to the trial secretary as well as the person who entered confirming the entry and advising them to print the email and include it with the cheque and a self addresses envelope which is to be sent to the trial secretary.

If the competitor elects to pay via Paypal then they will be transferred to the Paypal window with the payment information passed to Paypal to match the amount that is due.

The email that is sent to the competitor and the trial secretary is identical and looks similar to the one shown below :-

From: agility@e-performancedogs.com  
To: brett@benshiva.com  
Cc:  
Subject: Entries For Combined Northern (Real Trial)

Please find below the information for your entries :

1 - Fredkennel Black Dog - ADX (500)

1 - Fredkennel Black Dog - JD (500)

2 - Second Dog - ADX (200)

2 - Second Dog - JDM (200)

2 - Second Dog - JDO (200)

Total Entries : \$45.00

Catalog Cost : \$4.00

Total = \$49.00

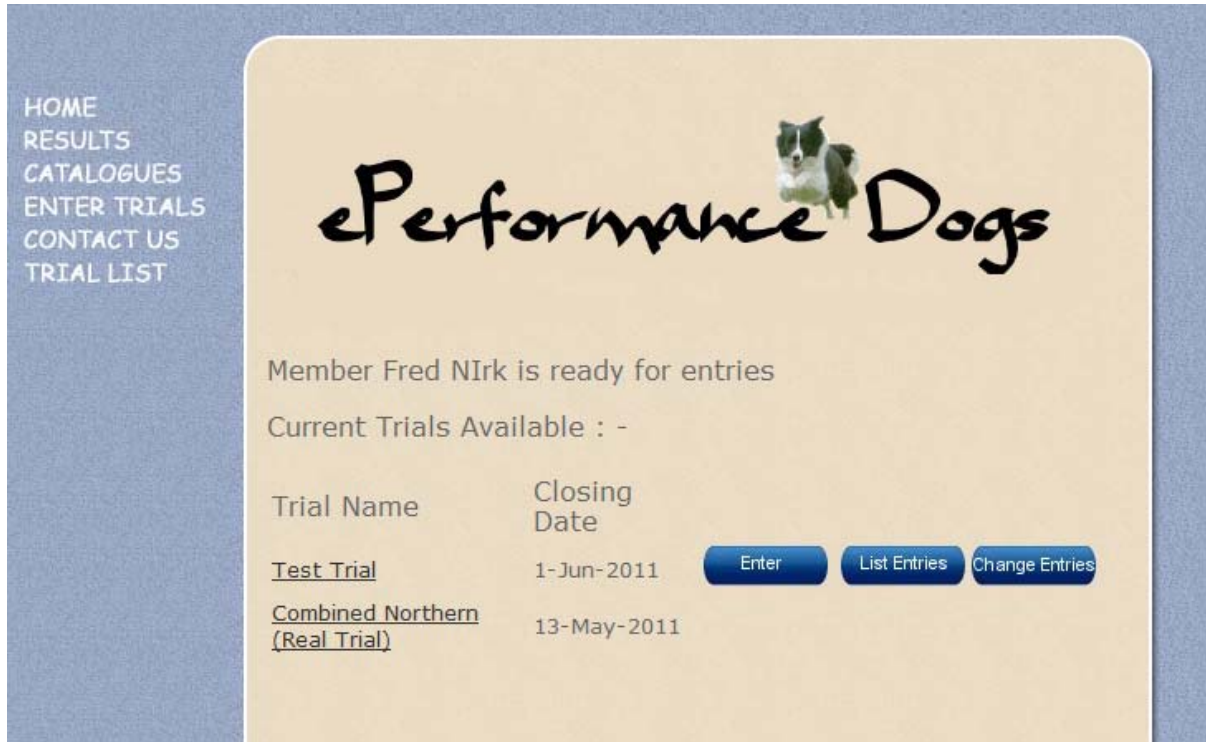
Please PRINT THIS MESSAGE and enclose with your cheque and post it to:

Mr Brett Farrell  
16 Mt Vincent Rd  
Mt Vincent NSW 2323



## New Trial Display

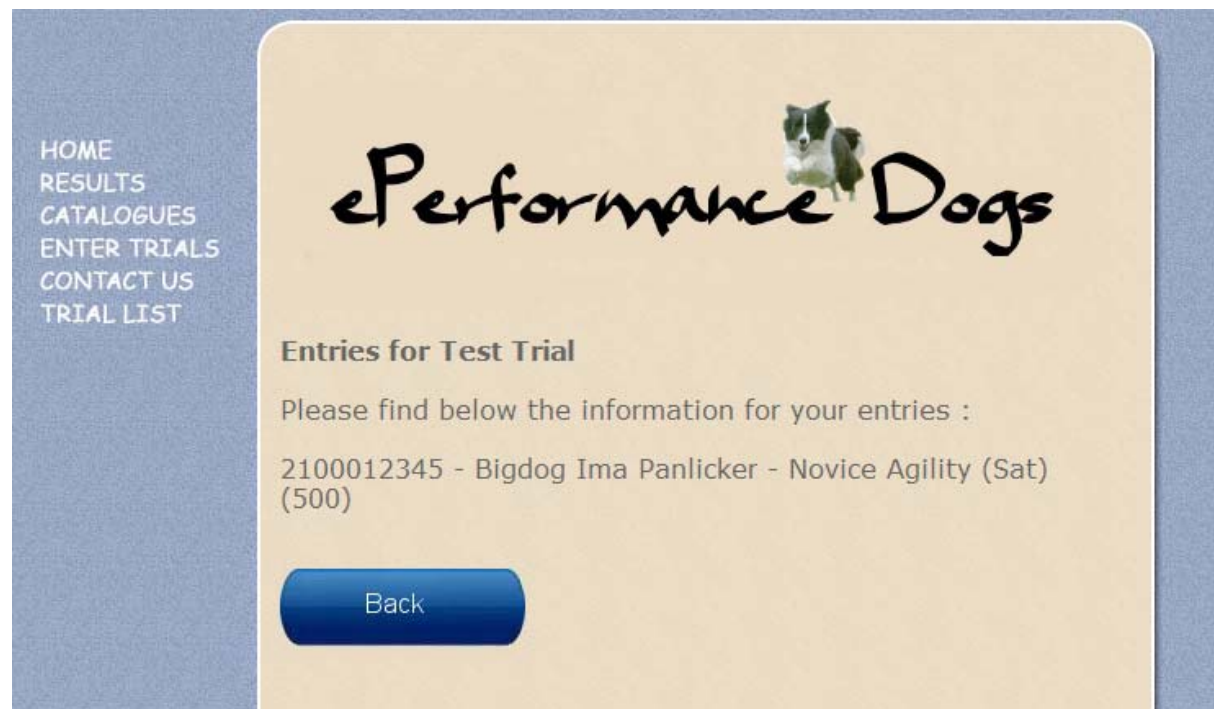
Once the entries have been completed when the competitor goes back to the trial window they can see a different set of buttons which were mentioned before when discussing this window.



The screenshot shows the 'ePerformance Dogs' website interface. On the left is a navigation menu with links: HOME, RESULTS, CATALOGUES, ENTER TRIALS, CONTACT US, and TRIAL LIST. The main content area has a light beige background with a dog icon above the title 'ePerformance Dogs'. Below the title, it states 'Member Fred Nirk is ready for entries' and 'Current Trials Available : -'. A table lists two trials with their names, closing dates, and associated buttons.

Trial Name	Closing Date	
<a href="#">Test Trial</a>	1-Jun-2011	<a href="#">Enter</a> <a href="#">List Entries</a> <a href="#">Change Entries</a>
<a href="#">Combined Northern (Real Trial)</a>	13-May-2011	

## List Entries



HOME  
RESULTS  
CATALOGUES  
ENTER TRIALS  
CONTACT US  
TRIAL LIST

# ePerformance Dogs

**Entries for Test Trial**

Please find below the information for your entries :

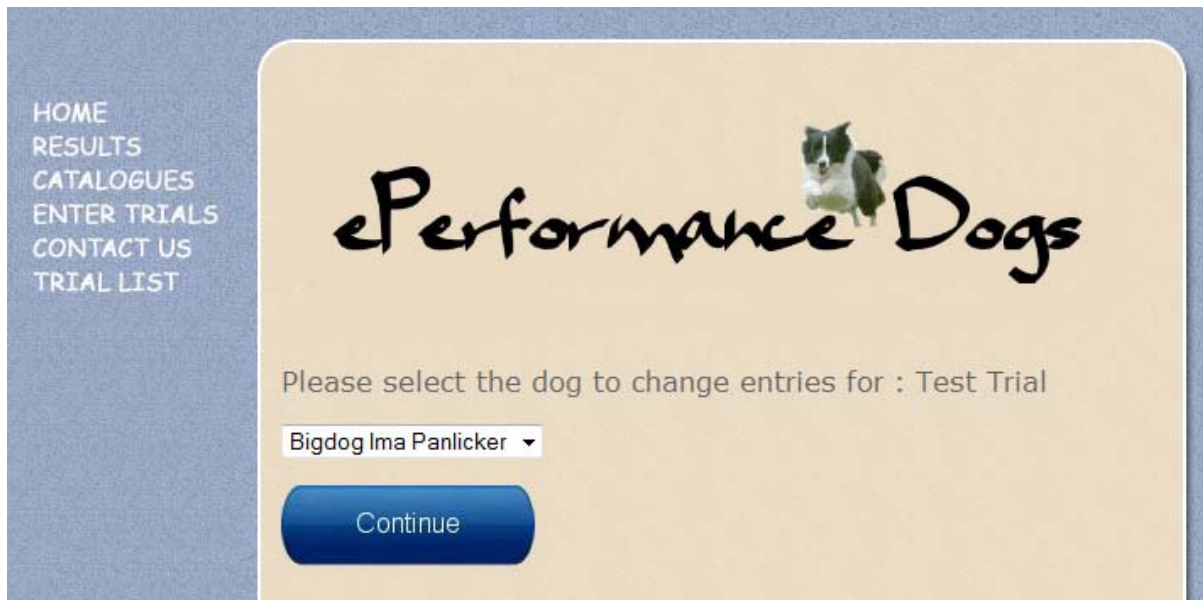
2100012345 - Bigdog Ima Panlicker - Novice Agility (Sat)  
(500)

[Back](#)

If the competitor selects list entries then they will get a summary of all of the entries for the selected trial. All classes and all dogs entered will be displayed.

## Change Entries

Providing that a trial has not closed a competitor has the option to change the classes that they have been entered into. Trial secretaries should be clear that while there trial is still open for entries competitors will have the option of modifying the entries that have already been done for the trial. A modify looks like the following window,



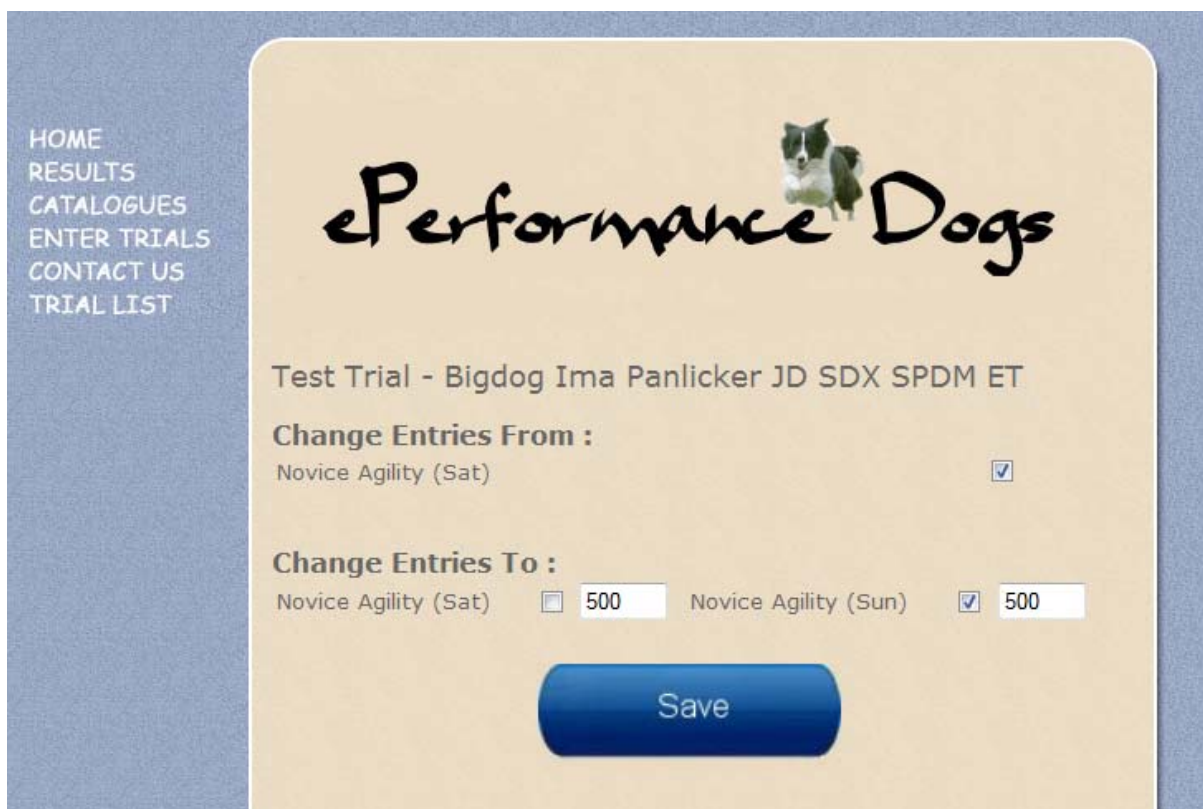
HOME  
RESULTS  
CATALOGUES  
ENTER TRIALS  
CONTACT US  
TRIAL LIST

# ePerformance Dogs

Please select the dog to change entries for : Test Trial

Bigdog Ima Panlicker ▾

Continue



HOME  
RESULTS  
CATALOGUES  
ENTER TRIALS  
CONTACT US  
TRIAL LIST

# ePerformance Dogs

Test Trial - Bigdog Ima Panlicker JD SDX SPDM ET

**Change Entries From :**  
Novice Agility (Sat)

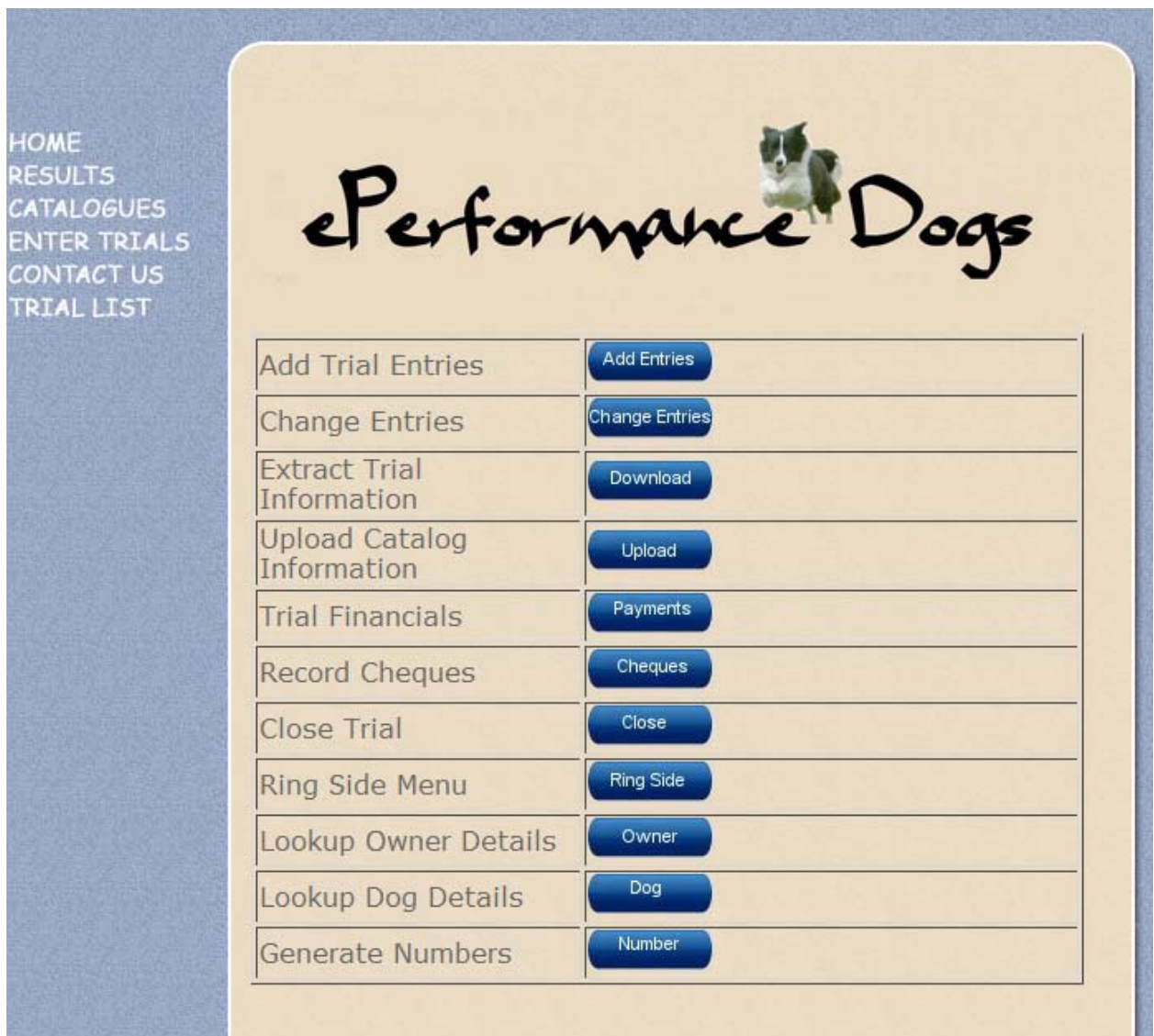
**Change Entries To :**  
Novice Agility (Sat)  500    Novice Agility (Sun)  500

Save

In this case the competitor is changing the class from the Saturday to the Sunday. When a class is change any catalog numbering that may have been uploaded from the users Trial software to the web site will be lost.

# Secretary Functions

For any trial setup within ePerformance Dogs there are a number of other functions which are available to trial secretaries.



The screenshot displays the ePerformance Dogs web interface. On the left, a vertical navigation menu includes: HOME, RESULTS, CATALOGUES, ENTER TRIALS, CONTACT US, and TRIAL LIST. The main content area features the ePerformance Dogs logo with a dog icon. Below the logo is a table of functions:

Add Trial Entries	Add Entries
Change Entries	Change Entries
Extract Trial Information	Download
Upload Catalog Information	Upload
Trial Financials	Payments
Record Cheques	Cheques
Close Trial	Close
Ring Side Menu	Ring Side
Lookup Owner Details	Owner
Lookup Dog Details	Dog
Generate Numbers	Number

The additional functions that are available to a trial secretary by clicking on the “Secretary” button are :-

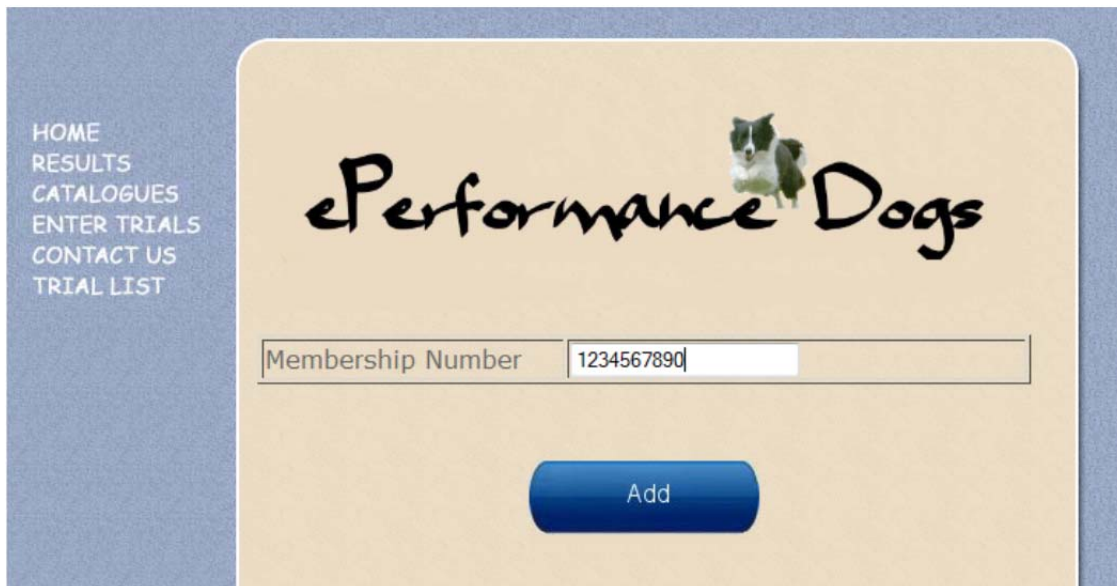
- Add Trial Entries – This function will allow the trial secretary to enter the information that may be received from any manual entry form into the ePerformance Dogs web site which will take advantage of any information that is already loaded into the database. Also, if there is an option to download results on the day of the trial by entering them via the web

site. To download results you will need to have all of the entries available online in the ePerformance Dogs web site database.

- Change Entries – The trial secretary can alter entries for any competitor via this function. It operates the same as if the competitor is making the change and an email is sent to the competitor to confirm the change.
- Extract Trial Information – This will allow for a text file extract from the trial information to be emailed to the secretary email address that has been set up for the trial. The information that can be emailed is the dogs entered at the trial, the owners who are competing at the trial, the entries for the trial and the results for the trial if they have been entered online.
- Upload Catalog Information – This facility will allow for the information regarding the numbers for each entry to be uploaded to the website. This is important for those secretaries who wish to do the results online otherwise it is not required.
- Trial Financials – This is a new function which is live from the 12<sup>th</sup> July 2013 which will allow the secretaries to generate a report of all of the financial transactions for a trial. It will include all Paypal transactions, including a verified receipt number, and also those where the user has paid by cheque. To be able to reconcile the cheque payments the cheques must be recorded when they are received by the club secretaries.
- Record Cheques – This function is a new function as of the 12<sup>th</sup> July 2013 and allows the trial secretaries to record information about the cheques when they are received so that they can get an accurate record of the entry and payment information for the trial.
- Close Trial – This function will mark a trial as being closed for entries and will automatically generate the financial report and email it to the club secretary.
- Ring Side Menu – This button will bring up another menu which will allow for ring side maintenance tasks to be done while a class is running, including entering results, entering Standard Course Time (SCT) and displaying a list of placegetters.
- Lookup Owner Details – This will allow the information on an owner to be looked up on the web site database. The secretary can correct any errors using the add trial entries option.
- Lookup Dog Details – This will allow the information on a dog to be looked up on the web site database. The secretary can correct any errors using the add trial entries option.
- Generate Numbers – This function will assign a catalog number to the competitors in the trial. It will attempt to separate competitors with multiple entries. This option may not be used by most clubs as they use trial day software such as NAW for this type of operation.



## Add Trial Entries



The screenshot shows a web interface for 'ePerformance Dogs'. On the left, a vertical menu lists: HOME, RESULTS, CATALOGUES, ENTER TRIALS, CONTACT US, and TRIAL LIST. The main content area has a light beige background with the site logo 'ePerformance Dogs' at the top, featuring a small dog icon. Below the logo is a form with a label 'Membership Number' and a text input field containing the number '1234567890'. A blue 'Add' button is positioned below the input field.

To add entries for a competitor from a manual form or to update a competitor's information stored on the database then they simply enter the competitor's membership number and click on "Add".

HOME  
RESULTS  
CATALOGUES  
ENTER TRIALS  
CONTACT US  
TRIAL LIST

# ePerformance Dogs

*	Membership No	1234567890
	Title	Mr
*	First Name	Fred
*	Surname	Nlrk
	Address	12 Smith St
	Suburb	Erskine Park
	State	NSW
	Postcode	2200
	Phone Number	0410 101 101
*	Email	fred@gmail.com

Update

The secretary can then update the personal information for the competitor. This information is updated in the database for all trials and not just the current trial so care should be made to ensure that the information is updated accurately.

HOME  
RESULTS  
CATALOGUES  
ENTER TRIALS  
CONTACT US  
TRIAL LIST

# ePerformance Dogs

Entries for : Test Trial

Please select an existing dog or select new dog to add one that is not on the list.

Bigdog Ima Panlicker ▾

Select

The secretary can then select an existing dog and update their information or they can add a new dog and associate it with the current competitor.



HOME  
RESULTS  
CATALOGUES  
ENTER TRIALS  
CONTACT US  
TRIAL LIST

# ePerformance Dogs

## Updating Current Dog

Registered Number	2100012345
Breed	Border Collie
Registered Name	Bigdog Ima Panlicker
Titles	JD SDX SPDM ET
Height	500 ▾
Sex	Male ▾
Date Of Birth	25-Dec-2008 (dd-mmm-yyyy)
Competitions levels	(This will reduce the classes so that only eligible classes are displayed)
Agility Level	Novice ▾
Jumping Level	Excellent ▾
Gamblers Level	No Setting ▾
Strategic Pairs Level	Masters ▾
Snooker Level	Masters ▾
<input checked="" type="checkbox"/> I hereby apply to enter the foregoing exhibit in terms of and upon the conditions set out in the State Controlling Bodies Constitution Rules and Regulations by which I agree to be bound, and hereby certify to the correctness of the particulars endorsed hereon.	
<input checked="" type="checkbox"/> I certify that this exhibit has not within the said period of three months been in kennels affected with Distemper, Canine Hepatitis, Parvo Virus or any other contagious or infectious disease and that the dog has been vaccinated.	

Update

The current information regarding the dog can then be updated. The same declarations are required to be acknowledged as per a normal entry form.

HOME  
RESULTS  
CATALOGUES  
ENTER TRIALS  
CONTACT US  
TRIAL LIST

# ePerformance Dogs

Entries For : Test Trial  
Bigdog Ima Panlicker JD SDX SPDM ET

Novice Agility (Sat)  500    Novice Agility (Sun)  500

Save

Select the classes to enter and then click save. When the save is done the standard more entries or check out option is available.

HOME  
RESULTS  
CATALOGUES  
ENTER TRIALS  
CONTACT US  
TRIAL LIST

# ePerformance Dogs

Entries Successfully Saved

Check Out      More Entries

If you have more entries for the same trial click **More Entries** , If you have finished your entries for this trial then click **Check Out**.

When checking out and the payment options are completed an email is sent to the competitor if there is an email address registered which outlines the information that has just been entered by the trial secretary.

## Change Entries

This function is used to alter entries for a competitor by the trial secretary. Click “Change Entries”



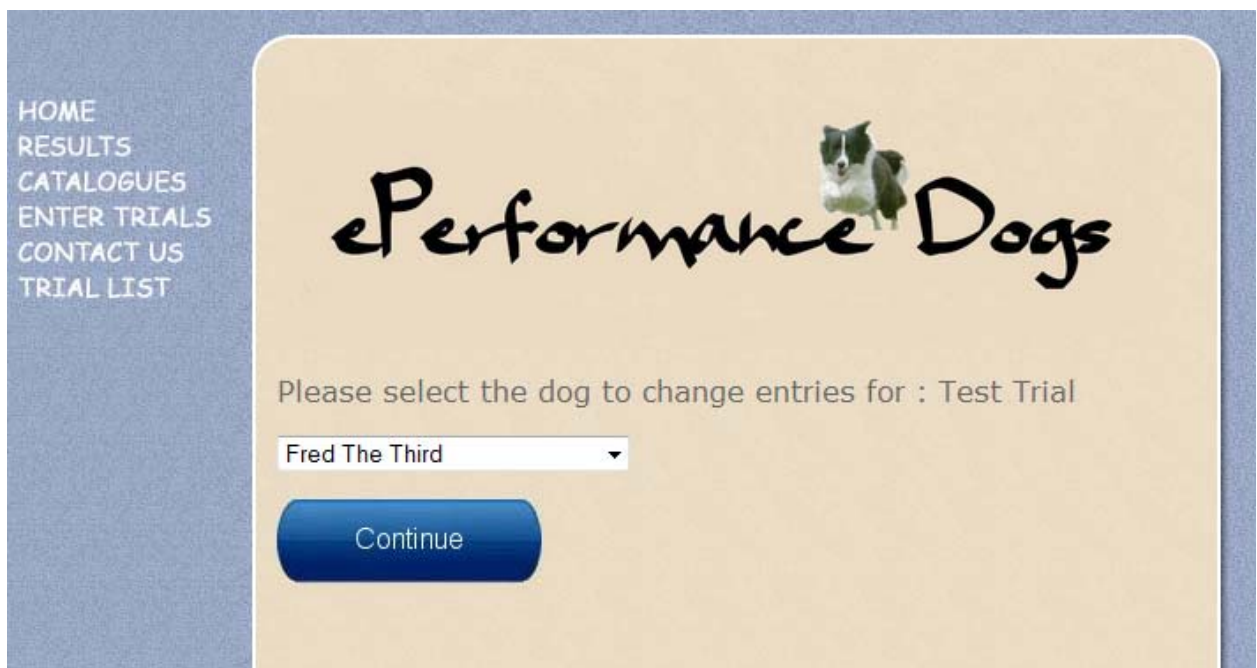
HOME  
RESULTS  
CATALOGUES  
ENTER TRIALS  
CONTACT US  
TRIAL LIST

ePerformance Dogs

Membership Number 2000920340

Add

Enter the membership number of the competitor that you wish to change and click “Add”



HOME  
RESULTS  
CATALOGUES  
ENTER TRIALS  
CONTACT US  
TRIAL LIST

ePerformance Dogs

Please select the dog to change entries for : Test Trial

Fred The Third

Continue

A drop down menu will be presented for those dogs that are entered into the trial. Select the dog from the list and click Continue

HOME  
RESULTS  
CATALOGUES  
ENTER TRIALS  
CONTACT US  
TRIAL LIST

# ePerformance Dogs

## Updating Current Dog

Registered Number	12123A/1
Breed	Affenpinscher ▾
Registered Name	Fred The Third
Titles	AD JD8
Height	400 ▾
Sex	Male ▾
Date Of Birth	01-Jan-2007 (dd-mmm-yyyy)
Competitions levels	(This will reduce the classes so that only eligible classes are displayed)
Agility Level	Novice ▾
Jumping Level	Novice ▾
Gamblers Level	Masters ▾
Strategic Pairs Level	Novice ▾
Snooker Level	Novice ▾

Update

You can change any details for the dog as the most likely change is that the competitor has attained a title and want to change classes. If you are adding a title don't forget to adjust the level for the appropriate discipline so that the correct class list is displayed when choosing the classes to move a competitor into. When your changes are complete click "Update"

[HOME](#)  
[RESULTS](#)  
[CATALOGUES](#)  
[ENTER TRIALS](#)  
[CONTACT US](#)  
[TRIAL LIST](#)

# ePerformance Dogs

Test Trial - Fred The Third AD JD8

**Change Entries From :**  
 Novice Jumping

**Change Entries To :**

ADO	<input type="checkbox"/>	400	AD	<input type="checkbox"/>	400
Novice Jumping	<input checked="" type="checkbox"/>	400	JDO	<input type="checkbox"/>	400
SPD	<input type="checkbox"/>	400			

Pairs Partner No   
 Pairs Partner Name   
 Pairs Height

[Save](#)

You will be presented with the screen above. The top section is the current entries for the person and the bottom section is the entries that you are changing to. If you increase the number of classes that you are going to you will be presented with the payment screen. If the number of classes from and to match then there will be no additional charge and you wont be taken to the payment window. Click Save when you are done.

[HOME](#)  
[RESULTS](#)  
[CATALOGUES](#)  
[ENTER TRIALS](#)  
[CONTACT US](#)  
[TRIAL LIST](#)

# ePerformance Dogs

Entries Successfully Updated

Email Message successfully sent!

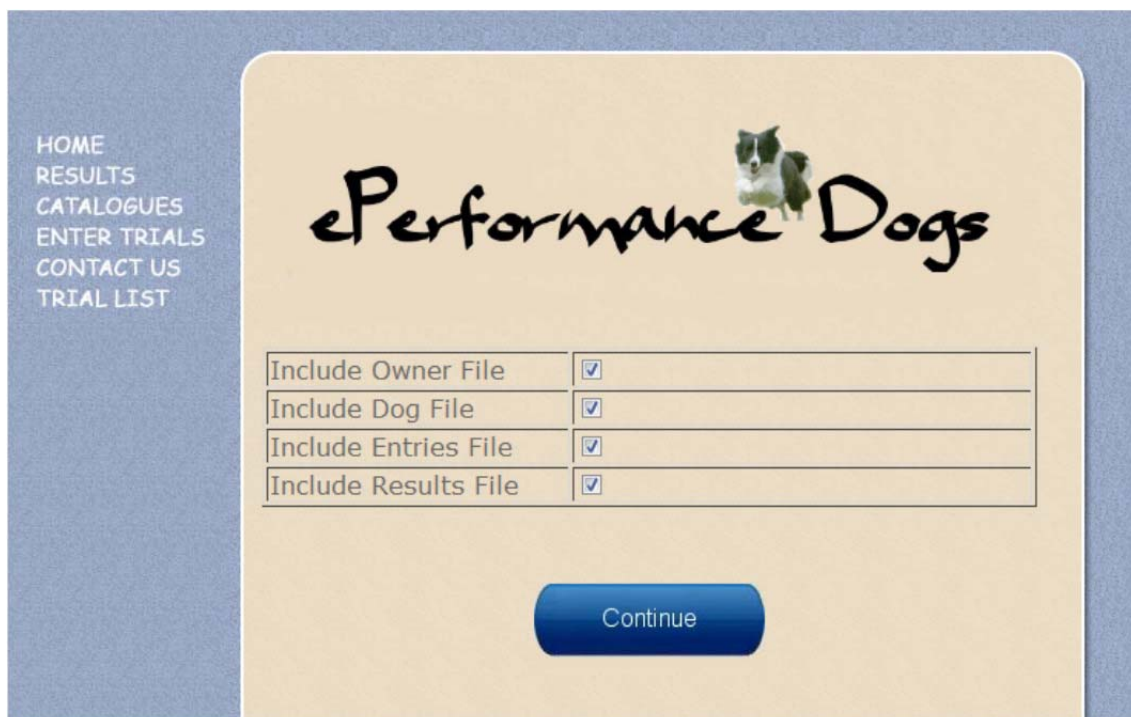
[Continue](#)

## Extract Trial Information

If the trial secretary elects to extract information from the ePerformance website for the current trial which they are managing there are four options which they can select :-

- Owner File information
- Dog File Information
- Entry File Information
- Result File Information

The extract formats can be customised for a club providing that all of the data elements are available that are required. When setting up the initial classes a determination is made of the extract formats required and all extracts are matched to that format.



The screenshot shows the ePerformance Dogs website interface. On the left, there is a navigation menu with the following links: HOME, RESULTS, CATALOGUES, ENTER TRIALS, CONTACT US, and TRIAL LIST. The main content area features the website logo, which includes a small image of a dog and the text "ePerformance Dogs". Below the logo is a form with four rows, each containing a checkbox and a label: "Include Owner File", "Include Dog File", "Include Entries File", and "Include Results File". All four checkboxes are checked. At the bottom of the form is a blue "Continue" button.

## Owner File

The owner file contains the following fields as a CSV file :-

- OwnerNo
- Title
- First Name
- Surname
- Address
- Suburb
- State
- Post Code
- Phone
- Email

## **Dog File**

Information contained in the dog file extracted for the trial will be a CSV file with the following fields. The dogs that are included in this extract are only those that are competing at the relevant trial.

The fields that are included are :-

- Registration No
- Registered Name
- Titles
- Breed
- Sex
- Date Of Birth
- Height

## **Entries File**

The file containing the entries for the trial is a CSV file with the following fields :-

- Owner Number
- Dog Number
- Class Number – This is the class number used on the web site and is not required to be the same in the secretaries' trial day software.
- Class Label – This is the name of the class as displayed on the web site.
- External Link – This is the information that the class is known as in the external trial day management software which each secretary uses.
- Height

## **Results File**

In the case of the result information being entered via the ePerformance Dogs website the following information is available for download into the trial day software.

The fields are in a CSV field and are :-

- TrialDescrip – This is the external reference that the class is known as
- CourseFaults – The total number of course fault points
- CatalogNo
- Time
- DQ – Y/N flag to say whether the result is a DQ result.
- Score – In the case of a games class the score that the competitor has scored. In the case of gamblers where there are multiple scores only the total score should be entered.

## Upload Catalogue Information

In the case where the ePerformance dogs web site is to be used for entering results, the competitors catalog numbers are required to be loaded into a CSV which can then be uploaded to the web site and the information stored in the database. When doing this the following fields are required as a CSV file.

The fields required are :-

- Owner Number
- External link in trial day software
- Dog registration number
- Catalog number

The screen shown to the user will look like the one below :-



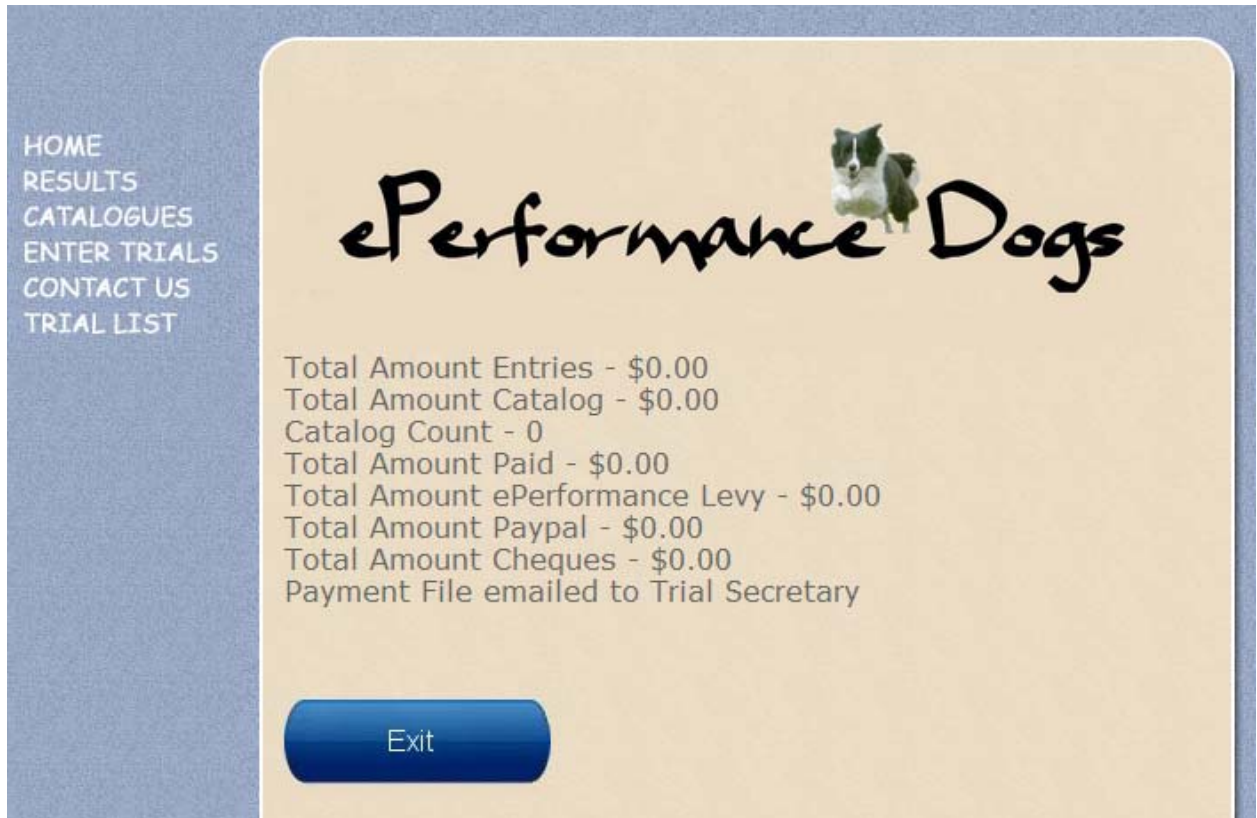
The screenshot shows the ePerformance Dogs website interface. On the left, a vertical navigation menu lists: HOME, RESULTS, CATALOGUES, ENTER TRIALS, CONTACT US, and TRIAL LIST. The main content area features the 'ePerformance Dogs' logo with a small dog icon. Below the logo, there is a form with the label 'Catalog Number File:' followed by a text input field and a 'Browse...' button. A large blue 'Continue' button is positioned below the input field.



## Trial Financials

This function will generate a HTML report which will be emailed to the trial secretary with a summary of the entries and the payment position for the trial. This can be run as regular as required without any impact on the data or any future generation of the report.

To run the report simply click on the Payments button.



The screenshot shows a web interface for 'ePerformance Dogs'. On the left is a blue sidebar with navigation links: HOME, RESULTS, CATALOGUES, ENTER TRIALS, CONTACT US, and TRIAL LIST. The main content area has a light beige background with the 'ePerformance Dogs' logo at the top, featuring a small dog icon. Below the logo, the following financial summary is displayed:

- Total Amount Entries - \$0.00
- Total Amount Catalog - \$0.00
- Catalog Count - 0
- Total Amount Paid - \$0.00
- Total Amount ePerformance Levy - \$0.00
- Total Amount Paypal - \$0.00
- Total Amount Cheques - \$0.00
- Payment File emailed to Trial Secretary

At the bottom of the main area is a blue button labeled 'Exit'.

This screen will also include a statement about the appropriate state levy payable so that club secretaries can quickly work out the amount that is payable to the canine control body.

A sample report is shown below :-

## Trial Payment Summary - Port Stephens Dog Sports Club

Name	Payment Source	Payment Status	Total Entries	Catalog	Total	Payment Amount	Receipt	Levy
Fred Smith	Paypal	Completed	18.00	0.00	18.00	18.00	6NE828254G568884A	0.00
Jane Plain	Paypal	Completed	18.00	0.00	18.00	18.00	0BA83639FE8760135	0.00
Steve Smith	Secretary	Received	72.00	5.00	77.00	77.00	000070	0.00
Bad Payer	Cheque		72.00	5.00	77.00	0.00		0.00

Total Amount Entries	\$2,574.00
Total Amount Catalog	\$30.00
Catalog Count	6
Total Amount Paid	\$2,365.00
Total Amount ePerformance Levy	\$0.00
Total Amount Paypal	\$171.00
Total Amount Cheques	\$2,194.00
Total Amount Dogs NSW Levy	\$241.50

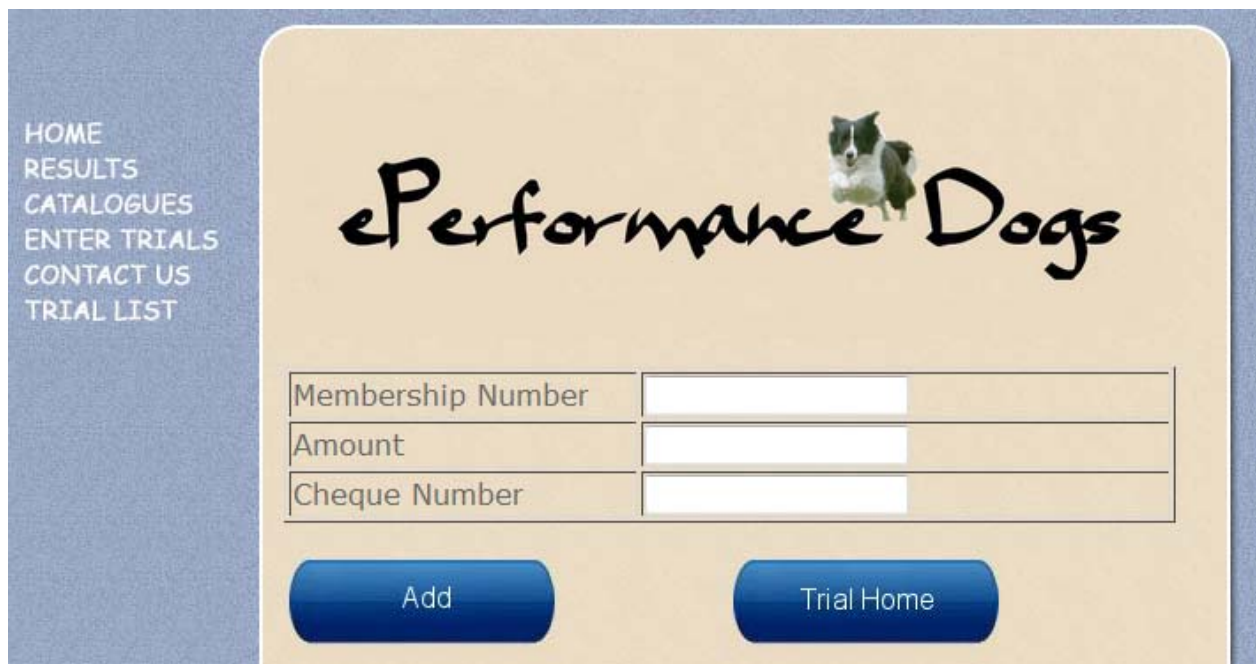
|



## Record Cheques

This function is used to record the cheque details when they are received by the trial secretaries so that the information recorded in the financial report also includes cheque information. If the cheques are not recorded through the web site then there is no way to identify those competitors who have not paid for their entries.

To execute this function click on the “Cheques” button

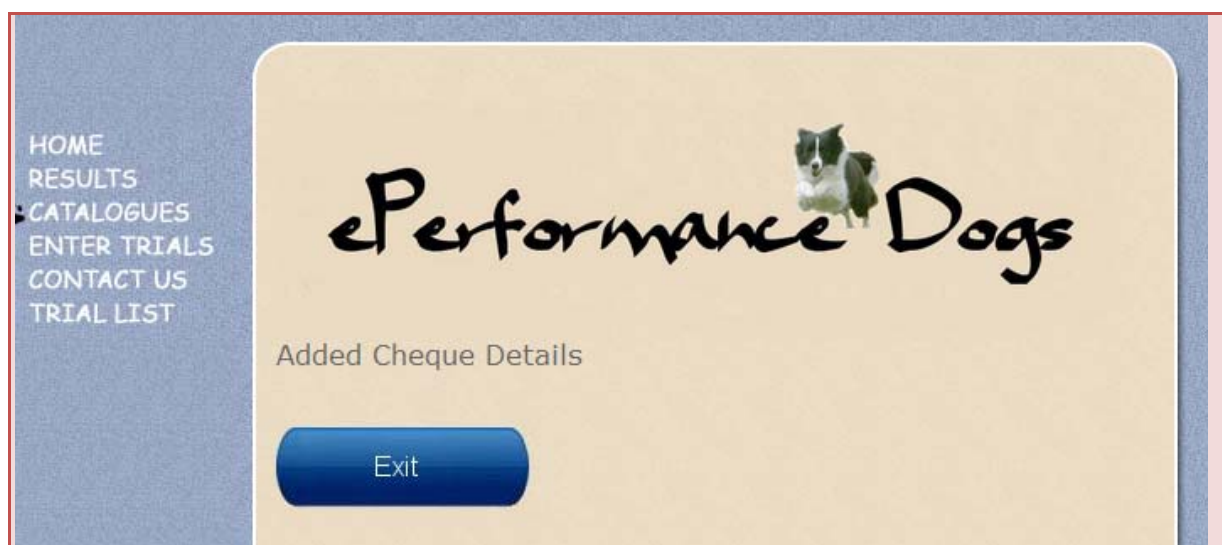


The screenshot shows the 'Record Cheques' form on the Performance Dogs website. The page has a blue sidebar with navigation links: HOME, RESULTS, CATALOGUES, ENTER TRIALS, CONTACT US, and TRIAL LIST. The main content area is light beige and features the 'Performance Dogs' logo with a dog illustration. Below the logo is a form with three input fields: 'Membership Number', 'Amount', and 'Cheque Number'. At the bottom of the form are two blue buttons: 'Add' and 'Trial Home'.

Membership Number	<input type="text"/>
Amount	<input type="text"/>
Cheque Number	<input type="text"/>

[Add](#) [Trial Home](#)

Fill in the details of the membership number, the amount of the cheque and the cheque number. Once this has been entered click “Add”. If you want to cancel this entry then simply click on “Trial Home”



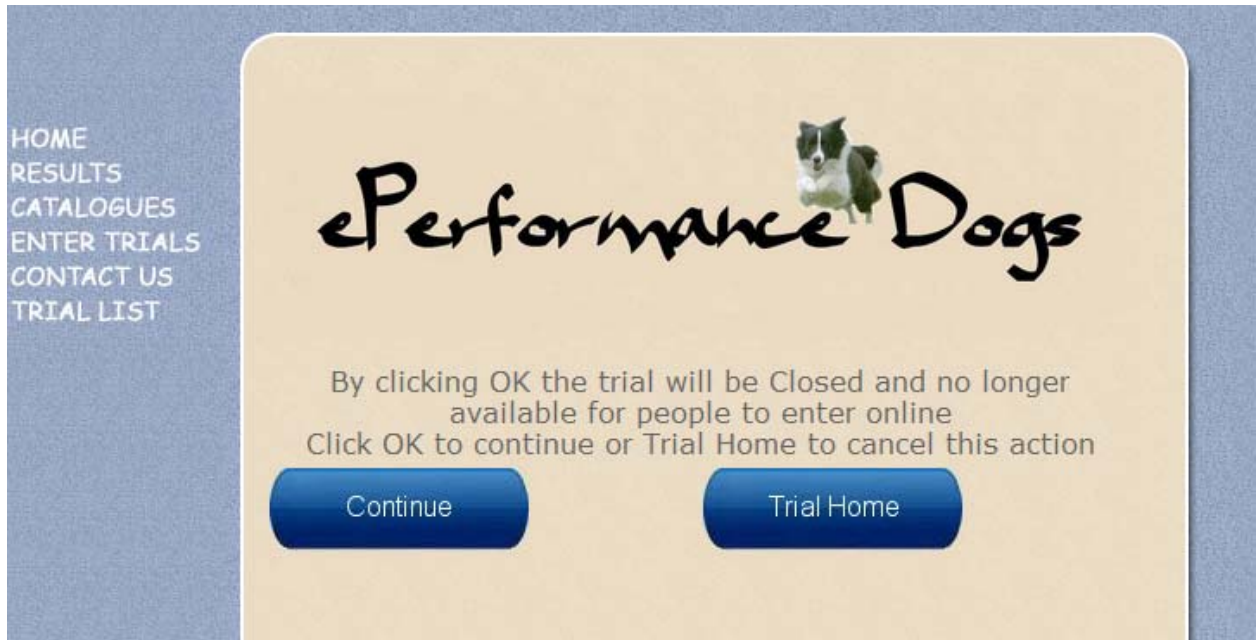
The screenshot shows the 'Record Cheques' form after a cheque has been added. The page layout is the same as the previous screenshot, but the input fields are now empty. Below the 'Performance Dogs' logo, the text 'Added Cheque Details' is displayed. At the bottom of the form is a single blue button labeled 'Exit'.

Added Cheque Details

[Exit](#)

## Close Trial

This is a new function which will allow trial secretaries to close their trial when they are ready to close it. This function simply marks the trial as closed, stops people from entering online anymore and automatically generate a financial report and to email it to the trial secretary.



Click continue to close the trial. NOTE: There is no way to re-open a trial if you make a mistake but you can continue to add competitors to the trial once it has been closed but no one can do it themselves online.

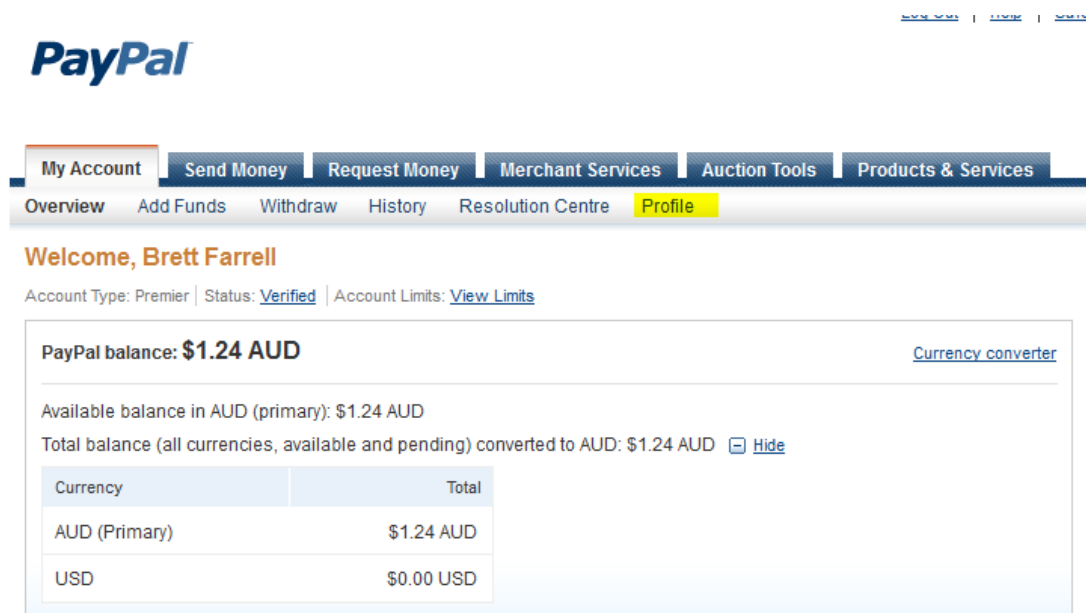
## Setting Up Paypal with Clubs Own Paypal Account

A club may elect to set up their own Paypal account for competitors to pay for their entries. All that is required to facilitate this change is to email the email address for the paypal account to [agility@e-performancedogs.com](mailto:agility@e-performancedogs.com) For no additional charge the ePerformance Dogs Paypal account can be used and settlement of the clubs funds will be done once per month at the end of each month.

Once this has been setup to ensure that receipt information is set up correctly you will have to make the following configuration changes to your paypal account

## Setting Up Paypal

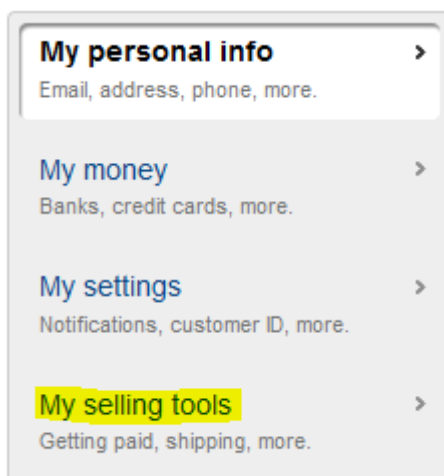
Login to Paypal



The screenshot shows the PayPal account dashboard for Brett Farrell. The account type is Premier, status is Verified, and account limits are visible. The balance is \$1.24 AUD. A table shows the balance breakdown by currency.

Currency	Total
AUD (Primary)	\$1.24 AUD
USD	\$0.00 USD

Click on Profile as shown



The screenshot shows the PayPal profile menu with four options: My personal info, My money, My settings, and My selling tools. The 'My selling tools' option is highlighted in yellow.

## Click on My Selling tools

**My personal info** >  
Email, address, phone, more.

**My money** >  
Banks, credit cards, more.

**My settings** >  
Notifications, customer ID, more.

**My selling tools** >  
Getting paid, shipping, more.

eBay ID	Link my eBay ID to my PayPal account.	<a href="#">Update</a>
<b>Selling online</b>		
PayPal buttons	Manage my payment buttons.	<a href="#">Update</a>
Credit card statement name	My business name on card statements is: AGILITY	<a href="#">Update</a>
GST	Set up GST for multiple regions.	<a href="#">Update</a>
Custom payment pages	Set up PayPal payment pages to look like my website.	<a href="#">Update</a>
Website preferences	Return customers to my website after they pay with PayPal.	<a href="#">Update</a>
API access	Manage API credentials to integrate my PayPal account with my online store or shopping cart.	<a href="#">Update</a>
Invoice templates	Create and manage my invoices.	<a href="#">Update</a>
<b>Getting paid and managing my risk</b>		
My automatic payments	Manage the subscriptions, automatic payments and instalment plans that I offer my customers.	<a href="#">Update</a>
Instant payment notifications	Integrate PayPal payment notifications with my website.	<a href="#">Update</a>
Block payments	Limit payments, add instructions and more.	<a href="#">Update</a>
Customer service message	Create a personalised message for customer disputes.	<a href="#">Update</a>
<b>Shipping my items</b>		
Shipping calculations	Create unique shipping methods for each customer.	<a href="#">Update</a>
<b>More selling tools</b>		
<a href="#">Encrypted payment settings</a>	<a href="#">PayPal button language encoding</a>	<a href="#">Seller reputation number</a>

## Click on Update next to Instant payment notifications

### Instant Payment Notification (IPN)

[Back to My Profile](#)

Instant Payment Notification (IPN) is a PayPal feature that sends payment related messages (and other transactional events) directly from PayPal to your website's back-end systems. You can search and view messages from up to 28 days ago, and also

- Resend messages not received by your website's back-end systems
- Temporarily stop receiving messages (useful when performing maintenance on your back-end systems)

Messages are generated and stored on PayPal until you start receiving them again.

Use the IPN feature in these situations:

- Your service provider, cart provider or website developer has asked you to
- You have back-end systems that require IPN messages to automate business processes, such as creating shipping notifications and inputs to accounting applications.

[Learn more](#) about the Instant Payment Notification feature.

To start or stop receiving IPN messages and to decide where to send them, click the **Choose IPN Settings** button.

[Choose IPN Settings](#)

## Click on Choose IPN Settings

### Edit Instant Payment Notification (IPN) settings

[Back to My Profile](#)

PayPal sends IPN messages to the URL that you specify below.

To start receiving IPN messages, enter the notification URL and select **Receive IPN messages** below. To temporarily stop receiving IPN messages, select **Do not receive IPN messages** below. PayPal continues to generate and store IPN messages until you select **Receive IPN messages** again (or turn off IPN).

Notification URL

IPN messages

Receive IPN messages (Enabled)

Do not receive IPN messages (Disabled)

Select Receive IPN Messages

Enter the URL as shown "http://www.e-performancedogs.com/payments.php"

Click Save

### Instant Payment Notification (IPN)

[Back to My Profile](#)

You have turned on the IPN feature. You can view your IPNs on the [IPN History page](#). If necessary, you can resend IPN messages from that page. For more information on using and troubleshooting this feature, read more about [Instant Payment Notification \(IPN\)](#).

To stop receiving IPNs permanently, click **Turn Off IPN**.

#### Current settings

Notification URL `http://www.e-performancedogs.com/payments.php`

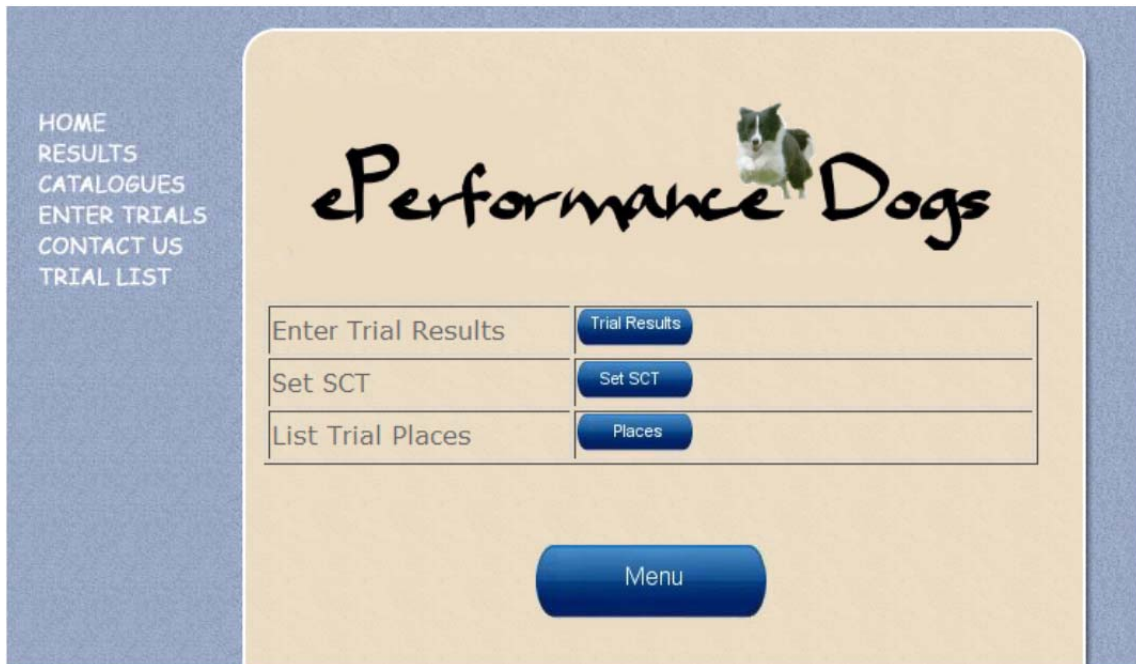
Message delivery `Enabled`

Screen should be saved.

You Can now log out of Paypal.

## Ring Side Menu

This menu will allow the user to perform a number of tasks while the class is running ringside.





## Enter Trial Results

For those trial where the result information is to be entered via the website the screen will look like the following screen :-



The screenshot shows the 'ePerformance Dogs' website interface. On the left, there is a navigation menu with the following links: HOME, RESULTS, CATALOGUES, ENTER TRIALS, CONTACT US, and TRIAL LIST. The main content area features the 'ePerformance Dogs' logo with a small dog icon. Below the logo is a form with the following fields:

Class	JDX ▾
Catalog No	40
Time	42.71
Course Faults	0
Games Points	

At the bottom of the form are two blue buttons: 'Save' and 'Menu'.

It is only necessary to enter those competitors that have scored a successful qualification run or in the case of less than three qualifiers all of those that look like they may be place getters.

## Set SCT (Standard Course Time)

For each class the Standard Course Time must be set once so that qualifiers can be displayed correctly.



The screenshot shows the 'ePerformance Dogs' website interface. On the left, there is a navigation menu with the following links: HOME, RESULTS, CATALOGUES, ENTER TRIALS, CONTACT US, and TRIAL LIST. The main content area features the 'ePerformance Dogs' logo with a small dog icon. Below the logo is a form with the following fields:

Class	JDX ▾
Standard Course Time	42

At the bottom of the form are two blue buttons: 'Save' and 'Menu'.

## List Trial Places

Select the class to display and the place getters will be displayed.

HOME  
RESULTS  
CATALOGUES  
ENTER TRIALS  
CONTACT US  
TRIAL LIST

# ePerformance Dogs

Select Class for Placegetter Information :

Class

List

HOME  
RESULTS  
CATALOGUES  
ENTER TRIALS  
CONTACT US  
TRIAL LIST

# ePerformance Dogs

Results for Class : JDX - SCT is 42

Place	Catalog No	Dog	Name	Time	
1	40	Tussock	Sue Calphy	42.71	NQ
2	24	Lizzie	Adrienne Miles	49.04	NQ
3	67	CH Moonshadow Graecious Winterain	M & E Meany & Robertson	50.39	NQ

Press continue for ring side menu

Continue

## Lookup Owner Information

HOME  
RESULTS  
CATALOGUES  
ENTER TRIALS  
CONTACT US  
TRIAL LIST

# ePerformance Dogs

Membership Number	1234567890
Name	

[Find](#) [Back](#) [Trial Home](#)

Only 1 Match

HOME  
RESULTS  
CATALOGUES  
ENTER TRIALS  
CONTACT US  
TRIAL LIST

# ePerformance Dogs

Membership No	1234567890
Title	
First Name	Fred
Surname	Nirk
Address	12 Smith St
Suburb	Somewhere
State	NSW
Postcode	2100
Phone Number	0409 123 123
Email	fred@nirk.com

[Back](#)

## Multiple Matches

HOME  
RESULTS  
CATALOGUES  
ENTER TRIALS  
CONTACT US  
TRIAL LIST

# ePerformance Dogs

Please select only 1 from the list below : -

Member	First	Surname	
<input type="radio"/>	2000907830	M Brien Parker	Brien Parker
<input type="radio"/>	2100056939	Mark Buchman	Buchman
<input type="radio"/>	2100051544	Joyce Clark	Clark
<input type="radio"/>	9100002122	Sarah Kirkwood	Kirkwood
<input type="radio"/>	2100051979	Mark Lewis	Lewis
<input type="radio"/>	2100053680	Lydia Markham	Markham
<input checked="" type="radio"/>	1234567890	Fred	Nirk
<input type="radio"/>	2100025269	C A Parker	Parker

Select

HOME  
RESULTS  
CATALOGUES  
ENTER TRIALS  
CONTACT US  
TRIAL LIST

# ePerformance Dogs

Membership No	1234567890
Title	
First Name	Fred
Surname	Nirk
Address	12 Smith St
Suburb	Somewhere
State	NSW
Postcode	2100
Phone Number	0409 123 123
Email	fred@nirk.com

Back

## Lookup Dog Information

HOME  
RESULTS  
CATALOGUES  
ENTER TRIALS  
CONTACT US  
TRIAL LIST

# ePerformance Dogs

Dog Registration Number	<input type="text" value="2100012345"/>
Dog Name	<input type="text"/>

[Find](#) [Back](#) [Trial Home](#)

1 Match Only Found

HOME  
RESULTS  
CATALOGUES  
ENTER TRIALS  
CONTACT US  
TRIAL LIST

# ePerformance Dogs

Registered Number	2100012345
Breed	Border Collie
Registered Name	Bigdog Ima Panlicker
Titles	JD SDX SPDM ET
Height	500
Sex	Male
Date Of Birth	25-Dec-2008
Agility Level	Novice
Jumping Level	Excellent
Gamblers Level	No Setting
Pairs Level	Masters
Snooker Level	Masters

[Back](#)

More than one match

HOME  
RESULTS  
CATALOGUES  
ENTER TRIALS  
CONTACT US  
TRIAL LIST

# ePerformance Dogs

Please select only 1 from the list below : -

	Registration No	Name	Breed
<input type="radio"/>	2100095630	Fullofun Andy Pandy JD	Papillon
<input checked="" type="radio"/>	2100012345	Bigdog Ima Panlicker	Border Collie

Select

HOME  
RESULTS  
CATALOGUES  
ENTER TRIALS  
CONTACT US  
TRIAL LIST

# ePerformance Dogs

Registered Number	2100012345
Breed	Border Collie
Registered Name	Bigdog Ima Panlicker
Titles	JD SDX SPDM ET
Height	500
Sex	Male
Date Of Birth	25-Dec-2008
Agility Level	Novice
Jumping Level	Excellent
Gamblers Level	No Setting
Pairs Level	Masters
Snooker Level	Masters

Back

## Contact Us

This page contains information as to how to contact e-Performance Dogs.



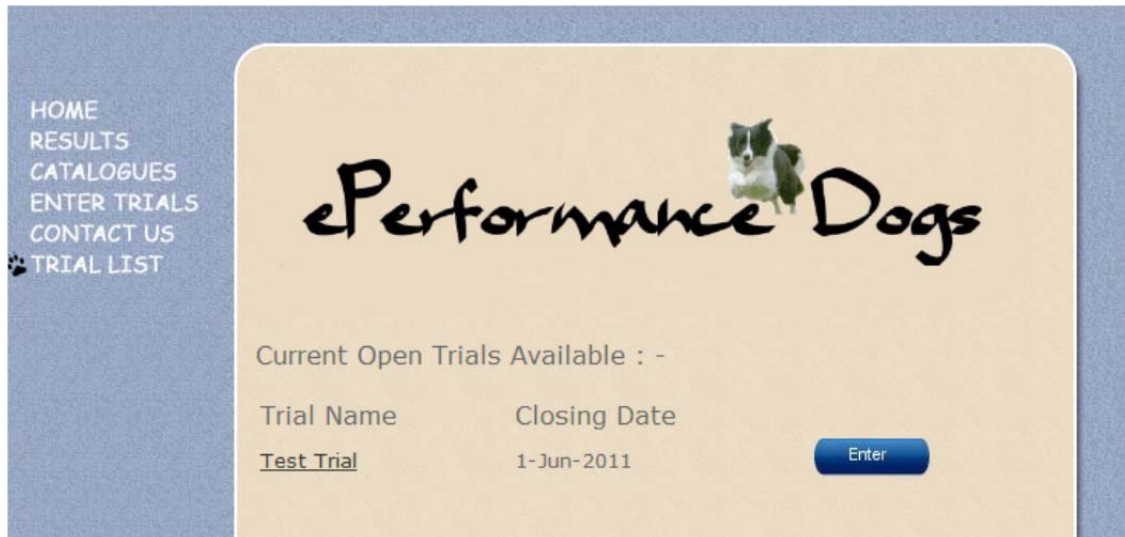
HOME  
RESULTS  
CATALOGUES  
ENTER TRIALS  
CONTACT US  
TRIAL LIST

 ePerformance Dogs

If you have an issue or need some more information then we can be contacted at [agility@e-performancedogs.com](mailto:agility@e-performancedogs.com)

## Trial List

This page contains a list of the current trials that are open for the users to enter and also includes a link to the trial schedule as published in the local canine control journal. If you click enter it will take you to the page to start the entry process regardless of which trial you click the enter button for.



The screenshot shows the 'ePerformance Dogs' website. On the left is a navigation menu with the following items: HOME, RESULTS, CATALOGUES, ENTER TRIALS, CONTACT US, and TRIAL LIST (with a paw print icon). The main content area has a light beige background with the title 'ePerformance Dogs' in a large, black, cursive font, featuring a small image of a dog's head. Below the title, it says 'Current Open Trials Available : -'. There is a table with two columns: 'Trial Name' and 'Closing Date'. The table contains one row with the text 'Test Trial' and '1-Jun-2011'. To the right of the table is a blue button labeled 'Enter'.

Trial Name	Closing Date
<a href="#">Test Trial</a>	1-Jun-2011



## Data Map

