

Oster[®]



MODEL **BVSTDCUS-049**

INSTRUCTION MANUAL
4-CUP COFFEEMAKER

PLEASE READ ALL INSTRUCTIONS BEFORE USING THIS APPLIANCE

IMPORTANT SAFEGUARDS

When using electrical appliances, basic safety precautions should always be followed to reduce the risk of fire, electric shock and/or injury to persons, including the following:

READ ALL INSTRUCTIONS BEFORE USING THE COFFEEMAKER.

1. Check if the voltage indicated on the appliance corresponding to the local mains voltage before you connect the appliance.
2. **DO NOT** touch hot surfaces. Use handles or knobs.
3. To protect against fire or electrical shock, do not put cord, plug or appliance in water or any other liquid.
4. Turn the coffeemaker off and unplug the power cord from the power source when the coffeemaker or clock are not in use and before cleaning. Allow the coffeemaker parts to cool before putting on or taking off parts and before cleaning the appliance.
5. **DO NOT** operate any appliance with a damaged cord or plug or operate it after the appliance malfunctions, or has been damaged in any manner.
6. The use of accessory attachments not recommended or sold by the manufacturer may cause fire, electrical shock or injury.
7. **DO NOT** use outdoors.
8. **DO NOT** let the power cord hang over the edge of a table or counter or allow it to come in contact with hot surfaces.
9. **DO NOT** place this appliance on or near a hot gas or electric burner, or in a heated oven.
10. To disconnect, turn the coffeemaker OFF, then remove the power plug from wall outlet.
11. Place the coffeemaker on a hard, flat level surface to avoid interruption of air flow underneath the appliance.
12. **DO NOT** use appliance for other than intended use.

13. This appliance is not intended for use by persons (including children) with reduced physical, sensory or mental capabilities, or lack of experience and knowledge, unless they have been given supervision or instruction concerning use of the appliance by a person responsible for their safety. Children should be supervised to ensure that they do not play with the appliance.
14. This appliance can be used by children aged from 8 years and above and persons with reduced physical, sensory or mental capabilities or lack of experience and knowledge if they have been given supervision or instruction concerning use of the appliance in a safe way and understand the hazards involved. Children shall not play with the appliance. Cleaning and user maintenance shall not be made by children without supervision.
15. Close supervision is necessary when any appliance is used by or near children, or incapacitated individuals.
16. This appliance is not intended to be operated by means of an external timer or separate remote-control system.
17. This appliance is intended to be used in household and similar applications such as: staff kitchen areas in shops, offices and other working environments farm houses by clients in hotels, motels and other residential type environments bed and breakfast type environments.

THIS UNIT IS FOR HOUSEHOLD USE ONLY.

SAVE THESE INSTRUCTIONS

DECANTER USE AND CARE

Follow the instruction below to reduce or eliminate the chance of breaking the decanter:

- a. This decanter is designed for use with your Oster® coffeemaker and therefore must never be used on a range top or in any oven, **INCLUDING A MICROWAVE OVEN.**
- b. **DO NOT** set a hot decanter on a wet or cold surface.
- c. **DO NOT** use a cracked decanter or a decanter having a loose or weakened handle.
- d. **DO NOT** clean the decanter with abrasive cleansers, steel wool pads or other abrasive materials.
- e. Discard the decanter immediately if it is ever boiled dry.
- f. Protect the decanter from sharp blows, scratches or rough handling.

WARNING:

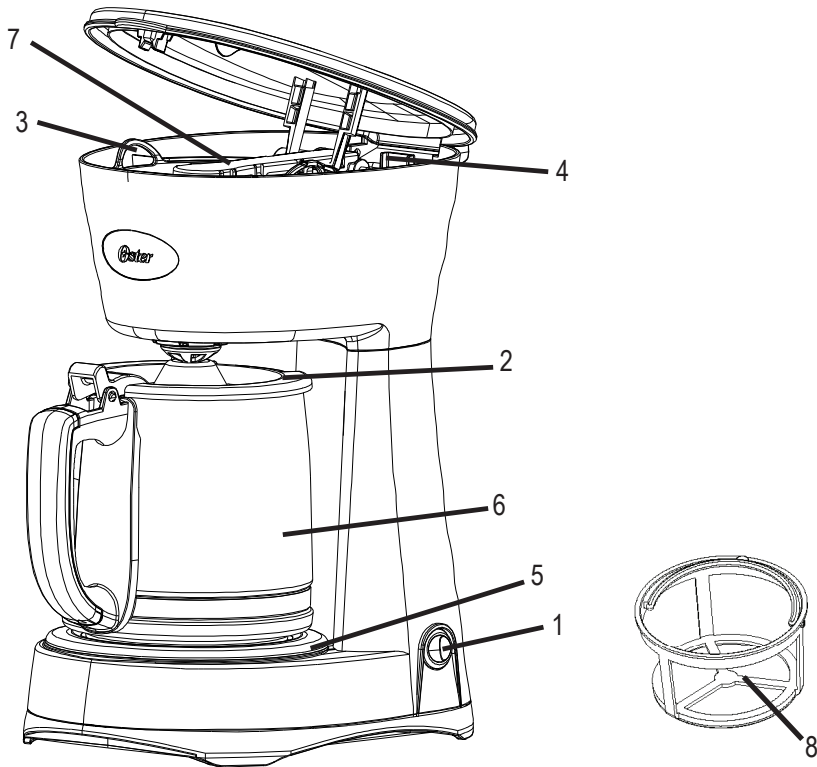
To reduce the risk of fire or electric shock, do not remove any service covers. There are no user serviceable parts inside the coffeemaker. Only authorized personnel should repair the coffeemaker.

COFFEEMAKER FEATURES

Your new Oster® coffeemaker has the following features:

- **4-Cup brewing capacity**
- **Drip free decanter** – Designed to help prevent drips after pouring
- **Ergonomically Designed Handle** – Provides comfort, control and confidence when pouring
- **Removable filter basket** – The filter basket will lift out of socket to allow you to remove a filter and ground coffee before returning back to its socket
- **ON/OFF indicator light** – This safety feature reminds you that your coffeemaker is on
- **Non-stick warming plate** – This feature prevents the decanter from sticking to the surface of the warming plate
- **Pause'n Serve** – Can't wait for the coffee to finish brewing? The Pause'n Serve feature allows you up to 30 seconds to pour a cup of coffee while the coffee is still brewing

PRODUCT STRUCTURE



- | | |
|--|---------------------|
| 1. ON/OFF Switch | 5. Warming Plate |
| 2. Decanter Lid | 6. Decanter |
| 3. Brew Basket / removable filter insert | 7. Showerhead |
| 4. Water Reservoir | 8. Permanent Filter |

OPERATING INSTRUCTIONS

BREWING COFFEE

Cleaning the coffeemaker before first use

Follow the steps below under “Adding Water and Ground Coffee” and “Brewing Coffee Now”, but do not add coffee grounds.

Selecting and Measuring Ground Coffee

For best results, use coffee ground for use with automatic drip coffeemakers. The amounts shown below are suggested amounts.


Number of Cups	Tablespoons
4	3
2	2



One cup = 148ml (5 ounces) of brewed coffee

Adding Water and Ground Coffee

- 1) Open brew basket lid, turn showerhead to the back and lift out the removable filter insert. If using paper filters, it is important that the sides of the filter fit flush against the sides of the filter insert. If filter collapse occurs, for best results, dampen the filter before placing it in the brew basket and adding ground coffee.



- 2) Place the permanent filter or a 4 cup basket-style paper filter.
- 3) Add the desired amount of ground coffee to the filter. Gently shake the filter insert to level the ground coffee.
- 4) Be certain that the filter is centered in the middle of the removable filter basket insert. Close the brew basket.



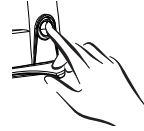
- 5) Fill the water reservoir with the desired amount of tap water.
- 6) Close the brew basket lid.
- 7) Place the decanter on the warming plate.

If the brew basket overflows or fails to empty into the decanter, do not open the brew basket lid. An overflow may cause personal injury or damage to property.

To reduce the risk of damaging the decanter and/or the risk of personal injury, do not add cold water to the decanter if the decanter is already hot. Allow the decanter to cool before using.

Do not brew coffee while the brew basket lid is open.

BREWING COFFEE NOW



Push the switch so the light illuminates.

This light indicates that the coffeemaker is on and the brew cycle will begin. When the coffee stops flowing, the brew cycle is complete.

While the coffee is brewing, the Pause 'n Serve feature allow you to sneak a cup of coffee from the decanter. **REPLACE THE DECANTER ON THE WARMING PLATE WITHIN 30 SECONDS TO PREVENT OVERFLOW AND POSSIBLE INJURY.**

To turn Off the coffeemaker, push the switch so the light is no longer illuminated.

If the brew basket overflows or fails to empty into the decanter, do not open the brew basket. Turn off the coffeemaker. Unplug the coffeemaker and wait for the contents to cool before handling.

CLEANING INSTRUCTIONS

Your Coffeemaker must be cleaned when you begin to notice excessive steaming or the brewing time increases considerably. This condition is caused by a build-up of lime and mineral deposits from your water. If the pumping action stops before all the water has been pumped out of the machine, the appliance requires cleaning.

The frequency of cleaning depends on the hardness of water used. The following table gives a suggested cleaning schedule.

Suggested Cleaning Interval	
Type of Water	Cleaning Frequency
Soft Water	Every 80 Brew Cycles
Hard Water	Every 40 Brew Cycles
Your Coffeemaker may be cleaned using vinegar.	

Cleaning the Decanter

Hard water can leave a whitish stain on the decanter. Coffee may then turn this stain brown.

To remove decanter stains:

- 1) Fill the decanter with a solution of equal parts tap water and vinegar and let the solution stand in the decanter for approximately 20 minutes.



- 2) Discard the solution and wash and rinse the decanter.

Do not use harsh abrasive cleansers that may scratch the decanter; scratches may cause the decanter to break.



TROUBLESHOOTING

Potential Problems	Probable Cause
“On” light does not illuminate	<ul style="list-style-type: none">• Unplugged• Power outage
Coffee is not brewing	<ul style="list-style-type: none">• Unplugged• Power outage• The water reservoir is empty; check water window• The filter basket is not properly inserted• Carafe is not placed all the way on the warming plate
Coffeemaker only brews water	<ul style="list-style-type: none">• No grounds in filter basket
Coffeemaker brews slowly	<ul style="list-style-type: none">• Coffeemaker needs cleaning
Filter basket overflows	<ul style="list-style-type: none">• The filter basket is not properly inserted• Carafe is not placed all the way on the warming plate• Carafe lid not on carafe• Too many grounds placed in filter• Carafe was removed from warming plate for longer than 30 seconds
Burning coffee smell	<ul style="list-style-type: none">• Empty carafe was left on hot warming plate• Coffee was spilled on a warming plate
Coffee is not hot	<ul style="list-style-type: none">• Power outage• The Automatic Shut-Off function has been activated
Coffee tastes bad	<ul style="list-style-type: none">• Coffee ground other than for automatic-drip Coffeemaker was used• Ground coffee-to-water ratio was unbalanced
Grounds are in coffee	<ul style="list-style-type: none">• Paper filter not properly seated in basket• Filter overflowed

WARRANTY

Jarden Consumer Solutions of India Private Limited (hereinafter referred to as "JCS") warrants that, for a period of two (2) years from the date of purchase of this product as evidenced in the cash memo ("Warranty Period"), this product will be free from defects in material and workmanship (the "Warranty"). Please preserve the warranty card and the cash memo of the product duly stamped and signed by the dealer, as this will be required for any claims under this Warranty.

- The rights and benefits under this Warranty are additional to your statutory rights, which are not affected by this Warranty.
- During the Warranty Period, JCS, at its sole choice, will either repair or replace this product or any component of the product found to be defective free of cost through (the dealer from whom the product was purchased or through the service center listed in the card – business people to confirm), provided that:
 - JCS is promptly informed of the defect;
 - The product has not been altered in any way or subjected to misuse or repair by the person other than a person authorized by JCS;
 - This Warranty, duly filled, stamped and signed by the dealer is made available.
- The Warranty provided herein is towards the original purchaser and is not transferrable to any third party.
- Any repaired or replaced product will be warranted on these terms for the remaining portion of the Warranty in the country where the product was purchased.
- Liability for consequential loss or damage is neither accepted nor is it implied.
- This Warranty is in lieu of all others expressed or implied and does not cover the following:
 - a. If product was used in any manner other than the intended use.
 - b. If the product has not been used according to the instruction manual/user's manual, included with the product.
 - c. If the defects are caused by improper use or reckless use.
 - d. If the product was altered or repaired by anyone other than those authorized by JCS.
 - e. If installation of the product is not done as per the printed instructions provided along with the product.
 - f. If the defects are caused by fire, flood, and other act of god.
 - g. If the defects are caused by use of incorrect current or voltage or faulty electric power supply.
 - h. Normal wear and tear of parts and accessories resulting from regular use.
 - i. Damage resulting from transportation, accidents, mishandling or negligence on the part of the consumer.
 - j. The following part/components:
 - Broken glass or ceramic parts
 - Light bulb
 - Accessories
 - k. If the product is put to industrial or commercial use.
 - JCS will not be responsible for any delay in servicing due to non-availability of any components or due to reasons beyond the control of JCS.
 - Any failure of the product to perform any purpose other than the intended purpose shall not be considered as a default under this warranty.
 - In any event, if JCS becomes liable for damages incurred in connection with these presents, then the liability of JCS will be limited to the amount equal to the sale invoice amount paid by you.

Waste electrical products should not be disposed off with household waste. Please recycle where facilities exist.

AUTHORIZED SERVICE CENTERS

Region	State	City	Name	Address	Contact Person	Contact No.
East	West Bengal	Kolkata	Jeeves Consumer Services Pvt Ltd	356, Jodhpur Park, Kolkata - 700068	Someswar Basu	(033) 40012100
	West Bengal	Kolkata	Southern Service	6/19A, Prince Anwarshah Road, Poddar Nagar, Kolkata - 700068	Subrata Manna	(033) 24729651 / 65488822
	West Bengal	Kolkata	Baishanu Service Care	55D, Adaya Nath Saha Road, Lake Town, Near Jaya Cinema, Kolkata - 700048	Piyush Nandan	(033) 40664210
	West Bengal	Howrah	Time n Service	37 & 38, Mohenath Lane, Salkia, Howrah - 711106	Tapas Hazra	(033) 65639720
	West Bengal	Hooghly	DNP Enterprises	52, Sahaganj Main Road, PO. Sahaganj, Near Bandel Station, Hooghly - 712104	Indrajit Bag	(0) 9163668360
	West Bengal	Barrackpore	Balaji Enterprise	4/E/A Barasat Road, Barrackpore, Dist. North 24 Parganas, Near 15 No. Rail Gate, Barrackpore - 700122	Pradip Kr Ghosh	(033) 25451224
	West Bengal	Siliguri	S D Electronics	Deys Lodge, 138/69/57, Nazrul Sarani, Ashrampara, Siliguri - 734001	Arup Dey	(0353) 2526028
	West Bengal	Asanol	Yes Service	Hutton Road, Near Mahal Banquet Marriage Hall, Asansol - 713301	Sarfraz Ahmed	(03228) 2280029
	Assam	Guwahati	Multi Track Services	G S Road, Ground Floor, Bora Service Station, Ulubari, Guwahati - 781007	Kallol Dutta	(0361) 2457296

AUTHORIZED SERVICE CENTERS

North	Delhi	Delhi	Jeeves Consumer Services Pvt Ltd.	# E-10, Arya Samaj Road, School Road, Ullam Nagar, Delhi - 110059	Md Khalid Pervez	(011) 45785915
	Delhi	Delhi	Jeeves Consumer Services Pvt Ltd.	R-32, 2nd Floor, Vikas Marg, Shakarpur, Opp. Heera Sweets, Metro Pillar # 46 , Delhi - 110092	Manjeet Singh	(011) 47754764
	Delhi	Delhi	S T Services	M-131, 1st Floor, Guru Harkrishan Nagar, Paschim Vihar, New Delhi - 110041	Vipin Yadav	(011) 32958438 / 45586987
	Haryana	Gurgaon	Jeeves Consumer Services Pvt Ltd.	4/18 A, 1st Floor, Laxmi Garden, Behind Police Chowki, Khandsa Road, Gurgaon-122001	Karamvir Fogaat	(0124) 4073434
	Haryana	Faridabad	Jeeves Consumer Services Pvt Ltd.	5H-49,1st Floor, NIT Faridabad -121001	Manoj Kumar Panwar	(0129) 4163003
	Uttar Pradesh	Noida	Jeeves Consumer Services Pvt Ltd.	1st Floor, Above Punjab ATM, Sector-22, Chaura More Main Road, Near Oriental Bank of Commerce, Opp.Rajkiya Inter College, Noida, U.P - 201301	Devender Singh	(0120) 4162644
	Uttar Pradesh	Lucknow	Swastik Customer Care	A-1/3, SEC-H Aiganj, Near Kendriya Bhawan, Lucknow - 226020	Uma Shankar Mishra	(0522) 3298003 / 4102581 / 4102582
	Uttar Pradesh	Kanpur	Shubham Electronics	192,Manohar Nagar Barra -3 , Opp Deepshika Guest House, Kanpur - 208027	Suman Gupta	(0512) 2283394 / 2602029
	Uttar Pradesh	Agra	Sai Electronics	25/113, Gandhi Nagar, Agra - 282 003	Ajay Singhal / Sunil	(0562) 3297005
	Haryana	Ambala	Telecare	Old Hospital Road, Bara Thakur Dwara, Opp. Polytechnic, Ambala City - 134003	Devinder Sharma	(0171) 25567369
	Haryana	Sonapat	Saibaba Enterprises	House No. 1510, Sector - 15, Sonipat - 131001	Pramod Sharma	(0130) 6411206
	Haryana	Karnal	Jeeves Consumer Services Pvt Ltd.	Shop # 50, Ground Floor, Mayapuri, Rajiv Gandhi Marg/ Near Raj Palace, Meeraghathi Chowk, Karnal - 132001	Neeraj Sharma	(0184) 4022201
	Punjab	Mohali	Jeeves Consumer Services Pvt Ltd.	# SCF-4, Basement, The High Land Society, NAV, Baltana, Zirakhpur, Mohali-140603	Shiv Dhanda	(0176) 2652574
	Punjab	Ludhiana	Jeeves Consumer Services Pvt Ltd.	Shop # 18B, Dhyam Singh Commercial Complex, Opp. Bus Stand, Ludhiana - 141001	Gurbeer Singh	(0161) 2444002
	Punjab	Jalandhar	Jeeves Consumer Services Pvt Ltd.	EH-31, Laddowali Road, Opposite Gurudwara, Jalandhar - 144001	Ashok Kumar	(0181) 2221707
	Punjab	Amritsar	Keerat Electronics	Naraingarh Bazar, Shaheed Bhagat Singh Road, Chheharta, Amritsar - 143 001	Sukhdeep / Mantreet Singh	(0183) 2450095
	Himachal	Shimla	Suvidha Electronics	Mehta Niwas, Ground Floor, Near Himfead Building, B C S, New Shimla - 171009	Rajesh Kumar	(0) 9816457886
	Himachal	Mandi	Kuldeep Electro Care	Neear FCI Godown, Kehanwal Road, Ram Nagar, Mandi - 175001	Kuldeep Singh	(01905) 222140 / 329574
	Rajasthan	Jaipur	Jeeves Consumer Services Pvt Ltd.	A-79,Subash Nagar Shopping Centre, Jaipur - 302016	Vipendra Singh	(0141) 4035102

AUTHORIZED SERVICE CENTERS

West	Maharashtra	Mumbai	S P Services	Shop No. 10, Abdul Sattar Compound, Fitwala Road, Opp. Satguru Darshan Bldg., Near Railway Station, Elphinston Road (West), Mumbai - 400013	Palsingh Panyari	(022) 24326726 / 24312623
	Maharashtra	Mumbai	Jeeves Consumer Services Pvt Ltd.	Plot No 27/5, Pawani Chowk, Opp Mulund Darshan Building, Mulund Colony, Mulund (W), Mumbai - 400082	Ramesh Yadav	(022) 65288597
	Maharashtra	Mumbai	Jeeves Consumer Services Pvt Ltd.	Shop No.1-1A, Ground floor, Kirti Co-Op Housing Society, Ramachandra Extn Lane, Near Movie Time, Evershine Nagar, Matad(W), Mumbai-400064	Murali Joshi	(022) 65278590
	Maharashtra	Pune	Jeeves Consumer Services Pvt Ltd.	No. 337, Sai Leela, 1st Floor, Datt Wadi, Mhasoba Chowk, Pune - 411030	Saket Dubey	(020) 24321679
	Maharashtra	Nagpur	Technic Services	Khare Building, Hanuman Lane, Sitabuildi, Nagpur - 440 012	Dilip Panda	(0712) 2550076
	Maharashtra	Chandrapur	Suvidha Electronics	No. 1, Devt Appartment, Church Road, Hanuman Nagartukum, Chandrapur - 442401	Subash Deashkar	(07172) 258966 / 256453
	Maharashtra	Kolhapur	Sikir Mobiles	1492 C Ward, Laxmpuri, Opp. TATA Brand Stores, Kolhapur - 416001	Sukir Bakare	(0) 9372555011
	Maharashtra	Aurangabad	Emperor Services	S-5,Manik Arcade Kalda Corner, Opp Chowbey Hospital, Chelna Nagar, Aurangabad -31005	Mr. Willy Bento Colaco	(0240) 2350606
	Maharashtra	Nashik	Harsha Electronics	3, Talak Complex, Rachna Vidyalaya Road, Sharanpur Roda, Nashik - 422002	Pravin Patil	(0) 9422254240
	Goa	Salcete	Jolly Enterprises	Shop # G-2, 78/A Nuvem Enclave, Along NH-17 Highway, Belloy Nuvem, Salcete - 403604	John Gonzanalves	(0832)2791800
	Gujarat	Ahmedabad	Jeeves Consumer Services Pvt Ltd.	No. 37, Om Tower, Near Star Bazar, Jodhpur Cross Road, Satellite, Ahmedabad - 380015	Girish Parmar	(079) 40080485
	Gujarat	Baroda	Uday Refrigeration	G/3 Nandanvan Complex, Atma Jyoti Ashram Road, Behind Citizen Society, Ellora Park, Baroda	Shailesh	(0265) 6590948
	Gujarat	Surat	Sadgurudev	Shop No. L/6, Shankutal Complex, Beside Sangvi Tower, Near Gujarat Gas Circle, Adajan Patia, Surat - 395009	Manoj Rana	(0261) 6540417
	Gujarat	Rajkot	PC Systems	4-Sardar Nagar (West), Tagore Road, Near Astron Circle, Rajkot-360001	Manoj Gohil	(0281) 2480479
	Madhya Pradesh	Indore	Cool Home Refrigeration	LG-70, Trade Centre, 18, South Tukogunj, Indore- 452 001	Husain Anjum	(0731) 4076404
	Madhya Pradesh	Bhopal	Jeeves Consumer Services Pvt Ltd.	Ward no 47, Goyal Vihar, Ground floor, Flat no-G-1, 31-C, Zone-2, MP Nagar, Bhopal	Ram Ashish Prasad	(0755) 4059310

AUTHORIZED SERVICE CENTERS

South	Tamil Nadu	Chennai	Jeeves Consumer Services Pvt Ltd.	New No.3,Old No.1-A, Sripuram,2nd Lane,Royapetah, Chennai-600014	Dinesh Kumar	(044-42632371
	Tamil Nadu	Chennai	G C Services	Old No. 12, New No. 37, 1st Floor, Sattanna Naichen Street, Nehru Timber Market, Choolai, Chennai - 600112	Naval R	(044) 26690084 / 42822868
	Tamil Nadu	Coimbatore	V K Engineering	108-A/92, West Ponnurangam Road, Ground Floor (Near Telephone Exchange), R.S.Puram, Coimbatore - 641002	Selvadurai	(0422) 2541172
	Pondichery	Pondichery	Bestronics	49, Saint Theresa Street, Pondichery - 605001	B Jayashankar	(0) 9443728020
	Andhra Pradesh	Hyderabad	Jeeves Consumer Services Pvt Ltd.	Flat No. 205, Karan Centre, Opp. IBP Petrol Pump and Karan Hotel, Park Lane, S.D.Road, Near Paradise Circle, Secunderabad - 500003	Kumararajan	(040) 64591168
	Andhra Pradesh	Vijaywada	Jeeves Consumer Services Pvt Ltd.	Door No.25-10-10A,G.S.Raju Road,Gandhi Nagar, Near Gymkhana Road, Vijayawada - 520003	Rahamatullah Gouse Khan	(0866) 6591168
	Karnataka	Bangalore	Jeeves Consumer Services Pvt Ltd.	No. 126, 1st Floor, 8th Main J.P.Nagar, 3rd Phase, Bangalore - 560078	Ramesh Kumar	(080) 41209331
	Karnataka	Bangalore	Jeeves Consumer Services Pvt Ltd.	First Floor, Khan Bldg. 7 & 8th Cross, Jakkasandra Extension, Bangalore - 560032	Suruivel	(080) 25520424
	Karnataka	Mangalore	Jeeves Consumer Services Pvt Ltd.	1st Floor, Quadra compound, Bejai,kapikad, Kavoor Road, Mangalore -575004	Divakar Shetty	(0824) 2213699
	Karnataka	Mysore	Jeeves Consumer Services Pvt Ltd.	No.1095, 1st Floor, C&D Block, Lalithadri Road, Kuvenpunganar, Mysore - 570023	Venkatesh.S.Kulkarni	(0821) 4191094



WARRANTY CARD

© 2015 Sunbeam Products, Inc. doing business as Jarden Consumer Solutions. All rights reserved. Distributed by Jarden Consumer Solutions of India Private Limited, Unit B-204, Universal Business Park, Off Saki Vihar Road, Chandivali Farm Road, Andheri (E) Mumbai 400 072, India. 2 Year Limited Warranty - see inside for details. Sunbeam Products, Inc. and Jarden Consumer Solutions of India Private Limited are subsidiaries of Jarden Corporation (NYSE: JAH).
1-800-102-6300

www.oster.in

Model No. : _____

Date of Purchase : _____

Dealer's Stamp : _____