

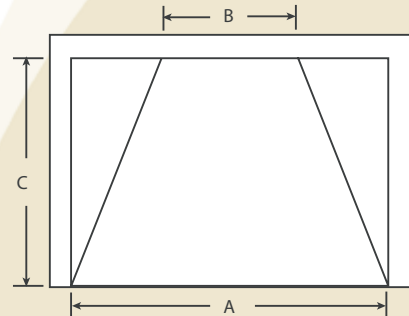
ADI60S

Direct Vent Gas Insert

heatilator[®]
The first name in fireplaces


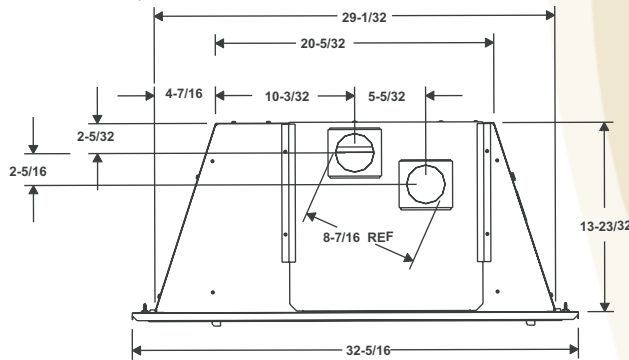
ADI60S Gas Insert, The Ultimate in Convenience!

- The ultimate in convenience and a great way to enhance your fireplace's appearance
- Transforms your woodburning masonry or manufactured firebox into an efficient, direct vent, gas-fueled fireplace
- Elegantly-appointed front, including operable mesh door and child-safety catch, sold separately
- Beautiful fire with random flame and seven detailed, hand-painted logs
- Rose-colored refractory in traditional brick pattern
- Standard 160 CFM automated fan
- Variable flame pattern with 18,000 to 32,000 Btu/hour input
- Safety tested and listed to UL standards
- Limited Lifetime Warranty



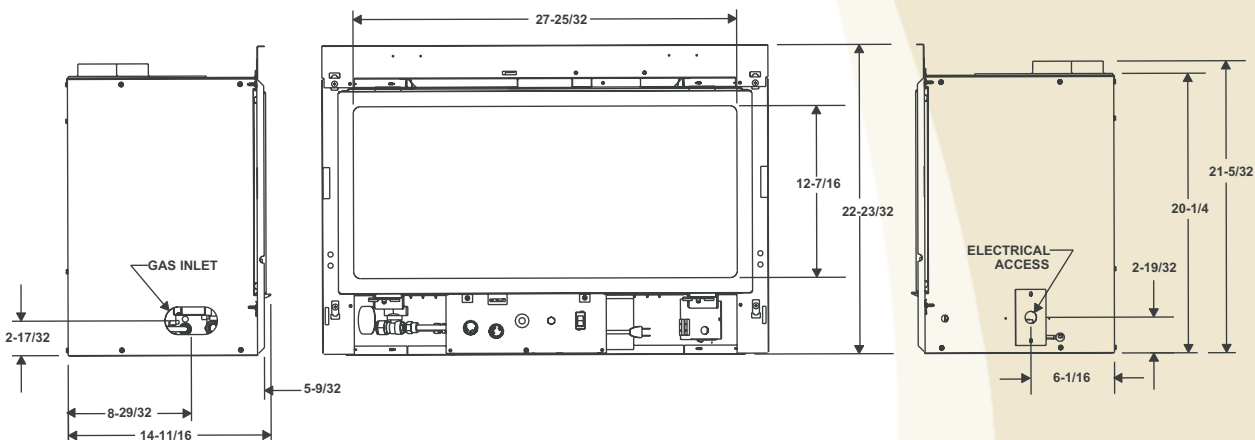
A	Front Width	29-1/4"
B	Rear Width	20-1/4"
C	Depth	13-5/8"
*	Height	20-1/4"

Note: If exhaust collar on insert and fireplace damper do not line up, add 4" to minimum fireplace height for bends in vent pipe.



Efficiencies*			
Model	Thermal	AFUE	Canadian EnerGuide
ADI60S	76%	68%	72%

*Heating capacity may differ due to climate, building construction, location of the unit, and comfort level desired



AVAILABLE FROM

heatilator
The first name in fireplaces

a brand of Hearth & Home Technologies Inc.

1915 West Saunders Street • Mt. Pleasant, Iowa 52641

800-927-6841 • heatilator.com

The information provided in this literature is for planning purposes only and subject to change. Please consult the installation manual for actual installation. Actual product appearance may differ from product images. The flame and ember appearance may vary based on the type of fuel burned and venting configuration used. For full warranty details, go to heatilator.com. Please consult the MSRP book for a complete list of optional accessories.

HTL-1018U-1008