



WIRELESS CHARGING LED LIGHTS

Incorporates the innovative wireless induction charging technology.
Most convenient charging method brings a special taste of lights

FEATURES

- CREE XM-L T6
- 4000mAh 4.2V Li-ion Battery
- Innovative Wireless Charging System
- Fully Charged in 10-14 hours
- Waterproof 2meters(Not for a long time)
- Plastic material Less heat passed
- Aircraft Grade Aluminum Alloy
- Button Switch
- Exceptionally Powerful Beam

DIMENSIONS

Length: 205mm ,Head Diameter:Ø57mm
Body Diameter: Ø33mm
Weight: 350g (Including Battery)

ACCESSORIES

Wireless Charger, 26650 4000MAH/4.2V, Lanyard

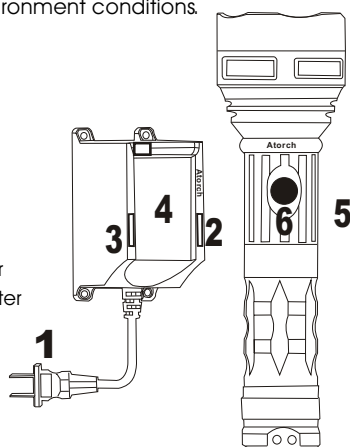
STANDARD	HIGH	MID	LOW	STROBE
	800 LM	180 LM	40 LM	800LM
	2 hrs	12hrs	66hrs	2.5 hrs
	430m (Beam Distance)			
	26800lux (Distance 1 meter)			
	0.5m (Impact Resistant)			
	IPX-8, Underwater			

NOTICE

Stated data has been measured according to the international flashlight testing standards in the laboratory.
The data may vary with environment conditions.

STRUCTURE

- 1.Power Plug
- 2.Power Light (red)
- 3.charger Light(green)
- 4.wireless Charging Receiver
- 5.wireless Charging Transmitter
- 6.Button Switch



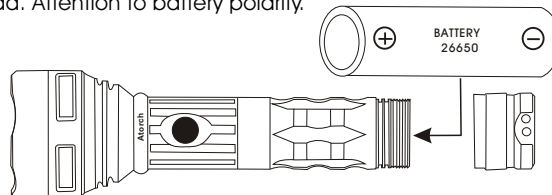
WARNING

1. Battery must be inserted with the positive (+) end toward the torch head.
2. Do not use an alternative battery (without a protected circuit).
3. Avoid any impact with the receiver and glass lens.
4. Do not shine the light directly into eyes.
5. Remove from charging base when fully charged
6. No using when charging. And take down the flashlight exceed 14 hours if the Charger light still flashes, then feedback to us or local distributor.

LUX02 User Manual

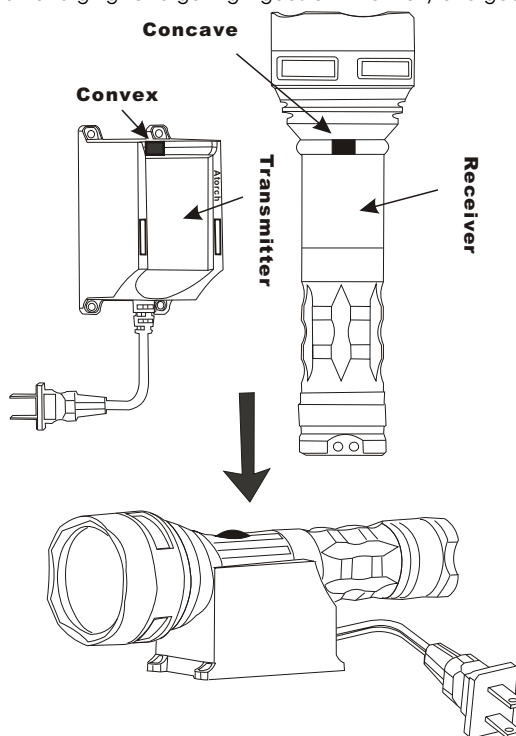
BATTERY INSTALLATION

Insert 1 × 26650 Li-ion with the positive (+) end pointing toward the flashlight head. Attention to battery polarity.



CHARGING

Completely match the "concave" on the torch with "Convex" in the charger. Power light turns Red and Charger Light flashes Green when charging. Charger Light goes off when fully charged.



Note:

1. It is normal for the receiver, charging base or battery to become warm Whilst charging.
2. Take care when replacing the receiver cover, to protect the O-rings.

WARRANTY

1. Your ATORCH. is covered by a full 12 months warranty.
2. Within 14 days of purchase, if a fault occurs due to a manufacturing defect your ATORCH. will be replaced (proof of purchase required).
3. After 14 days and within 12 months of purchase your ATORCH. will be repaired or replaced (excludes accidental damage or damage caused by misuse).
4. Outside the 12 months warranty period, your ATORCH. will be repaired at cost (if repairable). In all cases, the cost of any inward and outward shipping will be the customer's responsibility.

Please Note The warranty does NOT cover the following:

1. Damage caused by disassembly or modification.
2. External cosmetic damage, caused by normal use or misuse.
3. Damage caused by incorrect battery insertion (reversed polarity) or battery leakage.

Details of warranty service, please contact with your regional Distributor/dealer or send an email to info@atorch.net directly.

Web site: www.atorch.net
TEL: 086-0769-87181428
ATORCH LIGHTING