

VARI*LITE TECHNICAL BULLETIN

SUBJECT: VL3000 Luminaire Software Update	SERIES: 3000
DISTRIBUTION: Service Centers, End Users	STATUS: Routine


Introduction




Note: This bulletin is revised to include some additional information (as outlined in “[Additional Information \(for LSW-046A\)](#)” on page 2 of this bulletin) regarding the use of this software. The software itself nor the features described in the original release of this bulletin has changed. Also, the instructions on downloading and using the USB Luminaire Programming Kit has been added to this document.

Embedded Software Update

Software update **10/09/08** for **VL3000 Luminaires** is now available. This technical bulletin covers all changes in this new version.

For instructions on downloading and installing VARI*LITE luminaire software, refer to luminaire’s user manual.

For more information on the USB Luminaire Programming Kit (Vari-Lite part number 28.8500.0054), please contact your Authorized VARI*LITE Dealer or Vari-Lite customer service.

If you have any questions regarding this release or your VARI*LITE product, please contact Vari-Lite Customer Service at 1-877-VARILITE (or +1-214-647-7880) or via e-mail at entertainment.service@philips.com.

Release Notes

Improvements in New Version

VL3000 Spot and VL3000 Wash Luminaires:

- Improved cross-loading (software) capability.
- This version allows luminaire-to-luminaire cross-loading of software from newer luminaire Main Control Boards (MCBs) to older MCBs.

Additional Information (for LSW-046A)

This version of software changes the storage location of certain information on the Main Control Board (MCB). After you install this software version, you will need to check and reset if necessary the following items:

Fixture Power Setting

This power level setting determines the amount of current available to the pan and tilt motors. Fixtures with the original LVS (Marked as either APS or Reign Power) should be operated in Model A, the lower power setting. Luminaires with the current Lambda supply, should operate in Model B (See Technical Bulletin LSW-028 for further details). Installing 10/9/08 will always set to Model A. If you wish to be in Model B:

FIXTURE - > POWER - > MODEL B [Enter]

Lamp Level Command Lock

This feature enables or prevents lamp level changes from the console. This will always change to OFF when you install 10/9/08. If you wish to have Lamp Level Command Lock ON:

CONFIG - > LAMP/CMD -> LOCK/ON [Enter]*

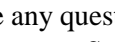
Note: *Refer to Technical Bulletin LSW-042 for information on this feature.

Lamp Level

Lamp Level allows the user to operate the luminaire in FULL or STANDBY Mode (see LSW-042 for information on this feature). If the fixture power was set to Model A in the previous version, the lamp level will always change to STANDBY when 10/9/08 is installed. To change Lamp Level settings:

CONFIG - > LAMP/LAMP - > LEVEL/FULL [Enter]

Note: Any further software updates will retain the settings as they are in 10/9/08. However, if you revert to a previous version, this setting will change and need to be reset.

If you have any questions regarding this release or your VARI*LITE product, please contact Vari-Lite Customer Service at 1-877-VARILITE (or +1-214-647-7880) or via e-mail at entertainment.service@philips.com.