

TECHNIKA

COOKING WITH PASSION

2015
COLLECTION

Australian Owned. European Designed

Technika is a privately owned Australian company that has been importing Italian Made and European Designed cooking appliances and whitegoods since 1998. During this time we have built strong relationships with some of Australia's largest and most respected retailers and building companies.

Technika appliances are a fusion of cutting edge technology, and contemporary design, providing a high level of style and sophistication to any kitchen. This is why so many leading architects, developers, interior designers, and builders use Technika Appliances, because like our customers, they want the very latest in innovation and quality.

Why Technika?



AUSTRALIAN OWNED

Technika is Australian owned, we make decisions and design product for the Australian market. Australian owned means we reinvest in Australia.



RELATIONSHIPS WITH AUSTRALIA'S LARGEST BUILDERS

Technika has strong relationships with many of Australia's top residential builders who specify and use Technika products.




INNOVATION

We are constantly seeking innovative ways to ensure that our products meet the ever changing needs of our customers. Every Technika product is a fusion of state of the art function, quality and contemporary design.



OUR OWN SERVICE TECHNICIANS

Superior after sales service levels are achieved by having a National After Sales Network, Servicing all Metropolitan and regional areas Australia wide. Many of our After Sales Service Technicians are Technika employees, ensuring that should you require after sales customer care your concern will be met in a timely, efficient and professional manner.



OUR NATIONAL CUSTOMER CARE

Our National Customer Care Centre based in Australia ensures all after sales customer queries needs are met to the highest standards and can be contacted toll free on 1800 333 244, by fax (03) 9948 4546 or email service@technika.com.au



COMMERCIAL ACTIVITIES

In December 1999 we expanded our commercial division, concentrating on domestic housing and medium density projects on a national basis. Our growth in this sector now sees us as an industry leader with some of the most recognised building entities in Australia.












DISCLAIMER















Technika's policy is one of continuous improvement and we reserve the right to change specifications without prior notice. Illustrations are for guidance purposes only.

Please contact us directly if precise measurements/details are required.

Index


	ovens 6 - 10
	upright cookers 11 - 14
	cooktops 15 - 22
	compact range 23 - 24
	rangehoods 25 - 34
	microwaves & accessories 35 - 36
	dishwashers 37 - 40
	laundry 41 - 42
	Installation drawings 43 - 61
	warranty 61

Technika types of cooking modes

	CONVECTION OVEN AND FAN ASSIST This method of cooking provides heat from the outer top and the lower elements, plus the use of the fan to circulate the heat and ensure a fast and even distribution. Suitable for baking pastries and biscuits on multiple levels when browning is required.		FULL GRILL This cooking method is normal static grilling, utilising the full top elements which directs heat downwards onto the food. Suitable for grilling medium to large portions of sausages, bacon, steaks and fish.
	CONVECTION TOP AND LOWER ELEMENT This method of cooking provides traditional cooking with heat from the top and lower elements. Particularly suitable for slow cooking and cake baking on one shelf only.		FULL GRILL AND FAN This method of grilling uses the full top element in conjunction with the fan, to grill meat without the need to turn. Suitable for steaks such as hamburgers and large fillets.
	DEFROST The fan runs without heat to reduce the defrosting time of frozen foods. The time required to defrost the food will depend on the room temperature, the quantity and type of food. Remove frozen portions of meat completely from packaging and place over the grill rack to allow proper circulation.		FULL GRILL FAN FORCED LOWER ELEMENT This function is used for intense heat which allows for faster cooking.
	FAN ASSIST The fan circulates heat to ensure a fast and even distribution perfect for baking.		LIGHT The separate light function will illuminate the oven cavity. This function is also useful when cleaning the oven interior and will give a low heat suitable for proving dough.
	FAN FORCED This method of cooking uses the circular element located around the fan to distribute heat evenly, resulting in a faster, more efficient operation. Cooking with the fan on allows different kinds of food to be cooked simultaneously on different shelves, preventing the transmission of smells and flavours from one dish to another.		LOWER ELEMENT FAN ASSIST Ideal for slow gentle cooking such as quiches and pastries.
	PYROLYTIC TECHNOLOGY Oven cleans itself allowing for a thorough cleaning of even the most inaccessible areas at extremely high temperatures.		LOWER ELEMENT FAN FORCED The air is heated by the bottom element and rear element, then circulated by the rear fan to distribute heat evenly. Ideal for cooking pizzas
			LOWER ELEMENT ONLY This method of cooking uses the lower element to direct heat upward to the food. For Slow cooking recipes or for warming up meals.
			TOP ELEMENT ONLY This method of cooking uses the outer part of the top element to direct heat downwards onto the food. For gentle cooking, browning or keeping cooked dishes warm.




Oven features and benefits




Telescopic shelves
Strong enough to hold even the heaviest cookware, our telescopic shelves effortlessly glide in and out for easy loading and checking of your meal's progress.



Large cooking capacity
Our large capacity ovens allow you to cater for even the biggest of dinner parties. Completely adjustable shelving gives you the flexibility to accommodate all types of cookware with ease.



Triple glazed door
Three layers of glass keeps heat in so your food cooks quickly and efficiently. Triple glazing also limits the amount of heat that can escape, so the door remains cool to touch.




Easy to clean
Removable doors, side racks, and easy clean interiors allow food particles to be easily wiped away, whilst sensor touch controls allow the exterior to be wiped clean. Our pyrolytic ovens heat to high temperatures turning food residue into ash, which can then be wiped clean with a damp cloth once the oven has cooled.

600mm stainless steel built in oven

Model number TO66PSS-5


- 62 Litre oven capacity
- 6 functions
- Manual control knobs
- "A class energy rating" (European standards)
- LCD display / clock / timer
- Closed door grilling
- Single oven light
- Easy clean interior
- Removable triple glazed cool touch door
- 2X telescopic rails
- Removable side racks
- Large viewing window
- Automatic safety cut off
- Cavity cooling system
- Connection: 15amp



600mm stainless steel built in oven

Model number TO86MSS-5


- 62 Litre oven capacity
- 8 functions
- Manual control knobs
- "A class energy rating" (European standards)
- LCD display / clock / timer
- Closed door grilling
- Single oven light
- Easy clean interior
- Removable triple glazed cool touch door
- 2X telescopic rails
- Removable side racks
- Large viewing window
- Automatic safety cut off
- Cavity cooling system
- Connection: 15amp



600mm stainless steel built in oven

Model number TO107SS-3

- 62 Litre oven capacity
- 10 functions
- Manual control knobs
- "A class energy rating" (European standards)
- 120 Minute auto stop timer
- Closed door grilling
- Single oven light
- Easy clean interior
- Removable triple glazed cool touch door
- 2X telescopic rails
- Removable side racks
- Large viewing window
- Automatic safety cut off
- Cavity cooling system
- Connection: 15amp

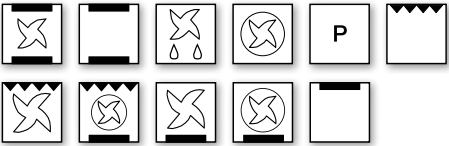


* NB - Not all features on this page are on all models. Please refer to the product user manual for the features that apply to your model.

600mm stainless steel
pyrolytic built in oven

Model number TO105PSS-3


- 62 Litre oven capacity
- 11 functions
- Pyrolytic cleaning at 485°
- Sensor touch control
- "A class energy rating" (European standards)
- LCD display / clock / timer
- Closed door grilling
- Single oven light
- Easy clean interior
- Removable triple glazed cool touch door
- Large viewing window
- Automatic safety cut off
- Cavity cooling system
- Child lock
- Connection: 15amp



600mm stainless steel
built in oven

Model number TO106MDSTR-5


- 62 Litre oven capacity
- 10 functions
- Sensor touch control
- "A class energy rating" (European standards)
- LCD display / clock / timer
- Closed door grilling
- Single oven light
- Easy clean interior
- Right hand side opening door
- Removable triple glazed cool touch door
- 2X telescopic rails
- Removable side racks
- Large viewing window
- Automatic safety cut off
- Cavity cooling system
- Connection: 15amp



600mm stainless steel
built in oven

Model number HE65FRSS-3


- 62 Litre oven capacity
- 5 functions
- Manual control knobs
- "A class energy rating" (European standards)
- 120 Minute auto stop timer
- Closed door grilling
- Single oven light
- Easy clean interior
- Right hand side opening door
- Removable triple glazed cool touch door
- 2X telescopic rails
- Removable side racks
- Large viewing window
- Automatic safety cut off
- Cavity cooling system
- Connection: 15amp



600mm stainless steel
built in oven

Model number TO106MDSTL-5



- 62 Litre oven capacity
- 10 functions
- Sensor touch control
- "A class energy rating" (European standards)
- LCD display / clock / timer
- Closed door grilling
- Single oven light
- Easy clean interior
- Left hand side opening door
- Removable triple glazed cool touch door
- 2X telescopic rails
- Removable side racks
- Large viewing window
- Automatic safety cut off
- Cavity cooling system
- Connection: 15amp



600mm stainless steel
built in oven

Model number HE65FLSS-3


- 62 Litre oven capacity
- 5 functions
- Manual control knobs
- "A class energy rating" (European standards)
- 120 Minute auto stop timer
- Closed door grilling
- Single oven light
- Easy clean interior
- Left hand side opening door
- Removable triple glazed cool touch door
- 2X telescopic rails
- Removable side racks
- Large viewing window
- Automatic safety cut off
- Cavity cooling system
- Connection: 15amp



750mm stainless steel
built in oven

Model number B70MTISS-2


- 80 Litre oven capacity
- 9 functions
- Manual control knobs
- "A class energy rating" (European standards)
- 6 Button programmable digital clock
- Closed door grilling
- Single oven light
- Easy clean interior
- Removable triple glazed cool touch door
- Removable side racks
- Large viewing window
- Automatic safety cut off
- Cavity cooling system
- Connection: 15amp



900mm black glass built in oven

Model number TTDT910


- 100 Litre oven capacity
- 10 functions
- Sensor touch control
- "A class energy rating" (European standards)
- LCD display / clock / timer
- Closed door grilling
- Twin oven light
- Easy clean interior
- Removable triple glazed cool touch door
- Removable side racks
- Large viewing window
- Automatic safety cut off
- Cavity cooling system
- Connection: 15amp



900mm stainless steel built in oven

Model number T948SS-5

- 100 Litre oven capacity
- 10 functions
- Sensor touch control
- "A class energy rating" (European standards)
- LCD display / clock / timer
- Closed door grilling
- Twin oven light
- Easy clean interior
- Removable triple glazed cool touch door
- Large viewing window
- Automatic safety cut off
- Cavity cooling system
- Connection: 15amp



Upright cooker features and benefits




Twin circulating fans

This feature allows a greater volume of air to be distributed around the oven, putting more moisture in your food and providing balanced heat distribution. This ultimately means better cooking results - especially when baking.



Large viewing window

Easily check the progress of your meal without having to open the door and let hot air escape.



Storage compartment

Store extra cookware in the storage compartment to free up space in other areas of your kitchen.



Easy to clean

Removable doors, side racks, and easy clean interiors allow food particles to be easily wiped away, whilst sensor touch controls allow the exterior to be wiped clean.



Triple glazed door

Three layers of glass keeps heat in so your food cooks quickly and efficiently. Triple glazing also limits the amount of heat that can escape, so the door remains cool to touch. This is a handy safety feature for little fingers.

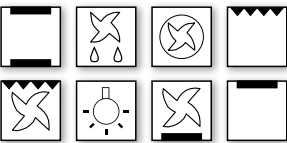


* NB - Not all features on this page are on all models. Please refer to the product user manual for the features that apply to your model.

600mm stainless steel dual fuel upright cooker

Model number T640TE8


- 56 Litre oven capacity
- 8 functions
- 6 Button programmable digital clock
- 4 Gas burners including wok
- Removable cast iron trivets
- Wok adaptor
- Flame failure device
- Splashback
- Single oven fan
- Closed door grilling
- Single oven light
- Easy clean interior
- Removable triple glazed cool touch door
- Removable side racks
- Large viewing window
- Storage compartment
- Automatic safety cut off
- Cavity cooling system
- Available with LPG conversion
- Connection: 15amp



900mm stainless steel dual fuel upright cooker

Model number TU950ME3SFRL


- 105 Litre oven capacity
- 5 functions
- 5 Gas burners
- Centre located wok burner
- Removable light weight enamel trivets
- Wok adaptor
- Splashback
- Single oven fan
- Closed door grilling
- Twin oven light
- Easy clean interior
- Removable triple glazed cool touch door
- Removable side racks
- Large viewing window
- Adjustable oven legs
- Automatic safety cut off
- Cavity cooling system
- Available with LPG conversion
- Connection: 15amp



900mm stainless steel dual fuel upright cooker

Model number GHE09TDSS-4


- 105 Litre oven capacity
- 8 functions
- 6 Button programmable digital clock
- 5 Gas burners
- Centre located wok burner
- Removable cast iron trivets
- Wok adaptor
- Flame failure device
- Splashback
- Twin oven fan
- Closed door grilling
- Twin oven light
- Easy clean interior
- Removable triple glazed cool touch door
- Removable side racks
- Large viewing window
- Adjustable oven legs
- Automatic safety cut off
- Cavity cooling system
- Available with LPG conversion
- Connection: 15amp



900mm stainless steel dual fuel upright cooker

Model number TU950TME8

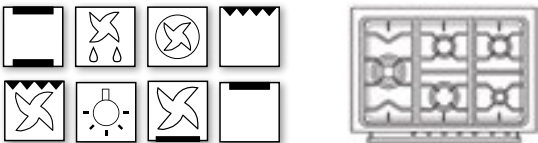
- 105 Litre oven capacity
- 8 functions
- 6 Button programmable digital clock
- 5 Gas burners
- Centre located wok burner
- Removable cast iron trivets
- Wok adaptor
- Flame failure device
- Splashback
- Twin oven fan
- Closed door grilling
- Twin oven light
- Easy clean interior
- Removable triple glazed cool touch door
- Removable side racks
- Large viewing window
- Storage compartment
- Automatic safety cut off
- Cavity cooling system
- Available with LPG conversion
- Connection: 15amp



900mm stainless steel dual fuel upright cooker

Model number TU950TLE8


- 105 Litre oven capacity
- 8 functions
- 6 Button programmable digital clock
- 5 Gas burners
- Left hand side located wok burner
- Removable cast iron trivets
- Wok adaptor
- Flame failure device
- Splashback
- Twin oven fan
- Closed door grilling
- Twin oven light
- Easy clean interior
- Removable triple glazed cool touch door
- Removable side racks
- Large viewing window
- Storage compartment
- Automatic safety cut off
- Cavity cooling system
- Available with LPG conversion
- Connection: 15amp



900mm stainless steel / black glass upright cooker

Model number TU950TME8BG

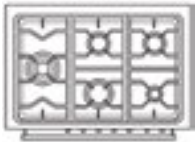

- 105 Litre oven capacity
- 8 functions
- 6 Button programmable digital clock
- 5 Gas burners
- Centre located wok burner
- Removable cast iron trivets
- Wok adaptor
- Flame failure device
- Splashback
- Twin oven fan
- Closed door grilling
- Twin oven light
- Easy clean interior
- Removable triple glazed cool touch door
- Removable side racks
- Large viewing window
- Storage compartment
- Automatic safety cut off
- Cavity cooling system
- Available with LPG conversion
- Connection: 15amp



900mm Stainless Steel / black glass upright cooker

Model number TU950TLE8G

- 105 Litre oven capacity
- 8 functions
- 6 Button programmable digital clock
- 5 Gas burners
- Left hand side located wok burner
- Removable cast iron trivets
- Wok adaptor
- Flame failure device
- Splashback
- Twin oven fan
- Closed door grilling
- Twin oven light
- Easy clean interior
- Removable triple glazed cool touch door
- Removable side racks
- Large viewing window
- Storage compartment
- Automatic safety cut off
- Cavity cooling system
- Available with LPG conversion
- Connection: 15amp



900mm stainless steel upright cooker

Model number CERHE09PSS-2

- 105 Litre oven capacity
- 8 functions
- 6 Button programmable digital clock
- 5 Zone ceramic cooktop
- 2 Extendable cooking zones
- Splashback
- Twin oven fan
- Closed door grilling
- Twin oven light
- Easy clean interior
- Removable triple glazed cool touch door
- Removable side racks
- Large viewing window
- Storage compartment
- Automatic safety cut off
- Cavity cooling system
- Connection: 52amp




Image representation only.
Products may differ from image shown.



Cooktop features and benefits



Efficiency and speed

Our Induction cooktops transfer heat directly to cookware using state of the art technology. This means that heat is instant, precise, and only heats your cookware - not surrounding areas, making it extremely energy efficient and safe.



Sensor touch controls

Simply press the sensor touch control until the desired heat level is achieved. From a low simmer to a high boiling point, any level of heat is easily obtained.




Extendable zones

Extendable zones on selected ceramic cooktops join together to become one large zone, making them perfect for large pans. When joined together the individual zones maintain the same temperature so the same level of heat is obtained across the larger zone.



Safety

Where available our child lock allows the control panel to be locked so programs can't be altered. On selected gas cooktops the flame failure device shuts off the gas supply should the flame be extinguished for any reason.



Easy to clean

A smooth finish, removable manual control knobs, and trivets allow for easy cleaning. For best results wipe away any spills with a damp cloth from the surface once the cooktop has cooled down.

* NB - Not all features on this page are on all models. Please refer to the product user manual for the features that apply to your model.

300mm stainless steel
gas cooktop

Model number H320SXFFPRO-2

- 2 Gas burners
- Removable cast iron trivets
- Electronic ignition
- Front control knobs
- Available with flame failure
- Available with LPG conversion
- Connection: 10amp



700mm stainless steel
gas cooktop

Model number H750STXPRO

- 5 Gas burners
- Centre located wok burner
- Removable cast iron trivets
- Electronic ignition
- Front control knobs
- Wok adaptor
- Available with LPG conversion
- Connection: 10amp



600mm stainless steel
gas cooktop

Model number H640SXPRO

- 4 Gas burners
- Removable cast iron trivets
- Electronic ignition
- Front control knobs
- Available with LPG conversion
- Connection: 10amp



900mm stainless steel
gas cooktop

Model number H950STXPRO

- 5 Gas burners
- Centre located wok burner
- Removable cast iron trivets
- Electronic ignition
- Front control knobs
- Wok adaptor
- Available with LPG conversion
- Connection: 10amp



600mm stainless steel
gas cooktop

Model number H640STXPRO-3

- 4 Gas burners
- Front left hand side wok burner
- Removable cast iron trivets
- Electronic ignition
- Front control knobs
- Wok adaptor
- Available with flame failure
- Available with LPG conversion
- Connection: 10amp



900mm stainless steel
gas cooktop

Model number H950SLTXPRO


- 5 Gas burners
- Left hand side located wok burner
- Removable cast iron trivets
- Electronic ignition
- Front control knobs
- Wok adaptor
- Available with LPG conversion
- Connection: 10amp



900mm black glass
gas cooktop

Model number H950STBGPRO

- 5 Gas burners
- Centre located wok burner
- Removable cast iron trivets
- Electronic ignition
- Front control knobs
- Wok adaptor
- Available with LPG conversion
- Connection: 10amp



300mm ceramic
cooktop

Model number CFM31

- 1 Cooking zone
- 1 Extendable zone
- Front control knobs
- Neon indicators
- Automatic safety cut off
- Connection: 15amp



Image representation only.
Products may differ from image shown.
Image courtesy of Metricon Homes.

300mm ceramic
cooktop

Model number 2RSS-2

- 2 Cooking zones
- 1 Extendable zone
- Front control knobs
- Neon indicators
- Automatic safety cut off
- Connection: 15amp



600mm induction cooktop

Model number CFEIND641


- 4 Cooking zones
- 9 Power settings
- Sensor touch control
- Neon indicators
- Timer
- Pan sensor
- Child lock
- Automatic safety cut off
- Connection: 30amp



600mm ceramic
cooktop

Model number CFM641-2

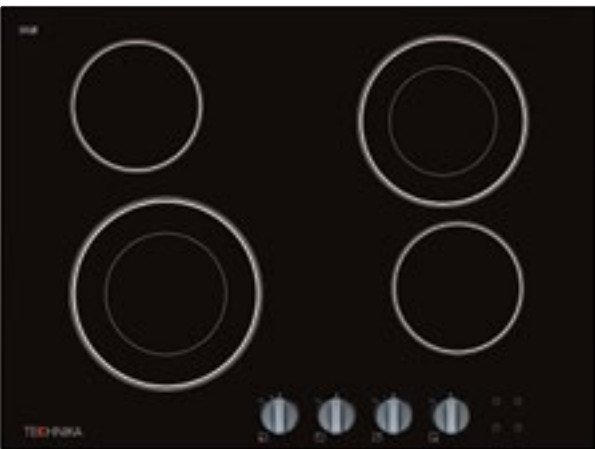
- 4 Cooking zones
- Side control knobs
- Neon indicators
- Automatic safety cut off
- Connection: 30amp



700mm ceramic cooktop

Model number CFM742

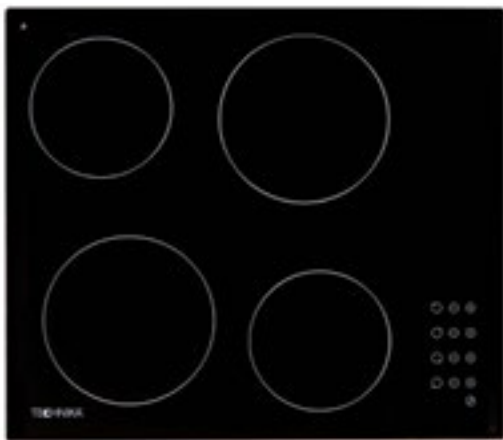
- 4 Cooking zones
- 2 Extendable zones
- Front control knobs
- Neon indicators
- Automatic safety cut off
- Connection: 30amp



600mm ceramic cooktop

Model number CFE641-2


- 4 Cooking zones
- 9 Power settings
- Sensor touch control
- Neon indicators
- Child lock
- Automatic safety cut off
- Connection: 30amp



700mm ceramic cooktop

Model number CFE742


- 4 Cooking zones
- 2 Extendable zones
- 9 Power settings
- Sensor touch control
- Neon indicators
- Child lock
- Automatic safety cut off
- Connection: 30amp



900mm ceramic cooktop

Model number 95HTSS-2

- 4 Cooking zones
- 2 Extendable zones
- 9 Power settings
- Sensor touch control
- Neon indicators
- Timer
- Child lock
- Automatic safety cut off
- Connection: 35amp



900mm ceramic cooktop

Model number CFE942

- 4 Cooking zones
- 2 Extendable zones
- 9 Power settings
- Sensor touch control
- Neon indicators
- Timer
- Child lock
- Automatic safety cut off
- Connection: 30amp



Compact range features and benefits



Compact size
Due to its compact 450mm size our compact range will easily integrate in to your existing kitchen design.



The healthy way to cook
Our T45SOG 450mm steam oven with grill allows you to cook your food using a combination of steam and grill. Cooking with steam is the healthiest way to cook as it preserves the food's vitamins, nutrients, colour, texture, and taste without the need to add oil. Cooking with steam is perfect for fish, rice, vegetables, meat, and even fruit.



Flexibility
Multiple shelf positions in our T45COG 450mm convection oven grill and T45SOG 450mm steam oven with grill allow more food to be cooked at the same time. If you need space for larger cookware remove the shelving you don't need.



Wide range of cooking functions
Our 450mm compact range has a wide variety of cooking functions, from convection, grill, defrost, microwave, and steam providing you with all the cooking functions you need to create any recipe.



Image representation only.
Products may differ from image shown.
Image courtesy of Henley Property Group.

* NB - Not all features on this page are on all models. Please refer to the product user manual for the features that apply to your model.

450mm convection oven grill

Model number T45COG

- 45 Litre capacity
 - 8 Cooking functions
 - Manual control knobs
 - LCD display / clock / timer
 - Single oven light
 - Easy clean stainless steel interior
 - Triple glazed door
 - Large viewing window
 - Automatic safety cut off
 - Cavity cooling system
 - Child lock
 - Connection: 15amp
- OVEN FUNCTIONS**

 - Convection system
 - Centre surface grill
 - Roast setting
 - Hot air baking
 - Hot air grilling
 - Pizza setting
 - Defrost
 - Express cook



450mm microwave with grill

Model number T45MWG

- 45 Litre capacity
 - 6 Cooking functions
 - Manual control knobs
 - LCD display / clock / timer
 - Single oven light
 - Easy clean stainless steel interior
 - Double glazed door
 - Large viewing window
 - Automatic safety cut off
 - Cavity cooling system
 - Child lock
 - Connection: 15amp
- MICROWAVE FUNCTIONS**

 - Microwave
 - Grilling
 - Microwave + grilling
 - Pizza
 - Defrost by weight
 - Defrost by time



450mm steam oven with grill

Model number T45SOG

- 45 Litre capacity
 - 8 Cooking functions
 - Manual control knobs
 - LCD display / clock / timer
 - Single oven light
 - Easy clean stainless steel interior
 - Double glazed door
 - Large viewing window
 - Descale setting
 - Water storage level indicator
 - Automatic safety cut off
 - Cavity cooling system
 - Child lock
 - Connection: 15amp
- STEAM OVEN FUNCTIONS**

 - Steaming
 - Meat steaming
 - Fish cooking
 - Vegetables
 - Reheating and disinfection
 - Grilling
 - Pizza
 - Defrost




Rangehoods features and benefits



LED lamps

LED lamps are known for low energy consumption and long life, making them an efficient source of energy.



Superior air extraction

With up to 850m³/hr air extraction rates and up to 4 speeds you can control the level of air you need to remove different levels of odours.



Easy to clean

Our rangehood finishes and aluminium filters make cleaning a breeze.



Undermount and slideouts

A concealed canopy on our undermount and slideout rangehoods allow them to integrate with other kitchen appliances, creating a modern streamlined look.

* NB - Not all features on this page are on all models. Please refer to the product user manual for the features that apply to your model.

520mm stainless steel
undermount rangehood

Model number CP5

- Slide controls
- Airflow 350m³/hr
- 3 Speed
- Ducted air operation
- 1X aluminium filter
- 2X 40 watt lamps
- Connection: 10amp



705mm stainless steel
undermount rangehood

Model number CP10SS

- Slide controls
- Airflow 370m³/hr
- 3 Speed
- Ducted air operation
- 2X aluminium filters
- 2X 40 watt lamps
- Connection: 10amp



750mm stainless steel
undermount rangehood

Model number CP750SS

- Push button control
- Airflow 760m³/hr
- 3 Speed
- Ducted air operation
- 2X aluminium filters
- 2X LED lamps
- Connection: 10amp



600mm stainless steel
fixed rangehood

Model number PH16600SS-2

- Push button control
- Airflow 300m³/hr
- 3 Speed
- Ducted air operation
- Recirculated air operation
- 2X aluminium filters
- 2X 40 watt lamps
- Connection: 10amp



900mm stainless steel
fixed rangehood

Model number PH16900SS-2

- Push button control
- Airflow 300m³/hr
- 3 Speed
- Ducted air operation
- Recirculated air operation
- 3X aluminium filters
- 2X 40 watt lamps
- Connection: 10amp



600mm stainless steel
slideout rangehood

Model number SL10160ISS-4

- Switch control
- Airflow 250m³/hr
- 2 Speed
- Ducted air operation
- 2X aluminium filters
- 2X 40 watt lamps
- Connection: 10amp



600mm stainless steel
slideout rangehood

Model number SL20260ISS-3

- Switch control
- Airflow 370m³/hr
- 2 Speed
- Ducted air operation
- 2X aluminium filters
- 2X 40 watt lamps
- Connection: 10amp



600mm stainless steel
slideout rangehood

Model number SLH260ISS-2

- Switch control
- Airflow 850m³/hr
- 2 Speed
- Ducted air operation
- 2X aluminium filters
- 2X 40 watt lamps
- Connection: 10amp



900mm stainless steel
slideout rangehood

Model number SL10190ISS-4

- Switch control
- Airflow 250m³/hr
- 2 Speed
- Ducted air operation
- 2X aluminium filters
- 2X 40 watt lamps
- Connection: 10amp



900mm stainless steel
slideout rangehood

Model number SL10290ISS-3

- Switch control
- Airflow 300m³/hr
- 2 Speed
- Ducted air operation
- 2X aluminium filters
- 2X 40 watt lamps
- Connection: 10amp



600mm stainless steel
recirculating slideout
rangehood

Model number SREC0160SS-2

- Switch control
- Airflow 250m³/hr
- 2 Speed
- Recirculated air operation
- 2X aluminium filters
- 2X 40 watt lamps
- Connection: 10amp



900mm stainless steel
recirculating slideout
rangehood

Model number SREC0190SS-2

- Switch control
- Airflow 250m³/hr
- 2 Speed
- Recirculated air operation
- 2X aluminium filters
- 2X 40 watt lamps
- Connection: 10amp



600mm stainless steel
canopy rangehood

Model number CHEM52A6S-2

- Push button control
- Airflow 760m³/hr
- 3 Speed
- Ducted air operation
- 2X aluminium filters
- 2X LED lamps
- Connection: 10amp



600mm stainless steel
canopy rangehood

Model number FHEE22A6S-2

- Sensor touch control
- LCD display
- Timer
- Airflow 760m³/hr
- 4 Speed
- Ducted air operation
- 2X aluminium filters
- 2X LED lamps
- Grease collector
- Connection: 10amp



600mm stainless steel and
glass canopy rangehood

Model number FHEE61B6S

- Electronic control
- LCD display
- Timer
- Airflow 760m³/hr
- 4 Speed
- Ducted air operation
- 2X aluminium filters
- 2X halogen lamps
- Grease collector
- Connection: 10amp



600mm stainless steel
and curved glass canopy
rangehood

Model number FHEE96A6S

- Electronic control
- LCD display
- Timer
- Airflow 760m³/hr
- 4 Speed
- Ducted air operation
- 2X aluminium filters
- 2X halogen lamps
- Grease collector
- Connection: 10amp



900mm stainless steel
canopy rangehood

Model number FHEE22A9S-2

- Sensor touch control
- LCD display
- Timer
- Airflow 760m³/hr
- 4 Speed
- Ducted air operation
- 3X aluminium filters
- 2X LED lamps
- Grease collector
- Connection: 10amp



900mm stainless steel
canopy rangehood

Model number CHEM52C9S-2

- Push button control
- Airflow 760m³/hr
- 3 Speed
- Ducted air operation
- 3X aluminium filters
- 2X LED lamps
- Connection: 10amp



900mm stainless steel
canopy rangehood

Model number FHEE229SC9S-2

- Sensor touch control
- LCD display
- Timer
- Airflow 760m³/hr
- 4 Speed
- Ducted air operation
- 3X aluminium filters
- 2X LED lamps
- Grease collector
- Connection: 10amp



900mm stainless steel
canopy rangehood

Model number D6900SS-2

- Push button control
- Airflow 760m³/hr
- 3 Speed
- Ducted air operation
- 3X aluminium filters
- 2X LED lamps
- Grease collector
- Connection: 10amp



900mm stainless steel and
glass canopy rangehood

Model number FHEE26A9S-2

- Electronic control
- LCD display
- Timer
- Airflow 760m³/hr
- 4 Speed
- Ducted air operation
- 3X aluminium filters
- 2X LED lamps
- Grease collector
- Connection: 10amp



900mm stainless steel and glass rangehood

Model number FHEE33A9S

- Sensor touch control
- LCD display
- Timer
- Airflow 760m³/hr
- 4 Speed
- Ducted air operation
- 3X aluminium filters
- 2X LED lamps
- Grease collector
- Connection: 10amp



900mm stainless steel and glass canopy rangehood

Model number FHEE95C9S-2

- Electronic control
- Timer
- Airflow 760m³/hr
- 4 Speed
- Ducted air operation
- 3X aluminium filters
- 2X LED lamps
- Grease collector
- Connection: 10amp



900mm stainless steel and glass canopy rangehood

Model number FHEE61A9S-2

- Electronic control
- LCD display
- Timer
- Airflow 760m³/hr
- 4 Speed
- Ducted air operation
- 3X aluminium filters
- 2X LED lamps
- Grease collector
- Connection: 10amp



900mm stainless steel and glass canopy rangehood

Model number FHEE97B9S-2

- Push button control
- Timer
- Airflow 760m³/hr
- 3 Speed
- Ducted air operation
- 3X aluminium filters
- 2X LED lamps
- Grease collector
- Connection: 10amp



900mm stainless steel and curved glass canopy rangehood

Model number FHEE91A9S-2

- Electronic control
- LCD display
- Timer
- Airflow 760m³/hr
- 4 Speed
- Ducted air operation
- 3X aluminium filters
- 2X LED lamps
- Grease collector
- Connection: 10amp



900mm stainless steel and glass canopy rangehood

Model number FHEEA98A9S-2

- Electronic control
- LCD display
- Timer
- Airflow 760m³/hr
- 4 Speed
- Ducted air operation
- 3X aluminium filters
- 2X LED lamps
- Grease collector
- Connection: 10amp



900mm stainless steel island
rangehood

Model numer IHEE86A-2

- Electronic control
- LCD display
- Timer
- Airflow 760m³/hr
- 4 Speed
- Ducted air operation
- 2X aluminium filters
- 4X LED lamps
- Grease collector
- Connection: 10amp



Image representation only.
Products may differ from image shown.
Image courtesy of Henley Property Group.



Microwaves features and benefits



Combine microwave and oven cooking

Our TMWC34SS convection microwave with combination grill can be used as a 900W microwave, an oven, or as a combination of both providing the ultimate in convenience.



Combine microwave and grill

Our WD905 + TT905 microwave with grill and trim kit is perfect for times where you need to heat up your food quickly. With 9 automatic cooking menus, and the ability to grill as well as microwave, you can cook any meal with ease.



Trim kit

The TT905 trim kit that comes with our WD905 microwave with grill protects your cabinets from moisture or heat damage.

* NB - Not all features on this page are on all models. Please refer to the product user manual for the features that apply to your model.

Stainless steel
convection microwave
with combination grill

Model number TMWC34SS

- 34 litre capacity
- 900W
- 10 power levels
- Preset function
- 4 combination cooking temperatures
- 10 convection cooking temperatures
- 7 automatic cooking menus
- Defrost
- Child lock
- Connection 10amp



Stainless steel microwave
with grill + trim kit

Model number WD905 + TT905

- 28 litre capacity
- 900W
- Grill power 1100W
- Stainless steel cavity
- 99 minute digital timer
- 9 automatic cooking menus
- Defrost by weight or time
- Connection 10amp



Dishwasher features and benefits



Large capacity

With up to 12 place settings and a height adjustable upper basket, our dishwashers can easily accommodate large plates or tall wine glasses.



Convenience

The LCD display tells you everything you need to know about your cycle so you'll always be fully informed. On certain models you can also delay the cycle for up to 24 hours, this means your dishwasher is ready to unload when you are home.



Wide choice of programs

With up to 8 programs there is a program for every need.



Safety

Our anti flood system cuts off the water supply if an overflow is detected, so you can be assured that your kitchen will remain protected from flood damage.

* NB - Not all features on this page are on all models. Please refer to the product user manual for the features that apply to your model.

550mm stainless steel look
benchtop dishwasher

Model number TEBTDWS

- 2.5 Star wels water rating
- 2 Star energy rating
- 6 Place setting
- 6 Programs
- Water consumption 6.5 Litres per wash
- LED indicator lights
- Push button controls
- Stainless steel interior
- LCD display
- Anti-flood protection
- Delayed start
- Connection: 10amp



600mm stainless steel
freestanding dishwasher

Model number TDX7SS

- 4 Star wels water rating
- 2.5 Star energy rating
- 12 Place setting
- 7 Programs
- Half load wash cycle
- Water consumption 12 litres per wash
- Push button controls
- Stainless steel interior
- LCD display
- Foldable bottom plate racks
- Height adjustable upper basket
- Anti-flood protection
- Delayed start
- Connection: 10amp



450mm stainless steel
freestanding dishwasher

Model number TDX4SS

- 1.5 Star wels water rating
- 1.5 Star energy rating
- 8 Place setting
- 6 Programs
- Water consumption 13 litres per wash
- LED indicator lights
- Push button controls
- Stainless steel interior
- Foldable bottom plate racks
- Height adjustable upper basket
- Anti-flood protection
- Connection: 10amp



600mm stainless steel
fully integrated dishwasher

Model number TDX8SS-2

- 4 Star wels water rating
- 2.5 Star energy rating
- 12 Place setting
- 8 Programs
- Half load wash cycle
- Water consumption 12 litres per wash
- Concealed electronic controls
- Stainless steel interior
- Removeable door panel
- Foldable bottom plate racks
- Height adjustable upper basket
- Anti-flood protection
- Delayed start
- Connection: 10amp



600mm stainless steel
freestanding dishwasher

Model number TDX6SS-3

- 4 Star wels water rating
- 2.5 Star energy rating
- 12 Place setting
- 6 Programs
- Half load wash cycle
- Water consumption 12 litres per wash
- LED indicator lights
- Push button controls
- Stainless steel interior
- Foldable bottom plate racks
- Height adjustable upper basket
- Anti-flood protection
- Connection: 10amp





Image representation only.
Products may differ from image shown.
Image courtesy of Metricon Homes.



Laundry features and benefits



Add a garment

Our T75E1200FL 7.5kg front loading washing machine allows you to add or remove clothing from your load once the wash cycle has started, and when safe water and temperature levels have been reached.



Convenience

Our TWDC84 8kg front loading washing machine / dryer combines a washing machine and dryer in one appliance - perfect for laundries where space is limited.



Adjustable temperature and spin speed

Adjust the spin speed and temperature on our T75E1200FL 7.5kg front loading washing machine, or select a program and let the washing machine do the thinking for you.

* NB - Not all features on this page are on all models. Please refer to the product user manual for the features that apply to your model.

7.5kg front loading washing machine

Model number T75E1200FL

- 7.5kg capacity
- 4.5 star WELS water rating
- 2.5 star energy rating
- 64L water consumption (normal wash)
- 1200 RPM maximum spin speed
- LCD display
- Hot and cold water connection
- 14 programs
- Delay start (0 – 24 hours)
- 180° door opening
- Child lock
- Add a garment
- Fault indicator display
- Power interruption memory
- Progress indicator display
- Self cleaning filter
- Wrinkle prevention
- Anti foam control
- Spin speed selection no spin – 600 - 900 - 1200
- Temperature options 30°C - 40°C - 60°C - 95°C
- Connection 10amp



8kg front loading washing machine / 4kg dryer combo

Model number TWDC84

- 8kg washing capacity
- 4kg drying capacity
- 4 star WELS water rating
- 3 star energy rating
- LCD display
- 180° door opening
- Child lock
- Auto balance system
- Anti foam control
- Overflow control
- Delayed Start option
- Easy logic technology
- Spin protection technology
- Maximum spin speed of 1400 (rpm)
- Connection 10amp



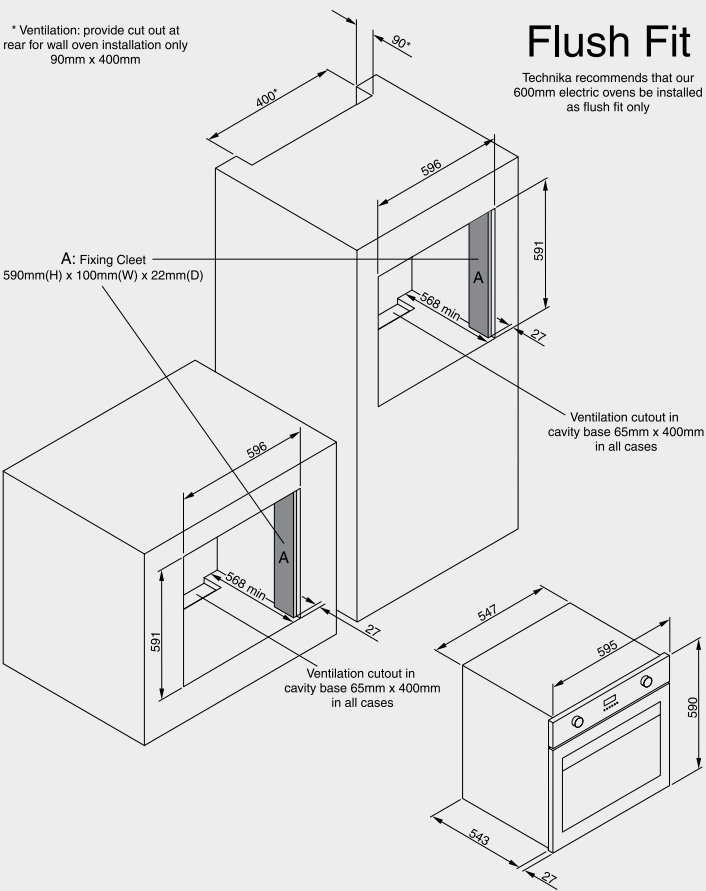
INSTALLATION DRAWINGS

OVENS

Model numbers:

- TO66PSS-5 page 6
- TO86MSS-5 page 6
- TO107SS-3 page 6
- TO105PSS-3 page 7

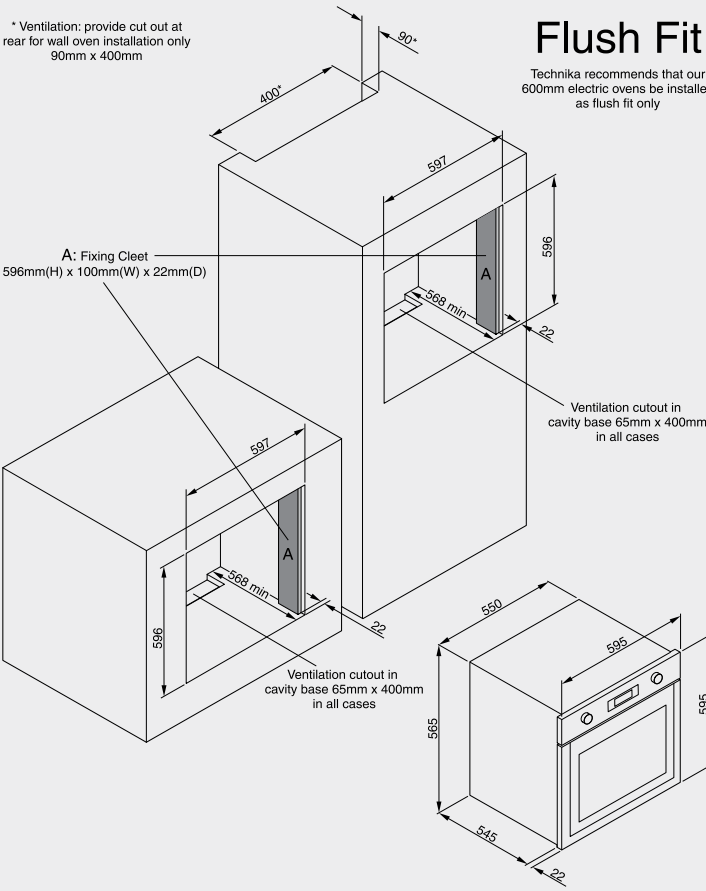
Dimensions	Width	Height	Depth
Cut-out (mm)	596	590	600
Product (mm)	594	589	543



Model numbers:

- HE65FRSS-3 page 7
- HE65FLSS-3 page 7
- TO106MDSTR-5 page 8
- TO106MDSTL-5 page 8

Dimensions	Width	Height	Depth
Cut-out (mm)	596	596	600
Product (mm)	594	594	543



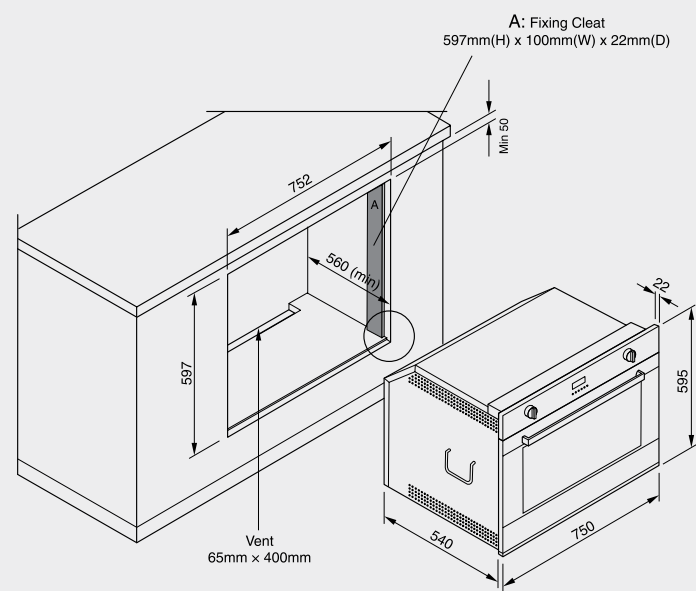
INSTALLATION DRAWINGS

OVENS

Model numbers:

- **B70MTISS-2** page 8

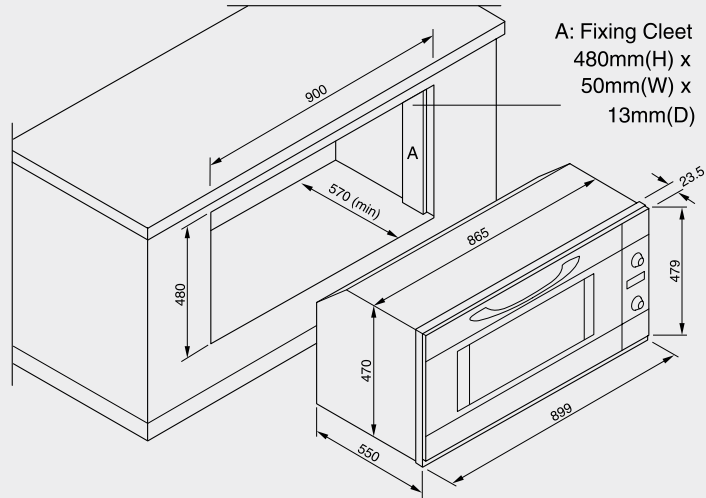
Dimensions	Width	Height	Depth
Cut-out (mm)	752	597	600
Product (mm)	750	595	540



Model numbers:

- **TTDT910** page 9
- **T948SS-5** page 9

Dimensions	Width	Height	Depth
Cut-out (mm)	900	480	600
Product (mm)	899	479	550

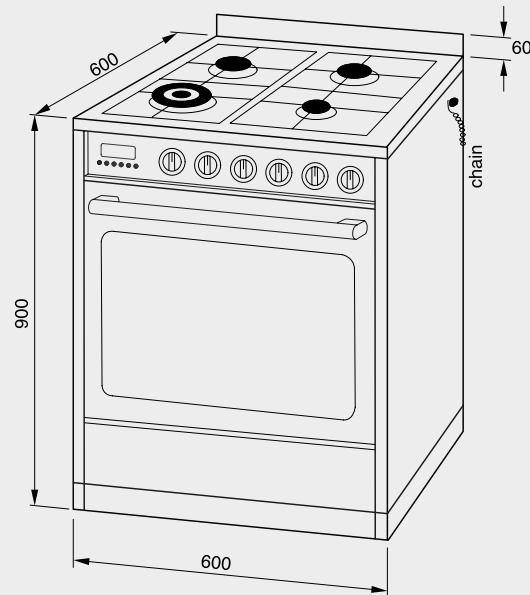


UPRIGHT COOKERS

Model numbers:

- **T40TE8** page 11

Dimensions	Width	Height	Depth
Cut-out (mm)	602	900	600
Product (mm)	600	900	600



INSTALLATION DRAWINGS

UPRIGHT COOKERS

Model numbers:

- **TU950ME3SFRL** page 11
- **GHE09TDSS-4** page 11

Dimensions	Width	Height	Depth
Cut-out (mm)	902	910	600
Product (mm)	900	900*	600

* This dimension may vary due to adjustable legs

Model numbers:

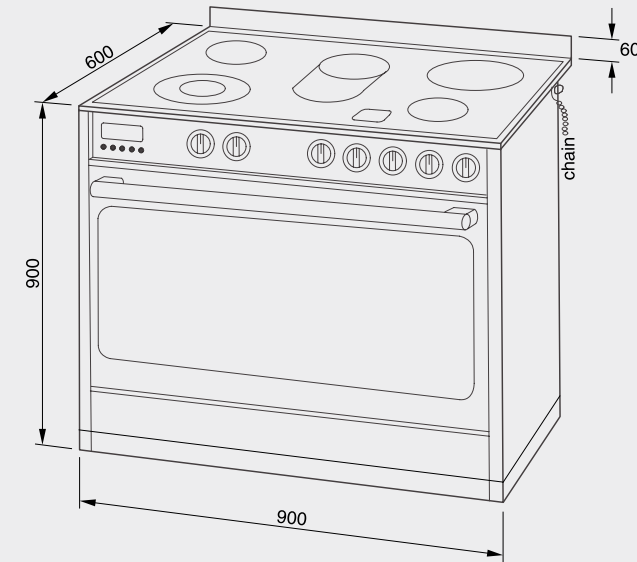
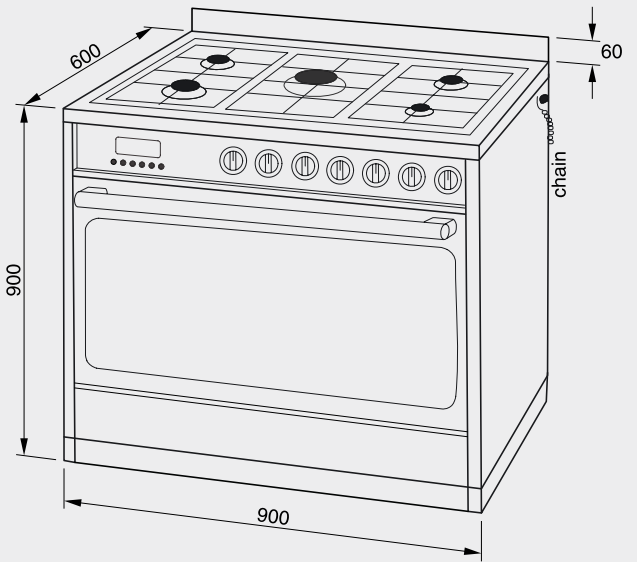
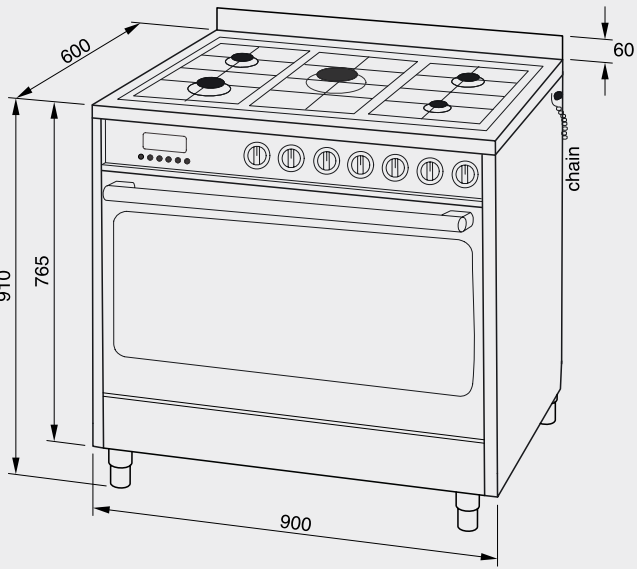
- **TU950TME8** page 12
- **TU950TLE8** page 12
- **TU950TME8BG** page 12
- **TU950TLE8G** page 13

Dimensions	Width	Height	Depth
Cut-out (mm)	902	900	600
Product (mm)	900	900	600

Model numbers:

- **CERHE09PSS-2** page 13

Dimensions	Width	Height	Depth
Cut-out (mm)	902	900	600
Product (mm)	900	900	600

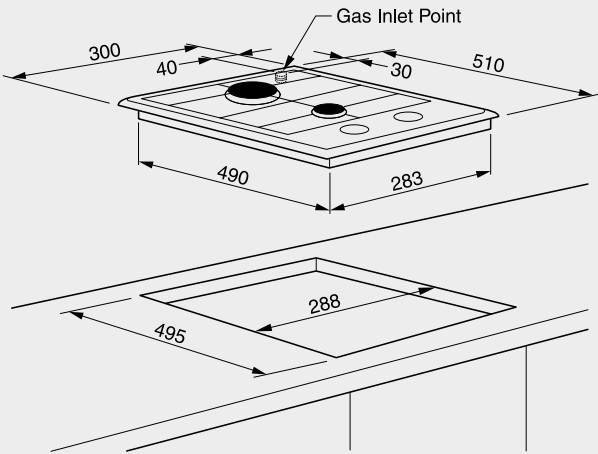


INSTALLATION DRAWINGS

COOKTOPS

Model numbers:

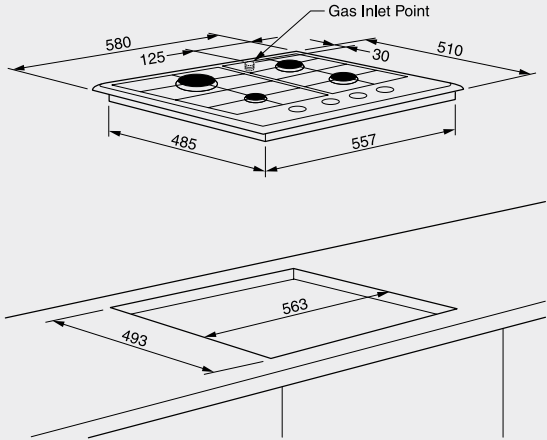
- **H320SXFFPRO-2** page 15



Dimensions	Width	Height	Depth
Cut-out (mm)	288		495
Product (mm)	300	40	510

Model numbers:

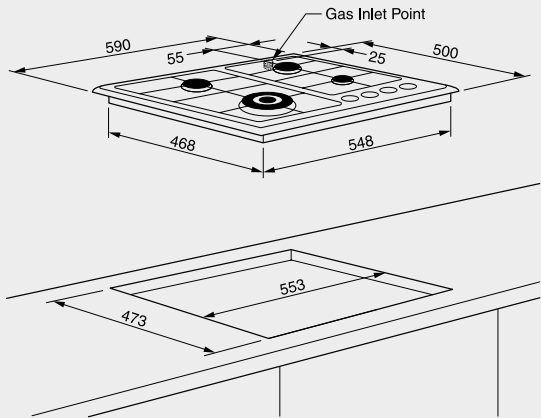
- **H640SXPRO** page 15



Dimensions	Width	Height	Depth
Cut-out (mm)	563		493
Product (mm)	580	40	510

Model numbers:

- **H640STXPRO-3** page 15



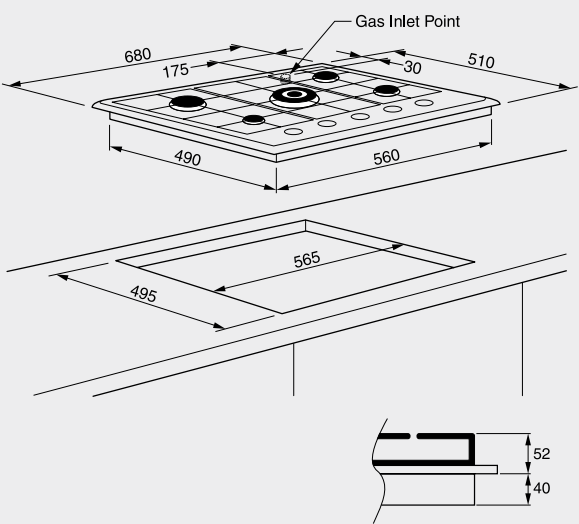
Dimensions	Width	Height	Depth
Cut-out (mm)	553		473
Product (mm)	590	40	500

INSTALLATION DRAWINGS

COOKTOPS

Model numbers:

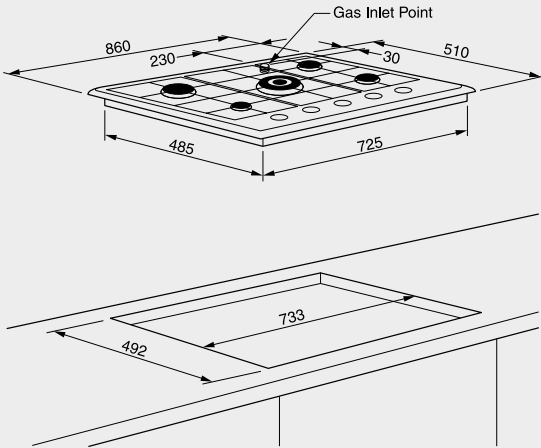
- **H750STXPRO** page 16



Dimensions	Width	Height	Depth
Cut-out (mm)	565		495
Product (mm)	680	40	510

Model numbers:

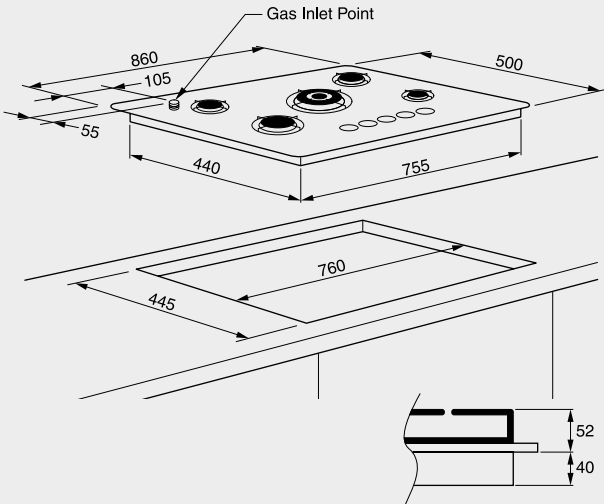
- **H950STXPRO** page 16
- **H950SLTXPRO** page 16



Dimensions	Width	Height	Depth
Cut-out (mm)	733		492
Product (mm)	860	40	510

Model numbers:

- **H950STBGPRO** page 17



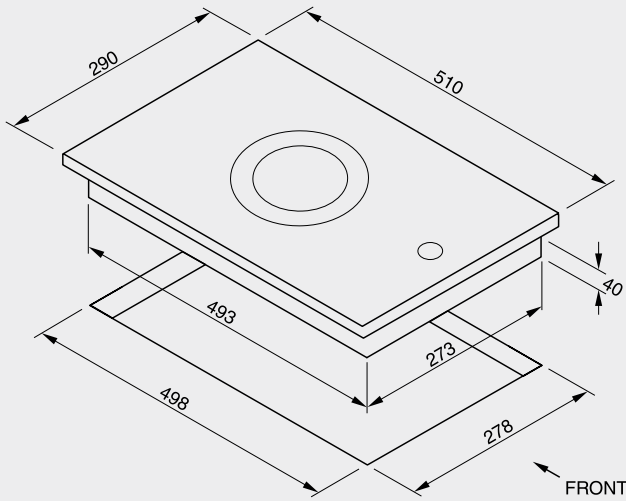
Dimensions	Width	Height	Depth
Cut-out (mm)	760		445
Product (mm)	860	40	500

INSTALLATION DRAWINGS

COOKTOPS

Model numbers:

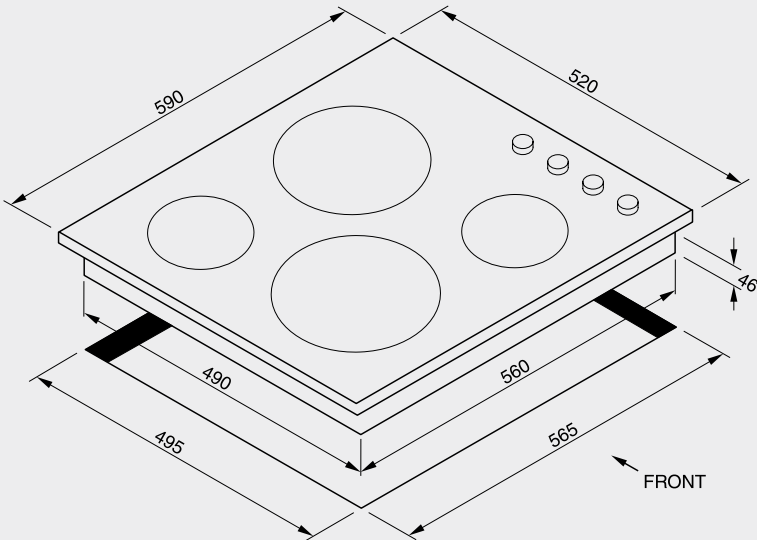
- CFM31 page 18
- 2RSS-2 page 19



Dimensions	Width	Height	Depth
Cut-out (mm)	278		498
Product (mm)	290	40	510

Model numbers:

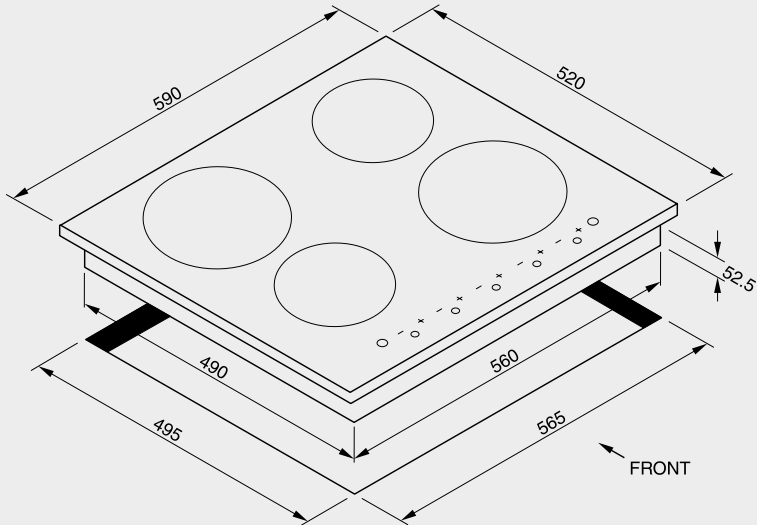
- CFM641-2 page 19
- CFE641-2 page 19



Dimensions	Width	Height	Depth
Cut-out (mm)	565		495
Product (mm)	590	46	520

Model numbers:

- CFEIND641 page 20



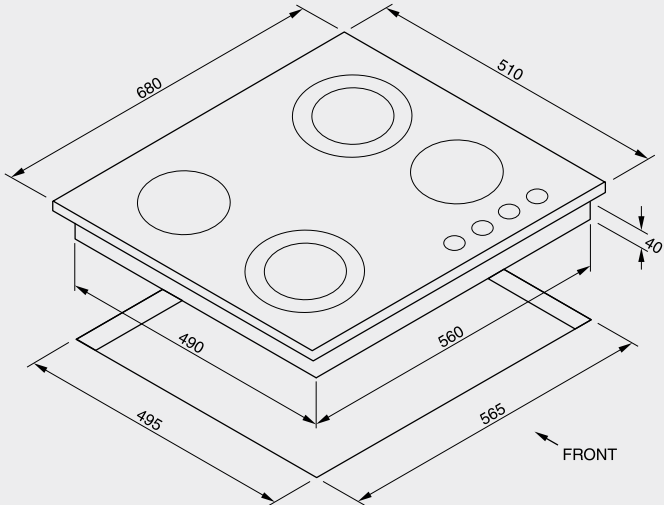
Dimensions	Width	Height	Depth
Cut-out (mm)	565		495
Product (mm)	590	52.5	520

INSTALLATION DRAWINGS

COOKTOPS

Model numbers:

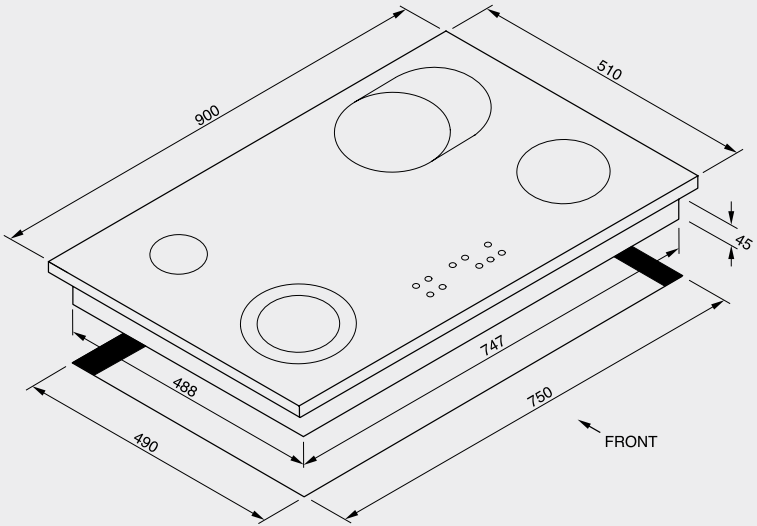
- CFM742 page 20
- CFE742 page 20



Dimensions	Width	Height	Depth
Cut-out (mm)	565		495
Product (mm)	680	40	510

Model numbers:

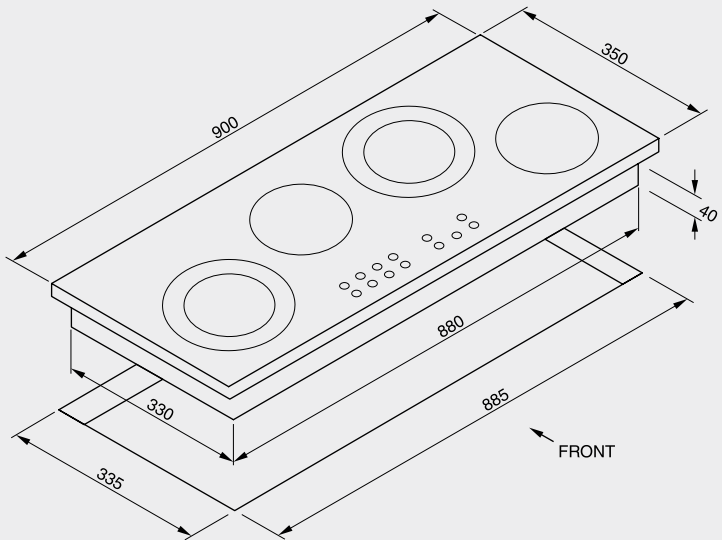
- 95HTSS-2 page 21



Dimensions	Width	Height	Depth
Cut-out (mm)	750		490
Product (mm)	900	45	510

Model numbers:

- CFE942 page 21

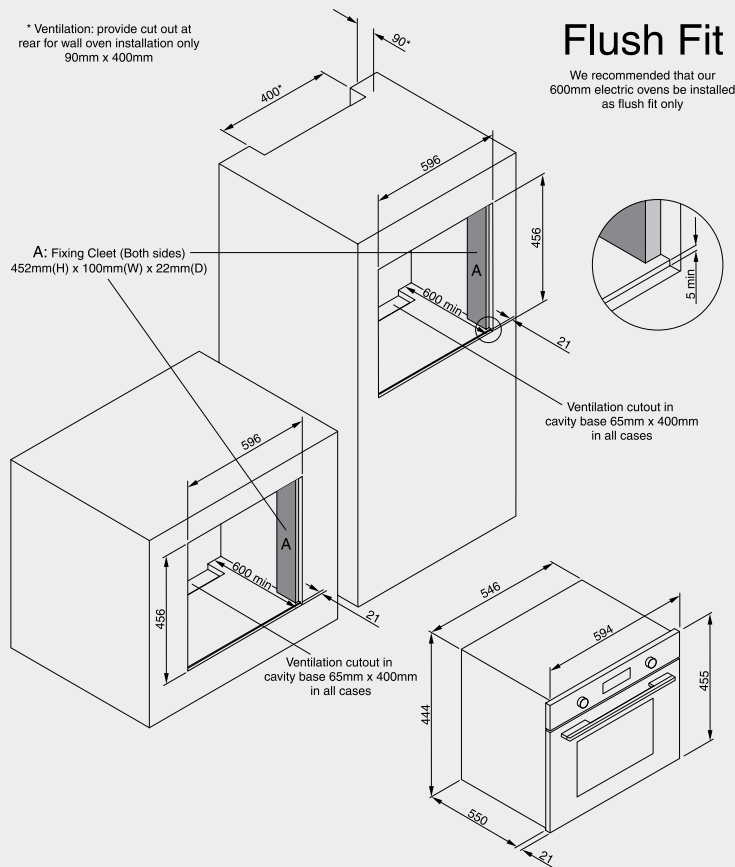


Dimensions	Width	Height	Depth
Cut-out (mm)	885		335
Product (mm)	900	40	350

COMPACT OVENS

Model numbers:

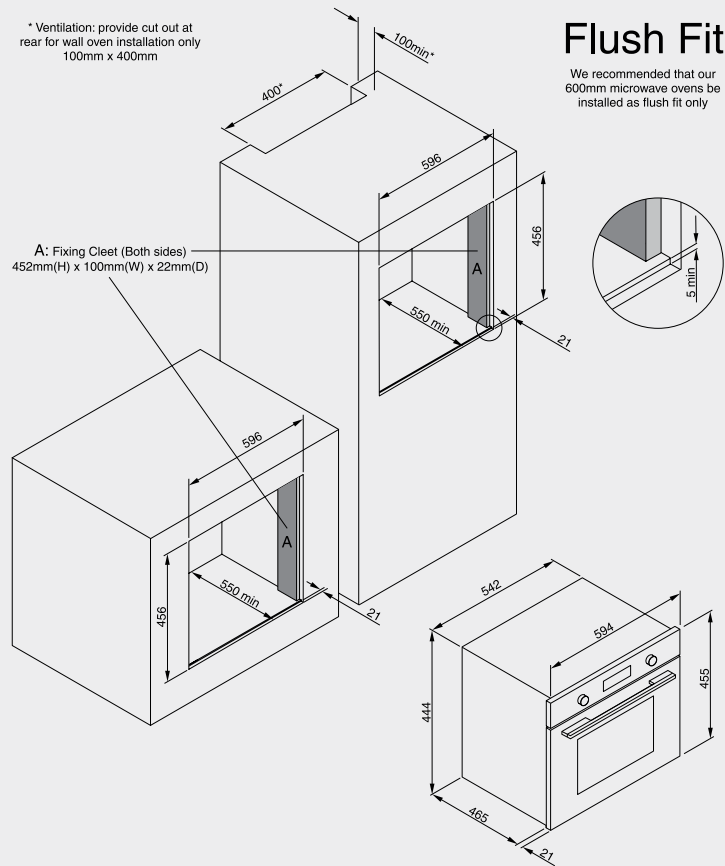
- T45COG page 23



Dimensions	Width	Height	Depth
Cut-out (mm)	596	456	600
Product (mm)	594	455	570

Model numbers:

- T45MWG page 23
- T45SOG page 23

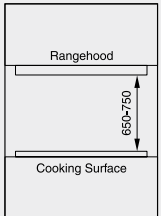


Dimensions	Width	Height	Depth
Cut-out (mm)	596	456	600
Product (mm)	594	455	486

RANGEHOODS

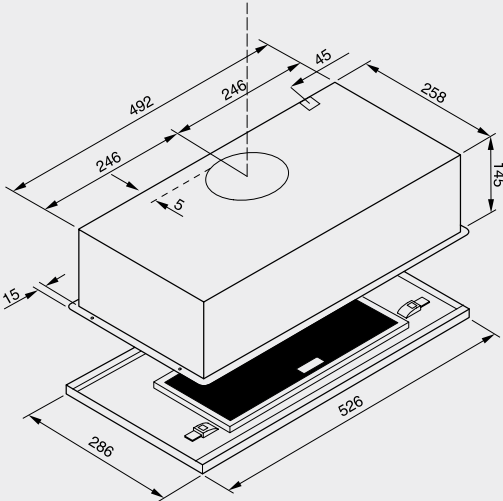
Model numbers:

- CP5 page 25



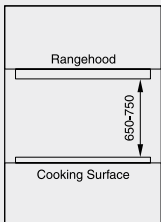
Recommended Clearances

Dimensions	Width	Height	Depth
Cut-out (mm)	492	145	258
Product (mm)	526	145	286



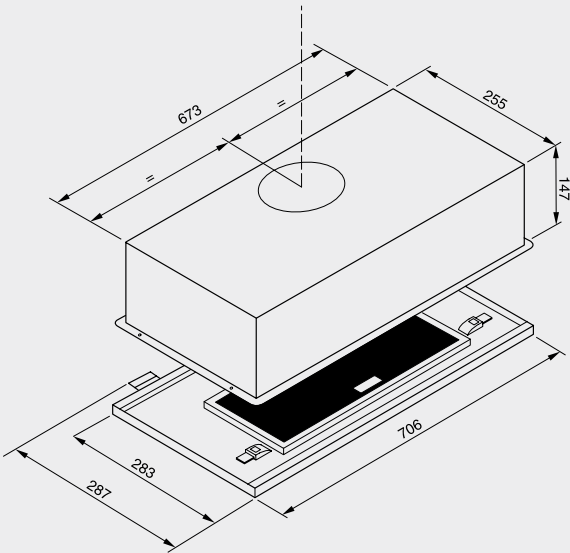
Model numbers:

- CP10SS page 25



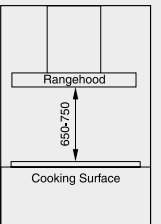
Recommended Clearances

Dimensions	Width	Height	Depth
Cut-out (mm)	673	147	255
Product (mm)	706	147	283



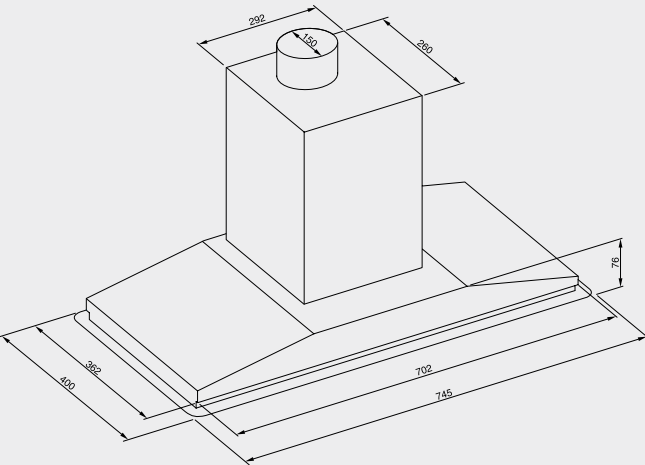
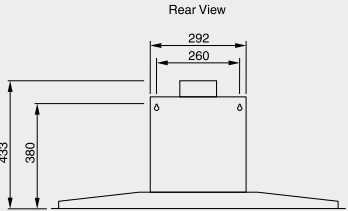
Model numbers:

- CP750SS page 25



Recommended Clearances

Dimensions	Width	Height	Depth
Cut-out (mm)	702	433	362
Product (mm)	745	433	460

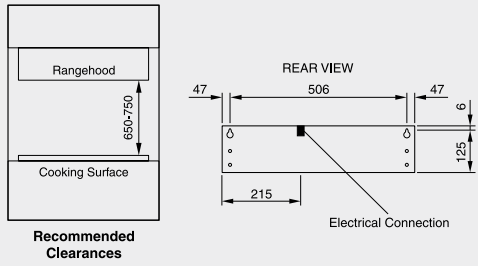


INSTALLATION DRAWINGS

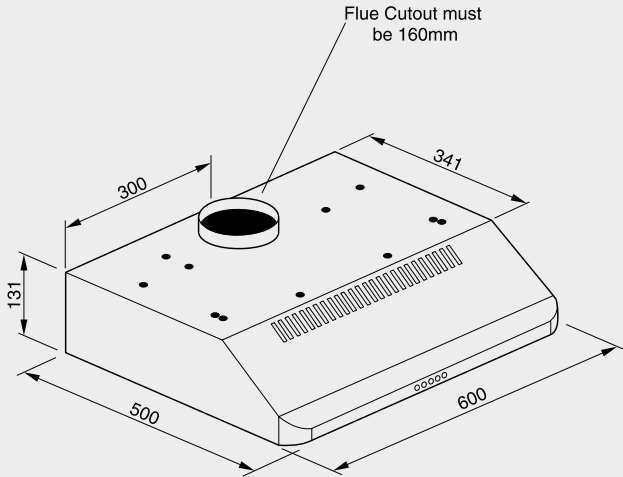
RANGEHOODS

Model numbers:

- PH16600SS-2 page 25

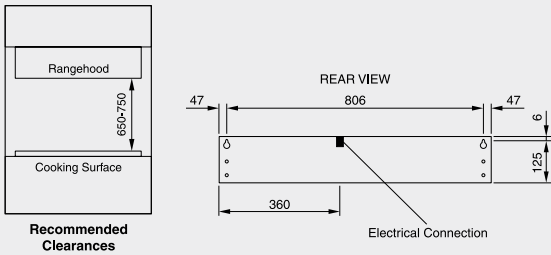


Dimensions	Width	Height	Depth
Cut-out (mm)	600	131	341
Product (mm)	600	131	500

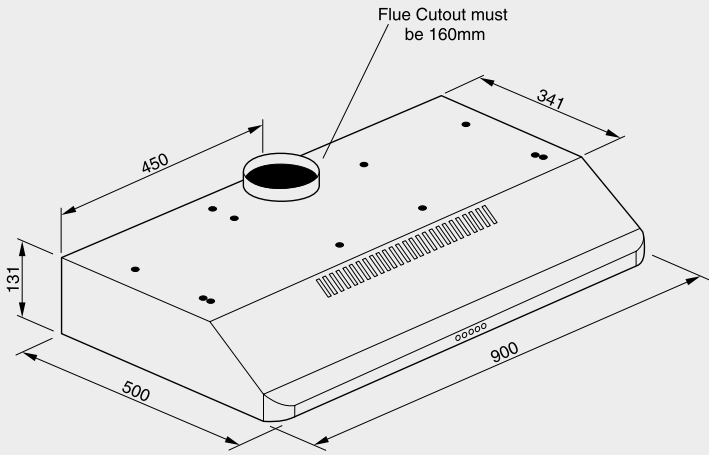


Model numbers:

- PH16900SS-2 page 26

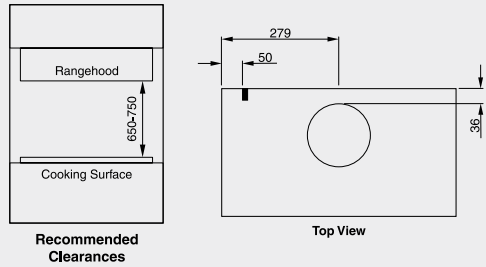


Dimensions	Width	Height	Depth
Cut-out (mm)	900	131	341
Product (mm)	900	131	500

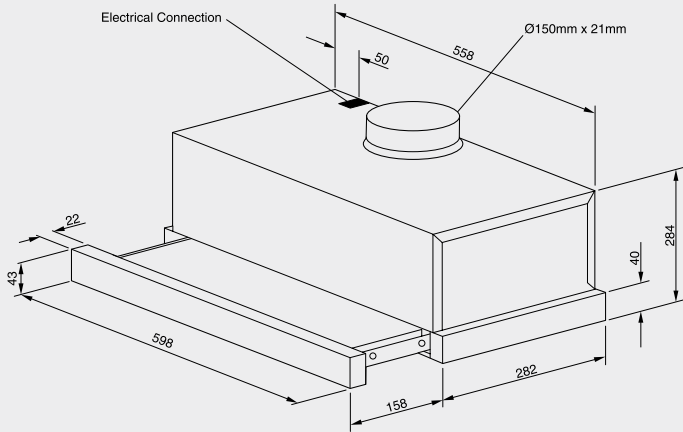


Model numbers:

- SLH260ISS-2 page 26



Dimensions	Width	Height	Depth
Cut-out (mm)	600	284	304
Product (mm)	598	284	304

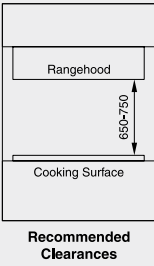


INSTALLATION DRAWINGS

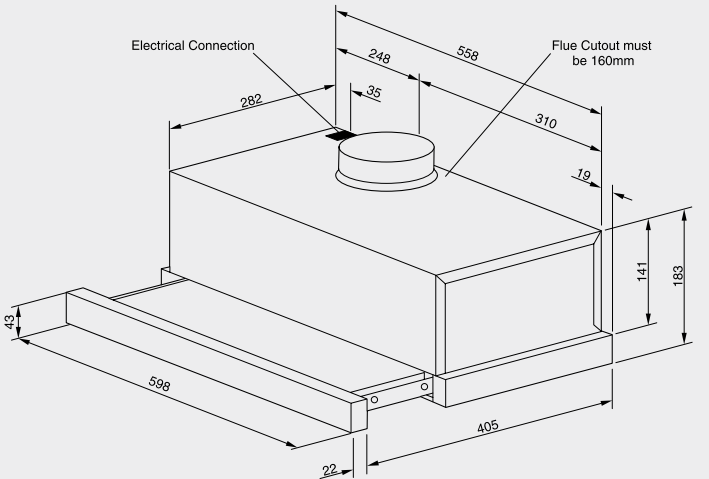
RANGEHOODS

Model numbers:

- SL10160ISS-4 page 26
- SL20260ISS-3 page 26

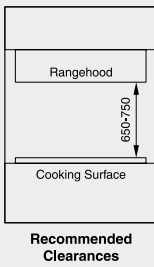


Dimensions	Width	Height	Depth
Cut-out (mm)	600	185	304
Product (mm)	598	183	304

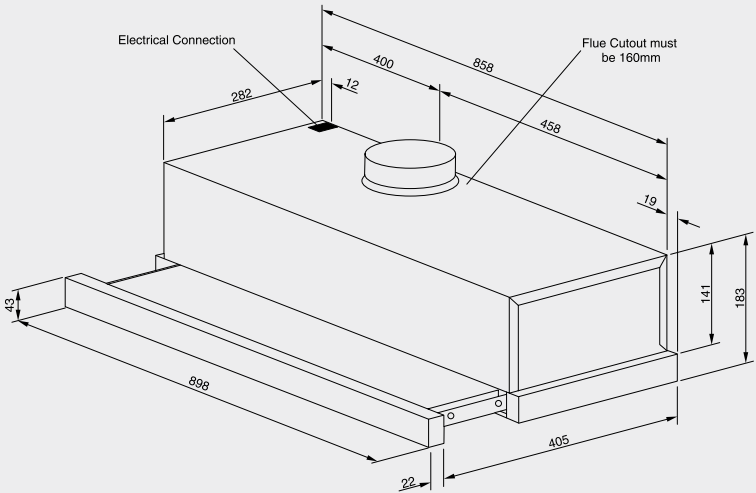


Model numbers:

- SL10190ISS-4 page 27
- SL10290ISS-3 page 27

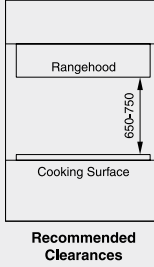


Dimensions	Width	Height	Depth
Cut-out (mm)	900	183	304
Product (mm)	898	183	304

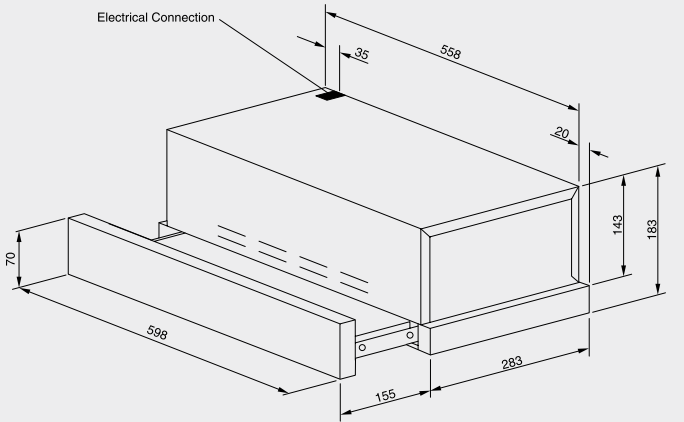


Model numbers:

- SREC0160SS-2 page 27



Dimensions	Width	Height	Depth
Cut-out (mm)	600	183	305
Product (mm)	598	183	305

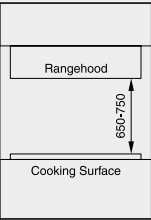


INSTALLATION DRAWINGS

RANGEHOODS

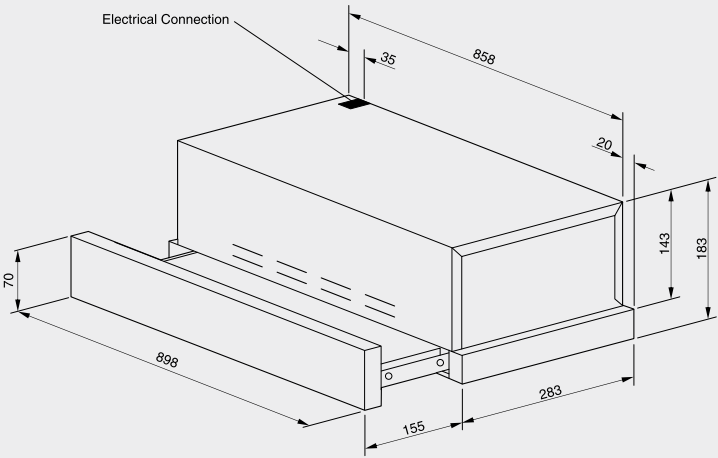
Model numbers:

- SREC0190SS-2 page 27



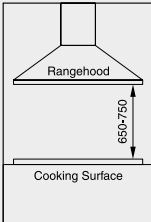
Recommended Clearances

Dimensions	Width	Height	Depth
Cut-out (mm)	900	183	305
Product (mm)	898	183	305



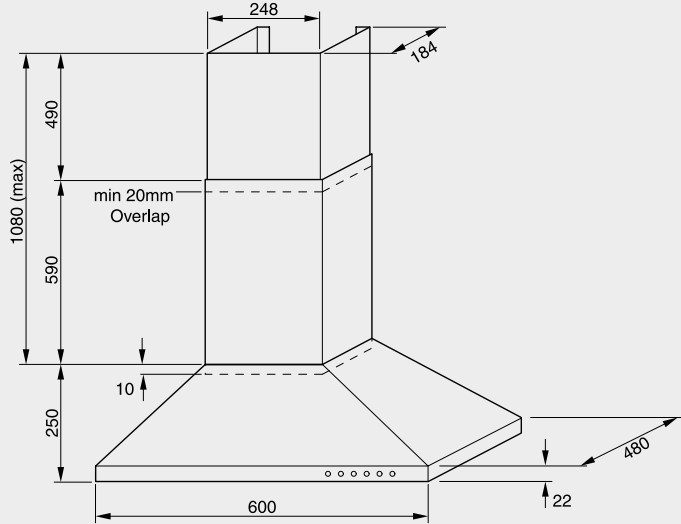
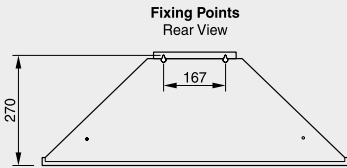
Model numbers:

- CHEM52A6S-2 page 28



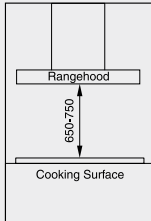
Recommended Clearances

Dimensions	Width	Height	Depth
Cut-out (mm)	601	NA	480
Product (mm)	600	NA	480



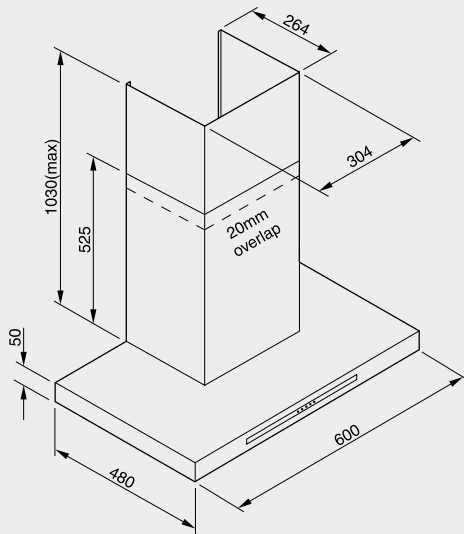
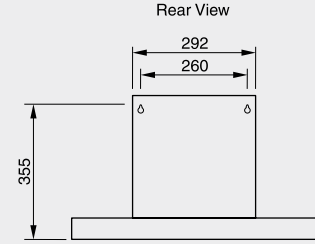
Model numbers:

- FHEE22A6S-2 page 28



Recommended Clearances

Dimensions	Width	Height	Depth
Cut-out (mm)	601	NA	480
Product (mm)	600	NA	480

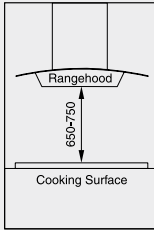


INSTALLATION DRAWINGS

RANGEHOODS

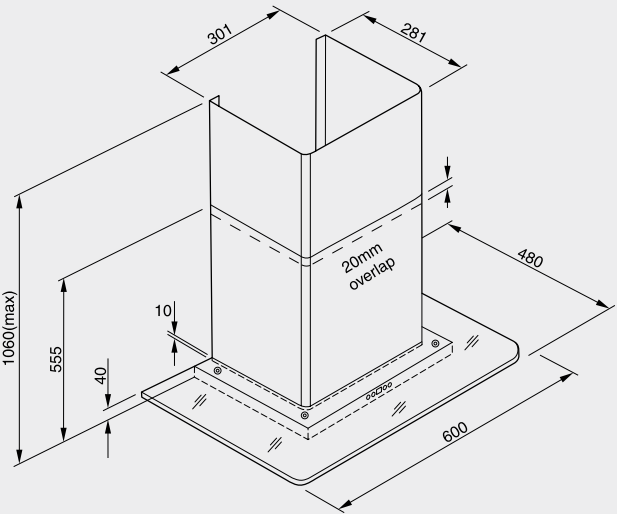
Model numbers:

- FHEE61B6S page 28



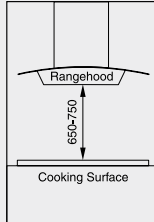
Recommended Clearances

Dimensions	Width	Height	Depth
Cut-out (mm)	601	NA	480
Product (mm)	600	NA	480



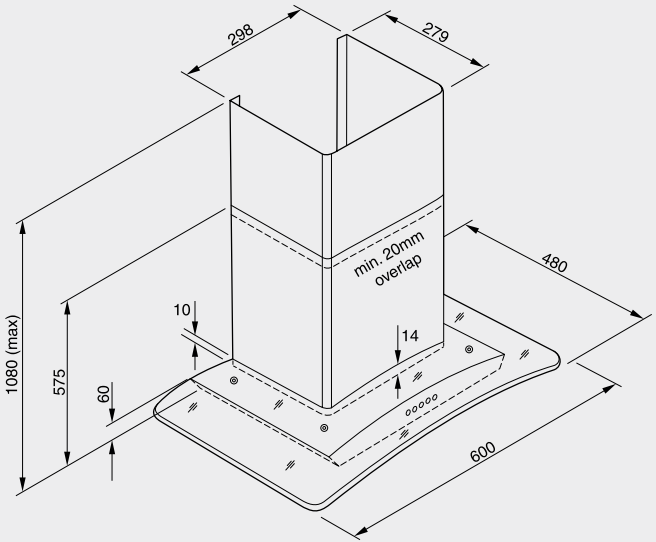
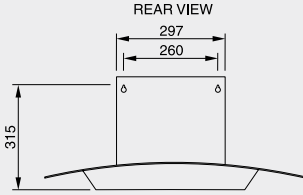
Model numbers:

- FHEE96A6S page 29



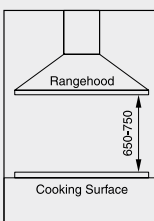
Recommended Clearances

Dimensions	Width	Height	Depth
Cut-out (mm)	601	NA	480
Product (mm)	600	NA	480



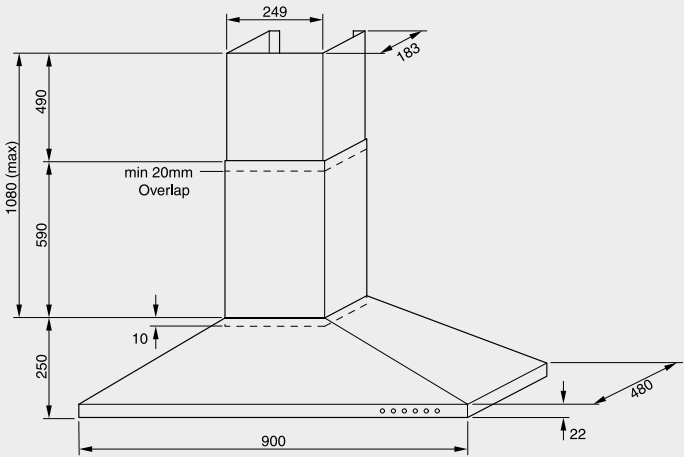
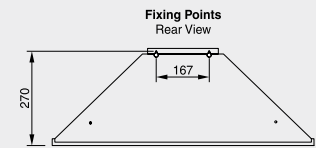
Model numbers:

- CHEM52C9S-2 page 29



Recommended Clearances

Dimensions	Width	Height	Depth
Cut-out (mm)	901	NA	480
Product (mm)	900	NA	480

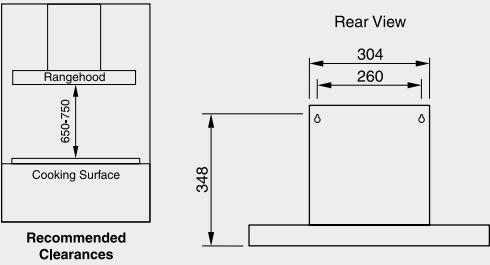


INSTALLATION DRAWINGS

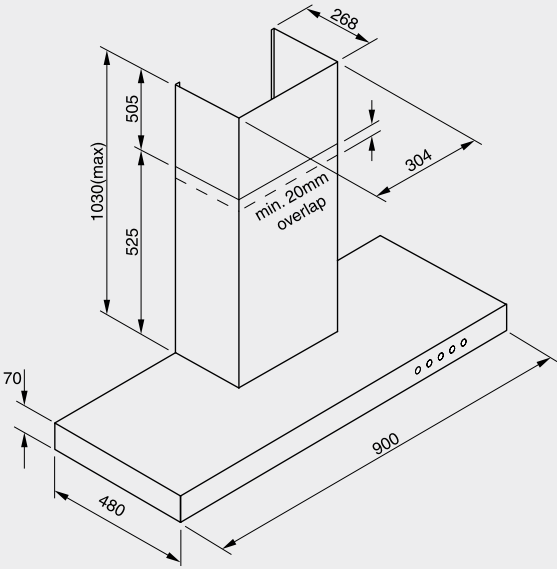
RANGEHOODS

Model numbers:

- D6900SS-2 page 29

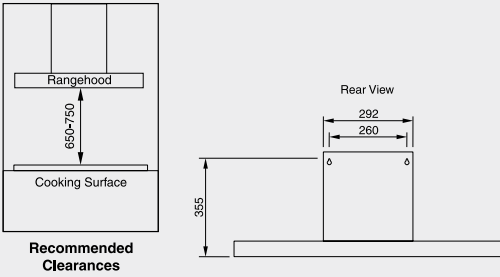


Dimensions	Width	Height	Depth
Cut-out (mm)	901	NA	480
Product (mm)	900	NA	480

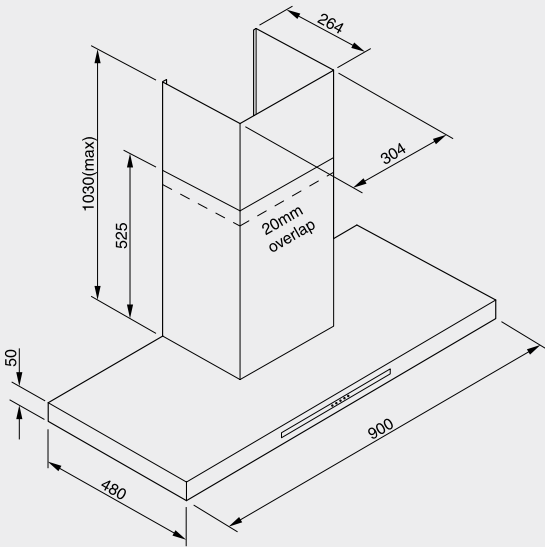


Model numbers:

- FHEE22A9S-2 page 30

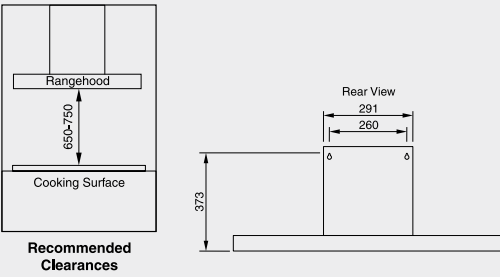


Dimensions	Width	Height	Depth
Cut-out (mm)	901	NA	480
Product (mm)	900	NA	480

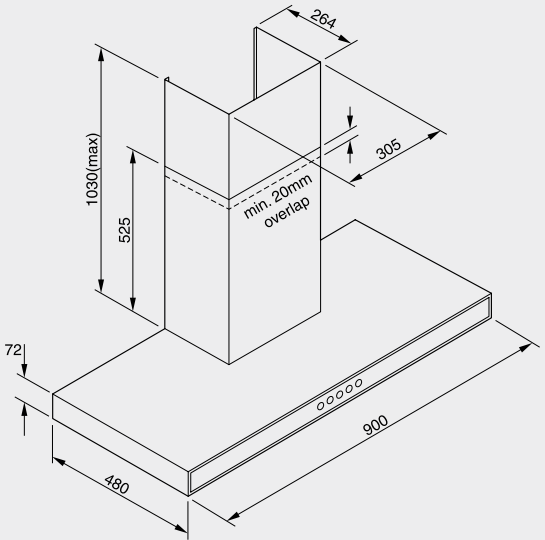


Model numbers:

- FHEE229SC9S-2 page 30



Dimensions	Width	Height	Depth
Cut-out (mm)	901	NA	480
Product (mm)	900	NA	480

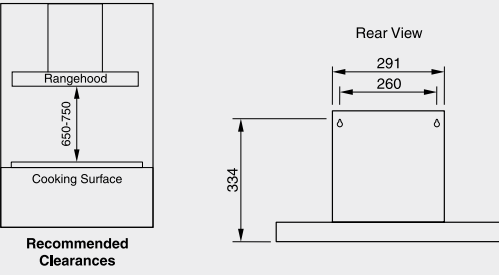


INSTALLATION DRAWINGS

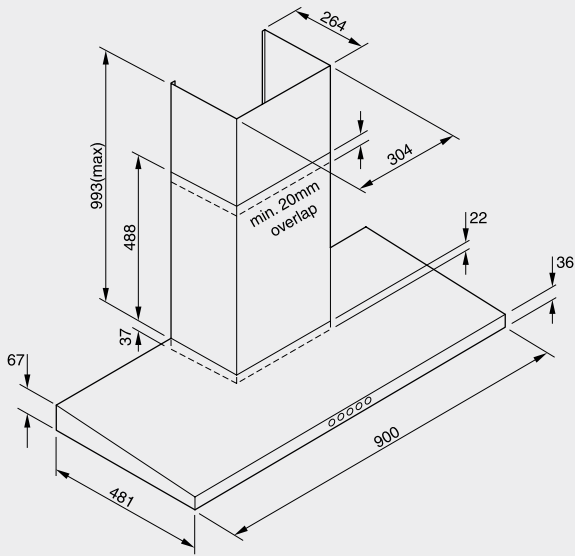
RANGEHOODS

Model numbers:

- FHEE26A9S-2 page 30

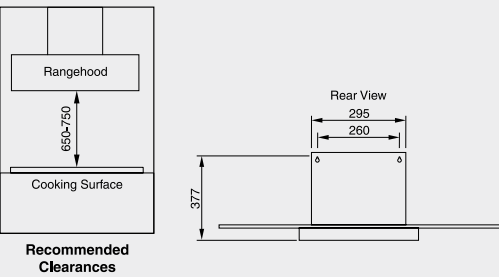


Dimensions	Width	Height	Depth
Cut-out (mm)	901	NA	481
Product (mm)	900	NA	481

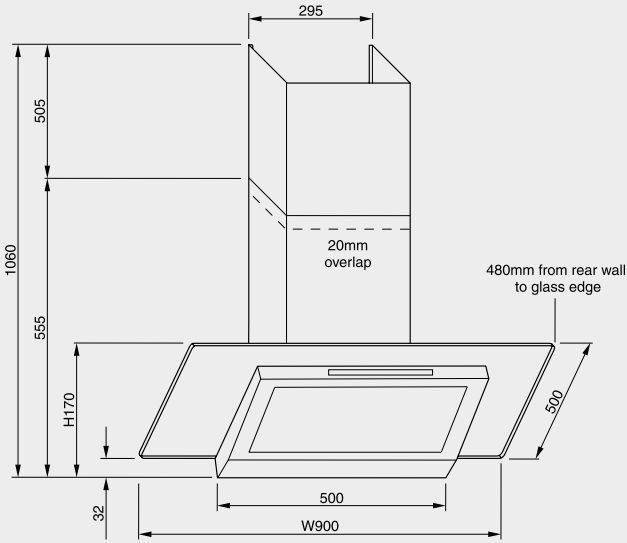


Model numbers:

- FHEE33A9S page 31

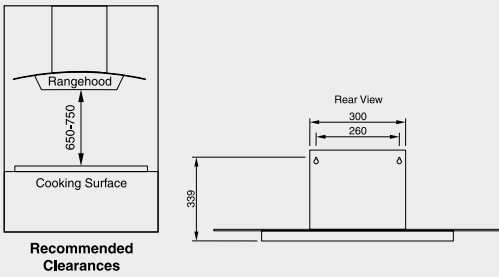


Dimensions	Width	Height	Depth
Cut-out (mm)	901	NA	480
Product (mm)	900	NA	480

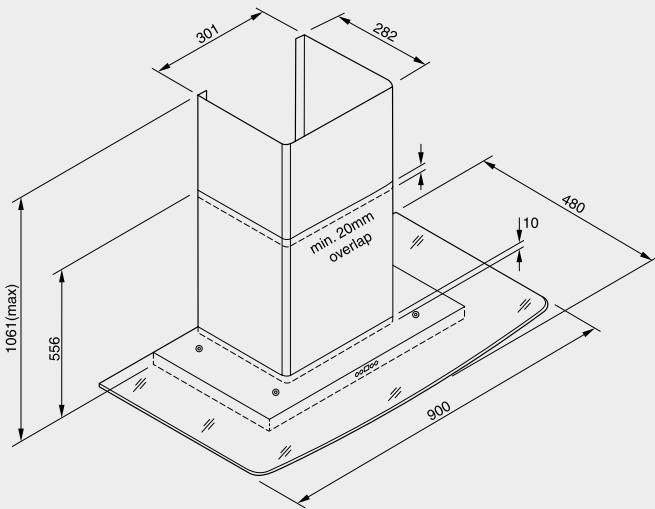


Model numbers:

- FHEE61A9S-2 page 31



Dimensions	Width	Height	Depth
Cut-out (mm)	901	NA	480
Product (mm)	900	NA	480

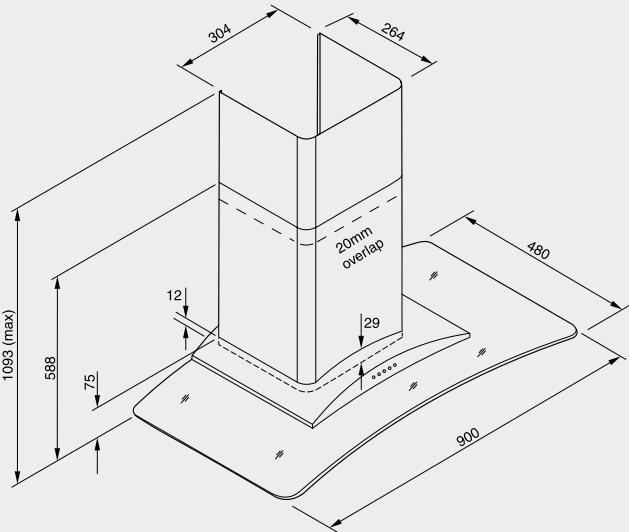
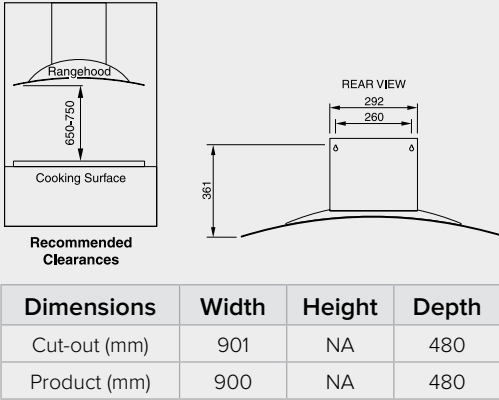


INSTALLATION DRAWINGS

RANGEHOODS

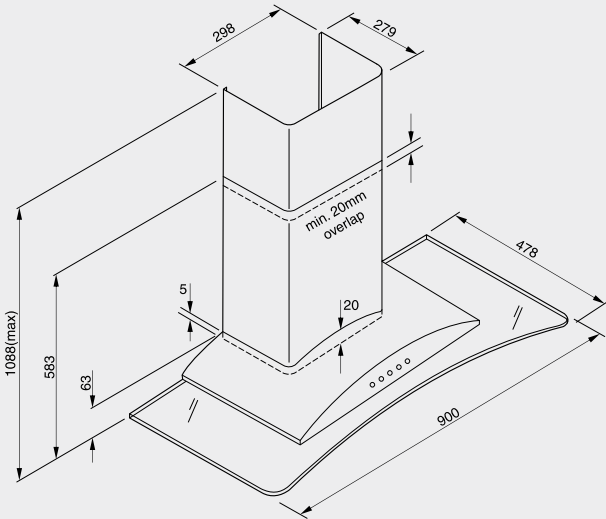
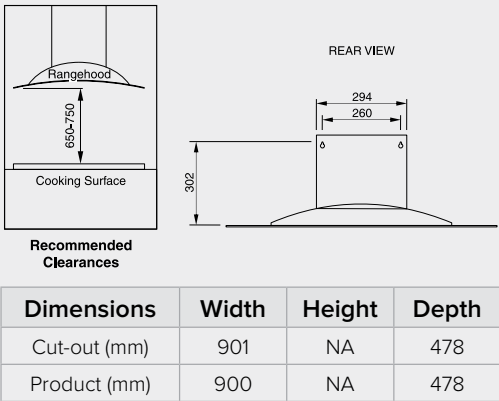
Model numbers:

- FHEE91A9S-2 page 31



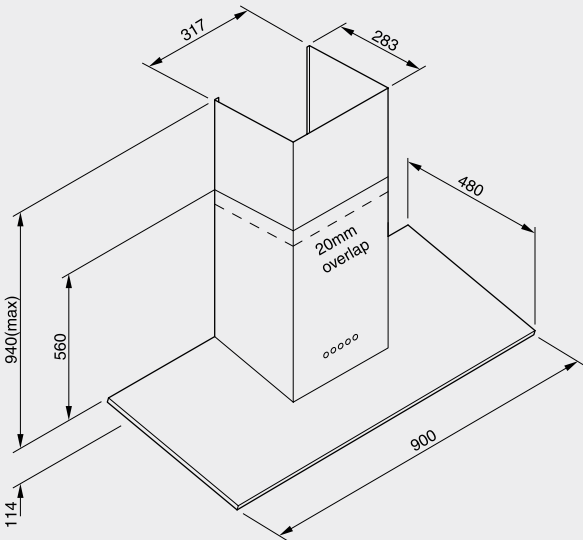
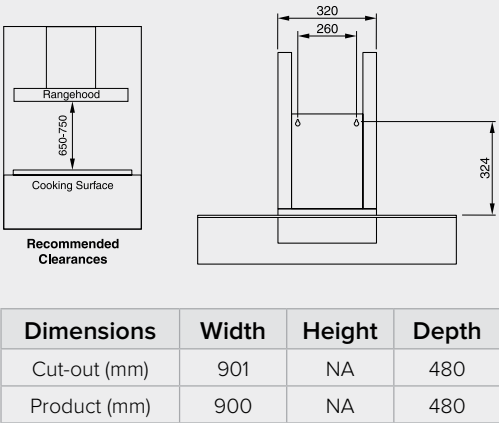
Model numbers:

- FHEE95C9S-2 page 32



Model numbers:

- FHEE97B9S-2 page 32

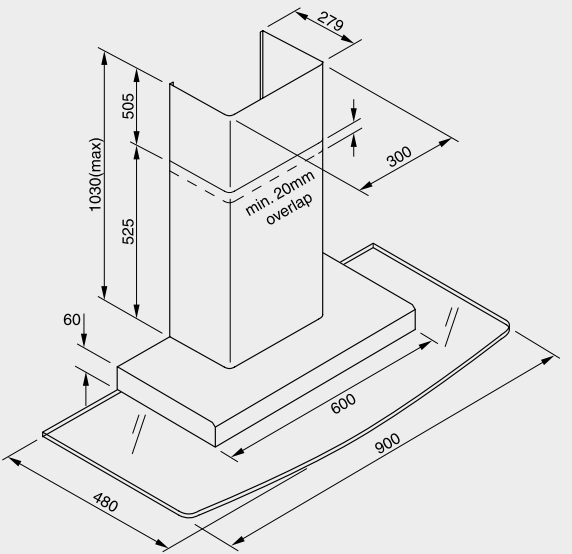
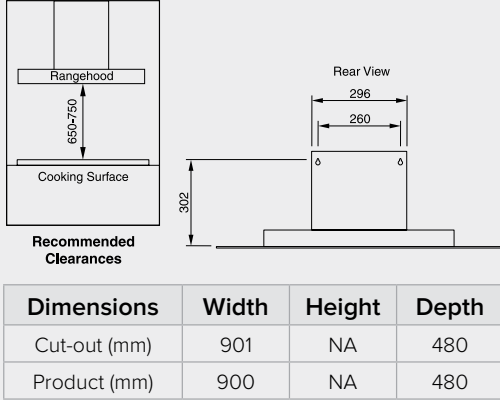


INSTALLATION DRAWINGS

RANGEHOODS

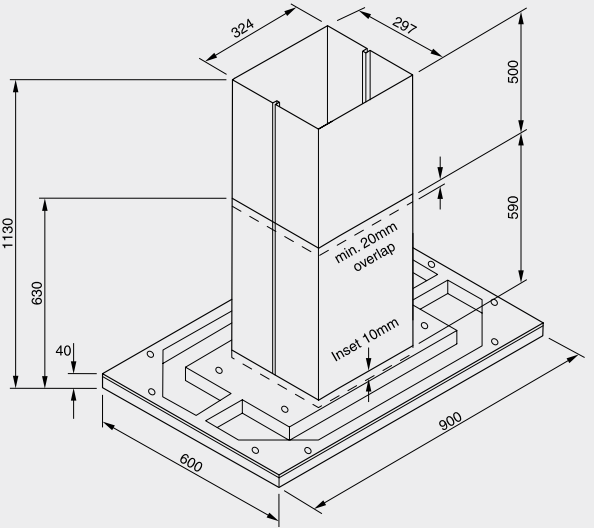
Model numbers:

- FHEEA98A9S-2 page 32



Model numbers:

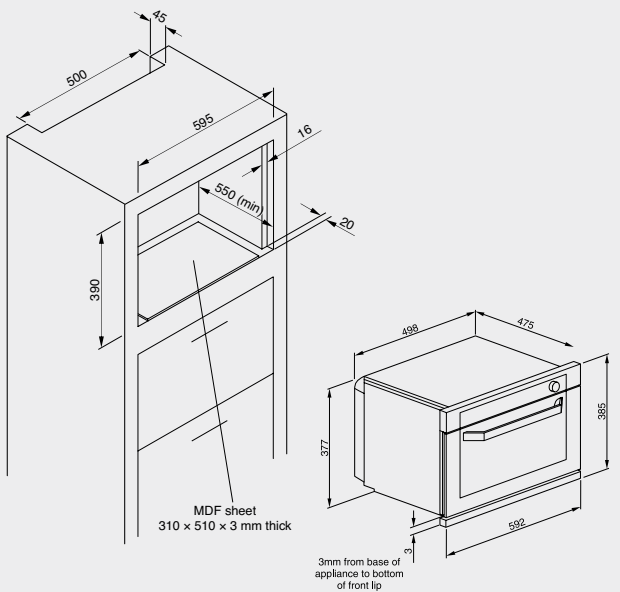
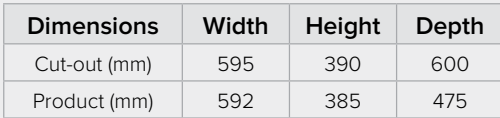
- IHEE86A-2 page 33



MICROWAVES

Model numbers:

- TMWC34SS page 35

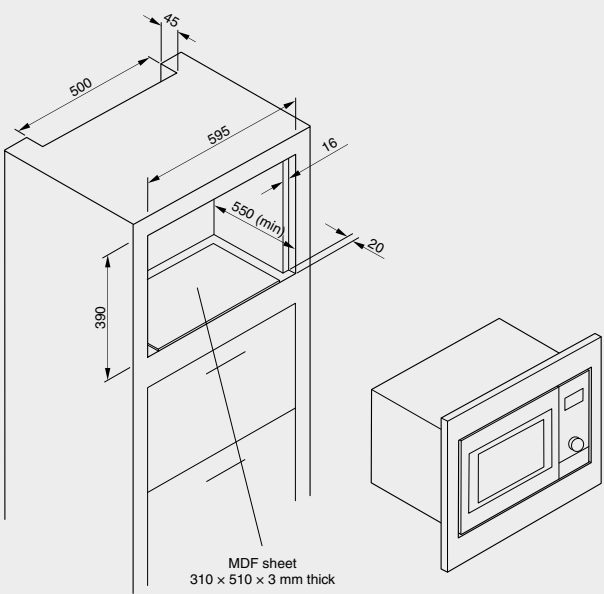


INSTALLATION DRAWINGS

MICROWAVES

Model numbers:

- WD905 + TT905 page 35

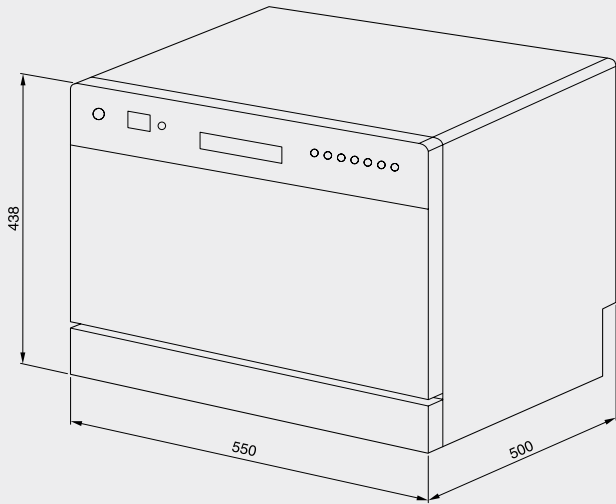


Dimensions	Width	Height	Depth
Cut-out (mm)	595	390	600
Product (mm)	594	390	450

DISHWASHERS

Model numbers:

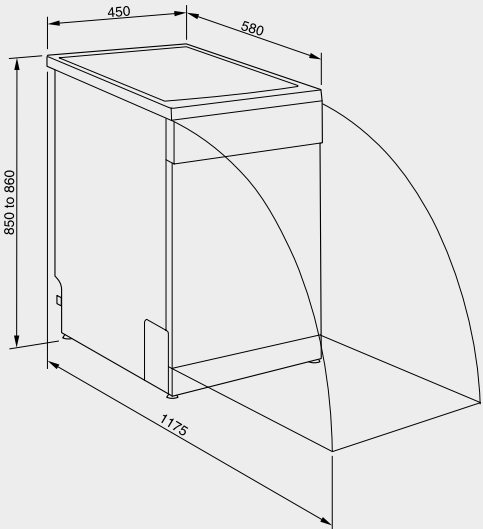
- TEBTDWS page 37



Dimensions	Width	Height	Depth
Cut-out (mm)	552	440	600
Product (mm)	550	438	500

Model numbers:

- TDX4SS page 37



Dimensions	Width	Height	Depth
Cut-out (mm)	452	850	600
Product (mm)	450	850	580

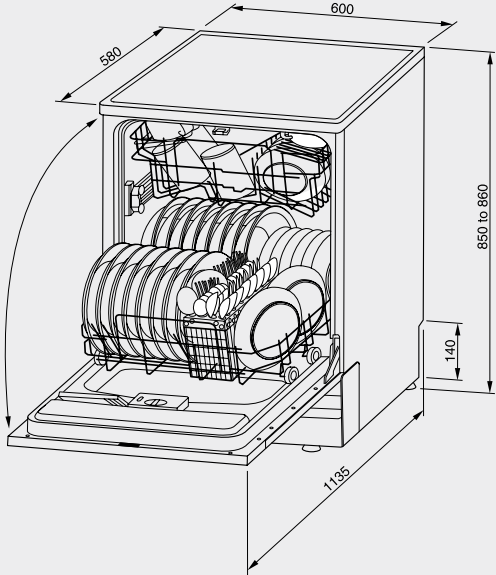
* This dimension may vary due to adjustable legs

INSTALLATION DRAWINGS

DISHWASHERS

Model numbers:

- TDX6SS-3 page 37
- TDX7SS page 38

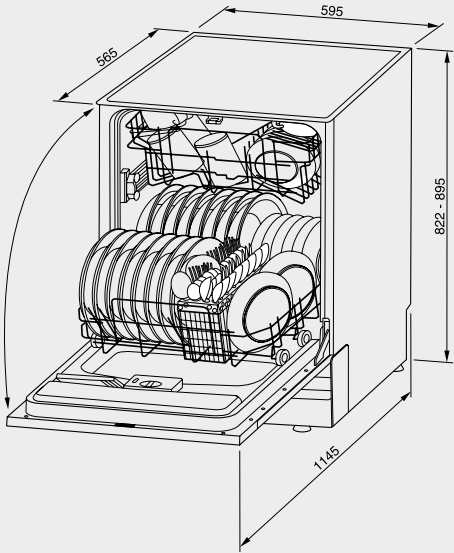


Dimensions	Width	Height	Depth
Cut-out (mm)	602	850	600
Product (mm)	600	850	580

* This dimension may vary due to adjustable legs

Model numbers:

- TDX8SS-2 page 38



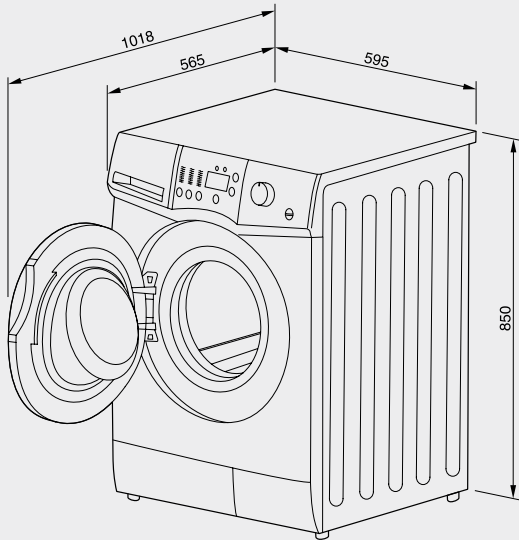
Dimensions	Width	Height	Depth
Cut-out (mm)	600	820	600
Product (mm)	595	820	565

* This dimension may vary due to adjustable legs

LAUNDRY

Model numbers:

- T75E1200FL page 41
- TWDC84 page 41



Dimensions	Width	Height	Depth
Cut-out (mm)	600	860	600
Product (mm)	959	855	565

WARRANTY

Technika constantly seeks ways to improve the specifications and design of its products. Whilst every effort is made to produce up to date literature, this brochure should not be regarded as an infallible guide. Actual product only should be used to derive cut-out sizes.

INSTALLATION WARNING

Incorrect installation of any product will void all warranty.

NOTE

All dimensions on these pages are in millimetres and the illustrations are intended as a guide only. Complete instructions are enclosed with the appliance or can be obtained by contacting the customer care centre on toll free 1800 333 244 or by email: service@technika.com.au

All rangehoods are supplied with a complete mounting kit, easy to follow instructions, and can be plugged into a standard power point. All rangehoods must be installed in accordance with local building regulations. Technika recommends that rangehoods be installed between 650mm and 750mm above the highest point of the cooking surface. The rangehood must not be any lower than 600mm from the highest point of the cooking surface as per the Australian Gas Association Standards.

PRODUCT SUPPORT AND SERVICE

Technika has an extensive national service network. Please contact our national customer care centre toll free on 1800 333 244 or by emailing service@technika.com.au for any enquiries.

CAUTION

All ovens have been tested and approved to the relevant Australian Standards where it is built in or close to a cabinet. The cabinet material must be capable of withstanding 75 degrees. Technika will not accept responsibility for incorrect installation into low temperature tolerant cabinets. Upright cookers have zero tolerance clearance installation in conjunction with A.G.A regulations. Please contact Technika's national customer care line for installation details toll free on 1800 333 244 or by emailing service@technika.com.au

WARRANTY

All cooking appliances carry a two year parts and labour warranty, excluding consumables i.e. globes.
All dishwashers carry a 2 year parts and labour warranty, excluding consumables.
All rangehoods carry a 1 year parts and labour warranty, excluding consumables.

Gas regulators are provided with all gas appliances as part of an Australian Gas Association requirement and carry a 12 month warranty only.

All appliances that incorporate electronic components (i.e. programmable clocks and electronic switching) should be fitted with a surge protection device to guard against damage which can be caused by power fluctuations or surges. This warranty does not cover damage caused by such events.

technika.com.au



77 Fillo Drive, Somerton, Victoria, Australia 3062

T 03 9948 4500 F 03 9948 4555

Sales Telephone

03 9948 4577

Service Telephone

03 9948 4545

Sales Facsimile

03 9948 4555

Service Facsimile

03 9948 4546

Sales Customer Care

1800 649 969

Service Customer Care

1800 333 244

info@technika.com.au

www.technika.com.au

ACN 069 686 326

March 2015