



WIRELESS CHARGING LED LIGHTS

Incorporates the innovative wireless induction charging technology.
Most convenient charging method brings a special taste of lights

FEATURES

- CREE 3 X XPG-R5
- 8000mAh 4.2V Li-ion Battery
- Innovative Wireless Charging System
- Fully Charged in 20 hours
- Depth Tested to 100 meters
- Superior Hard Anodized Finish
- Aircraft Grade Aluminum Alloy
- Rotary Magnetic Switch
- Exceptionally Powerful Beam

DIMENSIONS

Length: 253mm ,Head Diameter: ϕ 51mm

Body Diameter: ϕ 33.5mm

Weight: 532g (Including Battery)

ACCESSORIES

Wireless Charger, 2X26650 8000MAH/4.2V, Lanyard

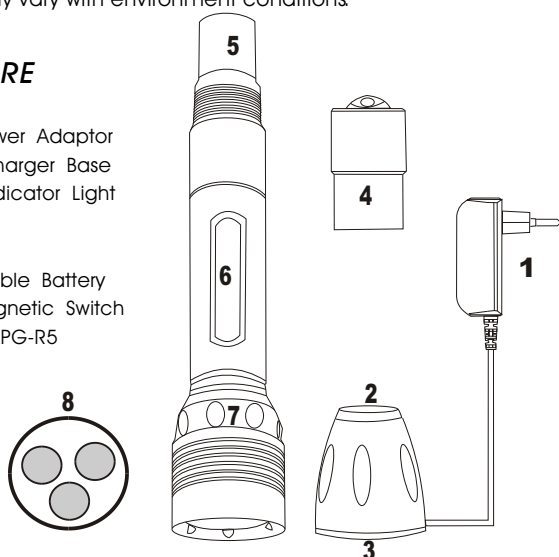
STANDARD	HIGH	MID	LOW	STROBE
	1100 LM	680 LM	240 LM	1100LM
	6 hrs	11hrs	30hrs	8 hrs
	193m (Beam Distance)			
	2200lux (Distance 1 meter)			
	0.5m (Impact Resistant)			
	IPX-8, 100meters (Underwater and Diving)			

NOTICE

Stated data has been measured according to the international flashlight testing standards in the laboratory.
The data may vary with environment conditions.

STRUCTURE

- 1.AC-DC Power Adaptor
- 2.Wireless Charger Base
- 3.Charge Indicator Light
- 4.Tail
- 5.Receiver
- 6.Rechargeable Battery
- 7.Rotary Magnetic Switch
- 8.CREE 3X XPG-R5



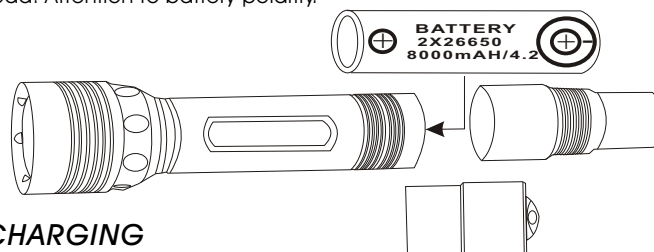
WARNING

1. Battery must be inserted with the positive (+) end toward the torch head.
2. Do not use an alternative battery
3. Avoid any impact with the receiver and glass lens.
4. Do not shine the light directly into eyes.
5. Remove from charging base when fully charged
6. No using when charging. And take down the flashlight exceed 24 hours if the charger light still flashes, then feedback to us or local distributor.

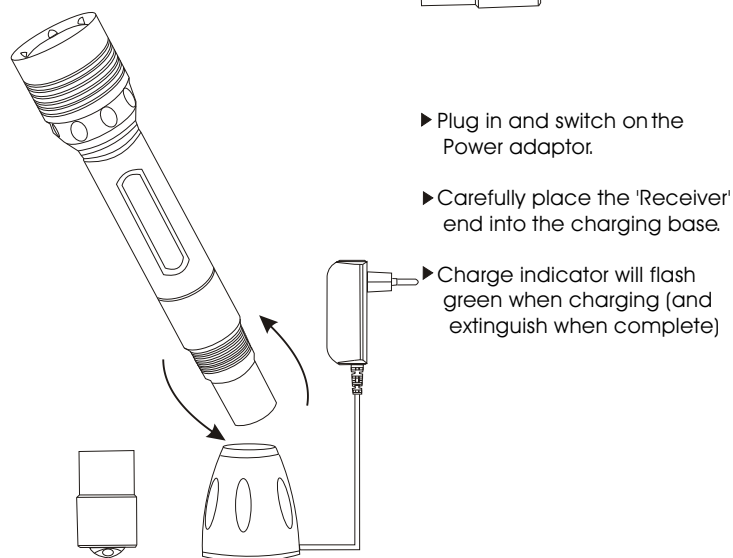
RL03 User Manual

BATTERY INSTALLATION

Insert 2X26650 Li-ion with the positive (+) end pointing toward the flashlight head. Attention to battery polarity.



CHARGING



► Plug in and switch on the Power adaptor.

► Carefully place the 'Receiver' end into the charging base.

► Charge indicator will flash green when charging (and extinguish when complete)

Note:

1. It is normal for the receiver, charging base or battery to become warm Whilst charging.
2. Take care when replacing the receiver cover, to protect the O-rings

WARRANTY

1. Your ATORCH. is covered by a full 12 months warranty. (Battery with only half-year warranty)
2. Within 14 days of purchase, if a fault occurs due to a manufacturing defect your ATORCH. will be replaced (proof of purchase required).
3. After 14 days and within 12 months of purchase your ATORCH. will be repaired or replaced (excludes accidental damage or damage caused by misuse).
4. Exceed the 12 months warranty period, your ATORCH. will be repaired at cost (if repairable). In all cases, the cost of any inward and outward shipping will be the customer's responsibility.

Please Note The warranty does NOT cover the following:

1. Damage caused by disassembly or modification.
2. External cosmetic damage, caused by normal use or misuse.
3. Damage caused by incorrect battery insertion (reversed polarity) or battery leakage.

Details of warranty service, please contact with your regional Distributor/dealer or send an email to info@atorch.net directly.

Web site: www.atorch.net
TEL: 086-0769-87181428
ATORCH LIGHTING