

USER'S MANUAL

REJUVENA sL ULTRASONIC AND ION SKIN CARE SYSTEM

Congratulations! You are a proud owner of a Rejuvena sL.

The Rejuvena sL is a high-tech skin treatment system. It will benefit everyone who uses this system. It makes you feel younger, and it promotes an active lifestyle. The Rejuvena sL is an advance care system that will beautify your skin and make it feel and look healthy. For more effective use, please read this manual carefully.

INSTALLATION

- 1) First, find a good location to place the Rejuvena sL. (A flat and stable place.)
- 2) Insert the plug of the AC adapter in an AC outlet.
- 3) Put the body of the Rejuvena sL into the charger. When the unit is located properly, the indicator will light, and Charging will begin.



BATTERY CHARGE

- 1) Recharge the Rejuvena sL when it beeps, signaling that the battery is low.
- 2) Some generation of heat will occur when charging which is an ordinary condition.
The Rejuvena sL is ready to be used in approximately two hours

CHARACTERISTICS OF THE REJUVENA sL.

New Rejuvena sL has 1 Button.

- 1) Press 1 time : Turns on Ultrasonic (30,000/vps) and Negative Ion (galvanic deep cleansing) together.
- 2) Press 1 more time : Turns on Ion transmitter for Liquid Vitamin C Nutrition.
- 3) Press 1 more time : Turns off

FUNCTION OF THE REJUVENA sL

- 1) Ultrasonic and Negative Ion : Increase collagen, Removes old cells and other toxins, and Galvanic deep cleansing.
- 2) Ion transmitter : Lifting, Nutrition, transmit Liquid Vitamin C to deep inside skin.

* Preliminary Preparation. Use Pure O+ for Facial Care. Pure O+ for troubled skin treatment which restores your skin to a healthy condition.

RICHWAY

Rejuvena sL

Wonderful skin begins here!

*Experience the effectiveness of the Ultrasonic,
and Negative Ion System in improving Skin roughness.
Smooth, Lustrous Skin is revealed gently and naturally.*

*Richway developed the technology of the Rejuvena sL
and scientifically created it to respond to the real needs of aging skin.*

*When the skin is unable to exfoliate naturally,
the surface of the skin begins to build up old cells,
and its appearance becomes dull.*

www.richwayusa.com

REJUVENA

ULTRASONIC CARE

RICHWAY

STEP 1. HOW TO USE THE REJUVENA ULTRASONIC CARE UNIT WITH NEGATIVE ION MODE

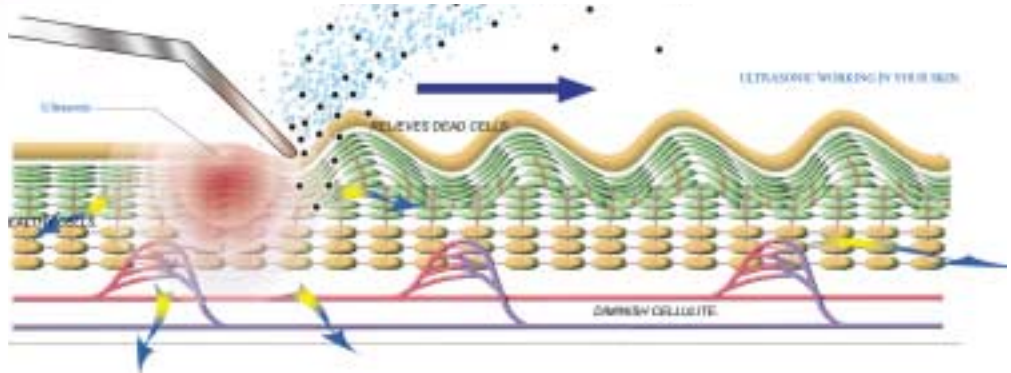
Clean and healthy skin starts with cleansing. The "Sonic" mode helps to retrieve the original healthy skin by removing the old dead cells and other contaminations.

- First, remove the make up, and wash your face.
- If possible, moisturize the horny layer with a steam towel or facial steamer.(this stage can be omitted)
- Apply pure O+ (pH 6.5) to the skin.
- Push the button.
 - Gently Massaging. Apply the blade to your skin.
- The blade removes the old cells and other toxic substances by slowly moving the blade against the skin. (5~10 minutes)
- When Pure O+ runs out, apply more at any time.
- When you are finished using the [sonic and Negative Ion] function, turn the power off, and then wash the face with a cold wet towel.



Magnesium (Mg⁺) and Aromatherapy (Lavender)

Use blade side



STEP 1. SOFT PEELING FUNCTION.



① Facial Care Spray

By applying pure O+(6.5pH) Ionized Mineral Water to your skin, a Healthy, Youthful Glow will result. Reduces the Appearance of Fine, Dry Skin Lines. (Preliminary Preparation)



Ultrasonic Mode

② Start by Gently Massaging Forehead & Cheeks(Ultrasonic)

A slight stroking motion on the Forehead and cheeks, Short and Straight each 3 times. Blade side



Ultrasonic Mode

③ T-zone & Sides of the Nose

A gentle massaging of the T-zone & sides of the Nose, 10 times.

Blade side



Ultrasonic Mode

④ Mouth & Cheek Area

Massage the area around the Mouth using Straight motion, 10 times.

Blade side



Ultrasonic Mode

⑤ Lines Around Cheek, Nose, Above & Under Lips

Use a gentle stroke, 10 times.

Blade side



Ultrasonic Mode

⑥ Neck Area

Gently massage lines on Throat with a down to up motion, 10 times. (Do not touch center Area)

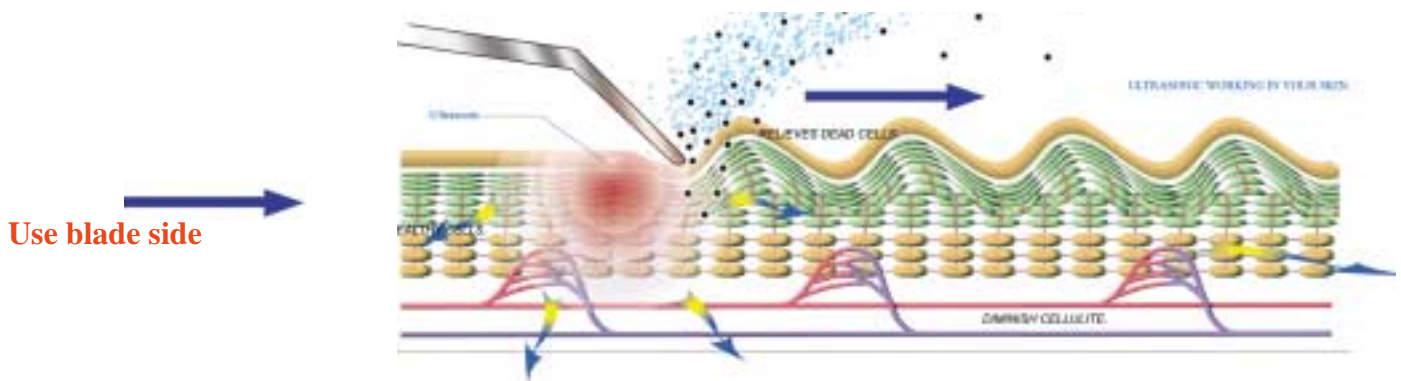
Blade side

* Use the sonic mode about once a week. For users with sensitive skin, once every two weeks is appropriate. Use a steam towel and facial steamer to help remove old cells.

The Negative ion mode helps to absorb fat and waste cells deep inside pores.

- Apply pure O+(pH6.5) to the skin.
- Use it with the blade facing down, as shown in the picture. (Sharp side)
- Use about 10 minutes

Rejuvena sL Combining Ultrasonic Massage to Enhance the Effectiveness of this Advanced Technology. Beautiful skin has a supple, soft, silky texture. Over time, the skin becomes dry, rough, and less resilient. Rejuvena sL's Ultrasonic System helps encourage the body's natural beauty rhythms to restore a younger-looking appearance while bringing vitality and smoothness to the skin.



NEGATIVE ION FUNCTION.

Deep cleansing-Ion delivers nourishment into the skin, using electrical repulsion. The skin begins to build up old & dead cells with waste materials. Negative Ions dramatically enhance your skin's natural condition. Decreases appearance of lines and wrinkles, increases moisturization, for healthier, younger-looking skin, today and tomorrow. Negative Ion massages will give you a soft and supple skin and deep cleansing. Fine wrinkles are a sign that the skin is aging, and also a sign of dry skin. The Rejuvena sL system's negative ions eliminate waste materials and toxin from the skin.

Description of the Product

Purpose and Concept of the Product

Ultrasonic scrubber, the most frequently used beauty instrument in dermatologist and beauty clinics, has been too expensive and too big to be used at homes.

La Belle is a world level beauty aid instrument which has dramatically decreased the instrument in price and size, increased convenience, as well as maintaining the performance of the instrument used in clinics.

Strong ultrasonic vibration, generated at the tip of the scrubber, causes the Acidic water to get mix with serum, toxic substances, bacteria, cosmetic residue, etc., and then strong vaporization will remove the horny substances, serum, and etc.

Ion transmitter

Moving direction of the scrubber.

Holding the blade facing down will further the efficacy of massage to the hypodermis, activate the cells deep under the skin, and expedite circulation of blood and metabolism. Also it helps to soften the skin and mitigate wrinkles.

Uses caused by outside electrical force to permeate cosmetics into the skin.

Ion transmitter, a widely used method in the fields of dermatologist, emits feeble electric current to the skin to lower the skin barriers, and used electrical repulsion to deliver the nutrients of cosmetics to deep under the skin.

Rejuvena sL has adopted it for home-care use. By using the ~-ion ~ mode, Vitamin C and ion elements of cosmetics can more easily permeate into skin, and the ~+ion ~ mode helps permeation of mineral elements into skin.

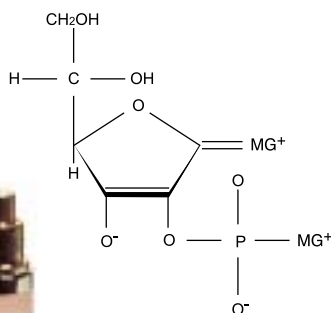
Characteristics of Product

- Ultrasonic peeling function using ultrasonic vibration in the 25kHz ' s.
- Portable compact size(body 124g)
- Auto power off function when not using
- Easy to check the status with LED lamp
- Fast recharging
- Portable case provided

*Use the Negative Ion mode everyday or twice a day.

PURE O+, PURE C LIQUID, AND ESSENTIAL CREAM

Magnesium (Mg⁺) and Aromatherapy (Lavender)



PURE O PLUS IONIZED MINERAL WATER PROFESSIONAL FORMULATION

SAFETY - ALLERGY DERMATOLOGIST TESTED.

Richway PURE O PLUS, Ionized mineral water. Control pH level 6.5 protect your younger looking skin. This technologically advanced moisturizing protects the skin from damage and repairs the already damaged skin.

Directions : Spray before using the Rejuvena Ultrasonic or Negative Ions. Outward motion to face and neck, avoiding the eye area.

PURE O PLUS WITH AROMATHERPY(LAVENDER)

Lavender has been extensively used in herbalism. An Infusion of lavender is claimed to soothe and heal. Lavender is frequently used as an aid to sleep and relax. Extract of lavender is claimed to heal acne. It is also used in the treatment of skin burns and inflammation. There is scientific evidence to support the effectiveness of some of these remedies. Especially the anti-inflammatory effect.

Ingredients : Water(Agua), Magnsium. Lavender Extract.

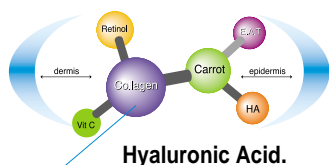
PURE C LIQUID IONIZED VITAMIN C. PROFESSIONAL FORMULATION

SAFETY - ALLERGY DERMATOLOGIST TESTED.

PURE C. Liquid Advanced C serum is a Unique, oil free patented Vitamin C formulation that contains powerful Anti-oxidants designed to help reduce the visible signs of aging and sagging skin.

Directions : Use before using the Rejuvena Ion transmitter mode. Use outward motion to face and neck, avoiding the eye area.

Ingredients : Water(Aqua). Assorbic Acid. Zinc Sulghate Glycine. Sodium. Grape seed. Methyc paraben.



BIO ESSENTIAL CREAM

Net wt. 1.7oz(50g)



BIO ESSENTIAL CREAM PROFESSIONAL FORMULATION

SAFETY - ALLERGY DERMATOLOGIST TESTED.

Essential cream is designed to reduce the appearance of sagging skin and wrinkles.

Direction for use : Gently blend the cream over your skin, using long, smooth, upward strokes after finishing the Ion transmitter treatment.

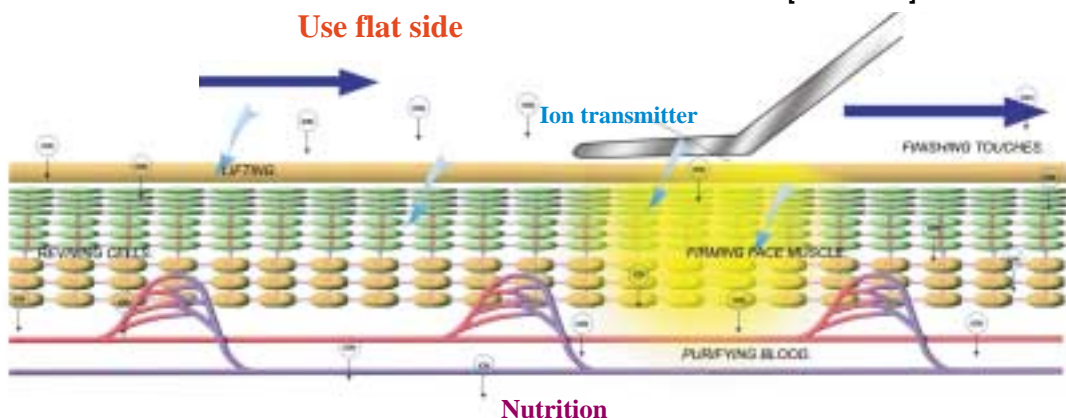
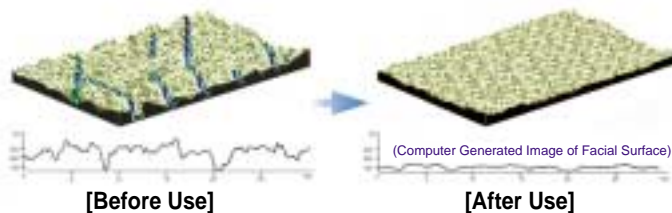
Ingredients : Water(Aqua). Hyaluronic Acid. Squalane. Elastin. Tocopherol. Acetate. Methyl paraben.

PURE O+ WITH MAGNESIUM (MG⁺) AND AROMATHERAPY (LAVENDER)

STEP 2. HOW TO USE Ion Transmitter with Vitamin C

- Push the Button I more Time
- Apply pure C Liquid(ionized vitamin C) to the skin.
 - Use it with the blade facing down. (Flat side)
- Moving from the lower part of the face to the upper part of the face will have skin lifting effect. When finished, apply [Essential Cream] *Richway's Cosmetic Code 3.

Experience the effectiveness of the Ultrasonic and Negative Ion System in improving Skin Roughness



The Ion transmitter mode helps the original skin absorb moisture and nutrients, after the old cells have been removed. The mixture of sonophoresis and ion tophoresis allows the beneficial substances of cosmetics to be delivered more efficiently into the skin.

STEP 3. ION TRANSMITTER FUNCTION(SONIC AND POSITIVE ION COMBINATION)

As sonophoresis and ion tophoresis happen at the same time, the results will turn out even better. Widens the gap between the cells by the ultrasonic waves, and the electrical repulsion of the ion tophoresis will help the beneficial substances of the cosmetics to more effectively penetrate the skin. Ion transmitter or Positive Ions penetrate quickly and deeply into the skin. It prevents freckles, acne, and wrinkles by keeping the skin clean and soft from the effects of Ionized Vitamin C.



① Ionized vitamin C

By applying pure C liquid ionized vitamin C to your skin, a Healthy, Youthful Glow will result. Reduces the Appearance of Fine, Dry Skin Lines.



Ion transmitter Mode

② Start by Gently Massaging Forehead & Cheeks(Ultrasonic)

A slight stroking motion on the Forehead and cheeks, Short and Straight each 5 times. Flat side



Ion transmitter Mode

③ T-zone & Sides of the Nose

A gentle massaging of the T-zone & sides of the Nose, 10 times.

Flat side



Ion transmitter Mode

④ Mouth & Cheek Area

Massage the area around the Mouth using Straight motion, 10 times.

Flat side



Ion transmitter Mode

⑤ Lines Around Cheek, Nose, Above & Under Lips

Use a gentle stroke, 10 times.

Flat side



Ion transmitter Mode

⑥ Neck Area

Gently massage lines on Throat with a down to up motion, 10 times. (Do not touch center Area)

Flat side

* Use the Ion transmitter mode everyday or twice a day.

REJUVENA sL ULTRASONIC FACIAL CARE

1) Ultrasonic Massage / Unbelievable effects

The Rejuvena sL generates a wide range of ultrasonic vibrations, the 30,000/vps setting allows nutrition to penetrate deep into the skin through the Netzschicht layer. The result is healthy and supple skin, and better blood circulation, removing wrinkles. The special effect of the micro-vibrations of ultrasonic massage is the double effect of a pull and push movement in a vacuum, the micro-vibrations generated by ultrasonic massages all the skin cells. When the skin cells are influenced by the micro-vibrations, the waste material and toxin are eliminated from the cells naturally. When the vibrations stop, fresh nutrition is absorbed into the cells to fill the space made by the elimination of waste materials. When these processes are repeated, enough hormones are supplied to the skin cells that the cells are reactivated.

2) Negative Ions / Deep cleansing(Galvanic)

When Negative Ions are used, it greatly improves blood circulation, and it penetrates deeply into the derma layer and basic cell layer, as well. This removes the wrinkles, contracts the sweat pores, and makes the skin supple. The stimulus of Negative Ions deeply massages face muscles removing deep wrinkles.

3) Ion transmitter is used with the Ionized Vitamin C

The Rejuvena sL was developed considering various characteristics of the body. So, various effects can be achieved with only one massage. Especially, you will see the better results of moisturizing and preventing wrinkles with the Ionized Vitamin C.

4) In conclusion, the Rejuvena sL does the following :

Aged skin will become supple. Since Ultrasonic waves stimulate skin muscles with vertical and centrifugal movements, Ultrasonic reactivates the aged skin cells, making the skin supple and healthy, making a beautiful face surface.

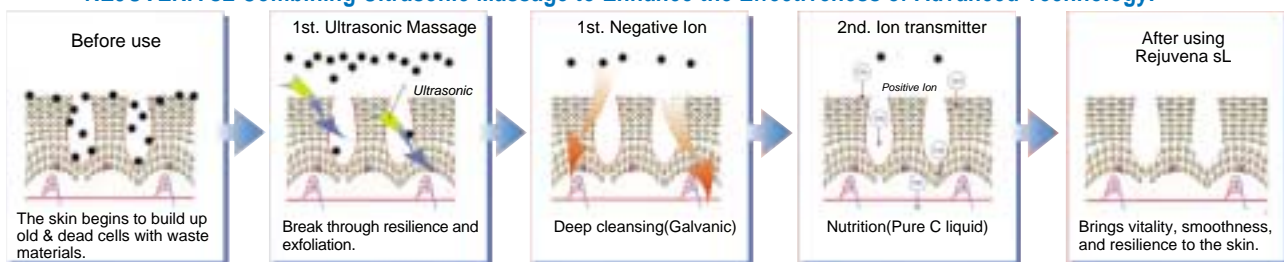


You will get clean skin. The major reason for skin problems is waste material in the skin cells, and a drop of metabolism of the skin cells. Ultrasonic Micro-Vibrations (30,000 vps) penetrates deeply into the skin eliminating waste material, and stimulating the metabolism of the skin cells so it will give you healthy and clean skin.

5) Why does the Human Age?

Is there any possible way to maintain a youthful look? To satisfy the desire of women who want to keep a youthful look, new technologies to prevent aging have been developed. The cause of wrinkles will be decreased. The skin has a hard time absorbing nutrition. The remarkable effect of the Rejuvena sL High Tech Ultrasonic Skin Care System (which was developed considering the above physiological mechanisms) has been proven to reverse the Aging Process.

REJUVENA sL Combining Ultrasonic Massage to Enhance the Effectiveness of Advanced Technology.



Beautiful skin has a supple, soft, silky texture. Over time, the skin becomes dry, rough, and less resilient. Rejuvena sL Ultrasonic System helps encourage the body's natural beauty rhythms to restore a younger-looking appearance while bringing vitality and smoothness to the skin.

BE CAREFUL WHEN USING THE REJUVENA SL

- 1) Keep it away from water in the bathroom or sauna.
- 2) When used more than 30, the unit will turn off automatically.
- 3) If your skin becomes irritated, stop using immediately and consult your therapist.
- 4) Do not use on irritated skin, such as abscesses or eczema.
- 5) When you finish massaging, clean the roller with a soft, clean cloth or tissue paper.
- 6) The Rejuvena sL is a high-tech precision instrument. Do not store it where the temperature or humidity is high. Prevent physical shock such as dropping. Do not leave in your car on a hot day.
- 7) If you have not used the Rejuvena sL for an extended period of time, the unit should be charged. It can be used for a total of approximate. 2 hours before it needs to be charged again.
- 8) Keep the charger clean by wiping it with a clean cloth or tissue paper.
- 9) Do not put any other object in the charger.
- 10) Only use an adapter that is compatible with the Rejuvena sL, or the unit can be damaged.
- 11) Be very careful when disassembling the Rejuvena sL because it is a precision instrument that requires care in handling.
- 12) If there is any problem with the unit, contact RichWay International to request repair service. (The warrantee will not be honored if you disassemble the instrument.)
- 13) The instrument automatically turns off after 30 minutes. This does not mean there is any problem with the unit, it is a safety feature.
- 14) If you encounter any problem while using the Rejuvena sL, contact RichWay International at (808)589-2800, and ask for the Service Department.
- 15) Damage caused by mishandling or carelessness will not be covered by the warrantee.