

PAS08FN82448 User's Manual

HC(S)08 Programming Adapter

PAS08FN82448UM

Revision 0.1, June 2005



PAS08FN82448 Quick Start Guide

The PAS08FN82448 is a low-cost universal programming adapter for HC08 and HCS08 family MCUs. It is designed to work with programmers that use a 16-pin MON08 interface for HC08 MCUs or a 6-pin BDM interface for HCS08 MCUs. It supports 8-pin DFN packages, 24-pin QFN packages and 48-pin QFN packages.

1 - Connect wire jumpers

MON08 connector J2 has the same pin signals as header J3. For MON08 programming, you must connect the supplied jumpers from J3 to J11 for 8-pin DFN devices, from J3 to J12 for 24-pin QFN devices or from J3 to J10 for 48-pin QFN devices. BDM connector J7 has the same pin signals as header J9. For BDM programming, you must connect the supplied jumpers from J7 to J11 for 8-pin DFN devices, from J7 to J12 for 24-pin QFN devices or from J7 to J10 for 48-pin QFN devices. Headers J4 and J5 provide additional jumper connections to VDD and GND for both MON08 and BDM interfaces. The jumpers provide power and programming signals from the programmer to the MCU in the socket. Connections will vary depending on the specific device you are using. Refer to the device data sheet and the programmer documentation for connection information.

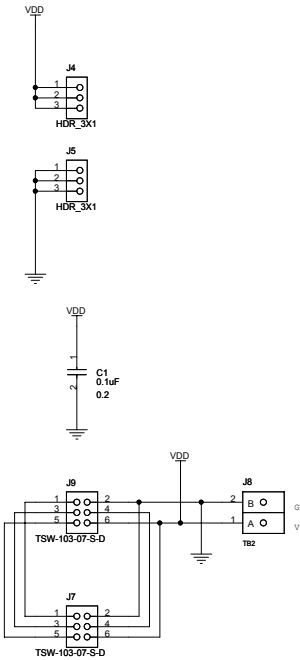
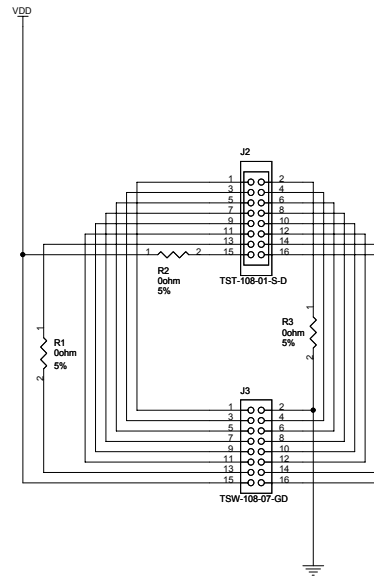
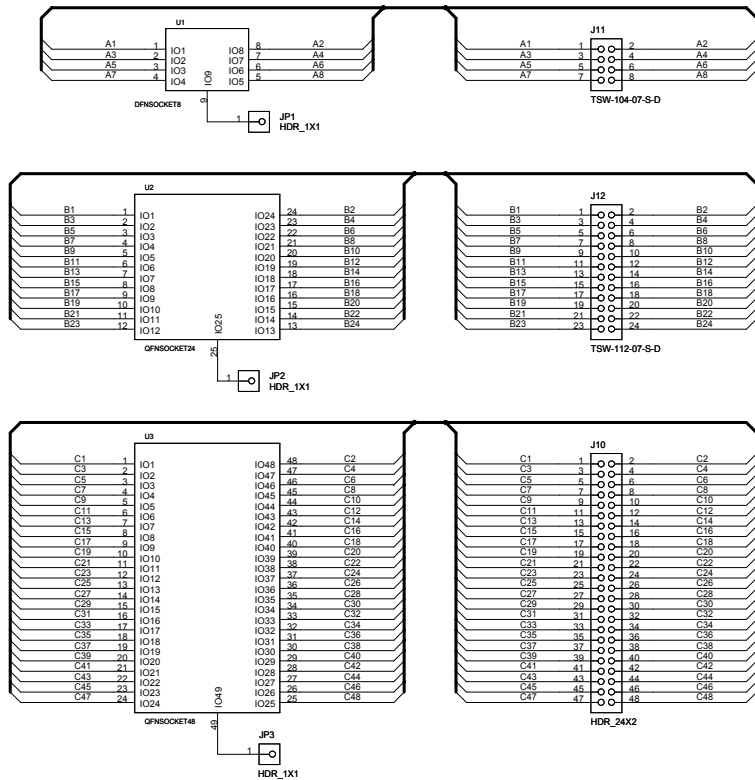
2 - Insert a device to be programmed

Be sure that power is removed before inserting a device. Socket U1 is used for 8-pin DFN devices, socket U2 for 24-pin QFN devices or socket U3 for 48-pin QFN devices. Open the desired socket and insert the MCU. You should not use force when closing the socket lid. Close the socket latch to secure the device.

3 - Connect the MON08 or BDM programmer and program the device

Connect a MON08 programmer to connector J2 of the programming adapter board or connect a BDM programmer to connector J9 of the programming adapter board. Be sure to verify that pin one of the programmer cable connects to pin one of the connector. If you are programming using BDM, you may need to supply power using connector J8. You may now use the programmer to program the inserted device. Refer to your programmer documentation for further operating instructions. Once the programmer indicates that the device has been properly programmed you may turn off power, open the socket and remove the device.

Item	Quantity	Reference	Part	Agile PN	Mfg_Name01	Mfg_PN01	Description
1	1	C1	0.1uF	150-75022	KEMET	C410C104M5U5CA	CAP CER 0.1UF 50V 20% Z5U TH
2	3	JP1,JP2,JP3	HDR_1X1	210-75437	FCI	68001-601	HDR 1X1 TH 100MIL SP 330H AU
3	1	J2	TST-108-01-S-D	210-75459	SAMTEC	TST-108-01-S-D	HDR 2X8 TH 100MIL CTR 330H AU SHRD
4	1	J3	TSW-108-07-GD	210-11112-00	SAMTEC	TSW-108-07-GD	CONN,HEAD,2X8,STRAIGHT,OPEN
5	2	J4,J5	HDR_3X1	210-75441	FCI	68001-603	HDR 1X3 TH 100MIL SP 330H AU
6	2	J7,J9	TSW-103-07-S-D	210-75698	SAMTEC	TSW-103-07-S-D	HDR 2X3 TH 100MIL CTR 330 AU
7	1	J8	TB2	210-75422	TYCO	1437671-1	CON 2 TB FLIP TH
8	1	J10	HDR_24X2	210-75505	SAMTEC	TSW-124-07-S-D	HDR 2X24 TH 100MIL CTR 330H AU
9	1	J11	TSW-104-07-S-D	210-75541	SAMTEC	TSW-104-07-S-D	HDR 2X4 TH 100MIL CTR
10	1	J12	TSW-112-07-S-D	210-75091-00	SAMTEC	TSW-112-07-S-D	CONN,HEAD,2X12,.025
11	3	R1,R2,R3	0ohm	470-75022	YAGEO AMERICA	ZOR-25-	RES TF 0 OHM 1/4W 5%
12	1	U1	DFNSOCKET8	210-75695	PLASTRONICS SOCKET COMPANY, INC	08TN80T14040	SKT CLAM DFN 8 PINS
13	1	U2	QFN SOCKET24	210-75705	ENPLAS	QFN-24-0.5BT-0.5-01	SKT CLAM QFN 24 PINS
14	1	U3	QFN SOCKET48	210-75706	ENPLAS	QFN-48(56)BT-0.5-01	SKT CLAM QFN 48 PINS



How to Reach Us:

USA/Europe/Locations not listed:

Freescale Semiconductor Literature Distribution
P.O. Box 5405, Denver, Colorado 80217
1-800-521-6274 or 480-768-2130

Japan:

Freescale Semiconductor Japan Ltd.
SPS, Technical Information Center
3-20-1, Minami-Azabu
Minato-ku
Tokyo 106-8573, Japan
81-3-3440-3569

Asia/Pacific:

Freescale Semiconductor H.K. Ltd.
2 Dai King Street
Tai Po Industrial Estate
Tai Po, N.T. Hong Kong
852-26668334

Learn More:

For more information about Freescale Semiconductor products, please visit
<http://www.freescale.com>

Information in this document is provided solely to enable system and software implementers to use Freescale Semiconductor products. There are no express or implied copyright licenses granted hereunder to design or fabricate any integrated circuits or integrated circuits based on the information in this document.

Freescale Semiconductor reserves the right to make changes without further notice to any products herein. Freescale Semiconductor makes no warranty, representation or guarantee regarding the suitability of its products for any particular purpose, nor does Freescale Semiconductor assume any liability arising out of the application or use of any product or circuit, and specifically disclaims any and all liability, including without limitation consequential or incidental damages. "Typical" parameters which may be provided in Freescale Semiconductor data sheets and/or specifications can and do vary in different applications and actual performance may vary over time. All operating parameters, including "Typicals" must be validated for each customer application by customer's technical experts. Freescale Semiconductor does not convey any license under its patent rights nor the rights of others. Freescale Semiconductor products are not designed, intended, or authorized for use as components in systems intended for surgical implant into the body, or other applications intended to support or sustain life, or for any other application in which the failure of the Freescale Semiconductor product could create a situation where personal injury or death may occur. Should Buyer purchase or use Freescale Semiconductor products for any such unintended or unauthorized application, Buyer shall indemnify and hold Freescale Semiconductor and its officers, employees, subsidiaries, affiliates, and distributors harmless against all claims, costs, damages, and expenses, and reasonable attorney fees arising out of, directly or indirectly, any claim of personal injury or death associated with such unintended or unauthorized use, even if such claim alleges that Freescale Semiconductor was negligent regarding the design or manufacture of the part.

Freescale™ and the Freescale logo are trademarks of Freescale Semiconductor, Inc. All other product or service names are the property of their respective owners.

© Freescale Semiconductor, Inc. 2005.