






## User manual for Model CS1305 Selfie sticks pole

### 1.Compatible for android and ios.

1)Iphone Ios 5.0.1 or above,For ios system above 5.0.1, no need any app, PLUG 3.5mm audio line into your mobile and then press the button on mono pod to take pictures.

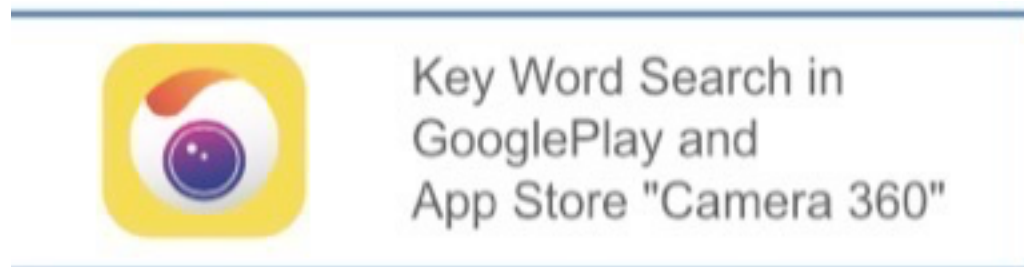
2)Android 4.2.2 or above, but need download camera360 app and need configuration

Compatible devices		
Compatible with Android 4.2.2 OS or newer and iOS 6.0 or newer		
Compatibility List	inbuilt camera app	camera360 app
iPhone 5s/5c/5, iPhone 4s/4, iPad 3/2, iPad mini, iPad with Retina Display, iPod touch 4th generation or newer.		
HUAWEI Samsung Galaxy S2/S3/S4+, Note 1, Note 2, Note3+, Tab 2, Note 8,10.1 + Moto X / Nexus 4,5,7+ / Xiaomi IS, 2S, 3+		
Sony Xperia 5 <div></div> Other android phones	not usa	

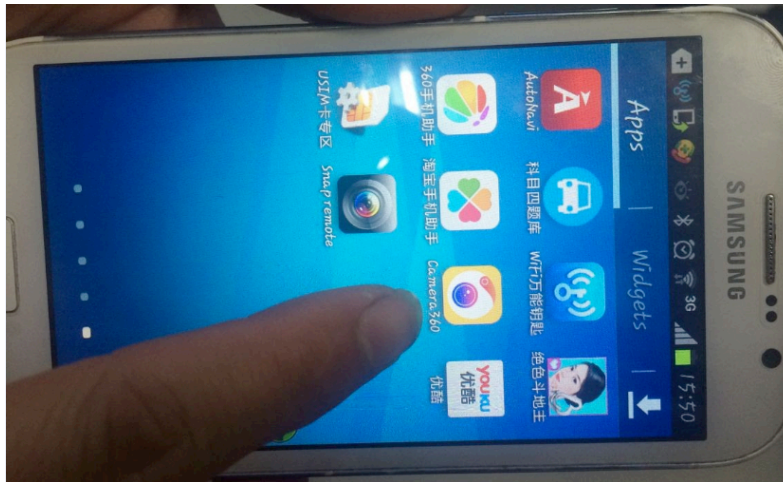
### A.Installation and usage

For android system above 4.2.2, plug 3.5mm audio line into your mobile and then press the button on mono pod to take pictures.


If still not work, download the camera 360



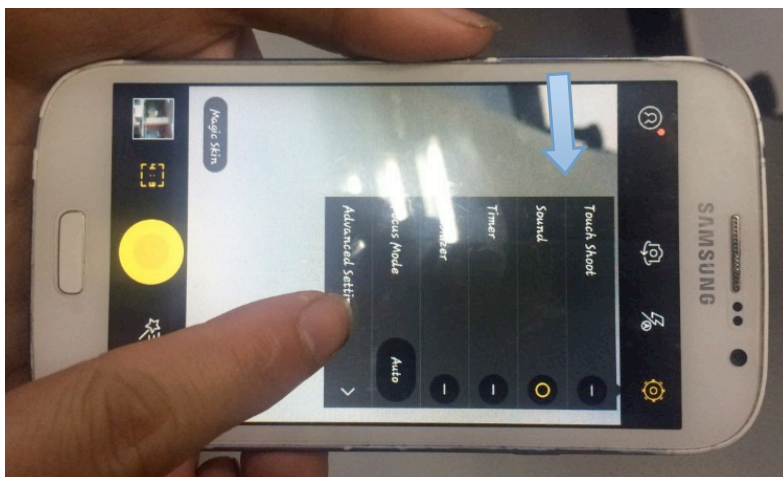
,then open the advanced setting and find the Camera setting,adjust the sound function into Photographed function then take pictures.



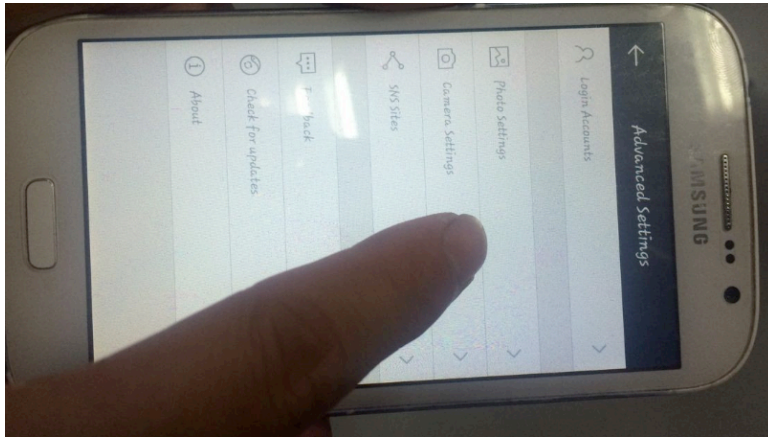
1.To Download the camera 360



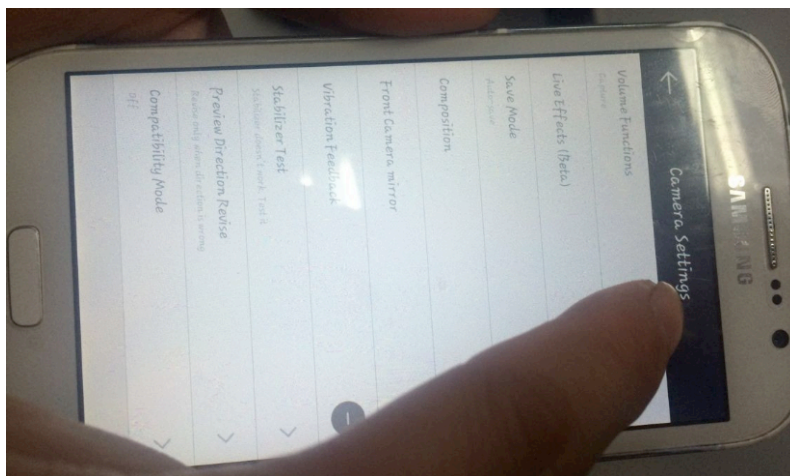
2.Clicking into the setting function



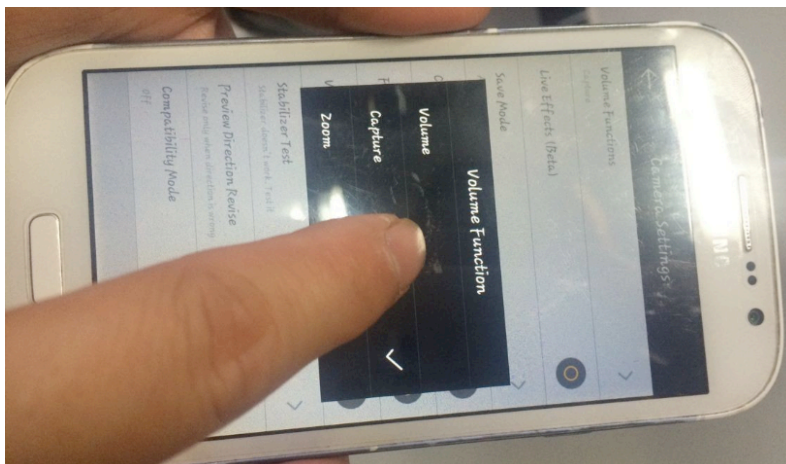
3.Clicking into the Advanced setting function



4. Clicking into the camera setting function



5. Making camera setting into Photographed function



6. Finished the above operating steps and then take pictures

## 2. Features of Selfie sticks pole

1. No need to connect Bluetooth, only using the 3.5mm Audio to take photo.
2. Charge-free. It is very convenient to carry with you without charging.

3. Plug and play. Compatible for android and ios. For android system above 4.2.2, if still not work, download the camera 360, then find the Volume setting, change it to Photographed function. For ios system above 5.0.1, no need any app, plug into earphone hole and take photos.

4. There has groove in the pole which can lock the pole to make sure get the clear pictures. The sizes of our poles are made according to the level rule. It is very convenient for long-time using and fix your mobile phone tightly.

5. High sensitive buttons and amazing design all meet the aesthetic principle. Portable, light and handy, functional. It can be used in some special higher and lower angel.

### **3.Specification of selfie sticks of pole:**

Carton size:46x30x30

PC/CTN:50

Ctn:20

G.W/Ctn:10.4kg

Extend length:25-110cm

### **4.Packing contain:**

1x Camera & Mobile phone monopod

1x Mobile phone clip holder

1x Retail package

1x User Manual