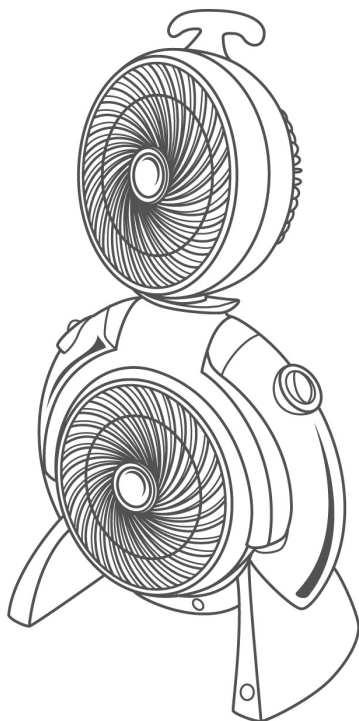




10" High Velocity Dual Fan

MODEL: FSQQ



Thank you for your purchase.
Please read thoroughly and save this instruction booklet for future reference.

CONTENTS

1 Parts Identification

1 Specifications

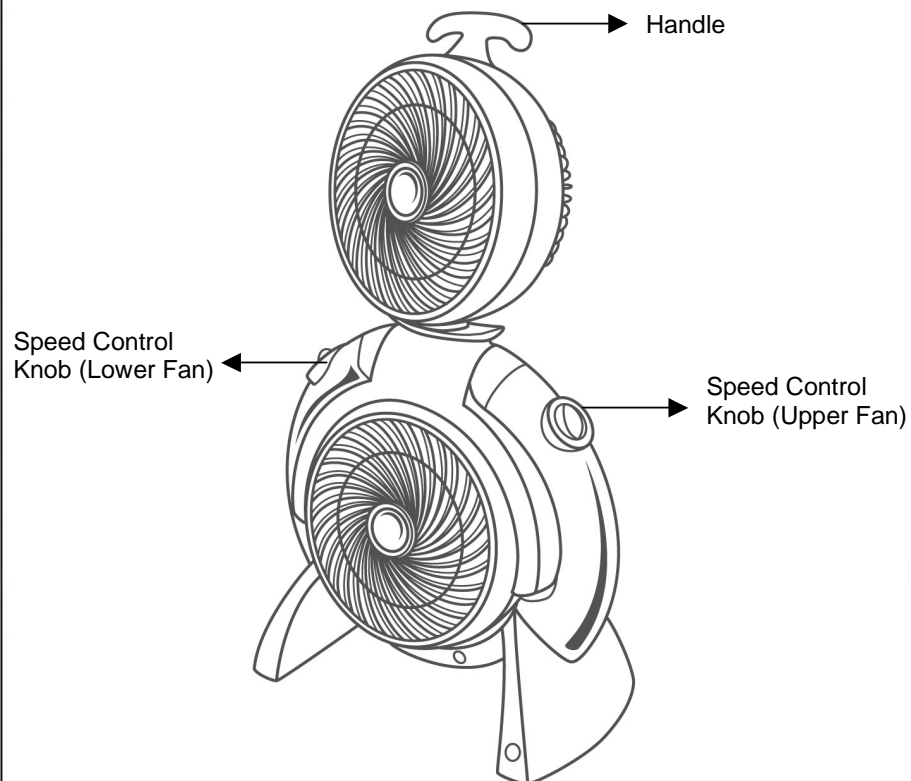
2 Safety Precautions

3 Operating Instructions

4 Care and Maintenance

4 Your warranty

PARTS IDENTIFICATION



SPECIFICATIONS

INPUT VOLTAGE	120V / 60Hz
RATED POWER	60W
FAN BLADE SIZE	10 in. (upper/lower)

SAFETY PRECAUTIONS

Please read all instructions before using this product. When using electrical appliances, basic safety precautions should always be followed to reduce the risk of fire, electric shock and personal injury, including the following:

1. Use this fan only as described in this manual. **Improper usage may cause fire, electric shock or personal injury.**
2. To protect against electric shock, do not immerse unit, plug or cord in water. **Do not spray with liquid or use near water sources.**
3. This product is intended for household use ONLY.
4. This appliance has a polarized plug (one blade is wider than the other). To reduce the risk of shock, this plug is intended to fit in a polarized outlet one way only. If the plug does not fit fully in the outlet, reverse the plug. If it still does not fit, contact a qualified electrician. Do not attempt to **bypass** this safety feature.
5. Close supervision is necessary when any appliance is used by or near children.
6. **Turn the fan OFF and unplug from the outlet when not in use, before moving and before cleaning.**
7. **To unplug the fan, first turn the unit OFF, grip the plug and pull from outlet. Never pull or tug by the cord to remove from the outlet.**
8. **Do not operate the fan with a damaged cord, plug or any physical damage.**
9. **Always use** the fan on a dry leveled surface.
10. Do not operate in the presence of explosive and/or flammable fumes.
11. Do not place or operate near open flame or sources of heat (stove, fireplace, etc.).
12. **The use of unauthorized attachments is not recommended. This may cause fire, electrical shock, or injury.**
13. **This unit is designed for use on a 120V/60Hz outlet only.**
14. **Do not insert fingers or any objects through the grill during use. Avoid contact with moving parts.**
15. A loose fit between the AC outlet and plug may cause overheating and distortion of plug. Contact a qualified electrician to replace worn outlet.

FAN OPERATION

Speed Control Knob

SYMBOL	FUNCTION
0	Off
1	Low
2	Medium
3	High

- Turning the speed control knob to “0” will set the fan to “OFF” position.
 - Suggested fan speed:
 - Fan speed 1 (low): when indoor temperature is lower than 84°F.
 - Fan speed 2 (med): when indoor temperature is between 84 ~ 90°F.
 - Fan speed 3 (high): when indoor temperature is higher than 91°F.
- Note: Above are recommended settings, fan speed can be set according to your own preferences.

Fan Orientation

Wind orientation can be adjusted manually as follows (please refer to Fig. 1):

- A: adjust to 180° angle.
- B: adjust to 90° angle.
- C: adjust to 90° angle.

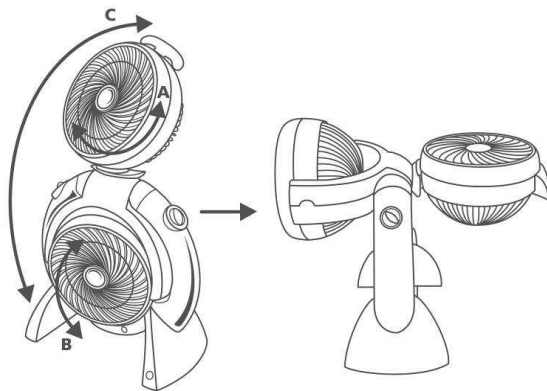


Fig. 1

- Always unplug the appliance before cleaning.
- Do not immerse the fan in water or other liquids and never allow water to drip onto the motor housing.
- Use only a soft, damp cloth to gently wipe the outer surfaces of the fan.
- To clean between **grills**, we recommend using a pipe cleaner, flexible dust **wand**, vacuum cleaner or compressed air to gently remove dust.
- Do not use gasoline, paint thinner or any other corrosive cleaning solutions.
- **If the fan will not be in use for an extended period of time, you may leave the fan assembled. Cover to protect from dust. Store in a cool, dry place.**



Your Guarantee

If this product is found to be faulty as a result of faulty materials or Workmanship within one year from date of purchase, it will be repaired free of charge.

This guarantee is subject to the following terms:

- Sunpentown must be notified of the fault.
- Proof of purchase must be presented to Sunpentown's nominated representative.
- The warranty will be void if the product is modified, misused or repaired by an unauthorized person.
- The warranty after repair will not be extended beyond the original one-year period.
- All replacement parts will be new or reconditioned.
- Parts, which are replaced, become the property of Sunpentown.
- The warranty applies for the use of the product in the USA only.

What is NOT COVERED:

- Warranty does not include freight charges.
- Incidental or consequential damage caused by possible defects with this product.
- Damage to product caused by improper power supply voltage, accident, fire, floods or acts of nature.
- Failure of product resulting from unauthorized modifications to the product.
- Improper installation or failure to perform the necessary maintenance.

This GUARANTEE is in addition to your Statutory Rights

Sunpentown Int'l Inc.
 14625 Clark Ave, City of Industry, CA 91745
 Tel: 626-336-2299 · Fax: 626-336-7116
service@sunpentown.com · www.spt-usa.com