

FCC Compliance

This equipment has been tested and found to comply with the limits for a class B digital device, pursuant to Part 15 of the FCC rules. These limits are designed to provide reasonable protection against harmful interference in a residential installation. This equipment generates, uses and can radiate radio frequency energy and, if not installed and used in accordance with the manufacturer's instructions, may cause interference harmful to radio communications.

There is no guarantee however, that interference will not occur in a particular installation. If this equipment does cause harmful interference to radio or television reception, which can be determined by comparing the equipment off and on, the user is encouraged to try to correct the interference by one or more of the following measures:

- Reorient or relocate the receiving antenna.
- Increase the separation between the equipment and receiver.
- Connect the equipment into an outlet on a circuit different from that to which the receiver is connected.
- Consult your supplier or an experienced radio/TV technician for assistance.

Warning: Changes or modifications to this unit not expressly approved by the party responsible for compliance could void the user's authority to operate this equipment.

Safety Information

Caution: To reduce the risk of fire or injury to persons, read and follow these instructions.

Do not dispose of headset in a fire. The cells may explode.

Check with local codes for possible battery disposal instructions.

Use only the supplied charging unit to charge the headset from an AC voltage or wall outlet.

If the headset becomes hot during charging, disconnect the AC adapter from the wall and contact qualified support personnel.

Do not disassemble the AC adapter of this product as it may expose you to dangerous voltages or other risks. Incorrect reassembly can cause electric shock when the product is subsequently used.

Table of Contents

SAFETY AND WARRANTY INFORMATION

- Warranty
- FCC Compliance
- Safety Information

TABLE OF CONTENTS

INTRODUCTION AND GENERAL INFORMATION

CONTENTS IN PACKAGES

PARTS OF THE PRODUCT

- Diagram/Terms
- Indicator Lights

GENERAL OPERATION

- Using Your Headset for the First Time
- Step One: Attach Adapter
- Step Two: Turn On Adapter

TIPS AND SUGGESTIONS

TROUBLESHOOTING

Do not use the charger outdoors or in damp areas.

Only charge the headset battery in accordance with the instructions of this manual.

Never submerge your headset in water or other liquids. Protect your headset from spills, excessive rain, and wet locations.

Do not use liquid cleaners or aerosol cleaners as they may damage the headset or finish of the headset. Use a dry cloth to clean the external portions of the headset.

Do not stick anything inside the product as this may damage internal components.

This product conforms to the following safety standards:

ANSI/UL 60950-1 1st Ed.
CAN/CSA C22.2 No. 60950-1-03
EN 60950-1 1st Ed.

Introduction and General Information

Congratulations, and thank you for choosing FreeLinc products to enhance your two-way radio communications.

Each FreeLinc adapter is compatible with other FreeLinc communications accessories that use cutting-edge LibertyLink™ wireless technology from Aura Communications, Inc. Based on near-field magnetic induction communication (NFMC), LibertyLink supports mobility, freedom-of-motion, exceptional battery life, audio integrity, ease-of-use, durability, secure communications and comfort. LibertyLink is the first technology of its kind to be implemented into practical voice and audio solutions.

FreeLinc communications accessories operate in a “bubble” that envelops one to three meters of each user’s personal space, and is – by the laws of physics – fully private and secure. The result is an easier to use, lower cost system that makes far more efficient use of power and bandwidth than conventional RF systems.

By limiting the range and bandwidth to only what the application requires, the product achieves a very substantial savings in power. Signals are designed to propagate only within a two-meter range, enabling a huge power and battery advantage (up to six times) over standard RF technology.

Thank you for choosing FreeLinc.



Anthony J. Sutera
President & CEO

Contents in Package:

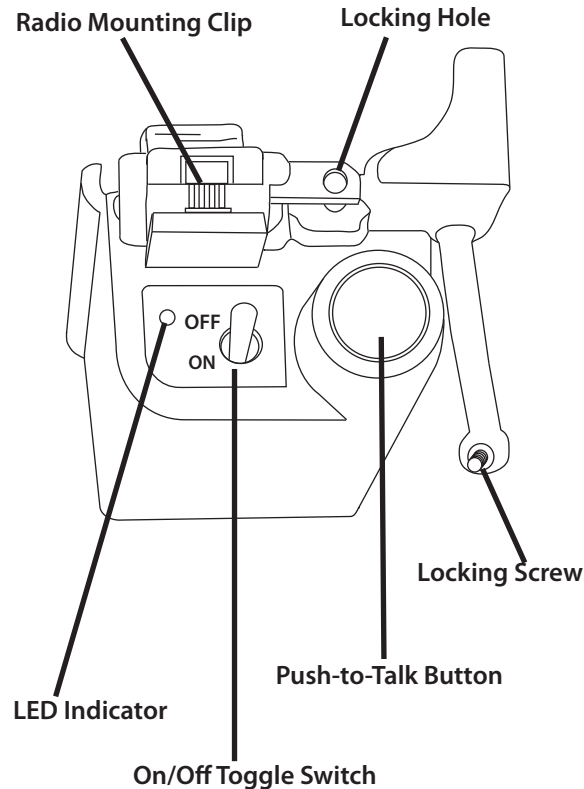
FreeLinc Adapter:

- One Adapter
- One User Guide

Parts of the Product - Adapter

Diagram/Terms

Here are the components of your FreeMotion 200 adapter.



Adapter Indicator Lights

The indicator light on your FreeMotion 200 adapter indicates wireless communication status as follows:

LED BEHAVIOR	INDICATION
Red, Flashing 2x per second	Seek mode
Green, Solid	Mate found, pairing/linking in progress
Green, Flashing 2x per second	Link active
Orange, Flashing 2x per second	VOX mode active
LED not illuminated	Sleep mode

General Operation

Using Your Headset for the First Time

Step One: Attach Adapter

Fit adapter to the accessory interface of the portable radio (see your portable radio's user manual if you need assistance locating the accessory interface). If your adapter has a mounting clip on top, this will fit into a corresponding notch on top of your portable radio. If your adapter does not have a mounting clip, use the set screw (see diagram) to secure it to your radio. When properly attached, the spring-loaded pins should align with the contacts on the accessory interface of your portable radio and adapter should fit securely.

Step Two: Turn On Adapter

Turn on your portable radio and set toggle switch to "On" position. (see diagram) Note that this will auto-

matically silence the speaker on your portable radio and route all communications to the headset.

For information on how to operate this product in conjunction with a FreeLinc communications accessory, please refer to the user manual that came with the accessory.

Tips and Suggestions

To learn more about Magnetic Induction Technology, please visit the Aura Communications Web site at <http://www.auracomm.com>.

Troubleshooting

For up-to-date troubleshooting information, to get help with a specific problem, or to contact a customer service representative, please visit www.freelinc.com, and click the "support" link or call 1-866-467-1199.

FreeLinc™

Adapter Series Adapter User Guide

Safety and Warranty Information

Warranty

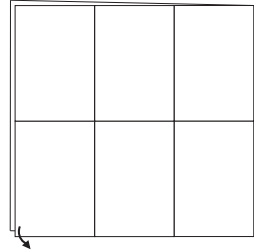
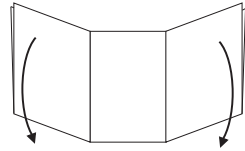
I. What this warranty covers and for how long:

- a. Radeum, Inc., doing business as FreeLinc ("FreeLinc"), warrants to Purchaser that its FreeLinc manufactured products ("Product") will substantially conform to FreeLinc's published specifications, as of the date of the Purchaser's purchase of the Product, and for one (1) year from the date of purchase (the "Warranty Period").
- b. Rechargeable batteries will be replaced during the warranty period if the battery develops leakage.
- c. FreeLinc, at its option, will at no charge either repair, replace, or refund the purchase price for warranted Product during the warranty period provided it is returned in accordance with the terms of this warranty to the place of purchase. Repair, at FreeLinc's option, may include the replacement of parts or boards with functionally equivalent reconditioned or new parts or boards. Replaced parts or boards are warranted only for the balance of the original Warranty Period. All replaced parts or Product shall become the property of FreeLinc.
- d. This express limited warranty is extended by FreeLinc to the original end user purchaser only and is not assignable or transferable to any other party. This is the complete warranty for Product manufactured by FreeLinc. FreeLinc assumes no obligations or liability for additions or modifications to this warranty unless made in writing and signed by an officer of FreeLinc. Unless made in a separate written agreement between FreeLinc and the original end user purchaser,

- FreeLinc does not warrant the installation, maintenance or service of warranted Product.
- e. FreeLinc is not responsible in any way for any ancillary equipment not furnished by FreeLinc which is attached to or used in connection with Product, or for operation of the Product with any ancillary equipment and all such equipment is expressly excluded from this warranty. Because each system which may use the Product is unique, FreeLinc disclaims liability for range, coverage, or operation of the system as a whole under this warranty.
- ##### II. What this warranty does not cover:
- a. Defects or damage resulting from use of the Product in other than its normal and customary manner.
 - b. Defects or damage from misuse, accident, water or neglect.
 - c. Defects or damage from improper testing, operation, maintenance, installation, alteration, modification, or adjustment.
 - d. A Product subjected to unauthorized Product modifications, disassemblies, or repairs.
 - e. Product which has had the serial number removed or made illegible.
 - f. Rechargeable batteries if the damage or defect is caused by charging or using the battery in equipment or service other than the Product for which it is specified.
 - g. Freight costs related to Product returned for warranty claims.
 - h. A product which, due to illegal or unauthorized alteration of the software/firmware in the Product, does not function in accordance with FreeLinc's published specifications or the FCC type acceptance labeling in effect for the Product at the time the Product was purchased.
- ##### III. How to get warranty service:
- a. Purchaser shall notify FreeLinc of any nonconformance during the warranty period, and obtain a written return material authorization

- ("RMA") and an RMA number for the nonconforming Product from FreeLinc.
- b. Purchaser shall return the nonconforming Product to the place of purchase freight prepaid.
- ##### IV. Limitation of Liability:
- a. This warranty sets forth the full extent of FreeLinc's responsibilities regarding the Product. Repair, replacement, or refund of the purchase price, at FreeLinc's option, is the exclusive remedy.
 - b. THE FOREGOING WARRANTIES ARE THE SOLE WARRANTIES, EXPRESS OR IMPLIED, GIVEN BY FREEINC IN CONNECTION WITH THE PRODUCT, AND FREEINC DISCLAIMS ALL OTHER WARRANTIES EXPRESS OR IMPLIED, INCLUDING WARRANTIES OF MERCHANTABILITY, FITNESS FOR A PARTICULAR PURPOSE, AND NON-INFRINGEMENT OF THIRD-PARTY RIGHTS.
 - c. FREEINC SHALL NOT BE LIABLE FOR ANY SPECIAL, INCIDENTAL, OR CONSEQUENTIAL DAMAGES IN CONNECTION WITH THE PRODUCT, EVEN IF FREEINC HAS BEEN ADVISED OF THE POSSIBILITY OF SUCH DAMAGES.
 - d. EXCEPT FOR CLAIMS FOR BODILY INJURY (including death) AND CLAIMS FOR DAMAGE TO REAL PROPERTY AND TANGIBLE PERSONAL PROPERTY, FREEINC'S LIABILITY FOR ALL OTHER CLAIMS SHALL NOT EXCEED THE AMOUNT PAID TO FREEINC FOR THE PRODUCT GIVING RISE TO FREEINC'S LIABILITY. THIS LIMIT OF LIABILITY ALSO APPLIES TO OUR MANUFACTURERS AND DISTRIBUTORS. IT IS THE MAXIMUM AMOUNT FOR WHICH WE ARE COLLECTIVELY RESPONSIBLE.

How to use this manual:



© 2005 Radeum Inc., DBA FreeLinc. All Rights Reserved. U.S. Patents Pending. The FreeLinc Adapter Series may not be authorized for use in some countries.

Developed Using:
LibertyLink™

US Patents 5771438, 5982764, 5972925, 6459828;1. Additional patents pending. LibertyLink and Aura are registered trademarks of Aura Communications, Inc.

