

SARGENT®

ASSA ABLOY

Profile Series v.S2

Intelligent WiFi
Access Control

Available through Authorized Channel Partners only.
Contact your local ASSA ABLOY Door Security
Solutions sales consultant for details.



Intelligent WiFi Access Control

Profile Series v.S2



SARGENT®

ASSA ABLOY

Table of Contents

Overview and Features	1
Product Features	2
S2 8200 Series Mortise Locks	3
S2 10 Line Bored Locks	4
S2 80 Series Exit Devices	5
Standard and Coastal Series Levers, Finishes & Handing	6
Studio Collection Levers	7
Ordering Gramercy Series Levers	8
Lock Management Tool	9
Access Credentials	10
Accessories and Software	11
Accessories	12
Mechanical Options & Shipping Information	13
Cylinder Options	14-15
Windstorm Certifications: UL Listed & Florida Building Codes	16
Architectural Specifications	17

Hardwiring Made Easy™



As part of their promise to provide innovative, fast and effective high security solutions to their customers, certain ASSA ABLOY Group brands offer ElectroLynx™, a universal quick-connect system that simplifies the electrification of the door opening.

ElectroLynx® is a registered trademark of ASSA ABLOY Inc.



MicroShield®

As part of their promise to provide innovative solutions to their customers, certain ASSA ABLOY Group brands offer the MicroShield® technology, a silver-based antimicrobial coating designed to inhibit the growth of bacteria.

MicroShield® is a registered trademark of Yale Security Inc., an ASSA ABLOY Group company.

MicroShield® Coating

- Revolutionary finish coating available on all SARGENT product lines, utilizes a silver-based antimicrobial compound from Agion Technologies
- As an integral part of the finish coating, MicroShield® lasts for the life of the hardware
- MicroShield® coating permanently suppresses the growth of bacteria, algae, fungus, mold and mildew. It is effective against a broad spectrum of bacteria.
- Non-toxic and completely safe. The Agion antimicrobial compound is EPA and NSF approved and FDA listed for use in medical and food preparation equipment.
- Applications: Anywhere there is need for a clean environment (hospitals, laboratories, schools, medical centers, daycare, food processing etc.)



Agion has achieved:

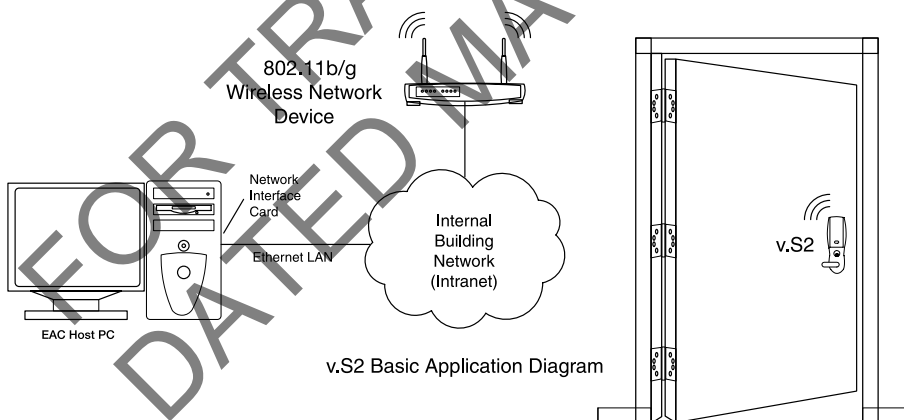


Agion's silver antimicrobial has been certified for its material content, recyclability, and manufacturing characteristics. Cradle To Cradle Certified^{CM} products meet established standards for human health, environmental health and recyclability.

Cradle To Cradle Certified^{CM} is a certification mark of MBDC.



Profile Series v.S2 Wireless Ethernet Typical Application



On the Cover

v.S2 8200 Series Mortise Lock
with a MJ Studio Collection Lever

Overview and Features

Profile Series v.S2



Overview

The SARGENT® Profile Series v.S2 intelligent WiFi products, combined with approved third party software or Lock Management Tool, provide the ability to manage hardware from a centralized location through a WiFi network. The Profile Series v.S2 provides a broad selection of technologies, features and mechanical locking means housed in a sleek, architecturally pleasing design. Programming and security management is performed utilizing the ASSA ABLOY Lock Management Tool (LMT) or a third party access control system. All products utilize a microprocessor based controller with non-volatile memory to preserve user information.

All technology features are supported by the physical security of a SARGENT ANSI Grade 1 mechanical locking device: Mortise, Bored or Exit. These access control devices allow for optimal electronic control and are UL Listed for use on fire doors. Trims and finishes are identical among the various technology offerings (v.S2-PA, v.S2-PK, v.S2-IA, v.S2-IK) allowing for a cost-effective combination and design.

All technologies with a keypad feature have the option of using pin codes as an added measure of security. Each credential can be programmed to operate the lock in a variety of modes tailored to the opening. Typical modes include Unlock, Extended Unlock, Passage and Panic.

The Lock Management Tool is a Windows®-based application that allows the programming, interrogation and overall management of the facility's Profile Series v.S2 locks (up to 50) from a centralized location. The LMT application, on a PC, and the Profile Series v.S2 locks communicate using a wireless (IEEE 802.11 b/g) infrastructure.

This centralized control satisfies the need to protect occupants in a building, including updating access privileges, audit trail reporting, alarms and door status monitoring (open/close).

About ASSA ABLOY's Authorized Channel Partner and Certified Integrator Programs

The SARGENT v.S2 is part of a stream of new ASSA ABLOY products moving from traditional mechanical locks to being extensions of access control systems in facilities. These exciting new technology-rich products require an increase in knowledge to ensure the correct selection and implementation in various environments.

To aid our customers in this area, ASSA ABLOY has created two programs that provide the necessary training to sell, order, install and service our technology products, including Integrated Wiegand, IP-enabled and self-configurable intelligent components:



- The Authorized Channel Partner (ACP) program is open to wholesale, contract hardware distributors, and access control manufacturers who sell ASSA ABLOY's technology products to security systems integrators and locksmiths, and help with product selection based on the application. The ACP is for resellers that do not install and service products.
- The Certified Integrator (CI) program provides hands-on training for security systems integrators and network administrators. Not only does this training familiarize certified integrator candidates on product features and applications, it also gives them valuable experience installing, commissioning, and troubleshooting the products in a real-world environment. This category extends to End Users that install and manage their own systems and third party lock installers as well.

For more information on the qualifications for becoming an ACP or CI, contact your local ASSA ABLOY Door Security Solutions sales consultant for details.

Profile Series v.S2 Features & Benefits

Features	Benefits
Utilizes 802.11b/g wireless network infrastructure	Cost-effective installations, no proprietary equipment required; ideal for hard-to-wire locations
Integrated ANSI/BHMA Grade 1 hardware, available in: 10 Line Bored Lock; 8200 Series Mortise Lock; 80 Series Exit Device	Flexibility to support a variety of openings; industry leading Grade 1 hardware offers the highest degree of physical security available in access control locks
Intelligence built into lock for local decision making	Lock operates regardless of network status; supports up to 2,400 users per lock and provides a 10,000 event transaction history/audit trail
Supports HID® 125 kHz prox or 13.56 MHz iCLASS® credentials; (26 - 39 bit) supports CSN reads for other common 13.56 MHz cards, including MiFare, DesFire, and Felica	Integrates easily with existing credential systems
Full iCLASS® credential authentication	Offers enhanced security through encryption and mutual authentication
Built-in door status monitoring and configurable alarm notifications	Provides real-time alarms for immediate response
Weatherseal gasket and conduit included. Shroud available.	Can be used on a variety of exterior doors
Open architecture design	Facilitates integration with any access control system
Uses six AA batteries	Easy, cost effective deployment and maintenance
Keypad option available	Two-factor authentication offers enhanced security

Powering Options

- Six (6) AA batteries included for completely wireless applications
- Hard wiring is accomplished with a 3267 Remote Power Supply (sold separately, see page 11) and ElectroLynx Hinge (sold separately)

S2 Proximity (125 kHz) Product

	Accesses per Door	With Comm Session(s)/day	Batteries will last approximately
Low Usage	60 /day	1	22 months
Medium Usage	120 /day	2	14 months
High Usage	300 /day	5	7 months

Note: Higher security products such as iCLASS may experience a slight decrease in battery life.

Product Features

Profile Series v.S2



SARGENT®

ASSA ABLOY

"S2-PA" Proximity Only or "S2-IA" iCLASS® Only Products



Exit Device shown

The "S2-PA" (proximity only) and "S2-IA" (iCLASS-only) configurations of networked access control products provide a higher level of security by utilizing proximity or iCLASS credentials only. The lock is programmed utilizing LMT or third party access control (via SDK). This configuration is ideal for high traffic applications where keypad usage is less desirable.

"S2-PK" Proximity/Keypad or "S2-IK" iCLASS/Keypad Products



Mortise shown

The "S2-PK" (proximity/keypad) and "S2-IK" (iCLASS/keypad) versions of networked access control products offers the highest level of security and flexibility. Programming and security management is done utilizing LMT or third party access control (via SDK). The "S2-PK" and "S2-IK" can be programmed to require both proximity or iCLASS credentials and Pin Code to gain entry or proximity/iCLASS only.

Hardware Features

- Lock holds 2,400 users and 10,000 events locally
- Available with key override

Proximity Credentials

- Supports all HID 125 kHz proximity formats up to 39 bits, including Corporate 1000
- Also available with keypad option (PK) for two-factor authentication

iCLASS Credentials

- Supports HID 13.56 MHz iCLASS® credentials (full authentication, all formats) and CSN reads for other common 13.56 MHz credentials, including MiFare, DesFire, and Felica
- Also available with keypad (IK) for two-factor authentication

Environmental Specifications

- Operating temperature:
125 kHz proximity products: -40° F (-40°C) to 135° F (57°C)
13.56 MHz iCLASS products: -13° F (-25°C) to 151° F (66°C)
- Humidity: < 85% non-condensing
- Storage temperature: -22° F (-30°C) to 176° F (80°C)

Security

- Advanced data security with standard encryption techniques
- AES 128-bit encryption
- Supports most current WiFi network security standards.
For specific security information, please contact your local ASSA ABLOY Door Security Solutions sales consultant or call 800-810-Wire.

Software

- Lock Management Tool available for small installations
- To ensure quick and easy integration, our products are tested and certified to work with access control software and systems from many providers. Visit www.intelligentopenings.com for a complete list of partners.
- Software Development Kits (SDK) and support available to integrate into other third party access control systems. Call 800-810-WIRE for assistance

HID and iCLASS are registered trademarks of HID Global Corporation.

S2 8200 Series Mortise Locks

Profile Series v.S2

The motorized 8200 Mortise Lock Profile Series v.S2 one-piece escutcheon has a clean, crisp design and can be aesthetically complemented by SARGENT Studio Collection and Coastal Series levers in a full array of finishes. The Profile Series v.S2 Mortise Locks offer network access control solutions for business and facility entrances, computer room areas, telephone rooms, health clubs, and child care facilities. The Mortise Lock with deadbolt (82276, 82277) is an excellent choice for rest room doors providing privacy when the deadbolt is thrown.

Mechanical Features

- Certified to ANSI/BHMA A156.13 Series 1000 Operational Grade 1 and Security Grade 1
- UL/ULC Listed for fire doors*
- FCC certified
- Windstorm & Florida Building Code information is listed on page 16
- Motor driven 8200 Series Mortise Lock
- 3/4" stainless steel, anti-friction reversible latch

- For 1-3/4" (44mm) thick door standard. Consult factory for additional thicknesses
- Stainless steel non-handed deadlocking latch
- Not available with SC- or SE- options
- Handed, easily field reversible without disassembling lockbody
- Lever trim through-bolted for increased security and durability
- Batteries included

* Any retrofit or other field modification to a fire rated opening can potentially impact the fire rating of the opening, and Sargent Manufacturing Company makes no representations or warranties concerning what such impact may be in any specific situation. When retrofitting any portion of an existing fire rated opening, or specifying and installing a new fire-rated opening, please consult with a code specialist or local code official (Authority Having Jurisdiction) to ensure compliance with all applicable codes and ratings.

Profile Series v.S2 Mortise Lock Functions

All v.S2 Mortise Functions feature:

- Trim outside rigid except when in "passage" mode or valid user code entered
- Trim inside always retracts latch and deadbolt
- Guardbolt deadlocks latch

Cylinder Override Function Features:

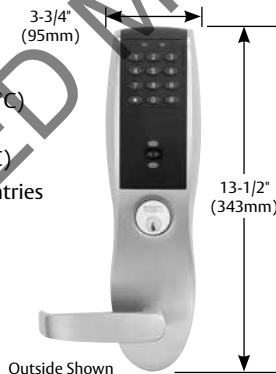
- Key outside retracts latch and deadbolt when trim is locked electronically
- Key override requires a size 43 cylinder standard or removable core (1-3/8" [35mm] length of shell)

Deadbolt Function Features:

- Deadbolt monitoring
- When deadbolt thrown, outside lever operable only with Emergency or Supervisor code
- 1" hardened stainless steel deadbolt

Inside/Outside Escutcheon

- Keys/buttons with double shot mold construction prevents wear
- Zinc die cast
- Operating temperature
125 kHz proximity products:
-40° F (-40°C) to 135° F (57°C)
13.56 MHz iCLASS products:
-13° F (-25°C) to 151° F (66°C)
- LEDs indicate valid/invalid entries
- Projection at bottom 5/16" (8mm) less lever
- Projection at top 1-5/8" (41mm)



v.S2 Mortise Lock Functions

If the lock needs to have:	Then select:			
	Series	Type	Function	Technology
Prox and keypad				
Key override and deadbolt	S2	82	276	PK
Key override and no deadbolt	S2	82	278	PK
Deadbolt and no key override	S2	82	277	PK
No deadbolt and no key override	S2	82	279	PK
Prox only				
Key override and deadbolt	S2	82	276	PA
Key override and no deadbolt	S2	82	278	PA
Deadbolt and no key override	S2	82	277	PA
No deadbolt and no key override	S2	82	279	PA
iCLASS and keypad				
Key override and deadbolt	S2	82	276	IK
Key override and no deadbolt	S2	82	278	IK
Deadbolt and no key override	S2	82	277	IK
No deadbolt and no key override	S2	82	279	IK
iCLASS only				
Key override and deadbolt	S2	82	276	IA
Key override and no deadbolt	S2	82	278	IA
Deadbolt and no key override	S2	82	277	IA
No deadbolt and no key override	S2	82	279	IA

Ordering Profile Series v.S2 Mortise Lock

Options	Series	Type	Function	Technology	Levers	Finish	Hand
Select from page 13-15	Select from S2 Mortise Lock Function chart above			PK, PA, IK, or IA	Select lever and finish from pages 6-8		RHR, LHR, RH or LH
Example:	S2-82276			PK	G	03	RH

Profile Series v.S2



ASSA ABLOY

Mechanical Features

- Certified ANSI/BHMA A156.2 Series 4000 - Grade 1
- UL/ULC Listed for fire doors*
- FCC certified
- Windstorm & Florida Building Code information is listed on page 16
- Motor driven Cylindrical Lock
- Latch Stainless Steel, 1/2" (13mm) throw
- 2-3/4" (70mm) backset standard
- For 1-3/4" (44mm) thick door standard. Consult factory for other thicknesses
- Non-Handed lock body, levers may be handed (Specify RH, RHR, LH or LHR)
- Heavy duty lever spring return
- Steel mounting studs
- Not available with 10-UL-, 83-, 84- options
- Batteries included

- SPDT concealed switch (2 wire)
- Metal Door adapter included
- 3/8" Diameter for wood door
- 3/4" Diameter for metal door
- Supplied with v.S2-10G77



v.S2 Cylindrical Locks



- Key outside always retracts latch
- Lever outside rigid except when in “passage” mode or valid user code entered
- Lever inside always retracts latch
- Guardbolt deadlocks latch
- Key override standard
- “Request-to-Exit (REX)” signaling standard
- Door Position Switch (DPS, P/N 52-3893) supplied

Note: The DPS is installed right above the lock and connects directly into the lock's electronics

Escutcheons

- Zinc die cast
- Projection at bottom 11/16" (17mm) less lever
- Projection at top 1-5/8" (41mm)
- Tactile keypad
- Operating temperature
125 kHz proximity products: -40° F (-40°C) to 135° F (57°C)
125.56 MHz iCLASS products: -13°F (-25°C) to 151°F (66°C)
- LEDs indicate valid/invalid entries
- Keys/buttons with double shot mold construction prevents wear

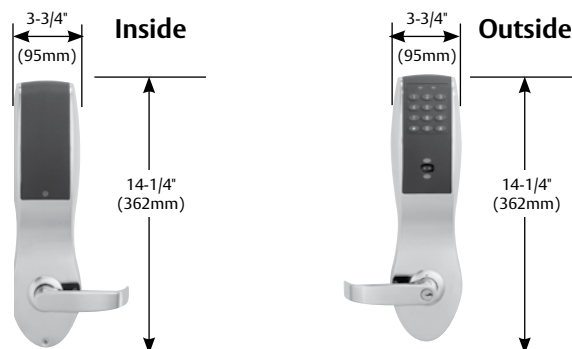
How to Order v.S2 Cylindrical Locks

Options	Series	Type	Function	Technology	Levers	Finish	Hand
Select from page 13-15	Select from S2 Cylindrical Lock Function chart above			PK, PA, IK, or IA	Select lever and finish from page 6		RHR, LHR, RH or LH
**28-	S2-10G77			PK	G	03	RH

**28- option supplies a 4-7/8" strike, opposed to the 2-3/4" T strike supplied standard

v.S2 Cylindrical Lock Functions

If the lock needs to have:	Then select:			
	Series	Type	Function	Technology
Prox and keypad				
Key override	S2	10	G77	PK
Prox only				
Key override	S2	10	G77	PA
If the lock needs to have:	Then select:			
	Series	Type	Function	Technology
iCLASS and keypad				
Key override	S2	10	G77	IK
iCLASS only				
Key override	S2	10	G77	IA



S2 80 Series Exit Devices

Profile Series v.S2



SARGENT®
ASSA ABLOY

The Profile Series v.S2 products for the SARGENT Rim and Mortise Exit Devices provide networked access control in areas where life-safety is a primary concern. This includes stairwell areas or tenant-occupied facilities.

Mechanical Features

- Certified ANSI/BHMA A156.3 Grade 1
- UL/ULC Listed for fire doors*
- FCC certified
- Windstorm & Florida Building Code information is listed on page 16
- Motor-driven ET trim
- Latch 3/4" (19mm) throw (stainless steel 8800, anti-friction brass 8900)
- For 1-3/4" (44mm) door standard. Consult factory for other thicknesses
- Batteries included

52-3893 Door Position Switch (DPS) (included)

- SPDT concealed switch (2 wire)
- Metal Door adapter included
- 3/8" Diameter for wood door
- 3/4" Diameter for metal door
- Supplied with v.S2 Exit Devices

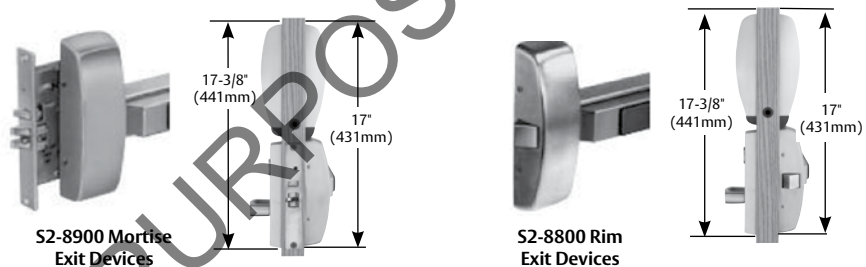
* Any retrofit or other field modification to a fire rated opening can potentially impact the fire rating of the opening, and Sargent Manufacturing Company makes no representations or warranties concerning what such impact may be in any specific situation. When retrofitting any portion of an existing fire rated opening, or specifying and installing a new fire-rated opening, please consult with a code specialist or local code official (Authority Having Jurisdiction) to ensure compliance with all applicable codes and ratings.

All S2 Exit Devices feature:

- Always allows free egress
- Key outside retracts latch (8877 and 8977)
- Outside lever rigid except when in passage mode or valid user code entered
- Door Position Switch (DPS, P/N 52-3893) supplied

Note: The DPS is installed right above the lock and connects directly into the lock's electronics

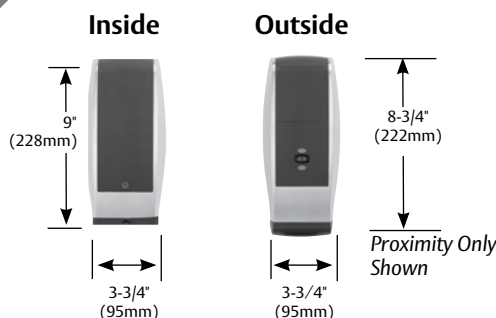
- Cylinder override for 8877 is a 34 rim cylinder; for 8977 is a 46 Mortise cylinder (1-3/4" length)



Mortise Lock Exit					Rim Exit				
If the lock needs to have:		Then select:			Then select:				
	Series	Technology	Type	Function	Series	Technology	Type	Function	
Prox and keypad									
Key override	S2	PK	89	77	S2	PK	88	77	
No key override	S2	PK	89	78	S2	PK	88	78	
Prox only									
Key override	S2	PA	89	77	S2	PA	88	77	
No Key override	S2	PA	89	78	S2	PA	88	78	
iCLASS and keypad									
Key override	S2	IK	89	77	S2	IK	88	77	
No key override	S2	IK	89	78	S2	IK	88	78	
iCLASS only									
Key override	S2	IA	89	77	S2	IA	88	77	
No Key override	S2	IA	89	78	S2	IA	88	78	

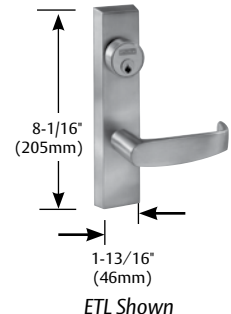
Escutcheons

- Zinc die cast
- Projection at top 1-5/8" (41mm)
- Operating temperature -125 kHz proximity products: -40° F (-40°C) to 135° F (57°C)
13.56 MHz iCLASS products: -13° F (-25°C) to 151° F (66°C)
- LEDs indicate valid/invalid entries
- Keys/buttons with double shot mold construction prevents wear



Outside ET Lever Control

- Cast escutcheon
- Projection 13/16" (21mm)
- For Rim Exit Devices: 777-8 (cylinder hole) 778-8 (no cylinder hole)
- For Mortise Exit Devices: 777 (cylinder hole) 778 (no cylinder hole)



Options	Series	Technology	Type	Function	Rail Size	ET Trim/Lever	Finish	Hand	Door Width
Select from pages 13-15	Select from S2 Exit Device Function chart above				E: 24 - 32"; F: 33 - 36"; J: 37 - 42"; G: 43 - 48"	ET followed by lever designation from pages 6 & 7	Select from pages 6-8	RHR or LHR	If supplied, rails will be cut to size
Example:	S2-PK-8878				F	ETL	10B	RHR	36"

Standard and Coastal Series Levers, Finishes and Handing

Profile Series v.S2



SARGENT®
ASSA ABLOY

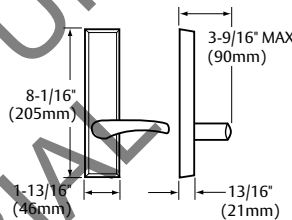
Profile Series v.S2 products are available with the following identified lever designs to provide uniformity throughout a facility. Lever projection from door surface varies with lock type. S2 mortise locks and cylindrical locks are specified by the technology (PA, PK, IA, or IK) followed by the lever designation (e.g., PAL). S2 Exit devices are specified by the ET designation followed by the lever designation (e.g., ETP).

Standard and Coastal Levers

Standard Levers					
Lever	Design	Handed	Mortise Locks	Cylindrical Locks	Exit Devices
A		Yes	X		X
B		–	X	X	X
E		–	X		X
F		–	X		X
J		–	X	X	X
L		–	X	X	X
P		–	X	X	X
W		–	X		X

Coastal Levers					
Lever	Design	Handed	Mortise Locks	Cylindrical Locks	Exit Devices
C		–	X		X
G		Yes	X	X	X
R		–	X		X
S		Yes	X		X
Y		Yes	X	X	X

ET Lever Controls for Exit Devices



The 700 Series ET and Lever Control is the external trim with all v.S1 80 Series Exit Devices

ET Escutcheons and levers are plated brass
Stainless steel levers are available

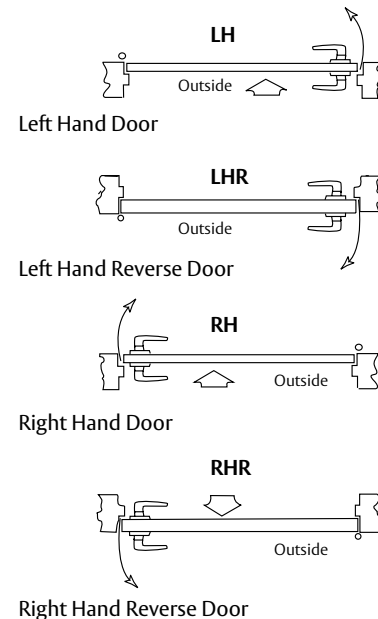


Finishes

SARGENT offers many different finishes for v.S1 products. Please reference the chart below for finishes available.

	Finishes	ANSI	Mortise Locks	Cylindrical Locks	Exit Devices
03	Bright brass	605	X	X	X
04	Satin brass	606	X	X	X
09	Bright bronze	611	X	X	X
10	Satin bronze, clear powder	612	X	X	X
10B	Oxidized satin bronze oil rubbed	613	X	X	X
10BL	Oxidized satin bronze, clear power coat	–	X	X	X
14‡	Bright nickel, clear coated	618	X	X	X
15‡	Satin nickel, clear coated	619	X	X	X
20D	Dark statuary bronze, clear powder coat	–	X	X	X
26‡	Bright chrome	625	X	X	X
26D‡	Satin chrome	626	X	X	X
32∞	Bright stainless steel	629	–	–	X
32D∞	Satin stainless steel	630	–	–	X

Handing



‡ ET Trim will be supplied with the requested finish, the Exit Devices will be supplied in 32 or 32D accordingly

∞ Only available with exit devices, the external trim will be supplied in 26 or 26D accordingly

Studio Collection Levers

Profile Series v.S2



SARGENT®
ASSA ABLOY

Studio Collection Levers are available with the 8200 Series Mortise Locks. With Exit Device, the Studio Collection is available with the ET trim creating uniformity throughout a facility.

Studio Collection Levers are available with the 8200 Series Mortise Locks. With Exit Devices the Studio Collection is available with the ET trim creating uniformity throughout a facility.

Aventura Series				
Lever	Design	Handed	Mortise Locks	Exit Devices
MB		–	X	X
ME		–	X	X
MF		–	X	X
NF*		–	X	X
MG		–	X	X
MI		–	X	X
NI*		–	X	X
MW*		–	X	X

Odeon Series				
Lever	Design	Handed	Mortise Locks	Exit Devices
MN		Yes	X	X
MH		Yes	X	X
MK		Yes	X	X
MS		Yes	X	X
MU		Yes	X	X
MV		Yes	X	X
NS*		Yes	X	X
NU*		Yes	X	X
MX*		Yes	X	X

Rialto Series				
Lever	Design	Handed	Mortise Locks	Exit Devices
MO		Yes	X	X
MZ*		Yes	X	X

Notting Hill Series				
Lever	Design	Handed	Mortise Locks	Exit Devices
MA***		Yes	X	X
MQ		Yes	X	X
MT		Yes	X	X
MM		Yes	X	X
MR***		Yes	X	X
MY*		Yes	X	X

Centro Levers				
Lever	Design	Handed	Mortise Locks	Exit Devices
MC***		–	X	X
MD		–	X	X
MJ		–	X	X
MP		–	X	X
ND*		–	X	X
NJ*		–	X	X

Gramercy Levers**				
Lever	Design	Handed	Mortise Locks	Exit Devices
RCM		–	X	X
RAL		–	X	X
REM		–	X	X
RAM		–	X	X
RAS		–	X	X
RAW		–	X	X
RAG		–	X	X
RGM		–	X	X

* Lever returns within 1/2" (13mm) of door face

** Gramercy levers are customized. Refer to page 8 for ordering information.

*** Contact factory for current lead times

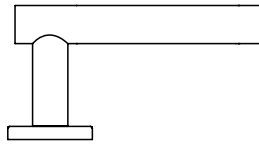
Ordering Gramercy Series Levers

Profile Series v.S2

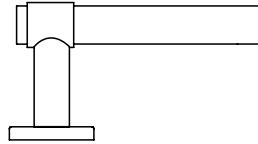


SARGENT®
ASSA ABLOY

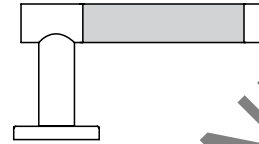
Gramercy Series Levers



REM, RGM



RCM



RAG, RAL, RAM, RAS, RAW

Gramercy Finish Codes

BHMA Finish	SARGENT Finish	Gramercy Code*	Description
630	32D	30	Satin Stainless Steel
629	32	29	Bright Stainless Steel
N/A	N/A	BH	Birch (wood insert)
N/A	N/A	BK	Black (Santoprene™ or leather insert)
N/A	N/A	BN	Brown (leather insert)

*Code used to specify Gramercy Series finishes only. Use available finishes list to specify desired finish when ordering.

Gramercy Lever Descriptions & Available Finishes

Lever Designation	Lever Description	Available Finishes (AS ORDERED)
RAG	Grooved Insert	2929 or 3030
RAL	Leather Insert	29BK, 29BN or 30BK, 30BN
RAM	Metallic Insert	2930** only
RAS	Santoprene Insert	29BK or 30BK
RAW	Wood Insert	29BH or 30BH
RCM	Raised Band	2929, 3030 or 2930**
REM	Plain	2929 or 3030
RGM	Two Grooves	2929 or 3030

**Two-tone finish - grip of lever is 32D, balance of lever is 32.

To order Gramercy Series levers with SARGENT products, see the examples below. When specifying finish, use the last two digits of the BHMA standard finish code, i.e. use "29" for polished stainless, BHMA finish 629.

How to Order: Profile Series v.S2 Mortise Locks with Gramercy Levers

Options	Series	Function	Technology	Lever	Finish	Hand
select from pages 12-14	N2-82	select from page 3	IA, IK, PA or PK	Leather insert	Bright stainless steel with brown leather	RHR, RH, LHR, or LH
10-	N2-82	276	IA	RAL	29BN	RH

How to Order: Profile Series v.S2 Series Exit Devices with Gramercy Levers

Options	Series	Technology	Type	Functions	Rail Size	Trim & Lever	Finish	Hand	Inside Finish	Door Width
select from pages 12-14	Select from Exit Device Function chart from page 5				E, F, J or G	Leather insert	Bright stainless steel with brown leather	RHR or LHR	select from page 7	If supplied, rails will be cut to size
10-	N2-	IA	89	77	F	ET RAL	29BN	RHR	32D	36"

Lock Management Tool

Profile Series v.S2



SARGENT®

ASSA ABLOY


Lock Management Tool

Lock Management Tool™ allows programming, interrogation and overall management from a centralized location for up to 25 doors. The application facilitates communication from a computer to the v.S2 WiFi locks via 802.11b/g wireless infrastructure. Lock Management Tool is a program that allows an administrator to establish multiple user types, time zones, holidays, user groups, auto-unlock periods and to obtain transaction history from all locks connected to the system. The Lock Management Tool consists of a server based installation (a small workstation will be sufficient) with most of the daily administration and configuration being done through a web browser. A local client on the server can be used for more complex configuration tasks.

Lock Management Tool (P/N WFCD2) Features

- Password protected database
- User database size based on local hardware configuration
- Allows for creation of user groups
- Easy to follow data entry
- Real-time clock with date and time
- Sixteen different time zones
- Holiday support
- Auto-unlock schedule with or without “first in” unlock
- Allows viewing of system wide events and history (total number of events based on local hardware configuration)– includes event type, date, time, user ID and name
- Configurable for all major HID Prox 125 kHz or iCLASS 13.56 MHz card formats
- Scheduler utility to establish lock communication at pre-defined intervals
- User manual included
- Browser-based user interface
- Simple drag-and-drop configurations
- Basic alarm monitoring

Please note that LMT does not support lockdown or door status information.



Hardware and Software Requirements

Hardware

- Memory: 2 GB minimum, 4 GB+ recommended
- Storage: 20 GB free hard disk space
- Processor: Dual Core/(min Pentium IV w/HT) @ 2GHz (or equivalent) or faster
- Screen: 800 x 600 required; 1024 x 768 Recommended
- Network Card required
- CD-ROM required
- RS232 Serial Port (DB9)

Operating System:

- Windows XP 32bit, Server 2003 32bit, Vista 32/64bit, Windows 7 32/64bit, or Windows Server 2008/2008R2

Note: IP address must be assigned by authorized network administrator and PC must utilize a static IP address

Integration Tools for ASSA ABLOY Locks

SARGENT Profile Series IP locks are managed by a range of access control and security systems. For more information on which systems support SARGENT IP LOCKS, please contact your local ASSA ABLOY Door Security Solutions office, www.assaabloydss.com. To learn more about how to integrate these and other ASSA ABLOY products with your system, please call 800-810-WIRE.

Access Credentials

Profile Series v.S2



SARGENT®
ASSA ABLOY

Below are 125 kHz proximity credentials offered by SARGENT. Other credentials (125 kHz proximity and 13.56 MHz iCLASS, 26-39 bit formats) can be purchased from HID.

Credential Features

- 26 & 33 bit Wiegand format available (consult factory for additional formats)
- HID® Prox 125 kHz-based proximity cards, fobs or tags
- Allows integration into existing facilities with HID Prox 125kHz-based technology
- SARGENT standard credentials are 26 Bit Wiegand format, Site Code and Proximity ID assigned by SARGENT
- Custom credentials available with customer assigned Prox ID#'s

Product #	Features	Image
PCH-L70 for SARGENT logo on card	SARGENT HID ProxCard II™ <ul style="list-style-type: none"> • Site Code and Proximity ID#'s determined and controlled by SARGENT • 26 Bit Format, HID Coded Wiegand Output 125kHz • Dimensions: 2-1/8" x 3-3/8" (54mm x 86mm) • Thickness: .070" nom. (1.8mm) • Cards ordered individually*** (Min. Order is 25 Cards) 	
PCH-B70 for blank white card		
PCH-L30 for SARGENT logo on card	ISO Prox Card II™ (Printable Card) <ul style="list-style-type: none"> • Site Code and Proximity ID#'s determined and Controlled by • 26 Bit Format, HID Coded Wiegand Output 125kHz • Dimensions: 2-1/8" x 3-3/8" (54mm x 86mm) • Thickness: .031" nom. (1.8mm) • Blank Cards can be printed on by others • Cards ordered individually*** (Min. Order is 25 Cards) 	
PCH-B30 for blank white card		
Contact Factory for specifications options and pricing	DuoProx™ Card <ul style="list-style-type: none"> • Multiple Technology Proximity Cards - DuoProx™ - dual technology - proximity & magnetic stripe • DuoProx™ cards with unique site codes for higher level of security (SARGENT 1000) are available • Cards ordered individually*** (Min order is 100 Cards) 	
The MicroProx™ Tag is a coin-sized (disk-shaped) transponder that provides the ability to add HID proximity technology to a device. The MicroProx™ Tag has an adhesive backing which allows it to be secured to any non-metallic object. <ul style="list-style-type: none"> • Easily Secured To: Employee badges, PDAs, Magnetic stripe cards, Cell phones • 26 Bit Format, HID Coded Wiegand Output 125kHz • Proximity ID# marked on each Tag • Gray color with HID Logo • Dimensions: 1.285" Dia. x 0.070" (32.6mm x 1.78mm) 		
MPT	<ul style="list-style-type: none"> - Site Code and Proximity ID#'s determined and controlled by SARGENT - MicroProx™ Tag ordered individually*** - Min. order is 25 MicroProx™ Tag 	NOTE: The MicroProx™ Tag should be attached to magnetic stripe cards so that contact with the magnetic card reader is avoided.
MPT-C	<ul style="list-style-type: none"> - Site Code and Proximity ID#'s requested by customer - MicroProx™ Tag ordered individually*** - MicroProx Tag with custom Site Code, consult factory for minimum quantities 	
PF	PF SARGENT ProxKey II™ <ul style="list-style-type: none"> • Site Code and Proximity ID#'s determined and controlled by SARGENT • 26 Bit Format, HID Coded Wiegand Output 125kHz • Dimensions: 1-29/32" x 29/32" x 11/32" (48mm x 23mm x 9mm) • Includes Keyring • SARGENT ProxKey II™ ordered individually*** (Min order is 25 ProxKey II™) 	
PF-C	PF-C Custom ProxKey II™ <ul style="list-style-type: none"> • Site Code - requested by customer PF-C • Proximity ID#'s requested by customer • 26 Bit Format, HID Coded Wiegand Output 125kHz • Dimensions: 1-29/32" x 29/32" x 11/32" (48mm x 23mm x 9mm) • Includes Keyring • PF-C Custom ProxKey II™ ordered individually*** (Min order is 100 Custom ProxKey II™) 	

*** Products are ordered individually, Ordered Quantity is the number of individual items to be shipped. If a Qty of 25 is ordered - 25 individual items will be shipped
(Note: Min Order Requirements)

Accessories and Software

Profile Series v.S2



SARGENT®
ASSA ABLOY

3267 Remote Power Supply



- The Hard Power option (91-) is recommended for high traffic doors and multiple daily communication sessions
- Provides a filtered and regulated 9VDC remote power for Profile Series v.S2 locks
- Each unit can supply power to (1) Profile Series product**

- Optional 12VDC Gel Cell battery allows for operation in the event of a power failure (Strongly recommended for applications without cylinder over-ride to prevent lock-out)
- Requires Manufactured door with ElectroLynx or retrofit harnesses through door (see p.11) & ElectroLynx Hinge*

Reference template list below for correct raceway preparation:

4540 – Bored Lock
4541 – Mortise Lock
4542 – Rim and Mortise Exits

Includes:

- Plug-In Wall Transformer (52-0255) and (52-0258) 12' (3.6m) of shielded wire for connection between power transfer and power supply.

(Maximum length of 50' (15.2m) recommended)

* Recommended for new opening. Retrofit application may require surface mounted wire mold and transfer loop by others.

**Note: S2 lock controller requires (6) AA batteries (P/N 01-0898) even when hard powered

52-0256 Gel Cell Battery

- Optional for 3267 Remote Power supply
- Provides continuous operation of Profile Series v.S2 in the event of a power failure
- 12VDC 1.2 AH rating
- 10,000 cycles typical in the event of power failure

3267 Replacement Parts

52-0255 Plug-In Wall Transformer

- Output 16.5 VAC, 2.4 Amps
- UL/cUL Listed
- Provides input power to Model 3267 Remote Power supply module



52-0258

- Cable Assembly- Power Supply to Power Transfer
- 12' (3.6m) shielded cable

52-2498


- 9VDC, 700 ma Power Supply circuit board
- Replacement circuit board assembly

52-3852 v.S Adapter Cable

- Included with v.S1
- For DPS monitoring features
- Compatible with ElectroLynx® system

52-3893 Door Position Switch (DPS)

- SPDT concealed switch (2 wire)
- Metal Door adapter included
- 3/8" Diameter for wood door
- 3/4" Diameter for metal door
- Supplied with v.S1 Exit Devices and Bored Locks



WFCD1 Network And Lock Configuration CD Tool Kit*

- At least one kit required per site. Allows for connection to and configuration of v.S2's network interface, as well as initial install settings.

Contains:

- NCT/LCT software
- Serial adapter Cable (P/N 52-3956)
- Users' manual (on CD)
- Quick start guide
- Configuration cards (to configure 13.56 MHz locks)



WFCD2 Lock Management Tool (LMT) CD*

- Lock Management Tool™ allows programming, interrogation and overall management from a centralized location of up to 25 doors
- License is included and is obtained at time of installation
- Kit Contains:
 - LMT software
 - Users' manual (on CD)



WFCD3 Lock Management Tool (LMT) CD*

- Lock Management Tool™ allows programming, interrogation and overall management from a centralized location of up to 50 doors
- License is included and is obtained at time of installation
- Kit Contains:
 - LMT software
 - Users' manual (on CD)

* The Network and Lock Configuration CD Tool Kit (WFCD1) is required to set up v.S2 locks. The Lock Management Tool (WFCD2) is required ONLY if third-party access control software is not being used. Only one of each is required per system.

WF001 - iCLASS Reader Configuration Cards Pack

- Includes four (4) cards for field configuration of reader
- iCLASS Configuration Card
 - iCLASS Hard-Powered/PoE Configuration Card
 - CSN Configuration Card
 - CSN Hard-Powered/PoE Configuration Card
 - Included with WFCD1

Accessories

Profile Series v.S2



SARGENT®

ASSA ABLOY

52-2593 Protective Shroud



- Provides weather protection for outside escutcheon
- Cover and hinge molded of tough polycarbonate
- Stainless steel torsion spring maintains cover in closed position
- Easily lifts for access to keypad
- Comes with mounting hardware and gasket
- Fast, easy installation
- Order separately

Keypad Assembly



52-2432 or 52-4423



52-2431 or 52-4422

Controller



52-4425

Assembly	Product	
Keypads	S2-IA (iCLASS only)	52-4422
	S2-IK (iCLASS with keypad)	52-4423
	S1/S2-PA (prox only)	52-2431
	S1/S2-PK (prox with keypad)	52-2432
Controllers	S2-IA/IK/PA/PK (iCLASS or prox)	52-4425

- Assemblies include circuit board and housing
- Batteries not included

52-2847 Conduit



- Provides weather protection inside of door
- Constructed of durable ABS material
- For non-fire rated exterior applications only
- Included with product

Weatherseal Gasketing

- Provides sealing between outside escutcheon and door for exterior applications
- Gasketing (included) recommended for non-fire rated exterior applications

82-0500



For use with
8200 Mortise
Escutcheon

68-1400



For use with
8800 or 8900
Exit
Escutcheon

52-0263



For use with
ET Trim

10-0469



For use with
10G77
Bored
Escutcheon

ElectroLynx hinges and harnesses required for hard-powered v.S2 applications are available through McKINNEY.

Mechanical Options & Shipping Information

Profile Series v.S2



SARGENT
ASSA ABLOY

To order options listed below, list the alpha or numerical code before the product model number

Mechanical Options:

Add Strength	3-	Stainless steel hubs for institutional specifications (mortise locks only)
Fire Rated	12-	UL Fire Label Exit hardware (exit devices only, not available with 16- & HK-)
Cylinder Dogging	16-	Cylinder lockdown (non-fire rated exit devices only)
	LD-	Less hex key dogging (non-fire rated exit devices only)
Less Touch Pad	19-	Pushbar without Lexan touchpad (exit devices only)
Strike Options	23-	4-7/8" (124mm) ANSI flat lip strike (8900 mortise lock exit device & mortise locks only)
	28-	4-7/8" Strike #808. Lip length 1-1/4" (10 line only)
	OBS-	Open Back Strike (for 82278 & 82279 only)
	WBS-	Wrought Box Strike (Not available for 8800 series)
10 Line Backset Options	23-	3-3/4" Backset x 2-1/4" x 1-1/8" Front (10 Line only)
	25-	5" Backset x 2-1/4" x 1-1/8" Front (10 Line only)
Security Fasteners	36-	Six lobe security head screws
	37-	Spanner head screws
3/4" Latch Throw	41-	3/4" (19mm) throw latch x 2-3/4" (70mm) backset (10 Line only)
Flush End cap	43-	Flush End Cap (exit devices only)
Tactile Warning Options	75-	Tactile Warning - Milled Inside Lever (Not available with Exit Devices, Studio & Coastal Levers and the A Lever)
	76-	Tactile Warning - Milled Outside Lever (Not available with Studio & Coastal Levers and the A Lever)
	77-	Tactile Warning - Milled Inside & Outside Lever (Not available with Exit Devices, Studio & Coastal Levers and the A Lever)
	85-	Tactile Warning - Abrasive Coating on Inside Lever (or Push Rail for Exits)
	86-	Tactile Warning - Abrasive Coating on Outside Lever
Finish Protection	87-	Tactile Warning - Abrasive Coating on Outside Lever
	CPC-	Clear Powder Coat (Available for 26, 26D, 32 & 32D Finishes)
	SG-	MicroShield® antimicrobial clear powder coat (Not available with 10B Finish)
SARGuide	PL-	SARGuide™ PL - Photoluminescent Coated Push Rail - (Touchpad eliminated) (Not available 75-, 77 & TL-)
Windstorm Options	HC-	Hurricane Code (rim exit devices only, see page 16 for details)
	WS-	Windstorm Rated (rim & mortise lock exit devices only, see page 16 for details)
Electrical Options	91-	Power/Remote Unlocking wiring harness

Shipping Information

Lock	Shipping Weight	Pc. Count/Carton
S2-82276-PK x lever trim (with cylinder)	11.2 lbs (5.1kg)	1/carton
S2-82277-PK x lever trim (no cylinder)	10.7 lbs (4.9kg)	1/carton
S2-82278-PK x lever trim (with cylinder no deadbolt)	11.2 lbs (5.1kg)	1/carton
S2-82279-PK x lever trim (w/o cylinder no deadbolt)	10.7 lbs (4.9kg)	1/carton
S2-PK8877	21.0 lbs (9.5kg)	1/carton
S2-PA8977	23.0 lbs (10.4kg)	1/carton
S2-10G77-PKL	10.7 lbs (4.9kg)	1/carton
S2-82276-IK x lever trim (with cylinder)	11.2 lbs (5.1kg)	1/carton
S2-82277-IK x lever trim (no cylinder)	10.7 lbs (4.9kg)	1/carton
S2-82278-IK x lever trim (with cylinder no deadbolt)	11.2 lbs (5.1kg)	1/carton
S2-82279-IK x lever trim (w/o cylinder no deadbolt)	10.7 lbs (4.9kg)	1/carton
S2-IK8877	21.0 lbs (9.5kg)	1/carton
S2-IA8977	23.0 lbs (10.4kg)	1/carton
S2-10G77- IK	10.7 lbs (4.9kg)	1/carton

Cylinder Options

Profile Series v.S2



SARGENT®

ASSA ABLOY

To order options listed below, list the alpha or numerical code before the product model number

Cylinder Options:

Conventional Cylinder	—	SARGENT Conventional Cylinders supplied Standard (Nomenclature not required)
Signature Key System	10-	SARGENT Signature Key System (Not Available with other Key Systems)
	10-21-	SARGENT Signature Construction Key System (Lost Ball)
	10UL-	SARGENT Signature UL437 Key System (Not Available with 10 Line or other Key Systems)
Signature: Large Format Interchangeable Core (Removable Core)	10-63-	SARGENT Signature LFIC (Removable Core) Cylinder
XC- Key System	11-	XC Key System (not available with 10-, 10UL, 22- options)
	11-21-	XC- Construction Key System (Lost Ball)
XC- Large Format Interchangeable Core (Removable Core)	11-60-	Hardware to accept XC- Permanent LFIC (Removable Core), Disposable plastic Core- provided
	11-63-	Hardware provided with XC- LFIC (Removable Core) Cylinder - (Includes masterkeying, grand masterkeying)
	11-64-	Hardware provided with Keyed construction core to accept XC- LFIC (Removable) Permanent Core (ordered separately)
XC- Small Format Interchangeable Cores	11-70-7P-	Hardware to accept XC- SFIC (7 Pin) XC- Permanent Cores, plastic disposable core provided (10 line J lever not available)
	11-72-7P-	Hardware to accept XC- SFIC (7-Pin Keyed Construction Core provided) cylinder Permanent core ordered separately (10 Line J lever not available)
	11-73-7P-	Hardware supplied with XC- Small Format 7-Pin interchangeable core (Includes masterkeying, grand masterkeying) (10 Line J lever not available)
	11-65-73-7P-	Hardware provided to accept XC- Uncombined 7-Pin SFIC (Permanent) Core - (Packed Loose) (10 Line J lever not available)
Construction Key Systems	21-	SARGENT Lost Ball Construction Keying for Conventional, XC and Signature Series (N/A with 63-, 73-, 82-, SC- & SE-)
	22-	SARGENT Construction Split Key System for Conventional Cylinders (Existing Systems) (N/A with 10-, 11-, 63-, 73-, 82-, SC- & SE-)
Old Style Removable Core	51-	Removable Core Cylinder (Old Style) provided (Existing Systems Only)
	52-	Removable Construction Core (Old Style) Permanent core ordered separately (Existing Systems Only)
Large Format Interchangeable Core (Removable Core)	60-	Hardware to accept SARGENT Permanent LFIC (Removable Core), Disposable plastic Core provided (Permanent Cores Ordered Separately)
	63-	Hardware provided with LFIC (Removable Core) Cylinder - (Includes masterkeying, grand masterkeying)
	64-	Hardware provided with Keyed construction core to accept LFIC (Removable) Permanent Core (ordered separately)
Small Format Interchangeable Cores	70-	Hardware to accept 6 or 7-Pin SFIC Permanent Cores, plastic disposable core provided (10 Line J lever not available)
	72-	Hardware to accept 6 or 7-Pin SFIC (Keyed Construction Core provided) Cylinder (Permanent Core Ordered Separately) (10 line J lever not available)
	73-	Hardware supplied with 6-Pin SFIC (Includes masterkeying, grand masterkeying) (10 Line J lever not available)
	65-73-	Hardware provided to accept Uncombined 6-Pin SFIC (Permanent) Core - (Packed loose for field keying) (10 Line J lever not available)
	65-73-7P-	Hardware provided to accept Uncombined 7-Pin SFIC (Permanent) Core - (Packed loose for field keying) (10 Line J lever not available)
	73-7P-	Hardware supplied with Small Format 7 Pin Interchangeable Core (Includes masterkeying, grand masterkeying) (10 Line J lever not available)

Cylinder Options

Profile Series v.S2



To order options listed below, list the alpha or numerical code before the product model number

Cylinder Options:

Keso & Keso F1	81-	Hardware provided with housings to accept Keso (83) & Keso F1 (F1-83-) removable cores (Not available with 10 Line) (Permanent Cores Ordered Separately)
	82-	Hardware provided with SARGENT Keso Security Cylinder
	F1-82-	Hardware provided with SARGENT Keso F1 Security Cylinder (Patented)
	83-	Hardware supplied with SARGENT Keso Security Removable Core cylinder (Not available with 10 Line)
	F1-83-	Hardware supplied with SARGENT Keso F1 Security Removable Core cylinder (Not available with 10 Line) (Patented)
	84-	Hardware provided with SARGENT Keso Construction Cores (Not available with 10 Line) (Permanent Cores ordered separately)
Bump Resistant	BR-	Bump Resistant Cylinder (Available with Conventional & Conventional XC Cylinders Only)
Less Cylinder	LC-	Hardware supplied less cylinder
Accepts Schlage Cylinders	30-	10 Line Lever to accept Schlage Cylinder-Cylinder is not provided (10 Line only)
	SF-	L Lever to accept Medeco KeyMark Large Format Interchangeable and Schlage Full Size Interchangeable Core (10 Line only)
Schlage Keyways	SC-	Schlage C keyway cylinder, 0 bitted (10 Line only)
	SE-	Schlage E keyway cylinder, 0 bitted (10 Line only)

Note: For V-10 Cylinders and information, contact ASSA, Inc. @ 800-235-7482

Windstorm Certifications: UL Listed & Florida Building Codes

Profile Series v.S2



SARGENT®
ASSA ABLOY

SARGENT Manufacturing offers a wide variety of products that meet building codes requiring hurricane, windstorm and FEMA certifications. SARGENT products are tested to meet the requirements of the most severe building codes as specified by the Florida Building Code, Miami Dade Code Requirements and in the International Building Code. Listed below are certifications and the standards met by these products.

S2-10 Line cylindrical locks are UL Certified and Listed on the Florida Building Code Website as stated:

- UL Listed per ANSI/SDI-BHMA A250.13
- ANSI/ASTM E330-2002
- ANSI/ASTM E1886-2005
- ASTM E1996-2009
- Testing Application Standard (TAS) 201-1994*
- Testing Application Standard (TAS) 202-1994*
- Testing Application Standard (TAS) 203-1994*
* published in the "Florida Building Code"
- UL Certification Directory ZHEM.R21744 Latching Hardware
- UL Certification Directory ZHLL.R21744 Windstorm-rated Assemblies
- Listed on Florida Building Code Website: FL6728-R1
- Listed on Florida Building Code Website: FL4351-R1

S2-8200 Series mortise locks are UL Certified and Listed on the Florida Building Code Website as stated:

- UL Listed per ANSI/SDI-BHMA A250.13
- ANSI/ASTM E330-2002
- ANSI/ASTM E1886-2005
- ASTM E1996-2009
- Testing Application Standard (TAS) 201-1994*
- Testing Application Standard (TAS) 202-1994*
- Testing Application Standard (TAS) 203-1994*
* published in the "Florida Building Code"
- UL Certification Directory ZHEM.R21744 Latching Hardware
- UL Certification Directory ZHLL.R21744 Windstorm-rated Assemblies
- Listed on Florida Building Code Website: FL6728-R1
- Listed on Florida Building Code Website: FL4351-R1

S2-HC8800 rim exit devices are UL Certified and Listed on the Florida Building Code Website as stated:

- S2-HC8800 for single and double door applications; 8'-0" max opening
- UL Listed per ANSI/SDI-BHMA A250.13
- ANSI/ASTM E330-2002
- ANSI/ASTM E1886-2005
- Testing Application Standard (TAS) 201-1994*
- Testing Application Standard (TAS) 202-1994*
- Testing Application Standard (TAS) 203-1994*
* published in the "Florida Building Code"
- UL Certification Directory ZHEM.R21744 Latching Hardware
- UL Certification Directory ZHLL.R21744 Windstorm-rated Assemblies
- Listed on Florida Building Code Website: FL2998-R2

S2-WS8800 rim exit devices are UL Certified and Listed on the Florida Building Code Website as stated:

- S2-WS8800 for Single Hollow Metal 1-3/4" Thick Doors applications, 3'0" x 7'0" Max. Door with 6" Min Stile
- UL Listed per ANSI/SDI-BHMA A250.13
- ANSI/ASTM E330-2002
- ANSI/ASTM E1886-2005
- ASTM E1996-2009
- Testing Application Standard (TAS) 201-1994*
- Testing Application Standard (TAS) 202-1994*
- Testing Application Standard (TAS) 203-1994*
* published in the "Florida Building Code"
- UL Certification Directory ZHEM.R21744 Latching Hardware
- Listed on Florida Building Code Website: FL4351-R1

S2-WS8900 mortise lock exit devices are UL Certified and Listed on the Florida Building Code Website as stated:

- S2-WS8900 available for Single Hollow Metals Doors applications for 1-3/4" Thick door, 3'0" x 7'0" Max. Door with 6" Min Stile
- UL Listed per ANSI/SDI-BHMA A250.13
- ANSI/ASTM E330-2002
- ANSI/ASTM E1886-2005
- ASTM E1996-2009
- Testing Application Standard (TAS) 201-1994*
- Testing Application Standard (TAS) 202-1994*
- Testing Application Standard (TAS) 203-1994*
* published in the "Florida Building Code"
- UL Certification Directory ZHEM.R21744 Latching Hardware
- Listed on Florida Building Code Website: FL4351-R1

Architectural Specifications

Profile Series v.S2



SARGENT®

ASSA ABLOY

A. Profile v.S2 10G77 Series Bored Locksets



Intelligent WiFi Access Control Bored Locks

1. WiFi Access Control Bored Locks to be 10-Line Series as manufactured by Sargent Manufacturing of New Haven, CT.
2. BHMA certified extra heavy duty, lever type bored lock conforming to ANSI 156.2 Series 4000, Grade 1 standard and ANSI A117.1 accessibility guidelines. Motorized locking control of lever handle

trim (solenoids not acceptable) with 1/2" anti-friction deadlocking latch, UL listed and labeled for up to 3 hour fire rated openings.

a. Backset: 2 3/4 inches.

3. WiFi access control locks interface using wireless connection to an Ethernet Local Area Network (LAN) facilitating centralized control via a Software Development Kit (SDK). Locks will continue to operate independent of Ethernet (LAN) wireless connection slowdown or failure.

a. Provide access control products with non-volatile memory.

4. Provide keypad/proximity (S2-PK), proximity only (S2-PA), keypad/iCLASS (S2-IK), and iCLASS only (S2-IA) locks with a minimum of 2,400 user codes and the ability to audit the last 10,000 transactions.

5. Provide Lock Management Tool (S2-PA, S2-PK, S2-IA, S2-IK), Microsoft Windows operating system compatible, required to program time zone periods, blocked holidays, automatic unlock with or without first entry, and listing 10,000 event transaction history – event type, date, time, user ID and name.

6. Monitoring: Software accessible monitoring (via SDK) of inside lever handle (Request-to-Exit) and Door Position Switch (door open/closed status).

7. Emergency override access capability by mechanical key retraction of latch bolt without electronic activation necessary.

8. Inside lever retracts latch bolt.

9. Locks to be weather resistant via installation of shroud (optional), conduit and gaskets.

10. 6 AA alkaline batteries power supply with LED indication of locked, programming mode and low capacity warning status conditions.

11. Hard wiring electrical connections and wiring by others.

12. Cylinders: Reference 2.04 Keying for keying requirements.

B. Profile v.S2 8200 Series Mortise Locksets



Intelligent WiFi Access Control Mortise Locks

1. WiFi Access Control Mortise Locks to be 8200 Series as manufactured by Sargent Manufacturing of New Haven, CT.
2. BHMA certified extra heavy duty, lever type mortise lock conforming to ANSI 156.13 Series 1000, Grade 1 standard and ANSI A117.1 accessibility guidelines. Motorized locking control of lever

handle trim (solenoids not acceptable) with 3/4" anti-friction deadlocking latch and 1" case-hardened steel deadbolt. UL listed and labeled for up to 3 hour fire rated openings.

3. WiFi access control locks interface using wireless connection to an Ethernet Local Area Network (LAN) facilitating centralized control via a Software Development Kit (SDK). Locks will continue to operate independent of Ethernet (LAN) wireless connection slowdown or failure.

a. Provide access control products with non-volatile memory.

4. Provide keypad/proximity (S2-PK), proximity only (S2-PA), keypad/iCLASS (S2-IK), and iCLASS only (S2-IA) locks with a minimum of 2,400 user codes and the ability to audit the last 10,000 transactions.

5. Provide Lock Management Tool (S2-PA, S2-PK, S2-IA, S2-IK), Microsoft Windows operating system compatible, required to program time zone periods, blocked holidays, automatic unlock with or without first entry, and listing 10,000 event transaction history – event type, date, time, user ID and name.

6. Monitoring: Software accessible monitoring (via SDK) of inside lever handle (Request-to-Exit), auxiliary latch, deadbolt, and door position switch (door open/closed status).

7. Emergency override access capability by mechanical key retraction of both latch bolt and deadbolt without electronic activation necessary.

8. Inside lever retracts latch bolt and deadbolt simultaneously.

9. Locks to be weather resistant via installation of shroud (optional), conduit and gaskets.

10. 6 AA alkaline batteries power supply with LED indication of locked, programming mode and low capacity warning status conditions.

11. Hard wiring electrical connections and wiring by others.

12. Cylinders: Reference 2.04 Keying for keying requirements.

C. Profile v.S2 8800/8900 Series Rim and Mortise Exit Devices



Intelligent WiFi Access Control Rim and Mortise Exit Devices

1. WiFi Access Control Exit Devices to be 80 Series as manufactured by Sargent Manufacturing of New Haven, CT.
2. BHMA certified panic and exit device hardware conforming to ANSI 156.3, Grade 1 standard and ANSI A117.1 accessibility guidelines. U.L. listed for either panic or as "Fire Exit Hardware" for

use on labeled doors up to 3 hour fire rated openings.

3. Motorized locking and unlocking of lever handle (solenoids not acceptable) contained completely within the body of the outside trim control. Provide lever design matching lock lever design.

4. WiFi access control locks interface using wireless connection to an Ethernet Local Area Network (LAN) facilitating centralized control via a Software Development Kit (SDK). Locks will continue to operate independent of Ethernet (LAN) wireless connection slowdown or failure.

a. Provide access control products with non-volatile memory.

5. Provide keypad/proximity (S2-PK), proximity only (S2-PA), keypad/iCLASS (S2-IK), and iCLASS only (S2-IA) locks with a minimum of 2,400 user codes and the ability to audit the last 10,000 transactions.

6. Provide Lock Management Tool (S2-PA, S2-PK, S2-IA, S2-IK), Microsoft Windows operating system compatible, required to program time zone periods, blocked holidays, automatic unlock with or without first entry, and listing 10,000 event transaction history – event type, date, time, user ID and name.

7. Monitoring: Software accessible monitoring (via SDK) of inside push bar (Request-to-Exit), latch, and door position switch (door open/closed status).

8. Provide keyed cylinder dogging feature for non-rated panic devices and keyed removable mullions as specified in the Hardware Groups.

9. Locks to be weather resistant via installation of shroud (optional), conduit and gaskets.

10. 6 AA alkaline batteries power supply with LED indication of locked, programming mode and low capacity warning status conditions.

11. Hard wiring electrical connections and wiring by others.

12. Cylinders: Reference 2.04 Keying for keying requirements. Provide cylinders for exit devices with cylinder override and cylinder dogging features.

SARGENT®

ASSA ABLOY

FOR TRAINING PURPOSES ONLY
DATED MATERIAL

SARGENT Manufacturing Company
100 Sargent Drive
New Haven, CT 06511 USA
800-727-5477 • www.sargentlock.com

Founded in the early 1800s, SARGENT® is a market leader in locksets, cylinders, door closers, exit devices, electro-mechanical products and access control systems for new construction, renovation, and replacement applications. The company's customer base includes commercial construction, institutional, and industrial markets.

Copyright © 2003, 2004, 2007-2013, Sargent Manufacturing Company, an ASSA ABLOY Group company. All rights reserved. Reproduction in whole or in part without the express written permission of Sargent Manufacturing Company is prohibited.

ASSA ABLOY is the global leader in door opening solutions, dedicated to satisfying end-user needs for security, safety and convenience.

90669:D 8/13