

SAMSUNG

SM-A500Y

Quick Start Guide

Accessing more information

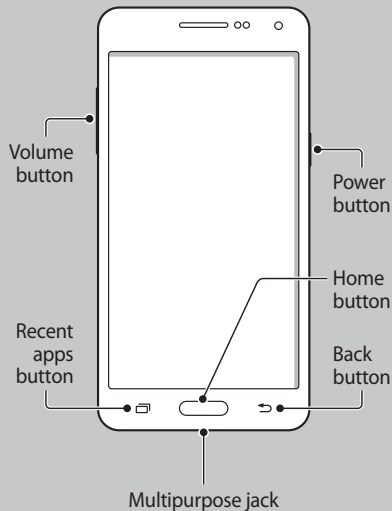
On your device, open the web browser and select the bookmark for the user manual from the bookmarks list.

Visit www.samsung.com to view device information, the user manual, and more.

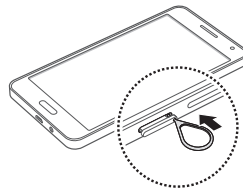
- The user manual may not be available depending on the web browser or service provider.
- You may incur additional charges for accessing the Internet.

Device layout

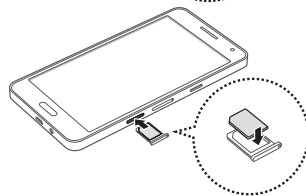
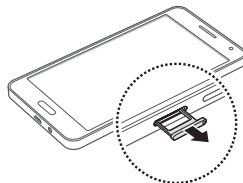
To turn on the device, press and hold the Power button for a few seconds.



Installing the SIM or USIM card



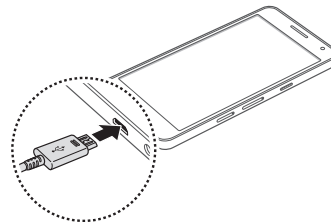
- Insert the ejector pin into the hole on the SIM card tray to loosen the tray.



- Only nano-SIM cards work with the device.

Charging the battery

Before using the device for the first time, you must charge the battery.



- The charger should remain close to the electric socket and easily accessible while charging.

Correct disposal

To view more information about device and battery disposal, tap **Apps** → **Settings** → **About device** → **Legal information** → **Safety information**.



This marking on the product, accessories or literature indicates that the product and its electronic accessories (e.g. charger, headset, USB cable) should not be disposed of with other household waste. This product is RoHS compliant.



This marking on the battery, manual or packaging indicates that the batteries in this product should not be disposed of with other household waste.

Some content may differ from your device depending on the region, service provider, or software version, and is subject to change without prior notice.

Your device uses a non-harmonised frequency and is intended for use in all European countries. The WLAN can be operated in the EU without restriction indoors, but cannot be operated outdoors.

Safety information

Read all safety information before using the device to ensure safe and proper use.



Warning

Follow the warning information provided below to prevent incidents such as fire or explosion

- Do not expose the device to physical impact or damage.
 - Do not carry your device in your back pockets or on your waist.
 - Store spare batteries in an appropriate protective case.
- Use manufacturer-approved batteries, chargers, accessories, and supplies.
- Prevent the multipurpose jack and battery terminals from contacting conductive elements, such as metal or liquids.

- Do not touch the device with wet hands. Also, do not use the device in humid environments, such as rest rooms, or during water-based activities, such as swimming.
- If any part of the device is cracked or broken, or if the device becomes very hot, stop using the device immediately and take it to a Samsung Service Centre.
- Do not turn on or use the device when the battery compartment is exposed.

Follow the warnings below to prevent injury to people or damage to the device

- Do not allow children or animals to chew or suck the device.
- Do not poke eyes, ears, or other body parts with the device or insert the device into the mouth.
- If the device has a camera flash or light, do not use it close to the eyes of people or animals.
- Do not store your device in very hot or very cold areas. It is recommended to use your device at temperatures from 5°C to 35°C.
- Do not store your device near or in heaters, microwaves, cooking equipment, or high pressure containers.
- Keep your device dry.
- Do not use your device outdoor during a thunderstorm.
- Comply with all safety warnings and regulations regarding mobile device usage while operating a vehicle.



To prevent possible hearing damage when using a headset, do not listen to sound at high volume for long periods.

To view the full safety information, tap **Apps** → **Settings** → **About device** → **Legal information** → **Safety information**.

Specific Absorption Rate (SAR) certification information

To view more information about the device's SAR certification, tap **Apps** → **Settings** → **About device** → **Legal information** → **Safety information**.

THIS DEVICE MEETS INTERNATIONAL GUIDELINES FOR EXPOSURE TO RADIO WAVES



www.sar-tick.com

Your mobile is designed not to exceed the limits for exposure to radio waves recommended by international guidelines. The guidelines were developed by an independent scientific organisation (ICNIRP) and include a substantial safety margin designed to assure the safety of all persons, regardless of age and health.

The radio wave exposure guidelines use a unit of measurement known as the Specific Absorption Rate, or SAR. The SAR limit for mobile devices is 2.0 W/kg. The highest SAR values under the ICNIRP guidelines for this device model are:

SAR values for European countries: The SAR values below are only for devices developed for use in European countries.

Maximum SAR for this model and conditions under which it was recorded

Head SAR	0.237 W/kg
Body-worn SAR	0.372 W/kg

Body-worn SAR testing has been carried out at a separation distance of 1.5 cm. To meet RF exposure guidelines during body-worn operation, the device should be positioned at least this distance away from the body.

For SAR values for all other countries: For SAR values specific to your model, visit www.samsung.com/sar and search for your region and device with the model number.

