

Installation Procedure of the AS400 Relay Card

1. Turn off all the equipment that is plugged into the UPS.
2. Turn off the UPS.
3. Turn off the output breaker, the input breaker and the battery breaker (10KVA).
4. Turn off the input breaker at the wall panel.
5. Remove the two retaining screws from the Interface Option cover plate (rear panel of the UPS).
6. Remove the Interface Option cover plate. (rear panel of the UPS).
7. Insert the AS400 Card into the Interface Option slot.
8. Reinstall the two retaining screws (removed in step 5).
9. Plug in a DB9 cable from the AS400 card to the computer (not provided).
10. Turn ON the input breaker at the wall panel.
11. Turn the battery breaker (10KVA), the output breaker and the input breaker ON.
12. Turn the UPS ON.
13. Turn ON all the equipment that is plugged into the UPS.
14. The installation of the AS400 Relay Card is complete.

Contents of the AS400 Package

1. AS400 Relay Card
2. User's Manual

Internal AS400 Relay Card

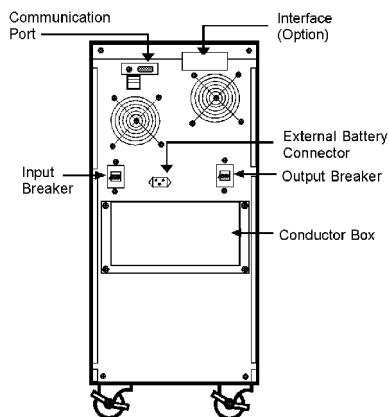


Figure 1 MCP 6KVA

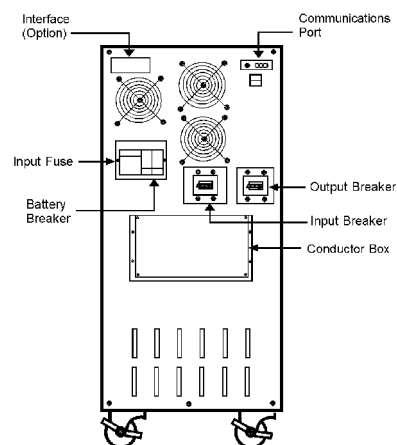
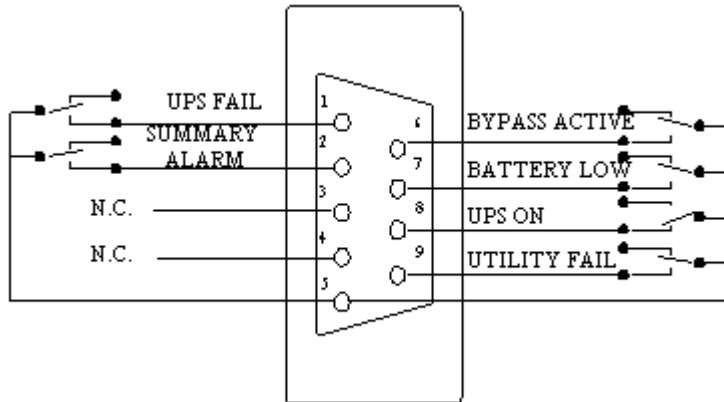


Figure 2 MCP 10KVA

AS400 Card DB9 Pin-out



Pin Number	Description
1	Normally open relay contact that closes if the UPS fails.
2	Normally open relay contact that closes when one of the following alarms is given: AC Fail, Battery Low, and Bypass Active. Summary Alarm.
3	No connection.
4	No connection.
5	Common relay connection for pins 1, 2, 6, 7, 8, 9.
6	Normally open relay contact that closes when the UPS is in the Bypass mode.
7	Normally open relay contact that closes when the battery is almost discharged (DCUV).
8	Normally open relay contact that closes when the UPS is ON.
9	Normally open relay contact that closes when the AC input power fails. Contact is reset 850mS after the AC input is restored.

The relay's contacts are rated for: 1Amp / 24VDC or 1Amp / 120VAC.

LIMITED PRODUCT WARRANTY

Para Systems Inc. (Para Systems) warrants this equipment, when properly applied and operated within specified conditions, against faulty materials or workmanship for a period of three years from the date of original purchase by the end user. For equipment sites within the United States and Canada, this warranty covers repair or replacement of defective equipment at the discretion of Para Systems. Repair will be from the nearest authorized service center. Replacement parts and warranty labor will be borne by Para Systems. For equipment located outside of the United States and Canada, Para Systems only covers faulty parts. Para Systems products repaired or replaced pursuant to this warranty shall be warranted for the remaining portion of the warranty that applies to the original product. This warranty applies only to the original purchaser who must have properly registered the product within 10 days of purchase.

The warranty shall be void if (a) the equipment is damaged by the customer, is improperly used, is subjected to an adverse operating environment, or is operated outside the limits of its electrical specifications; (b) the equipment is repaired or modified by anyone other than Para Systems or Para Systems-approved personnel; or (c) has been used in a manner contrary to the product's operating manual or other written instructions.

Any technical advice furnished before or after delivery in regard to use or application of Para Systems's equipment is furnished without charge and on the basis that it represents Para Systems's best judgment under the circumstances, but it is used at the recipient's sole risk.

EXCEPT AS PROVIDED HEREIN, PARA SYSTEMS MAKES NO WARRANTIES, EXPRESSED OR IMPLIED, INCLUDING WARRANTIES OF MERCHANTABILITY AND FITNESS FOR A PARTICULAR PURPOSE. Some states do not permit limitation of implied warranties; therefore, the aforesaid limitation(s) may not apply to the purchaser.

EXCEPT AS PROVIDED ABOVE, IN NO EVENT WILL PARA SYSTEMS BE LIABLE FOR DIRECT, INDIRECT, SPECIAL, INCIDENTAL, OR CONSEQUENTIAL DAMAGES ARISING OUT OF THE USE OF THIS PRODUCT, EVEN IF ADVISED OF THE POSSIBILITY OF SUCH DAMAGE. Specifically, Para Systems is not liable for any costs, such as lost profits or revenue, loss of equipment, loss of use of equipment, loss of software, loss of data, cost of substitutes, claims by third parties, or otherwise. The sole and exclusive remedy for breach of any warranty, expressed or implied, concerning Para Systems's products and the only obligation of Para Systems hereunder, shall be the repair or replacement of defective equipment, components, or parts; or, at Para Systems's option, refund of the purchase price or substitution with an equivalent replacement product. This warranty gives you specific legal rights and you may also have other rights, which vary from state to state.

Longer term and F.O.B. job site warranties are available at extra cost. Contact Para Systems (1-972-446-7363) for details.